

Form1

ORGANICS SEMIVOLATILE REPORT

Sample Number: AC18807-002
 Client Id: PCSB-39(4.0)
 Data File: 5M09797.D
 Analysis Date: 08/05/05 13:18
 Date Rec/Extracted: 07/28/05-08/04/05

Matrix: Soil
 Initial Vol: 30g
 Final Vol: 1ml
 Dilution: 1
 Solids: 89

Units: mg/Kg

Cas #	Compound	RL	Conc	Cas #	Compound	RL	Conc
120-82-1	1,2,4-Trichlorobenzene	0.0065	U	205-99-2	Benzo[b]fluoranthene	0.010	U
95-50-1	1,2-Dichlorobenzene	0.015	U	191-24-2	Benzo[g,h,i]perylene	0.0054	U
122-66-7	1,2-Diphenylhydrazine	0.012	U	207-08-9	Benzo[k]fluoranthene	0.013	U
541-73-1	1,3-Dichlorobenzene	0.011	U	111-91-1	bis(2-Chloroethoxy)methan	0.0087	U
106-46-7	1,4-Dichlorobenzene	0.0066	U	111-44-4	bis(2-Chloroethyl)ether	0.017	U
95-95-4	2,4,5-Trichlorophenol	0.058	U	108-60-1	bis(2-chloroisopropyl)ether	0.0078	U
88-06-2	2,4,6-Trichlorophenol	0.028	U	117-81-7	bis(2-Ethylhexyl)phthalat	0.024	0.31
120-83-2	2,4-Dichlorophenol	0.050	U	85-68-7	Butylbenzylphthalate	0.010	U
105-67-9	2,4-Dimethylphenol	0.032	U	86-74-8	Carbazole	0.0072	U
51-28-5	2,4-Dinitrophenol	0.069	U	218-01-9	Chrysene	0.011	U
121-14-2	2,4-Dinitrotoluene	0.013	U	84-74-2	Di-n-butylphthalate	0.0076	U
606-20-2	2,6-Dinitrotoluene	0.017	U	117-84-0	Di-n-octylphthalate	0.013	U
91-58-7	2-Chloronaphthalene	0.0043	U	53-70-3	Dibenzo[a,h]anthracene	0.0069	U
95-57-8	2-Chlorophenol	0.069	U	132-64-9	Dibenzofuran	0.048	U
91-57-6	2-Methylnaphthalene	0.064	U	84-66-2	Diethylphthalate	0.0088	U
95-48-7	2-Methylphenol	0.14	U	131-11-3	Dimethylphthalate	0.0065	U
88-74-4	2-Nitroaniline	0.049	U	206-44-0	Fluoranthene	0.0062	U
88-75-5	2-Nitrophenol	0.046	U	86-73-7	Fluorene	0.0090	U
106-44-5	3&4-Methylphenol	0.14	U	118-74-1	Hexachlorobenzene	0.015	U
91-94-1	3,3'-Dichlorobenzidine	0.066	U	87-68-3	Hexachlorobutadiene	0.0092	U
99-09-2	3-Nitroaniline	0.094	U	77-47-4	Hexachlorocyclopentadiene	0.10	U
534-52-1	4,6-Dinitro-2-methylphenol	0.071	U	67-72-1	Hexachloroethane	0.013	U
101-55-3	4-Bromophenyl-phenylether	0.015	U	193-39-5	Indeno[1,2,3-cd]pyrene	0.0064	U
59-50-7	4-Chloro-3-methylphenol	0.075	U	78-59-1	Isophorone	0.20	U
106-47-8	4-Chloroaniline	0.25	U	621-64-7	N-Nitroso-di-n-propylamine	0.012	U
7005-72-3	4-Chlorophenyl-phenylether	0.011	U	62-75-9	N-Nitrosodimethylamine	0.42	U
100-01-6	4-Nitroaniline	0.056	U	86-30-6	n-Nitrosodiphenylamine	0.010	U
100-02-7	4-Nitrophenol	0.053	U	91-20-3	Naphthalene	0.0036	U
83-32-9	Acenaphthene	0.0062	U	98-95-3	Nitrobenzene	0.011	U
208-96-8	Acenaphthylene	0.0057	U	87-86-5	Pentachlorophenol	0.036	U
120-12-7	Anthracene	0.0074	U	85-01-8	Phenanthrene	0.0083	U
92-87-5	Benzidine	0.39	U	108-95-2	Phenol	0.062	U
56-55-3	Benzo[a]anthracene	0.0052	U	129-00-0	Pyrene	0.0086	U
50-32-8	Benzo[a]pyrene	0.0062	U				

Worksheet #: 18122

Total Target Concentration 0.31

U - Indicates the compound was analyzed but not detected.
 B - Indicates the analyte was found in the blank as well as in the sample.
 E - Indicates the analyte concentration exceeds the calibration range of the instrument.

R - Retention Time Out
 J - Indicates an estimated value when a compound is detected at less than the specified detection limit.

Data File : G:\GcMsData\2005\Gcms_5\Data\08-05-05\5M09797.D Vial: 20
 Acq On : 5 Aug 2005 13:18 Operator: AHD
 Sample : AC18807-002 Inst : GCMS_5
 Misc : S,BNA Multiplr: 1.00
 MS Integration Params: RTEINT.P
 Quant Time: Aug 11 11:38 2005

Quant Results File: 5M_0722.RES

Quant Method : G:\GCMSDATA\2005\GCMS_5\METHODS\5M_0722.M (RTE Integrator)
 Title : @GCMS_5,mg,625,8270
 Last Update : Fri Jul 22 11:19:45 2005
 Response via : Initial Calibration
 DataAcq Meth : 5M_RUN5

Internal Standards	R.T.	QIon	Response	Conc	Units	Dev(Min)
1) 1,4-Dichlorobenzene-d4	5.10	152	16910	40.00	ng	-0.15
20) Naphthalene-d8	6.14	136	68218	40.00	ng	-0.14
36) Acenaphthene-d10	7.47	164	40579	40.00	ng	-0.16
61) Phenanthrene-d10	8.84	188	72964	40.00	ng	-0.19
77) Chrysene-d12	11.82	240	58393	40.00	ng	-0.22
88) Perylene-d12	13.40	264	45742	40.00	ng	-0.22
System Monitoring Compounds						
4) 2-Fluorophenol	3.78	112	81827	143.67	ng	-0.19
Spiked Amount	200.000		Recovery	=	71.83%	
8) Phenol-d5	4.80	99	109060	130.95	ng	-0.15
Spiked Amount	200.000		Recovery	=	65.47%	
21) Nitrobenzene-d5	5.58	128	19876	66.55	ng	-0.14
Spiked Amount	100.000		Recovery	=	66.55%	
41) 2-Fluorobiphenyl	6.95	172	87467	68.96	ng	-0.14
Spiked Amount	100.000		Recovery	=	68.96%	
64) 2,4,6-Tribromophenol	8.16	330	23436	150.08	ng	-0.18
Spiked Amount	200.000		Recovery	=	75.04%	
80) Terphenyl-d14	10.62	244	107973	78.27	ng	-0.19
Spiked Amount	100.000		Recovery	=	78.27%	
Target Compounds						
87) bis(2-Ethylhexyl)phthalate	11.94	149	11752	8.26	ng	Qvalue 99

Handwritten signature/initials


(#) = qualifier out of range (m) = manual integration

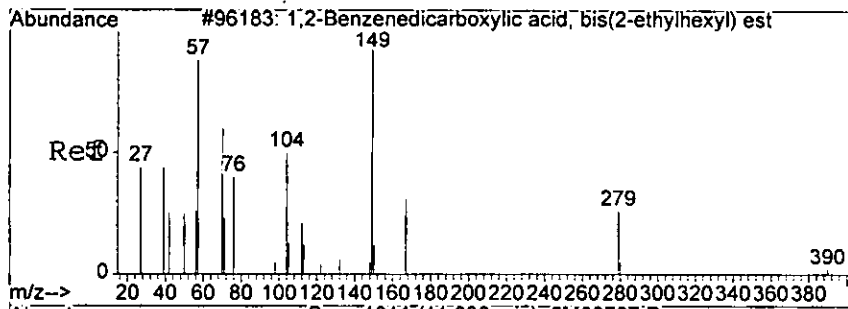
Quantitation Report

Data File : G:\GcMsData\2005\Gcms_5\Data\08-05-05\5M09797.D Vial: 20
Acq On : 5 Aug 2005 13:18 Operator: AHD
Sample : AC18807-002 Inst : GCMS_5
Misc : S,BNA Multiplr: 1.00
MS Integration Params: RTEINT.P
Quant Time: Aug 11 11:38 2005

Quant Results File: 5M_0722.RES

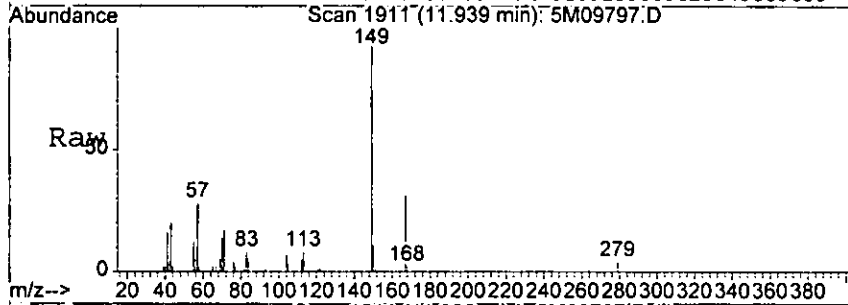
Method : G:\GCMSDATA\2005\GCMS_5\METHODS\5M_0722.M (RTE Integrator)
Title : @GCMS_5,mg,625,8270
Last Update : Fri Jul 22 11:19:45 2005
Response via : Initial Calibration



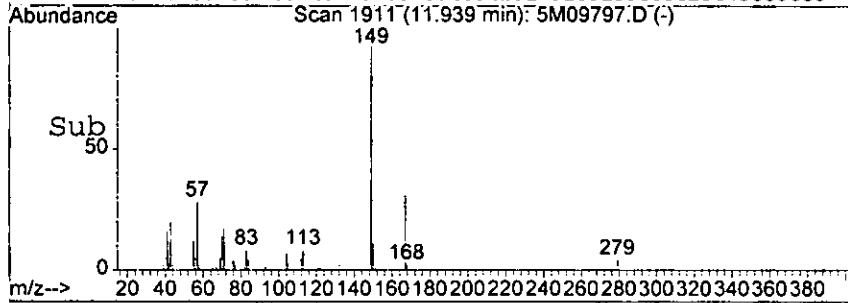
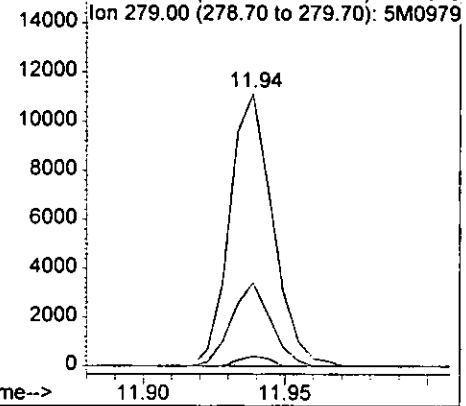


#87
 bis(2-Ethylhexyl)phthalate
 Concen: 8.26 ng
 RT: 11.94 min Scan# 1911
 Delta R.T. -0.19 min
 Lab File: 5M09797.D
 Acq: 5 Aug 2005 13:18

Tgt Ion	Resp	Lower	Upper
149	11752		
149	100		
167	30.8	2.4	58.4
279	3.6	0.0	44.1



Abundance Ion 149.00 (148.70 to 149.70): 5M0979
 Ion 167.00 (166.70 to 167.70): 5M0979
 Ion 279.00 (278.70 to 279.70): 5M0979



AS115

Form1

ORGANICS SEMIVOLATILE REPORT

Sample Number: AC18807-003
 Client Id: PCSB-39(11.0)
 Data File: 5M09798.D
 Analysis Date: 08/05/05 13:40
 Date Rec/Extracted: 07/28/05-08/04/05

Matrix: Soil
 Initial Vol: 30g
 Final Vol: 1ml
 Dilution: 1
 Solids: 63

Units: mg/Kg

Cas #	Compound	RL	Conc	Cas #	Compound	RL	Conc
120-82-1	1,2,4-Trichlorobenzene	0.0092	U	205-99-2	Benzo[b]fluoranthene	0.015	U
95-50-1	1,2-Dichlorobenzene	0.021	U	191-24-2	Benzo[g,h,i]perylene	0.0076	U
122-66-7	1,2-Diphenylhydrazine	0.017	U	207-08-9	Benzo[k]fluoranthene	0.019	U
541-73-1	1,3-Dichlorobenzene	0.015	U	111-91-1	bis(2-Chloroethoxy)methan	0.012	U
106-46-7	1,4-Dichlorobenzene	0.0093	U	111-44-4	bis(2-Chloroethyl)ether	0.024	U
95-95-4	2,4,5-Trichlorophenol	0.082	U	108-60-1	bis(2-chloroisopropyl)ether	0.011	U
88-06-2	2,4,6-Trichlorophenol	0.040	U	117-81-7	bis(2-Ethylhexyl)phthalate	0.034	U
120-83-2	2,4-Dichlorophenol	0.070	U	85-68-7	Butylbenzylphthalate	0.014	U
105-67-9	2,4-Dimethylphenol	0.045	U	86-74-8	Carbazole	0.010	U
51-28-5	2,4-Dinitrophenol	0.097	U	218-01-9	Chrysene	0.015	U
121-14-2	2,4-Dinitrotoluene	0.019	U	84-74-2	Di-n-butylphthalate	0.011	0.059
606-20-2	2,6-Dinitrotoluene	0.024	U	117-84-0	Di-n-octylphthalate	0.018	U
91-58-7	2-Chloronaphthalene	0.0060	U	53-70-3	Dibenzo[a,h]anthracene	0.0097	U
95-57-8	2-Chlorophenol	0.097	U	132-64-9	Dibenzofuran	0.068	U
91-57-6	2-Methylnaphthalene	0.090	U	84-66-2	Diethylphthalate	0.012	U
95-48-7	2-Methylphenol	0.20	U	131-11-3	Dimethylphthalate	0.0091	U
88-74-4	2-Nitroaniline	0.069	U	206-44-0	Fluoranthene	0.0087	U
88-75-5	2-Nitrophenol	0.065	U	86-73-7	Fluorene	0.013	U
106-44-5	3&4-Methylphenol	0.20	U	118-74-1	Hexachlorobenzene	0.021	U
91-94-1	3,3'-Dichlorobenzidine	0.093	U	87-68-3	Hexachlorobutadiene	0.013	U
99-09-2	3-Nitroaniline	0.13	U	77-47-4	Hexachlorocyclopentadiene	0.14	U
534-52-1	4,6-Dinitro-2-methylphenol	0.10	U	67-72-1	Hexachloroethane	0.018	U
101-55-3	4-Bromophenyl-phenylether	0.022	U	193-39-5	Indeno[1,2,3-cd]pyrene	0.0090	U
59-50-7	4-Chloro-3-methylphenol	0.11	U	78-59-1	Isophorone	0.28	U
106-47-8	4-Chloroaniline	0.36	U	621-64-7	N-Nitroso-di-n-propylamine	0.017	U
7005-72-3	4-Chlorophenyl-phenylether	0.015	U	62-75-9	N-Nitrosodimethylamine	0.59	U
100-01-6	4-Nitroaniline	0.079	U	86-30-6	n-Nitrosodiphenylamine	0.014	U
100-02-7	4-Nitrophenol	0.075	U	91-20-3	Naphthalene	0.0051	U
83-32-9	Acenaphthene	0.0087	U	98-95-3	Nitrobenzene	0.015	U
208-96-8	Acenaphthylene	0.0080	U	87-86-5	Pentachlorophenol	0.051	U
120-12-7	Anthracene	0.010	U	85-01-8	Phenanthrene	0.012	U
92-87-5	Benzidine	0.55	U	108-95-2	Phenol	0.087	U
56-55-3	Benzo[a]anthracene	0.0074	U	129-00-0	Pyrene	0.012	U
50-32-8	Benzo[a]pyrene	0.0088	0.33				

Worksheet #: 18122

Total Target Concentration 0.389

U - Indicates the compound was analyzed but not detected.
 B - Indicates the analyte was found in the blank as well as in the sample.
 E - Indicates the analyte concentration exceeds the calibration range of the instrument.

R - Retention Time Out
 J - Indicates an estimated value when a compound is detected at less than the specified detection limit.

Data File : G:\GcMsData\2005\Gcms_5\Data\08-05-05\5M09798.D Vial: 21
 Acq On : 5 Aug 2005 13:40 Operator: AHD
 Sample : AC18807-003 Inst : GCMS_5
 Misc : S,BNA Multiplr: 1.00
 MS Integration Params: RTEINT.P
 Quant Time: Aug 11 11:38 2005

Quant Results File: 5M_0722.RES

Quant Method : G:\GCMSDATA\2005\GCMS_5\METHODS\5M_0722.M (RTE Integrator)
 Title : @GCMS_5,mg,625,8270
 Last Update : Fri Jul 22 11:19:45 2005
 Response via : Initial Calibration
 DataAcq Meth : 5M_RUN5

Internal Standards	R.T.	QIon	Response	Conc	Units	Dev(Min)
1) 1,4-Dichlorobenzene-d4	5.10	152	12494	40.00	ng	-0.15
20) Naphthalene-d8	6.14	136	47304	40.00	ng	-0.14
36) Acenaphthene-d10	7.47	164	28321	40.00	ng	-0.16
61) Phenanthrene-d10	8.84	188	50160	40.00	ng	-0.19
77) Chrysene-d12	11.82	240	36985	40.00	ng	-0.22
88) Perylene-d12	13.40	264	28870	40.00	ng	-0.22
System Monitoring Compounds						
4) 2-Fluorophenol	3.78	112	66637	158.35	ng	-0.19
Spiked Amount	200.000		Recovery	=	79.18%	
8) Phenol-d5	4.80	99	96579	156.96	ng	-0.15
Spiked Amount	200.000		Recovery	=	78.48%	
21) Nitrobenzene-d5	5.58	128	17760	85.75	ng	-0.14
Spiked Amount	100.000		Recovery	=	85.75%	
41) 2-Fluorobiphenyl	6.95	172	74681	84.36	ng	-0.14
Spiked Amount	100.000		Recovery	=	84.36%	
64) 2,4,6-Tribromophenol	8.16	330	19299	179.77	ng	-0.18
Spiked Amount	200.000		Recovery	=	89.89%	
80) Terphenyl-d14	10.61	244	83158	95.17	ng	-0.20
Spiked Amount	100.000		Recovery	=	95.17%	
Target Compounds						Qvalue
74) Di-n-butylphthalate	9.50	149	1801	1.11	ng	92
92) Benzo[a]pyrene	13.42	252	6768	6.31	ng	94

NSM

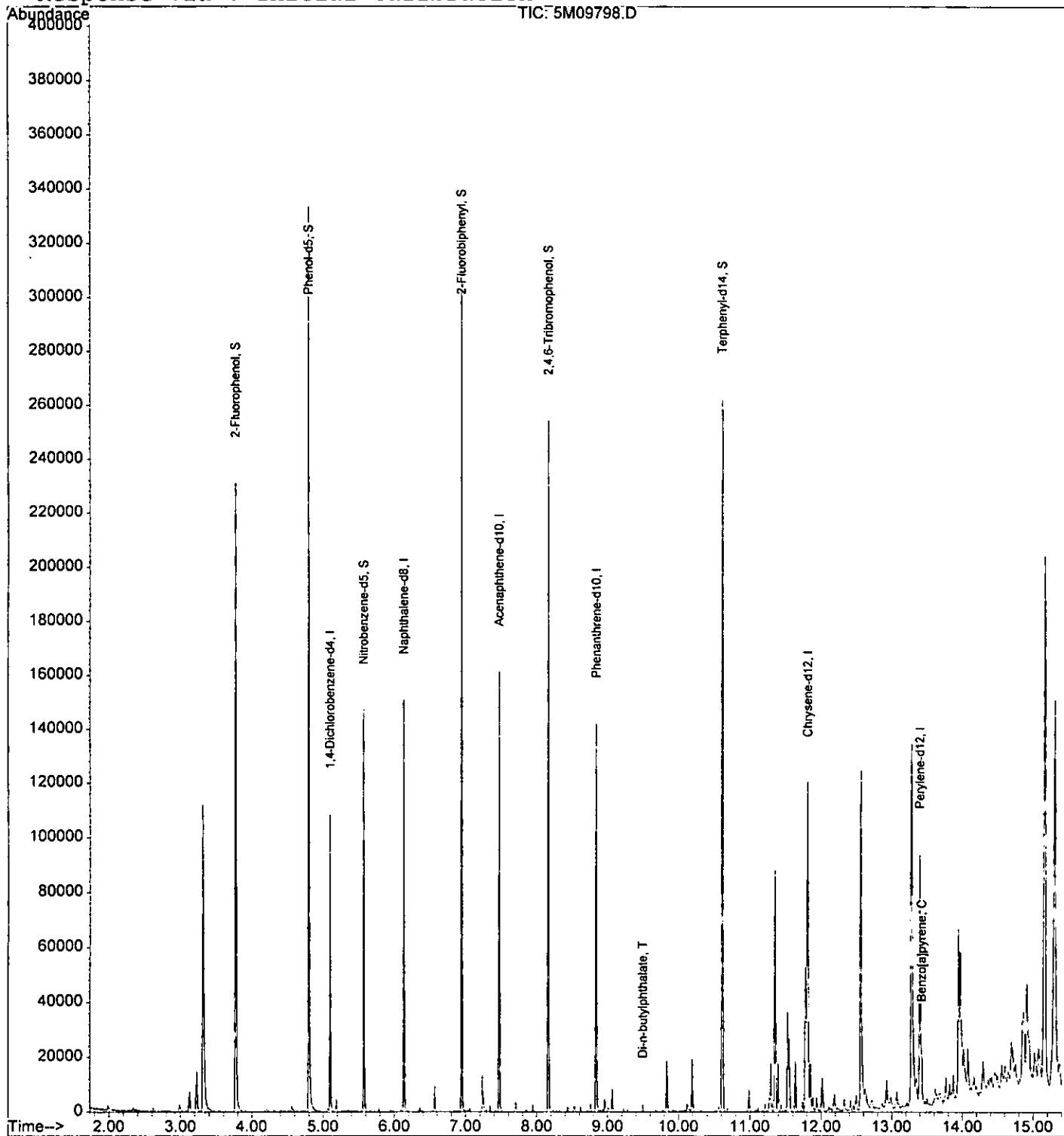
(#) = qualifier out of range (m) = manual integration

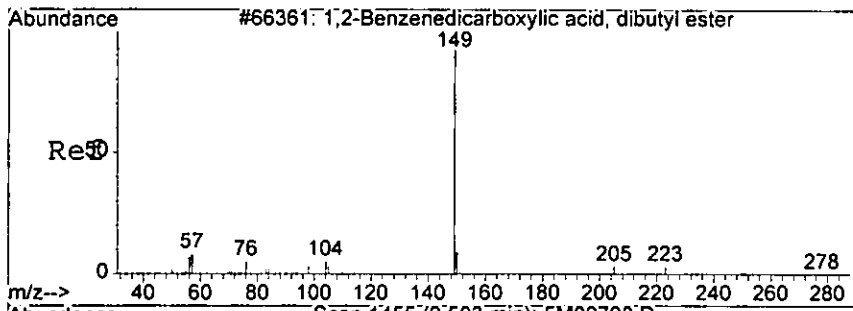
Quantitation Report

Data File : G:\GcMsData\2005\Gcms_5\Data\08-05-05\5M09798.D Vial: 21
Acq On : 5 Aug 2005 13:40 Operator: AHD
Sample : AC18807-003 Inst : GCMS_5
Misc : S,BNA Multiplr: 1.00
MS Integration Params: RTEINT.P
Quant Time: Aug 11 11:38 2005

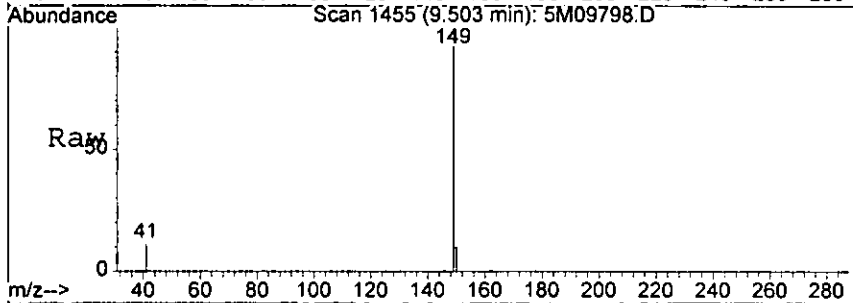
Quant Results File: 5M_0722.RES

Method : G:\GCMSDATA\2005\GCMS_5\METHODS\5M_0722.M (RTE Integrator)
Title : @GCMS_5,mg,625,8270
Last Update : Fri Jul 22 11:19:45 2005
Response via : Initial Calibration

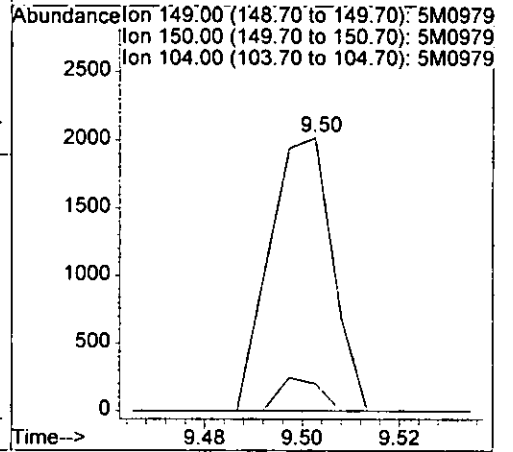
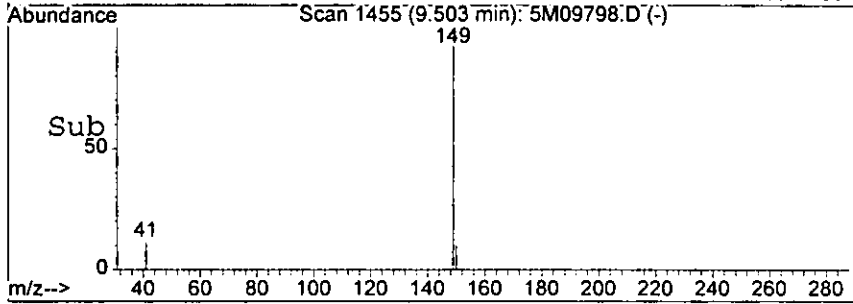




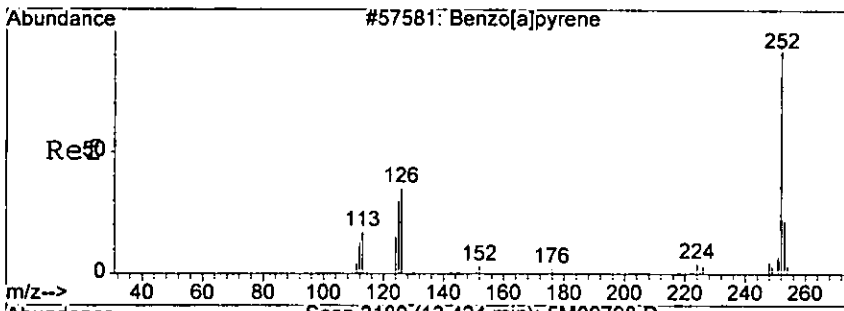
#74
 Di-n-butylphthalate
 Concen: 1.11 ng
 RT: 9.50 min Scan# 1455
 Delta R.T. -0.18 min
 Lab File: 5M09798.D
 Acq: 5 Aug 2005 13:40



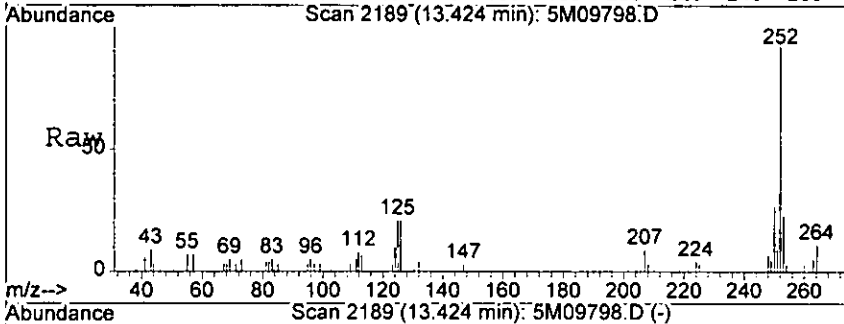
Tgt Ion	Ratio	Lower	Upper
149	100		
150	10.0	0.0	49.0
104	0.0	0.0	45.3



Handwritten signature

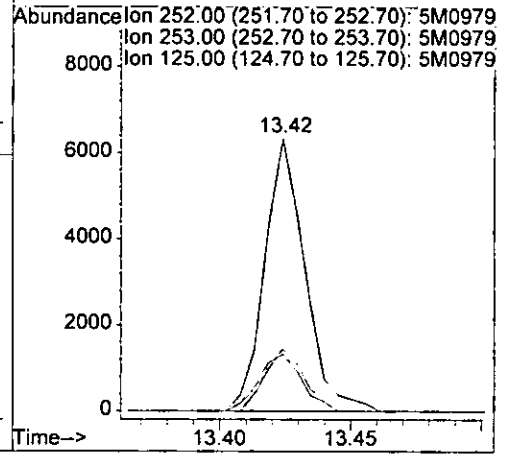
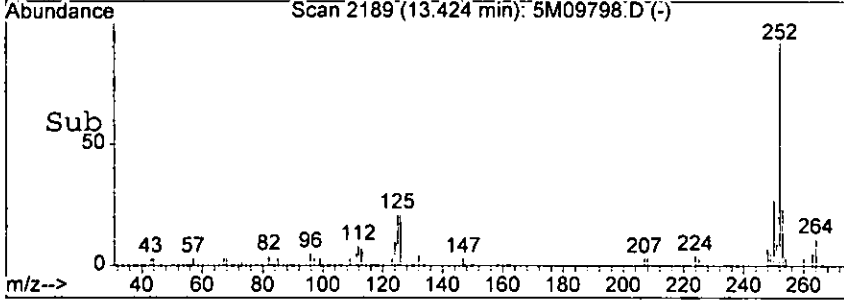


#92
 Benzo[a]pyrene
 Concen: 6.31 ng
 RT: 13.42 min Scan# 2189
 Delta R.T. -0.14 min
 Lab File: 5M09798.D
 Acq: 5 Aug 2005 13:40



Tgt Ion: 252 Resp: 6768

Ion	Ratio	Lower	Upper
252	100		
253	22.7	0.0	61.5
125	20.9	0.0	56.0



Handwritten signature

Form1

ORGANICS SEMIVOLATILE REPORT

Sample Number: AC18807-004
 Client Id: PCSB-46(0.5)
 Data File: 4M05404.D
 Analysis Date: 08/05/05 15:55
 Date Rec/Extracted: 07/28/05-08/04/05

Matrix: Soil
 Initial Vol: 30g
 Final Vol: 1ml
 Dilution: 1
 Solids: 88

Units: mg/Kg

Cas #	Compound	RL	Conc	Cas #	Compound	RL	Conc
120-82-1	1,2,4-Trichlorobenzene	0.010	U	205-99-2	Benzo[b]fluoranthene	0.011	0.67
95-50-1	1,2-Dichlorobenzene	0.017	U	191-24-2	Benzo[g,h,i]perylene	0.0072	0.33
122-66-7	1,2-Diphenylhydrazine	0.011	U	207-08-9	Benzo[k]fluoranthene	0.012	0.21
541-73-1	1,3-Dichlorobenzene	0.016	U	111-91-1	bis(2-Chloroethoxy)methan	0.0086	U
106-46-7	1,4-Dichlorobenzene	0.019	U	111-44-4	bis(2-Chloroethyl)ether	0.020	U
95-95-4	2,4,5-Trichlorophenol	0.51	U	108-60-1	bis(2-chloroisopropyl)ether	0.012	U
88-06-2	2,4,6-Trichlorophenol	0.92	U	117-81-7	bis(2-Ethylhexyl)phthalat	0.034	0.23
120-83-2	2,4-Dichlorophenol	0.061	U	85-68-7	Butylbenzylphthalate	0.015	U
105-67-9	2,4-Dimethylphenol	0.052	U	86-74-8	Carbazole	0.011	0.085
51-28-5	2,4-Dinitrophenol	0.26	U	218-01-9	Chrysene	0.0078	0.76
121-14-2	2,4-Dinitrotoluene	0.014	U	84-74-2	Di-n-butylphthalate	0.0085	0.079
606-20-2	2,6-Dinitrotoluene	0.016	U	117-84-0	Di-n-octylphthalate	0.0089	U
91-58-7	2-Chloronaphthalene	0.010	U	53-70-3	Dibenzo[a,h]anthracene	0.013	0.15
95-57-8	2-Chlorophenol	0.077	U	132-64-9	Dibenzofuran	0.048	0.55
91-57-6	2-Methylnaphthalene	0.049	1.3	84-66-2	Diethylphthalate	0.010	U
95-48-7	2-Methylphenol	0.18	U	131-11-3	Dimethylphthalate	0.0086	U
88-74-4	2-Nitroaniline	0.027	U	206-44-0	Fluoranthene	0.011	0.74
88-75-5	2-Nitrophenol	0.044	U	86-73-7	Fluorene	0.0096	U
106-44-5	3&4-Methylphenol	0.20	U	118-74-1	Hexachlorobenzene	0.018	U
91-94-1	3,3'-Dichlorobenzidine	0.083	U	87-68-3	Hexachlorobutadiene	0.016	U
99-09-2	3-Nitroaniline	0.16	U	77-47-4	Hexachlorocyclopentadiene	0.10	U
534-52-1	4,6-Dinitro-2-methylphenol	0.072	U	67-72-1	Hexachloroethane	0.028	U
101-55-3	4-Bromophenyl-phenylether	0.015	U	193-39-5	Indeno[1,2,3-cd]pyrene	0.0052	0.29
59-50-7	4-Chloro-3-methylphenol	0.096	U	78-59-1	Isophorone	0.012	U
106-47-8	4-Chloroaniline	0.29	U	621-64-7	N-Nitroso-di-n-propylamine	0.018	U
7005-72-3	4-Chlorophenyl-phenylether	0.018	U	62-75-9	N-Nitrosodimethylamine	0.45	U
100-01-6	4-Nitroaniline	0.093	U	86-30-6	n-Nitrosodiphenylamine	0.018	U
100-02-7	4-Nitrophenol	0.067	U	91-20-3	Naphthalene	0.0089	0.86
83-32-9	Acenaphthene	0.016	0.082	98-95-3	Nitrobenzene	0.015	U
208-96-8	Acenaphthylene	0.0088	0.14	87-86-5	Pentachlorophenol	0.047	U
120-12-7	Anthracene	0.0099	0.13	85-01-8	Phenanthrene	0.0087	1.4
92-87-5	Benzidine	0.086	U	108-95-2	Phenol	0.058	U
56-55-3	Benzo[a]anthracene	0.0066	0.48	129-00-0	Pyrene	0.0088	0.54
50-32-8	Benzo[a]pyrene	0.0087	0.30				

Worksheet #: 18122

Total Target Concentration 9.326

U - Indicates the compound was analyzed but not detected.
 B - Indicates the analyte was found in the blank as well as in the sample.
 E - Indicates the analyte concentration exceeds the calibration range of the instrument.

R - Retention Time Out
 J - Indicates an estimated value when a compound is detected at less than the specified detection limit.

Data File : G:\GcMsData\2005\Gcms_4\Data\08-05-05\4M05404.D Vial: 21
 Acq On : 5 Aug 2005 15:55 Operator: AHD
 Sample : AC18807-004 Inst : GCMS_4
 Misc : S,BNA Multiplr: 1.00
 MS Integration Params: RTEINT.P
 Quant Time: Aug 11 11:39 2005

Quant Results File: 4M_0803.RES

Quant Method : G:\GCMSDATA\2005\GCMS_4\METHODS\4M_0803.M (RTE Integrator)
 Title : @GCMS_4,mg,625,8270
 Last Update : Wed Aug 03 12:10:40 2005
 Response via : Initial Calibration
 DataAcq Meth : 4M_0803

Internal Standards	R.T.	QI on	Response	Conc	Units	Dev (Min)
1) 1,4-Dichlorobenzene-d4	4.91	152	38822	40.00	ng	-0.03
19) Naphthalene-d8	5.91	136	102325	40.00	ng	-0.03
35) Acenaphthene-d10	7.49	164	51593	40.00	ng	-0.04
59) Phenanthrene-d10	9.08	188	83464	40.00	ng	-0.05
72) Chrysene-d12	12.29	240	61426	40.00	ng	-0.04
81) Perylene-d12	14.14	264	43394	40.00	ng	-0.04

System Monitoring Compounds

4) 2-Fluorophenol	3.77	112	175571	160.33	ng	-0.03
Spiked Amount	200.000		Recovery	=	80.17%	
7) Phenol-d5	4.62	99	239274	164.14	ng	-0.03
Spiked Amount	200.000		Recovery	=	82.07%	
20) Nitrobenzene-d5	5.35	128	44909	87.67	ng	-0.03
Spiked Amount	100.000		Recovery	=	87.67%	
40) 2-Fluorobiphenyl	6.83	172	150654	91.13	ng	-0.04
Spiked Amount	100.000		Recovery	=	91.13%	
62) 2,4,6-Tribromophenol	8.32	332	75037	200.86	ng	-0.04
Spiked Amount	200.000		Recovery	=	100.43%	
75) Terphenyl-d14	10.99	244	141274	81.63	ng	-0.03
Spiked Amount	100.000		Recovery	=	81.63%	

Target Compounds

Target Compounds	R.T.	QI on	Response	Conc	Units	Qvalue
29) Naphthalene	5.92	128	51141	22.75	ng	97
33) 2-Methylnaphthalene	6.51	142	52489	33.37	ng	97
46) Acenaphthylene	7.34	152	8429	3.80	ng	85
49) Acenaphthene	7.74	153	3144	2.16	ng	74
52) Dibenzofuran	7.69	168	27910	14.57	ng	95
67) Phenanthrene	9.11	178	78369	37.59	ng	100
68) Anthracene	9.17	178	7493	3.54	ng	77
69) Carbazole	9.37	167	4346	2.24	ng	74
70) Di-n-butylphthalate	9.82	149	5947	2.09	ng	71
71) Fluoranthene	10.50	202	42356	19.53	ng	93
73) Pyrene	10.77	202	33951	14.37	ng	84
78) Benzo[a]anthracene	12.27	228	24562	12.74	ng	90
79) Chrysene	12.32	228	34336	19.94	ng	97
80) bis(2-Ethylhexyl)phthalate	12.40	149	9217	6.15	ng	84
83) Benzo[b]fluoranthene	13.67	252	31769m	17.60	ng	
84) Benzo[k]fluoranthene	13.70	252	8501m	5.44	ng	
85) Benzo[a]pyrene	14.07	252	11696	7.88	ng	94
86) Indeno[1,2,3-cd]pyrene	15.38	276	10445	7.76	ng	85
87) Dibenzo[a,h]anthracene	15.40	278	4393	3.99	ng	78

(#) = qualifier out of range (m) = manual integration

12/8/11

Data File : G:\GcMsData\2005\Gcms_4\Data\08-05-05\4M05404.D Vial: 21
Acq On : 5 Aug 2005 15:55 Operator: AHD
Sample : AC18807-004 Inst : GCMS_4
Misc : S,BNA Multiplr: 1.00
MS Integration Params: RTEINT.P
Quant Time: Aug 11 11:39 2005

Quant Results File: 4M_0803.RES

Quant Method : G:\GCMSDATA\2005\GCMS_4\METHODS\4M_0803.M (RTE Integrator)
Title : @GCMS_4,mg,625,8270
Last Update : Wed Aug 03 12:10:40 2005
Response via : Initial Calibration
DataAcq Meth : 4M_0803

Compound	R.T.	QIon	Response	Conc Unit	Qvalue
88) Benzo[g,h,i]perylene	15.67	276	9358	8.71 ng	87

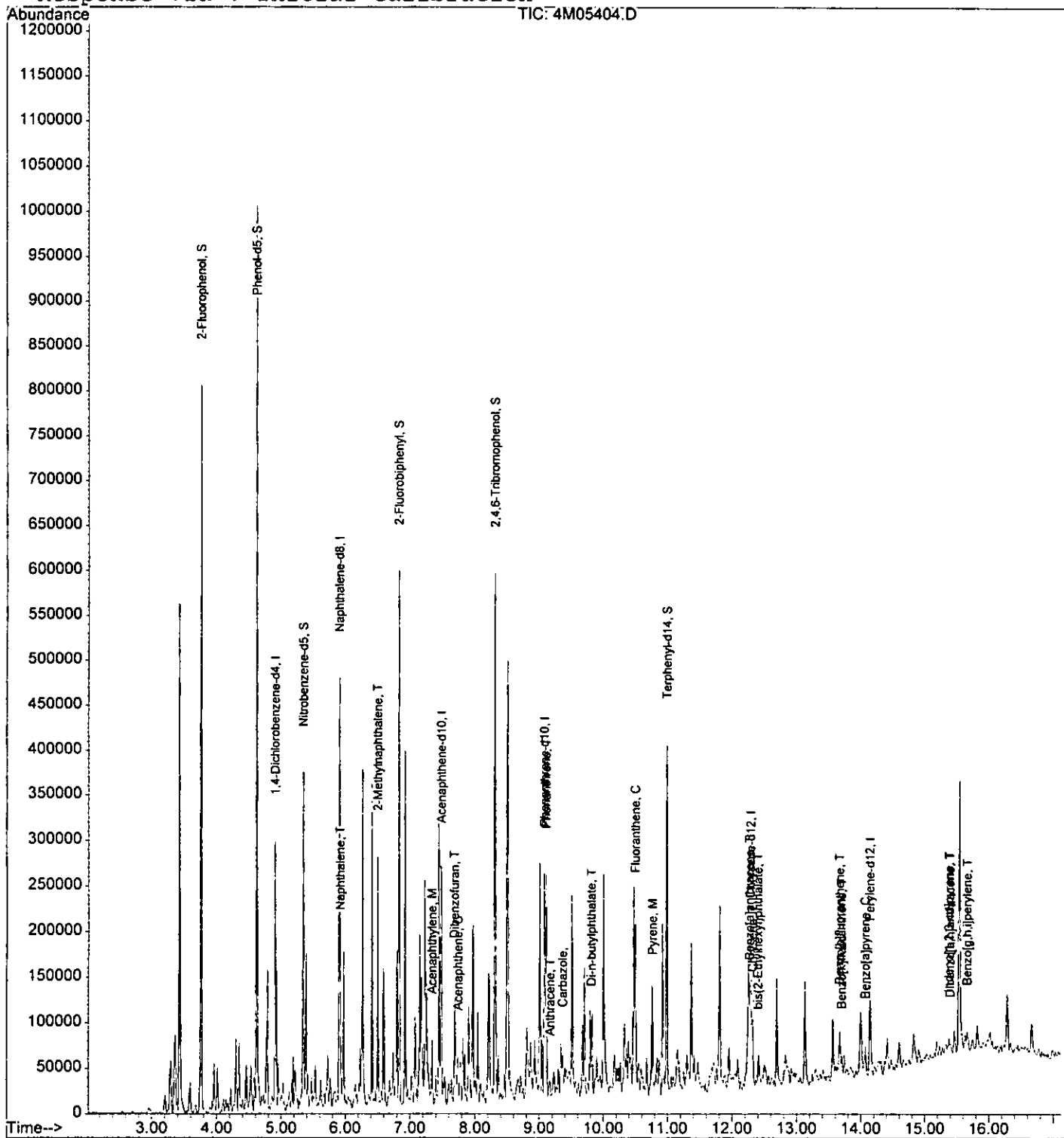
(#) = qualifier out of range (m) = manual integration

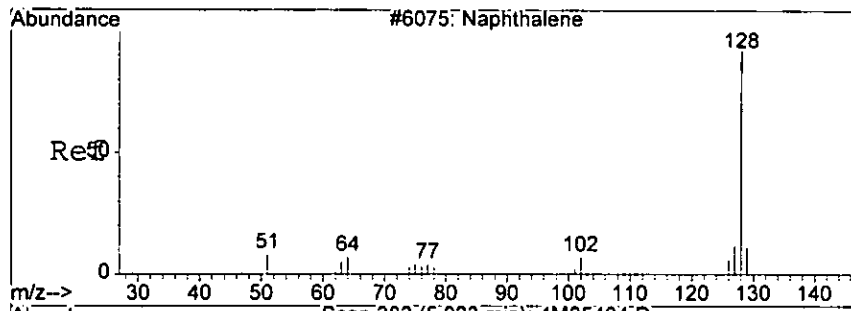
Quantitation Report

Data File : G:\GcMsData\2005\Gcms_4\Data\08-05-05\4M05404.D Vial: 21
Acq On : 5 Aug 2005 15:55 Operator: AHD
Sample : AC18807-004 Inst : GCMS_4
Misc : S,BNA Multiplr: 1.00
MS Integration Params: RTEINT.P
Quant Time: Aug 11 11:39 2005

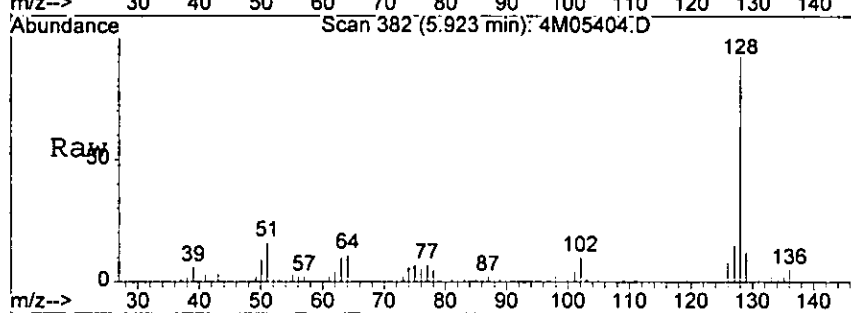
Quant Results File: 4M_0803.RES

Method : G:\GCMSDATA\2005\GCMS_4\METHODS\4M_0803.M (RTE Integrator)
Title : @GCMS_4,mg,625,8270
Last Update : Wed Aug 03 12:10:40 2005
Response via : Initial Calibration

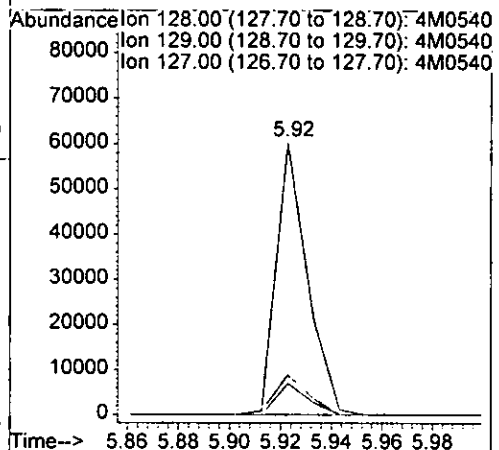
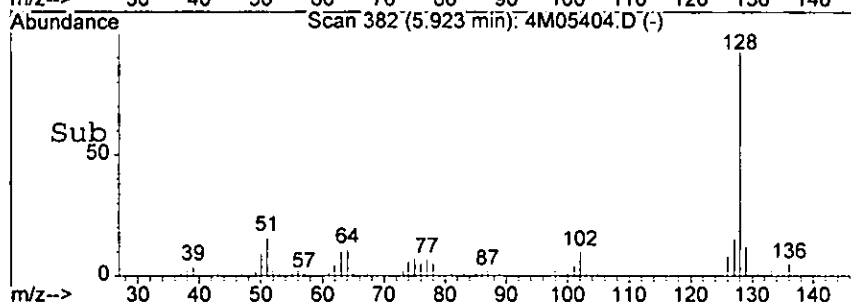




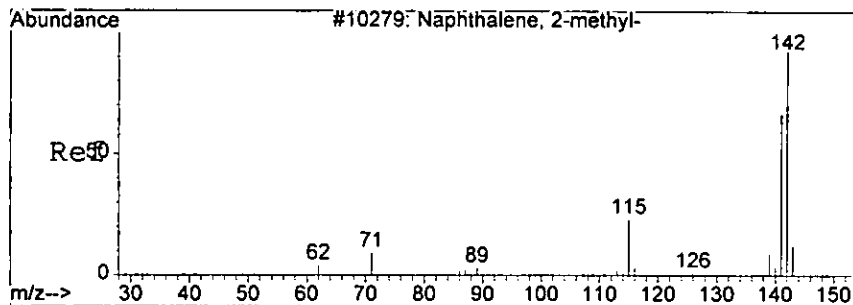
#29
 Naphthalene
 Concen: 22.75 ng
 RT: 5.92 min Scan# 382
 Delta R.T. -0.04 min
 Lab File: 4M05404.D
 Acq: 5 Aug 2005 15:55



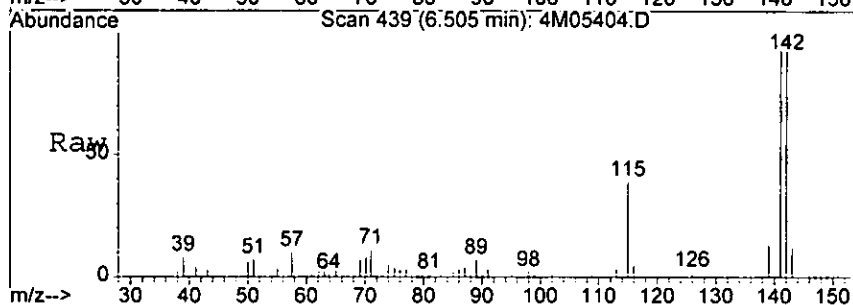
Tgt Ion	Resp	Lower	Upper
128	51141	100	
129	11.6	0.0	51.8
127	14.7	0.0	57.0



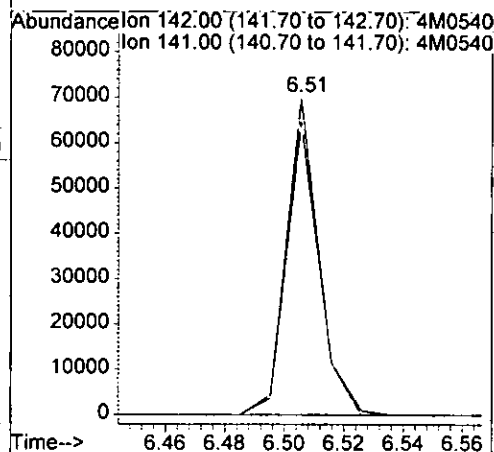
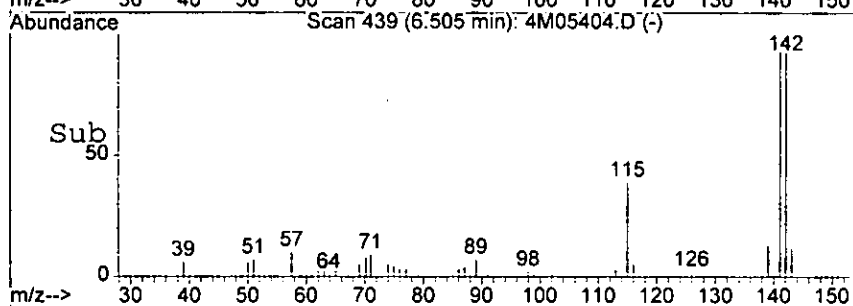
Handwritten signature



#33
 2-Methylnaphthalene
 Concen: 33.37 ng
 RT: 6.51 min Scan# 439
 Delta R.T. -0.04 min
 Lab File: 4M05404.D
 Acq: 5 Aug 2005 15:55

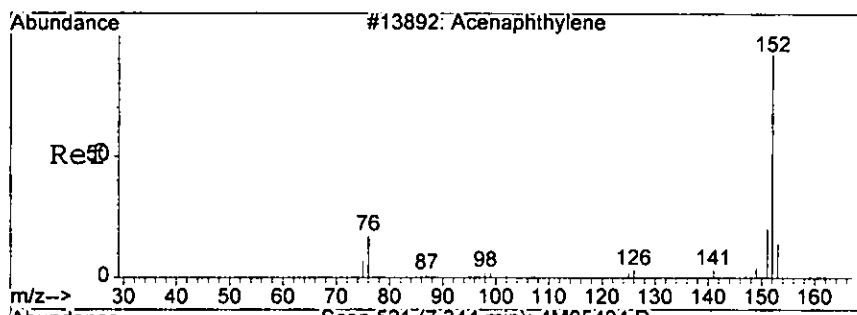


Tgt Ion: 142 Resp: 52489
 Ion Ratio Lower Upper
 142 100
 141 92.7 55.7 135.7



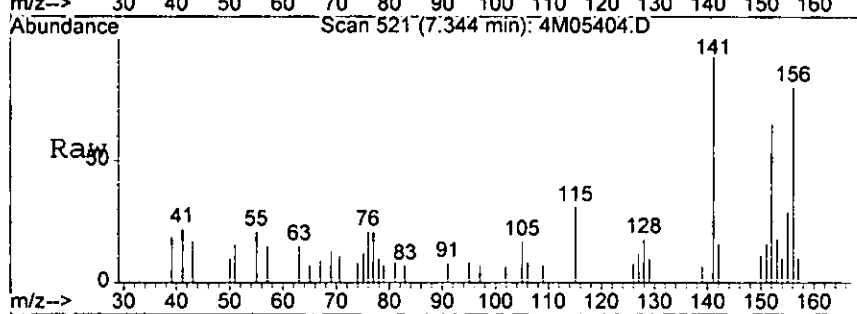
Handwritten signature

115

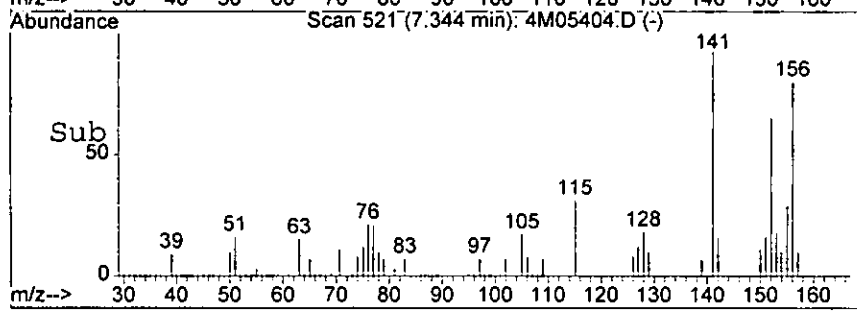
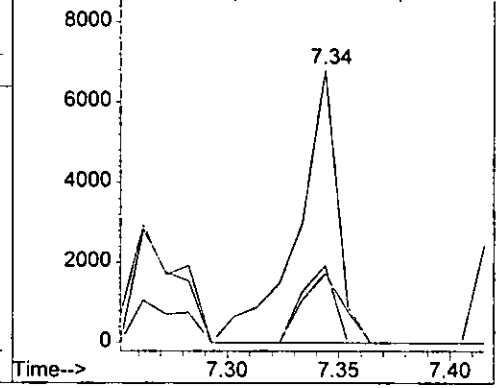


#46
 Acenaphthylene
 Concen: 3.80 ng
 RT: 7.34 min Scan# 521
 Delta R.T. -0.04 min
 Lab File: 4M05404.D
 Acq: 5 Aug 2005 15:55

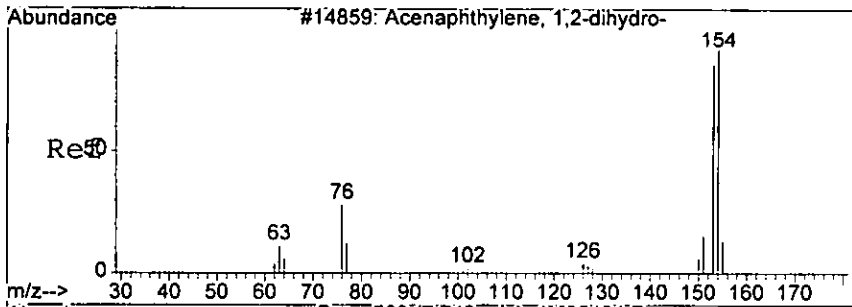
Tgt Ion	Ratio	Lower	Upper
152	100		
151	25.2	0.0	63.6
153	28.1	0.0	53.8



Abundance Ion 152.00 (151.70 to 152.70): 4M0540
 Ion 151.00 (150.70 to 151.70): 4M0540
 Ion 153.00 (152.70 to 153.70): 4M0540



NAIF

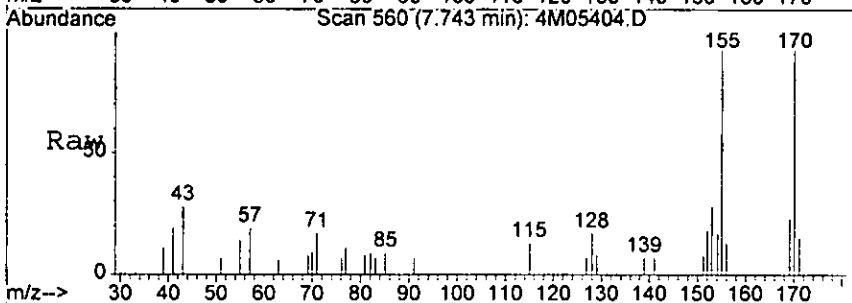


#49
 Acenaphthene
 Concen: 2.16 ng
 RT: 7.74 min Scan# 560
 Delta R.T. 0.18 min
 Lab File: 4M05404.D
 Acq: 5 Aug 2005 15:55

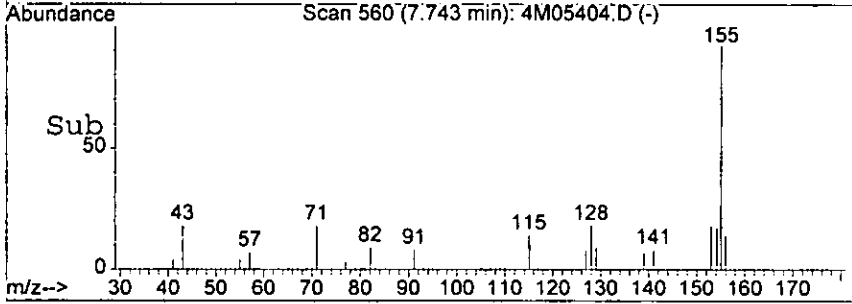
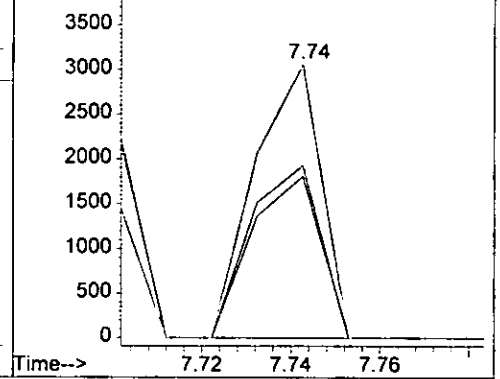
0.05

Tgt Ion: 153 Resp: 3144

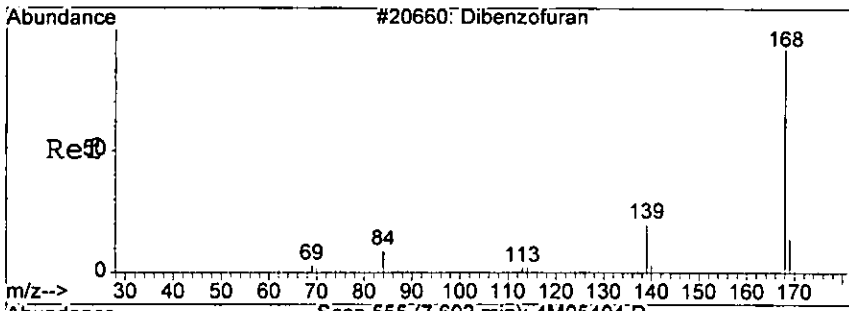
Ion	Ratio	Lower	Upper
153	100		
152	63.2	8.3	88.3
154	59.3	45.1	125.1



Abundance Ion 153.00 (152.70 to 153.70): 4M0540
 Ion 152.00 (151.70 to 152.70): 4M0540
 Ion 154.00 (153.70 to 154.70): 4M0540



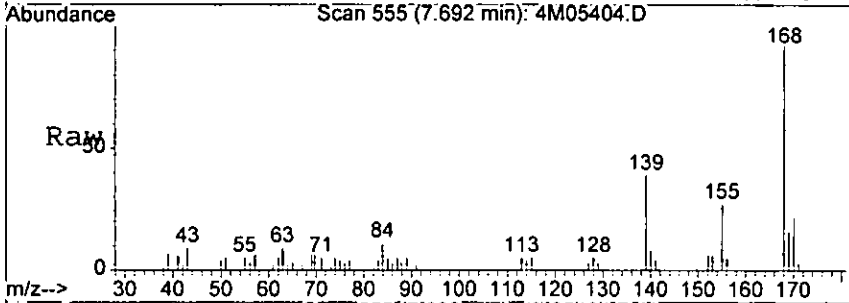
Handwritten signature



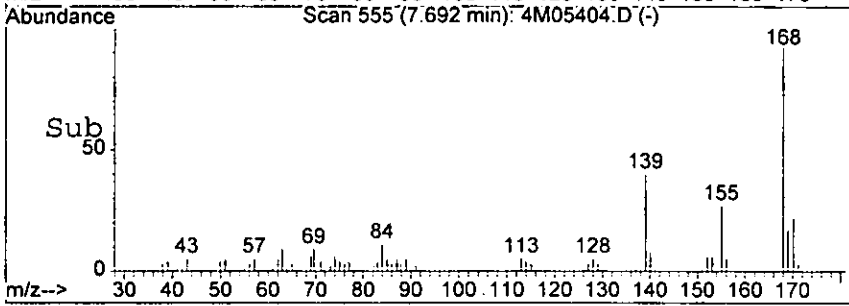
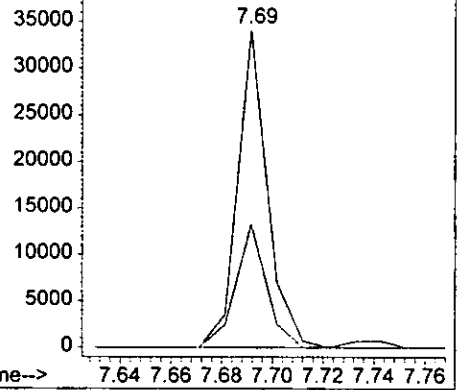
#52
 Dibenzofuran
 Concen: 14.57 ng
 RT: 7.69 min Scan# 555
 Delta R.T. -0.04 min
 Lab File: 4M05404.D
 Acq: 5 Aug 2005 15:55

55

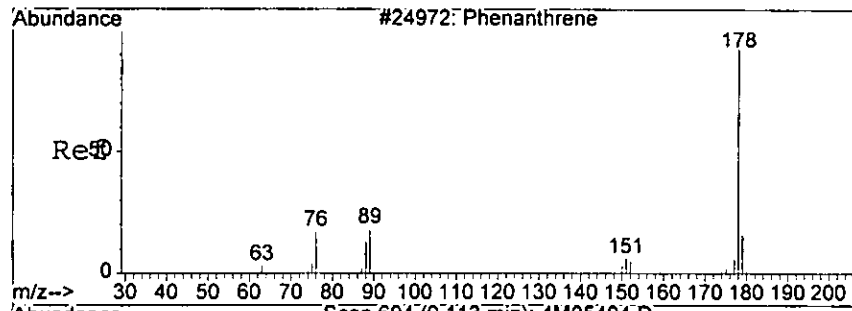
Tgt Ion: 168 Resp: 27910
 Ion Ratio Lower Upper
 168 100
 139 38.9 6.0 66.0



Abundance Ion 168.00 (167.70 to 168.70): 4M0540
 40000 Ion 139.00 (138.70 to 139.70): 4M0540

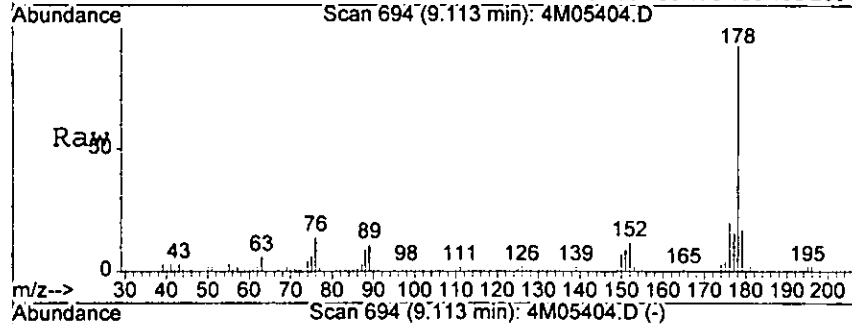


Handwritten signature or initials



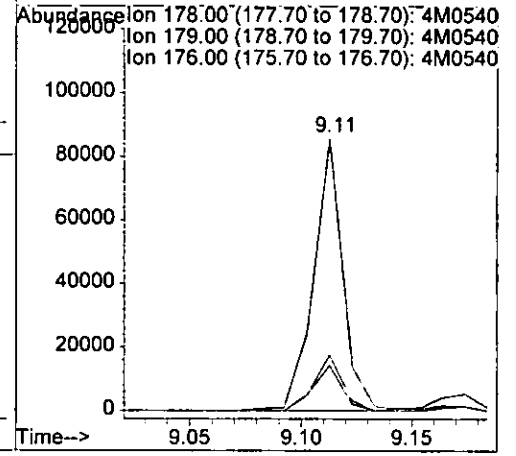
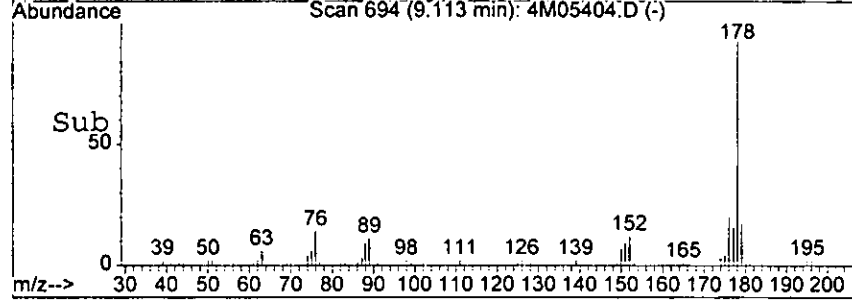
#67
 Phenanthrene
 Concen: 37.59 ng
 RT: 9.11 min Scan# 694
 Delta R.T. -0.04 min
 Lab File: 4M05404.D
 Acq: 5 Aug 2005 15:55

704

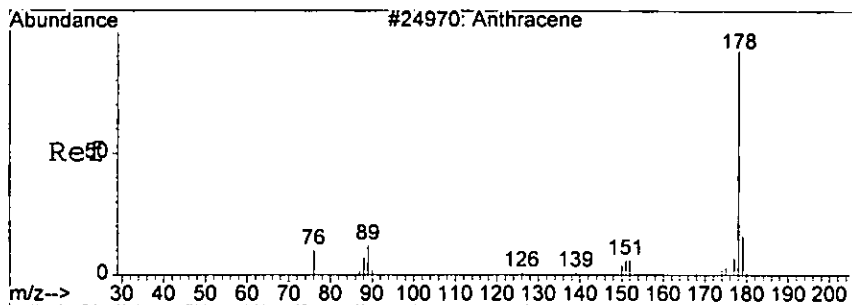


Tgt Ion: 178 Resp: 78369

Ion	Ratio	Lower	Upper
178	100		
179	16.6	0.0	56.6
176	20.2	0.0	60.5

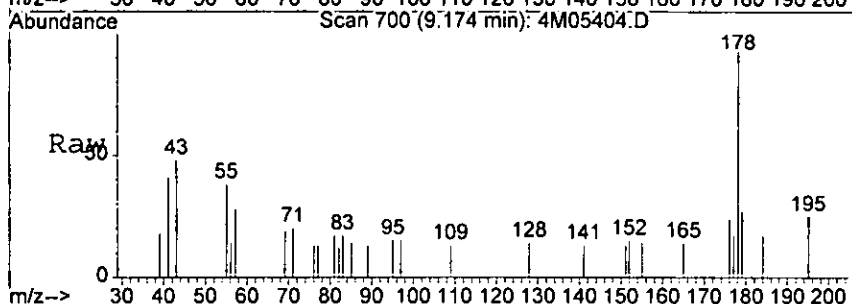


Handwritten signature

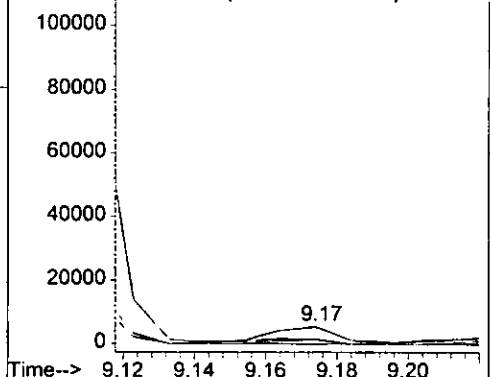
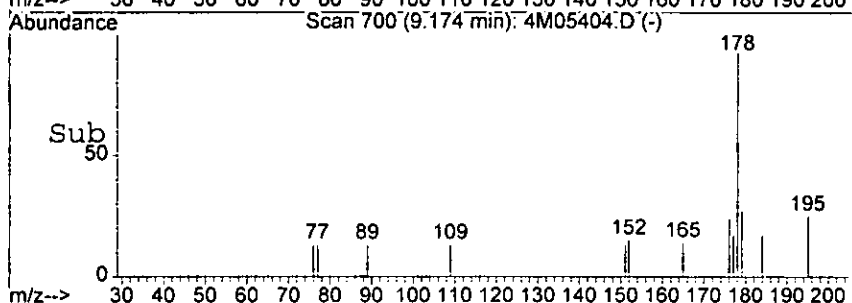


#68
Anthracene
Concen: 3.54 ng
RT: 9.17 min Scan# 700
Delta R.T. -0.04 min
Lab File: 4M05404.D
Acq: 5 Aug 2005 15:55

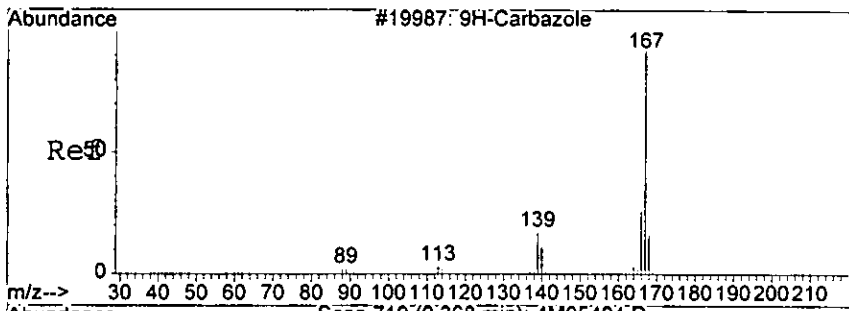
Tgt Ion	Resp	Lower	Upper
178	7493	100	100
179	30.3	0.0	56.6
176	27.3	0.0	60.2



Abundance Ion 178.00 (177.70 to 178.70): 4M0540
Ion 179.00 (178.70 to 179.70): 4M0540
Ion 176.00 (175.70 to 176.70): 4M0540



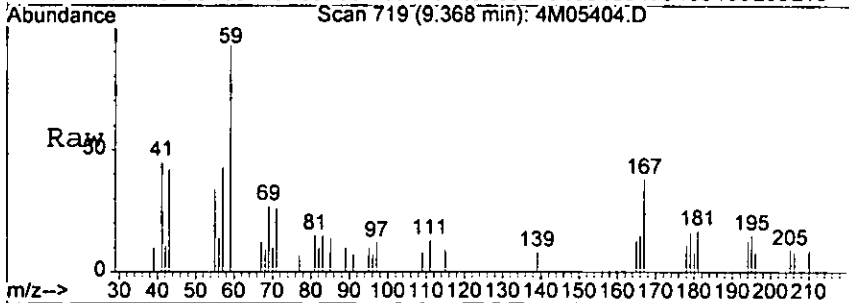
Handwritten signature



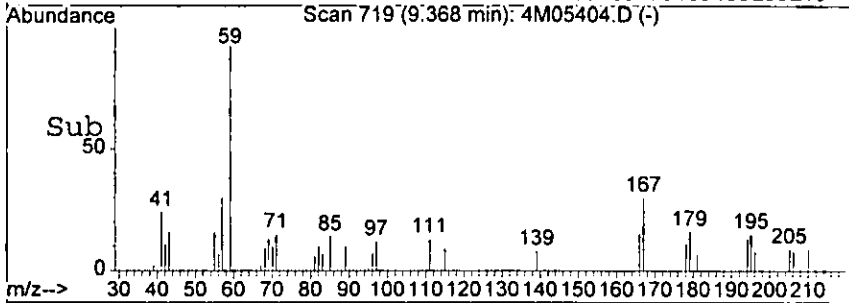
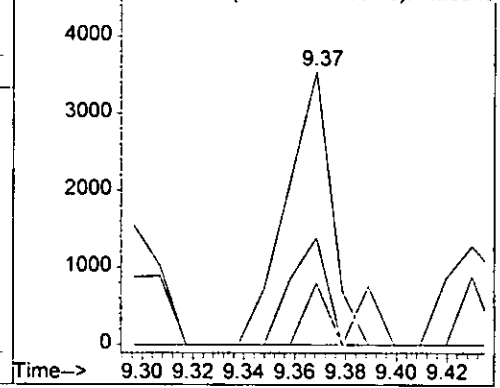
#69
 Carbazole
 Concen: 2.24 ng
 RT: 9.37 min Scan# 719
 Delta R.T. -0.04 min
 Lab File: 4M05404.D
 Acq: 5 Aug 2005 15:55

0.05

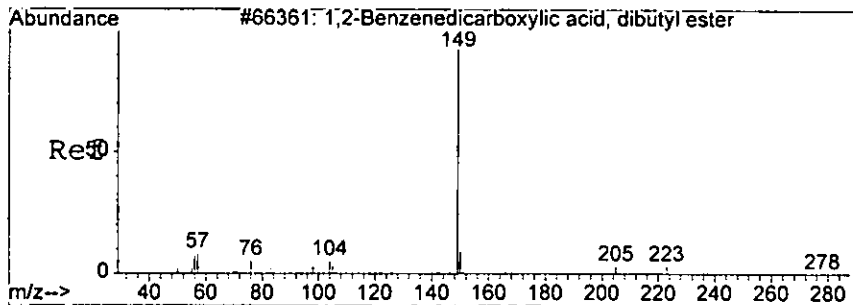
Tgt Ion	Ratio	Lower	Upper
167	100		
166	39.1	4.9	44.9
139	22.4	0.0	33.9



Abundance Ion 167.10 (166.80 to 167.80): 4M0540
 Ion 166.20 (165.90 to 166.90): 4M0540
 Ion 139.05 (138.75 to 139.75): 4M0540

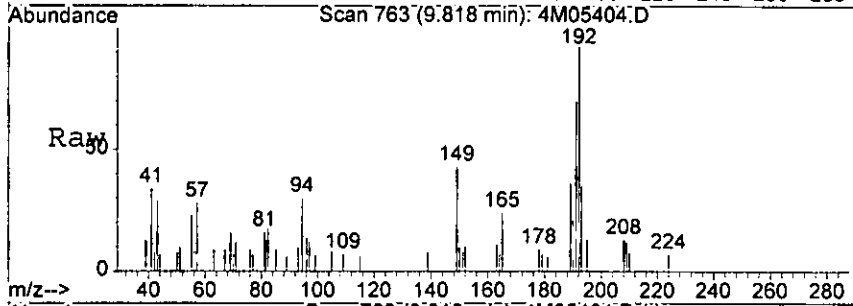


ASW

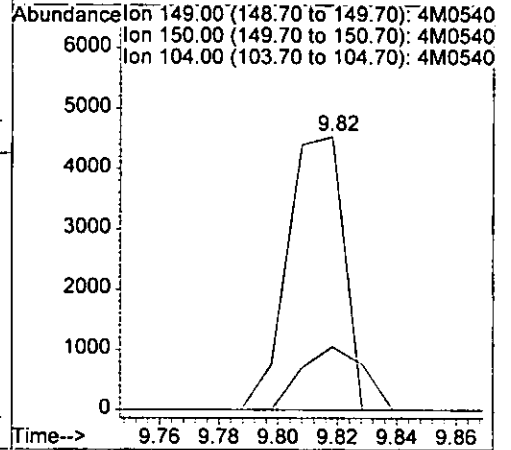
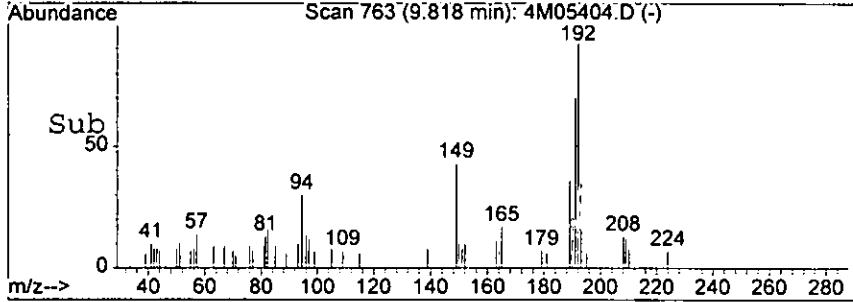


#70
 Di-n-butylphthalate
 Concen: 2.09 ng
 RT: 9.82 min Scan# 763
 Delta R.T. -0.04 min
 Lab File: 4M05404.D
 Acq: 5 Aug 2005 15:55

109

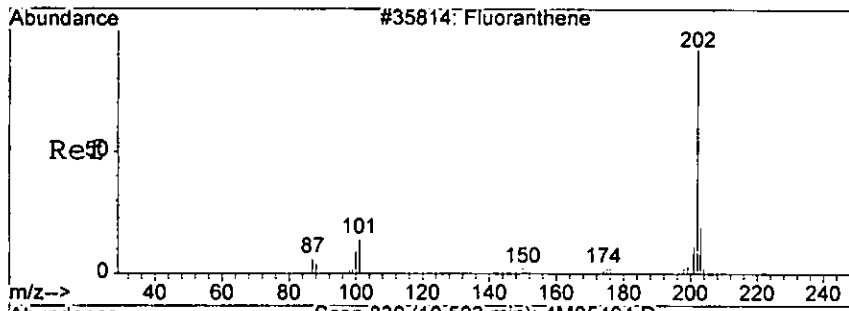


Tgt Ion	Resp	Lower	Upper
149	5947		
150	23.3	0.0	49.8
104	0.0	0.0	44.6

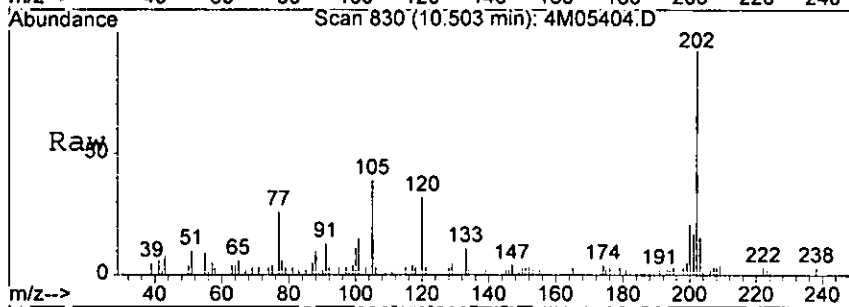


Handwritten signature

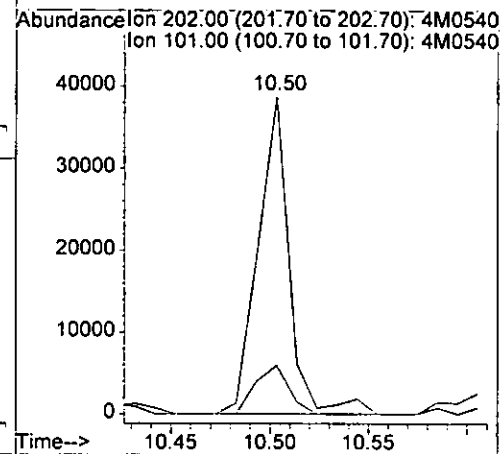
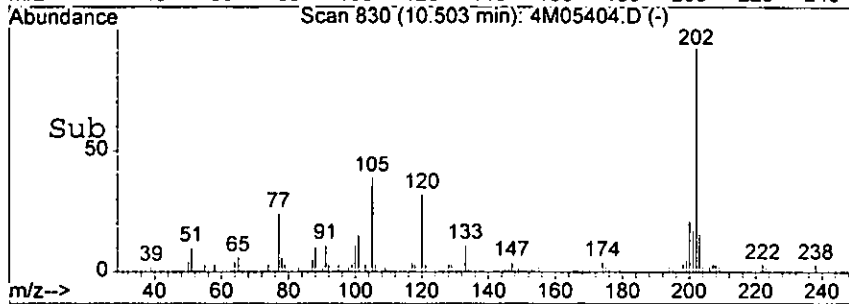
878



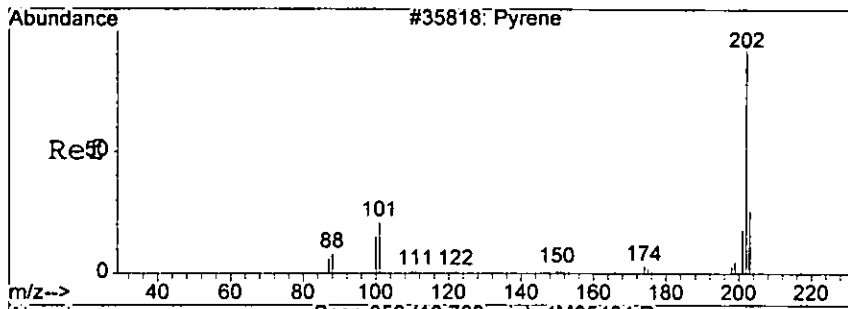
#71
Fluoranthene
Concen: 19.53 ng
RT: 10.50 min Scan# 830
Delta R.T. -0.04 min
Lab File: 4M05404.D
Acq: 5 Aug 2005 15:55



Tgt Ion: 202 Resp: 42356
Ion Ratio Lower Upper
202 100
101 15.3 0.0 58.3



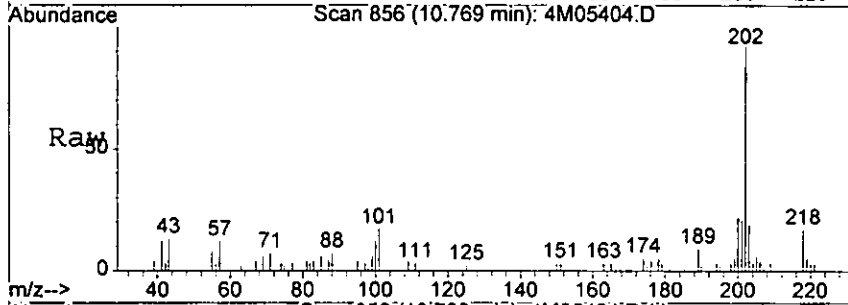
Handwritten signature



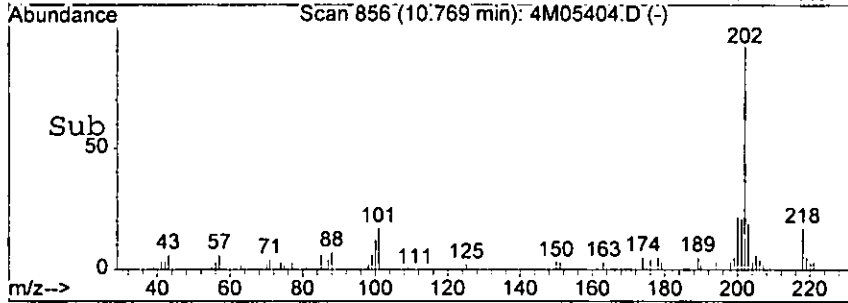
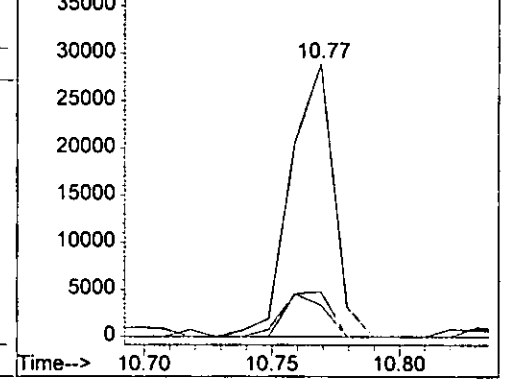
#73
 Pyrene
 Concen: 14.37 ng
 RT: 10.77 min Scan# 856
 Delta R.T. -0.04 min
 Lab File: 4M05404.D
 Acq: 5 Aug 2005 15:55

68

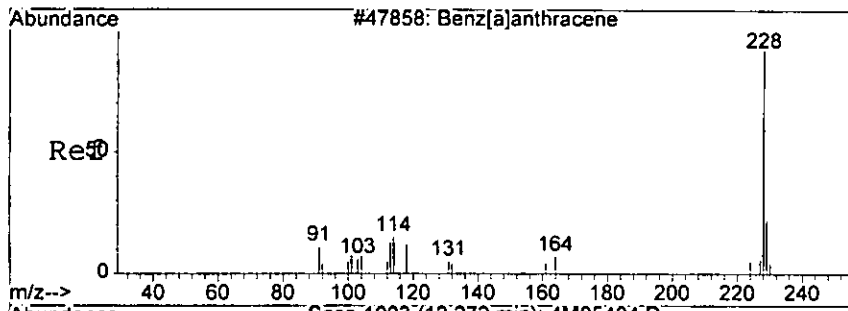
Tgt Ion	Ratio	Resp	Lower	Upper
202	100	33951		
101	16.6		0.0	62.7
100	11.6		0.0	60.5



Abundance Ion 202.00 (201.70 to 202.70): 4M0540
 Ion 101.00 (100.70 to 101.70): 4M0540
 Ion 100.00 (99.70 to 100.70): 4M05404

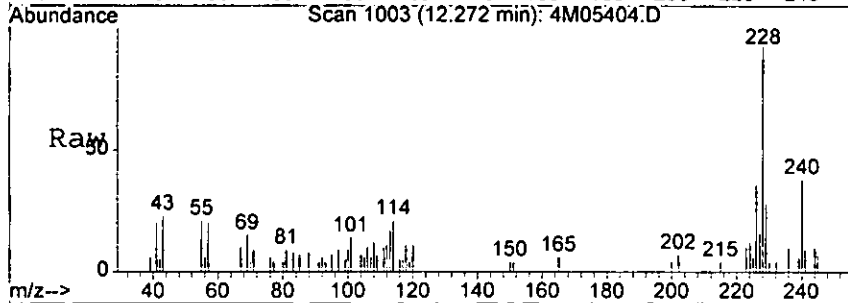


Handwritten signature



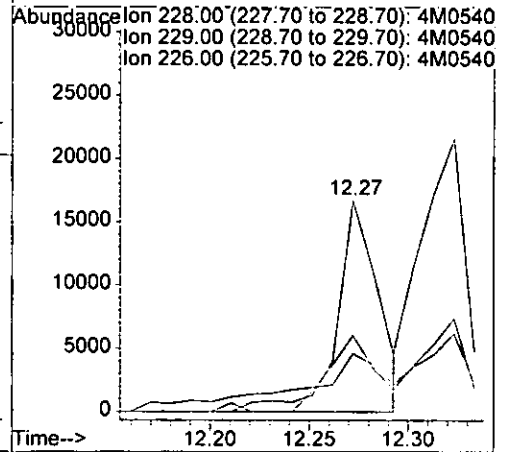
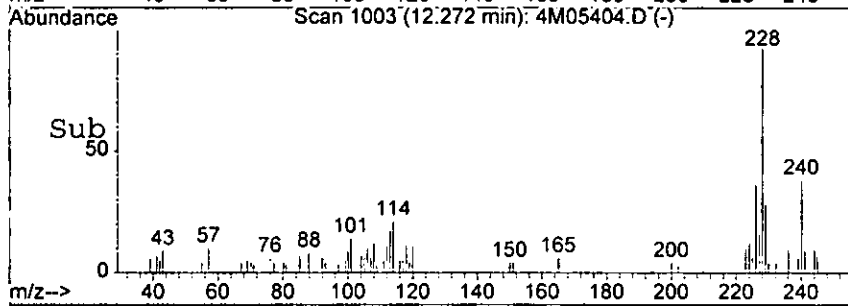
#78
 Benzo[a]anthracene
 Concen: 12.74 ng
 RT: 12.27 min Scan# 1003
 Delta R.T. -0.05 min
 Lab File: 4M05404.D
 Acq: 5 Aug 2005 15:55

0000

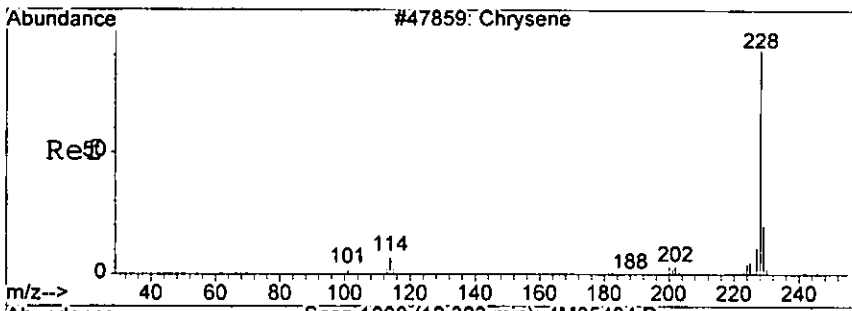


Tgt Ion: 228 Resp: 24562

Ion	Ratio	Lower	Upper
228	100		
229	23.0	0.0	60.5
226	36.2	0.0	69.0

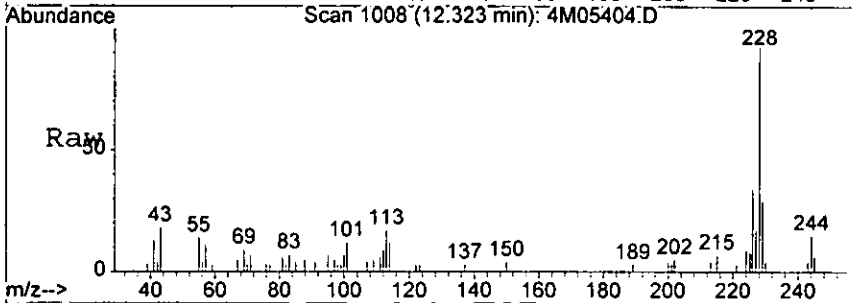


Handwritten signature



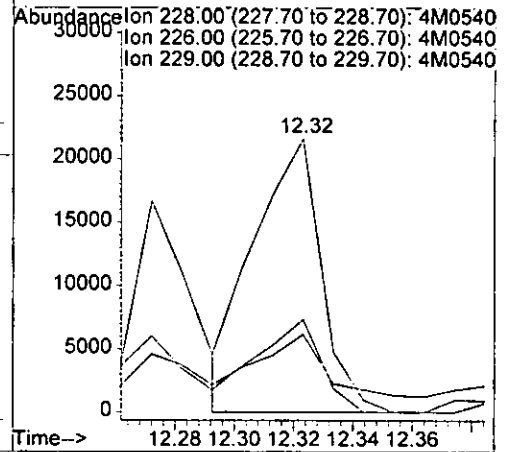
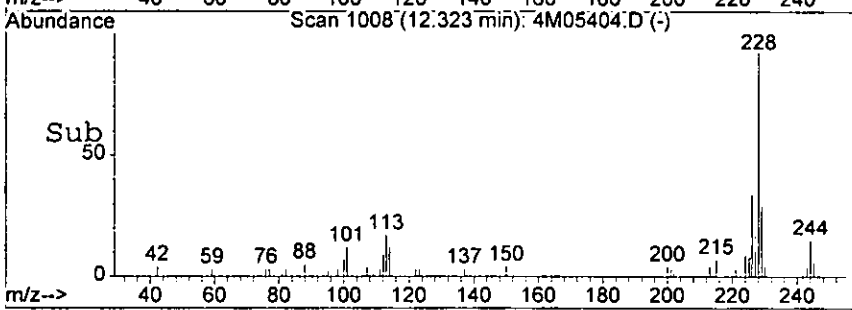
#79
 Chrysene
 Concen: 19.94 ng
 RT: 12.32 min Scan# 1008
 Delta R.T. -0.04 min
 Lab File: 4M05404.D
 Acq: 5 Aug 2005 15:55

1008

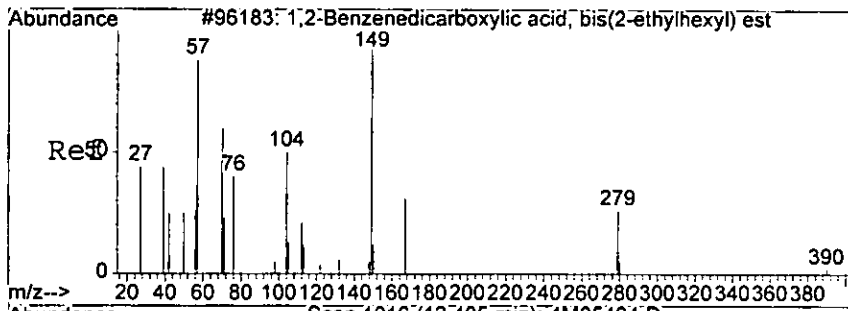


Tgt Ion: 228 Resp: 34336

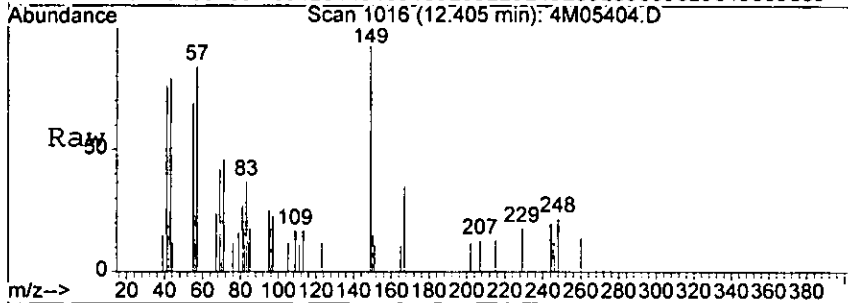
Ion	Ratio	Lower	Upper
228	100		
226	34.1	12.0	52.0
229	22.4	0.0	61.1



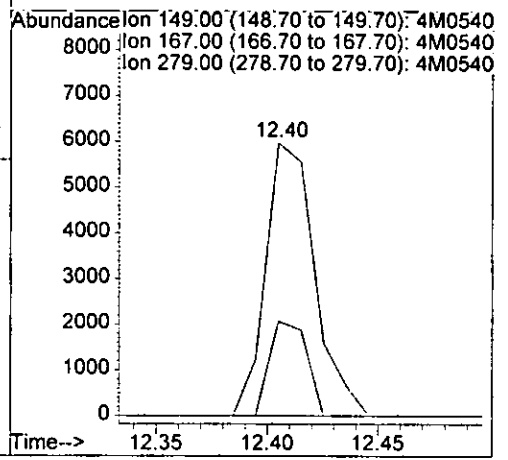
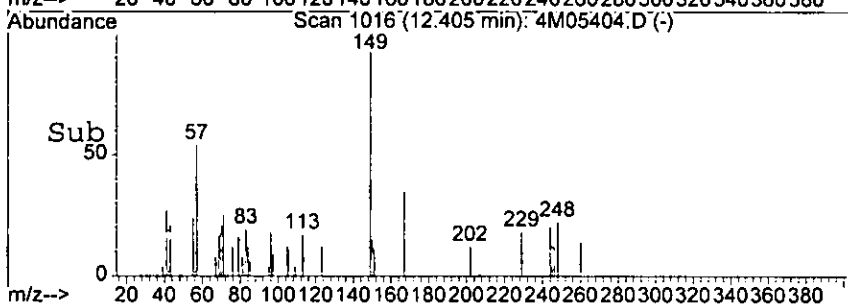
Handwritten signature



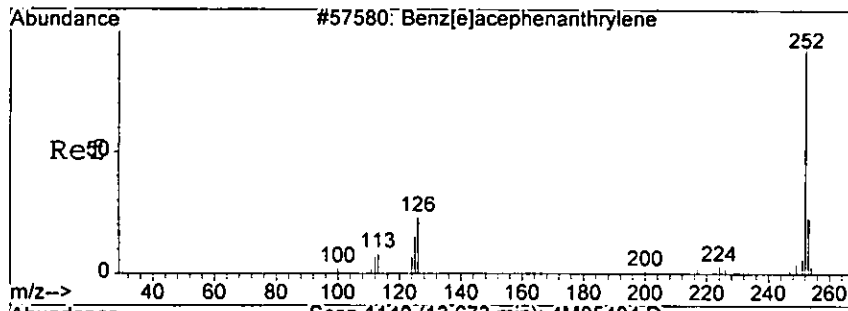
#80
 bis(2-Ethylhexyl)phthalate
 Concen: 6.15 ng
 RT: 12.40 min Scan# 1016
 Delta R.T. -0.05 min
 Lab File: 4M05404.D
 Acq: 5 Aug 2005 15:55



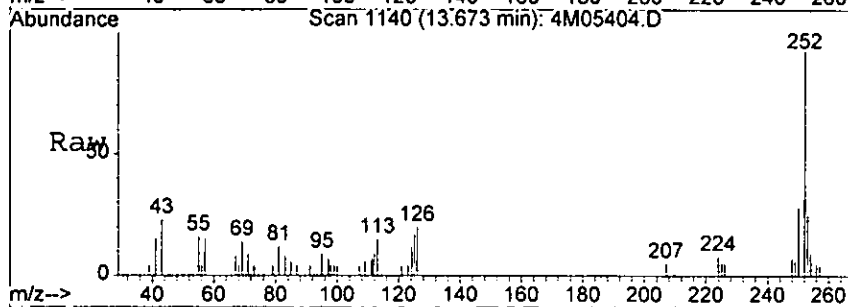
Tgt Ion	Resp	Lower	Upper
149	9217		
149	100		
167	34.6	0.0	53.9
279	0.0	0.0	43.5



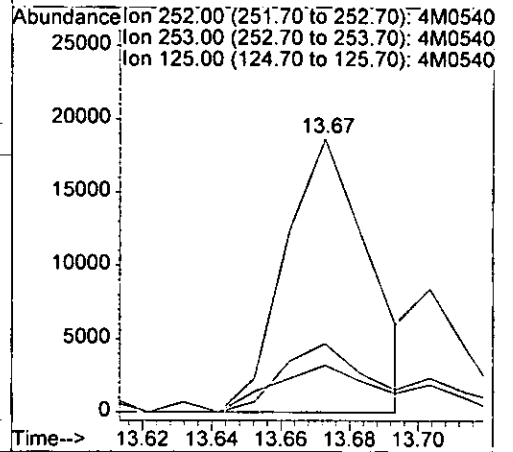
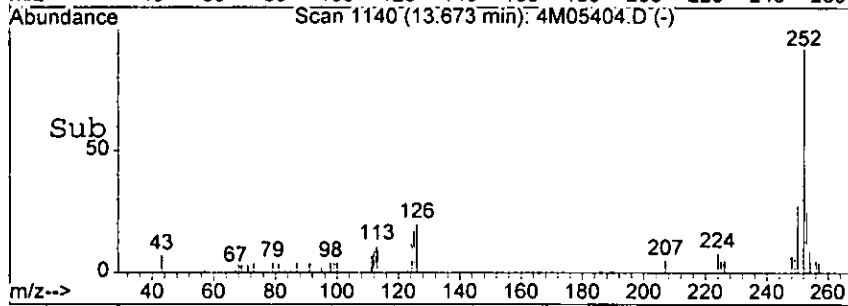
K8115



#83
 Benzo[b]fluoranthene
 Concen: 17.60 ng m
 RT: 13.67 min Scan# 1140
 Delta R.T. -0.04 min
 Lab File: 4M05404.D
 Acq: 5 Aug 2005 15:55

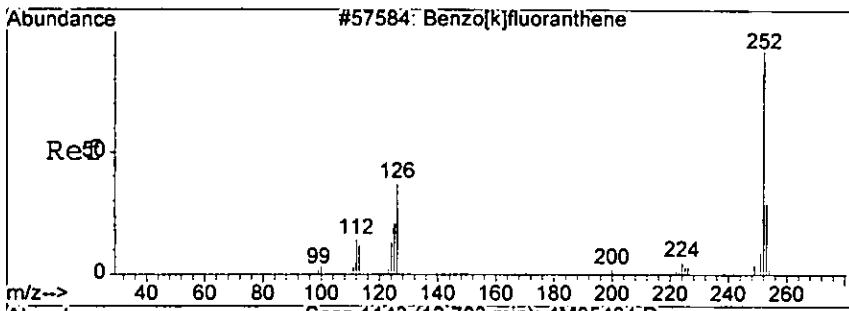


Tgt Ion	252	253	125	Resp	31769	Lower	Upper
Ion Ratio	100	25.1	17.3			0.0	63.3
						0.0	57.6

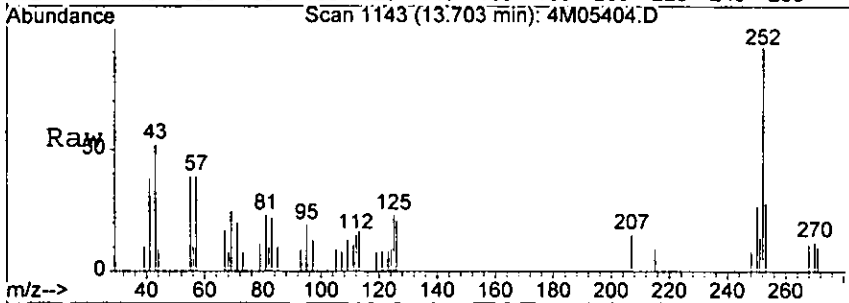


Handwritten signature/initials

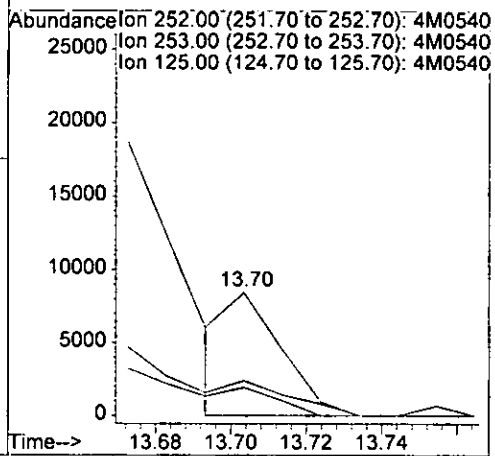
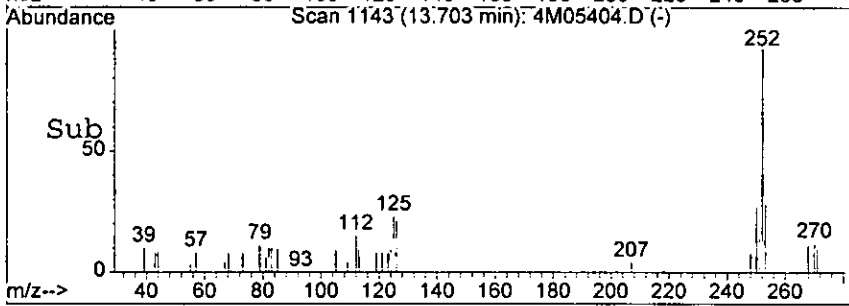
584



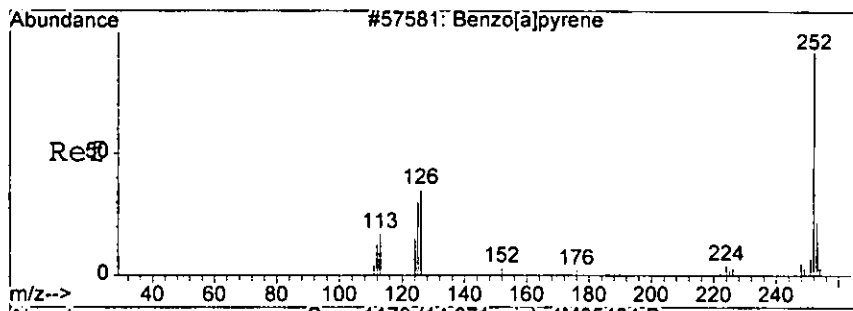
#84
Benzo[k]fluoranthene
Concen: 5.44 ng m
RT: 13.70 min Scan# 1143
Delta R.T. -0.04 min
Lab File: 4M05404.D
Acq: 5 Aug 2005 15:55



Tgt Ion	Resp	Lower	Upper
252	100		
253	28.1	0.0	63.5
125	22.7	0.0	53.8

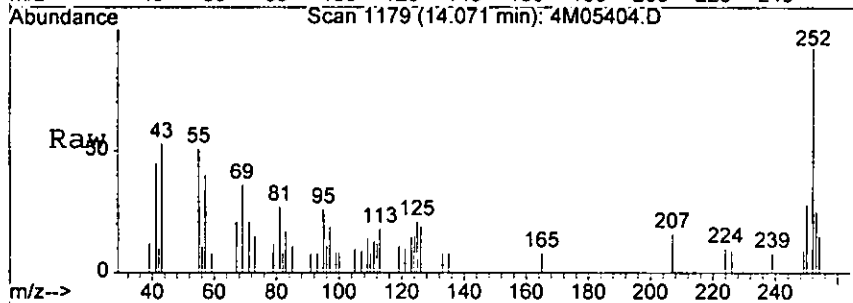


Handwritten signature

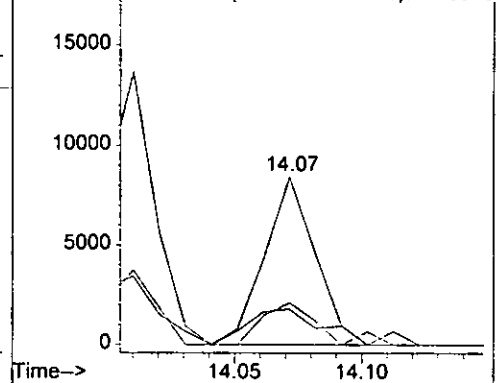
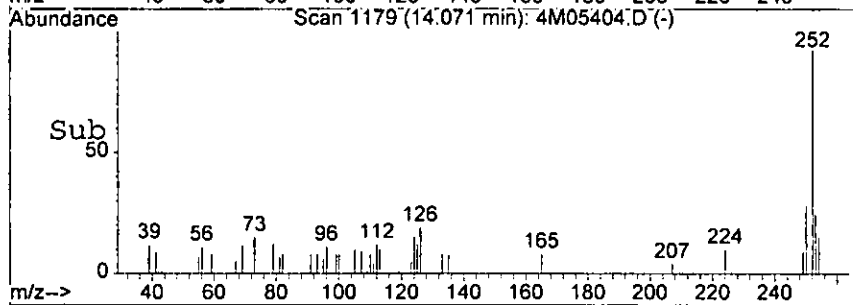


#85
 Benzo[a]pyrene
 Concen: 7.88 ng
 RT: 14.07 min Scan# 1179
 Delta R.T. -0.04 min
 Lab File: 4M05404.D
 Acq: 5 Aug 2005 15:55

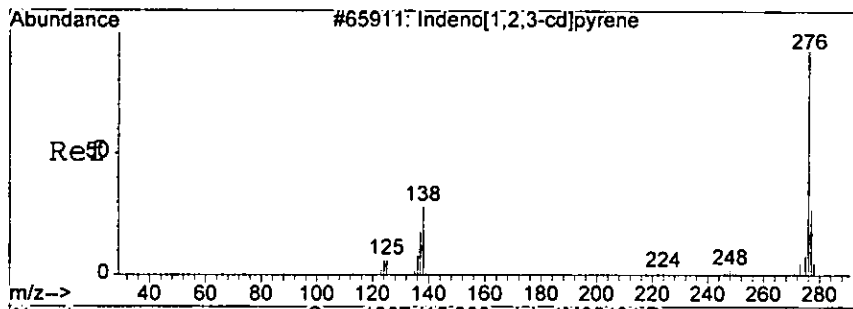
Tgt Ion	Resp	Lower	Upper
252	11696		
253	25.0	0.0	62.9
125	21.3	0.0	57.6



Abundance Ion 252.00 (251.70 to 252.70): 4M0540
 Ion 253.00 (252.70 to 253.70): 4M0540
 Ion 125.00 (124.70 to 125.70): 4M0540



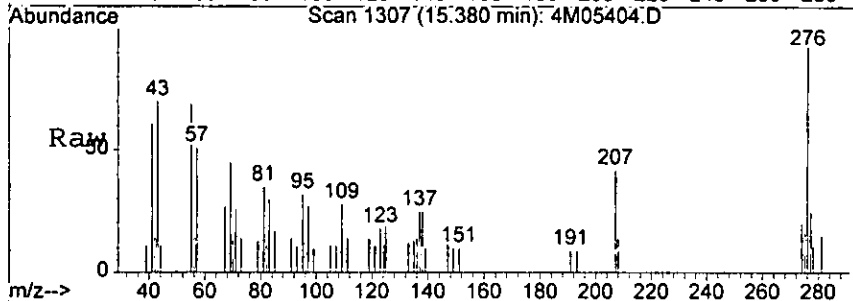
Handwritten signature or initials



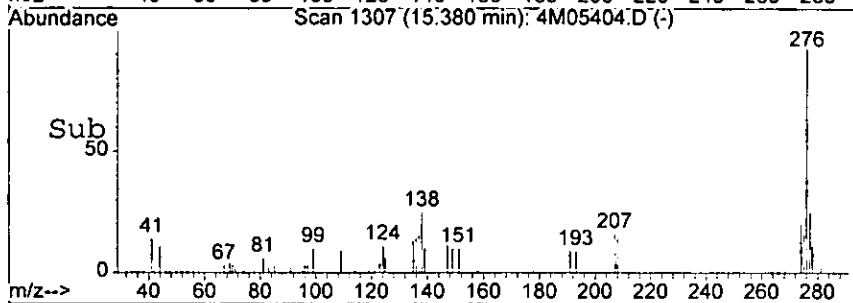
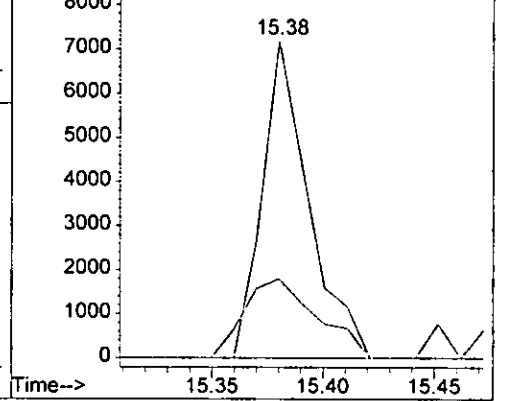
#86
 Indeno[1,2,3-cd]pyrene
 Concen: 7.76 ng
 RT: 15.38 min Scan# 1307
 Delta R.T. -0.04 min
 Lab File: 4M05404.D
 Acq: 5 Aug 2005 15:55

585

Tgt Ion	Resp	Lower	Upper
276	10445	100	
138	25.0	0.0	73.4

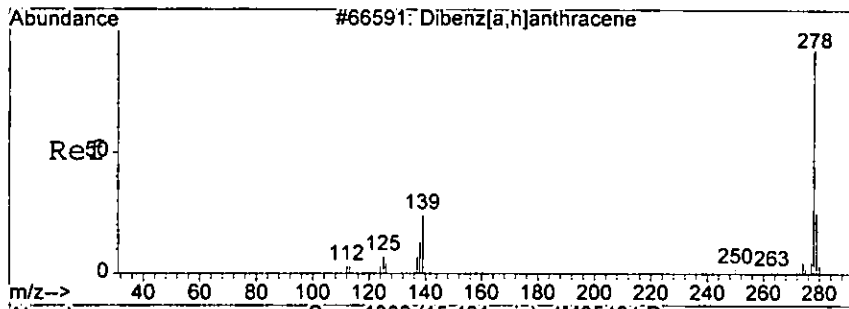


Abundance Ion 276.00 (275.70 to 276.70): 4M0540
 Ion 138.00 (137.70 to 138.70): 4M0540



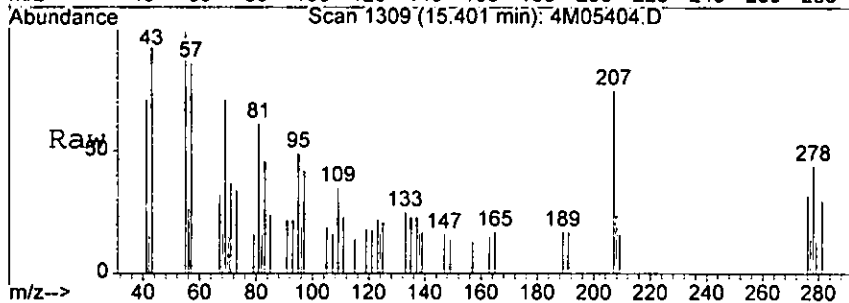
ADW

1500

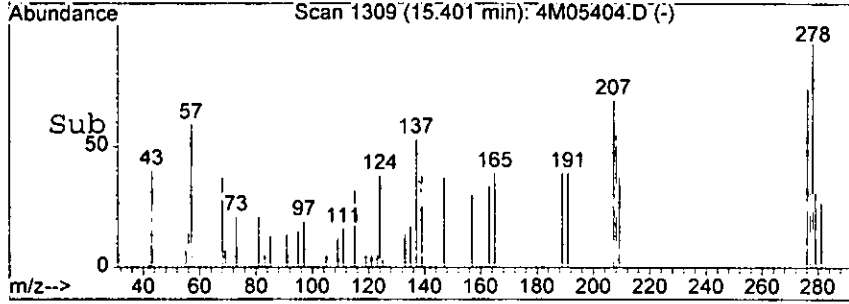
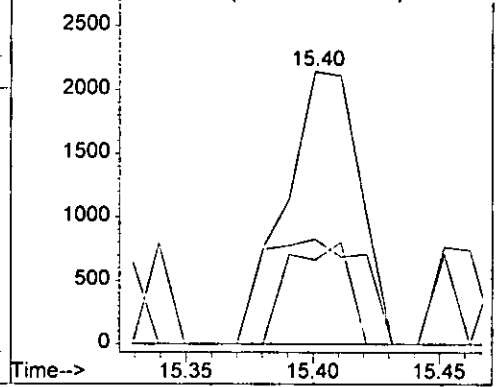


#87
 Dibenzo[a,h]anthracene
 Concen: 3.99 ng
 RT: 15.40 min Scan# 1309
 Delta R.T. -0.05 min
 Lab File: 4M05404.D
 Acq: 5 Aug 2005 15:55

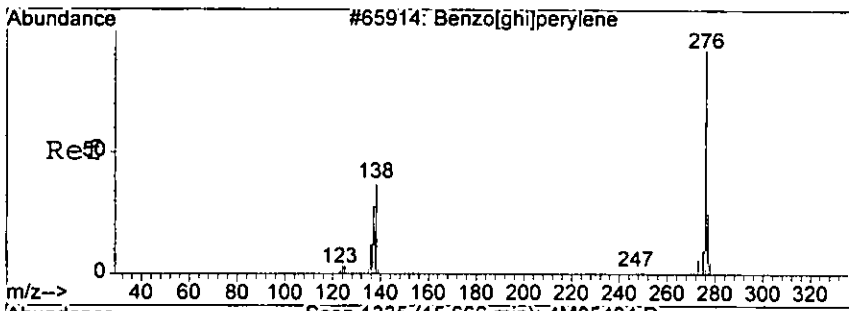
Tgt Ion	Ratio	Lower	Upper
278	100		
139	38.5	0.0	63.8
279	30.9	0.0	64.0



Abundance
 Ion 278.00 (277.70 to 278.70): 4M0540
 Ion 139.00 (138.70 to 139.70): 4M0540
 Ion 279.00 (278.70 to 279.70): 4M0540

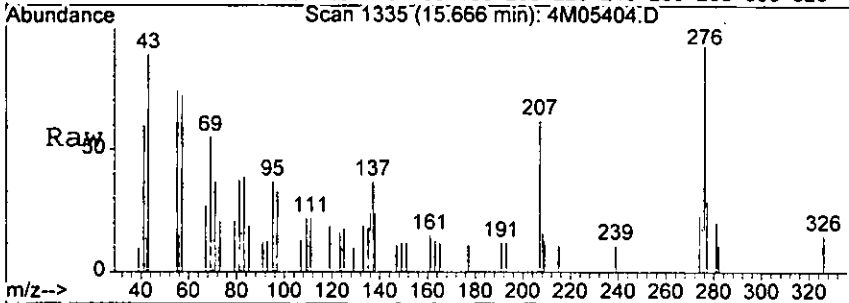


Handwritten signature or initials

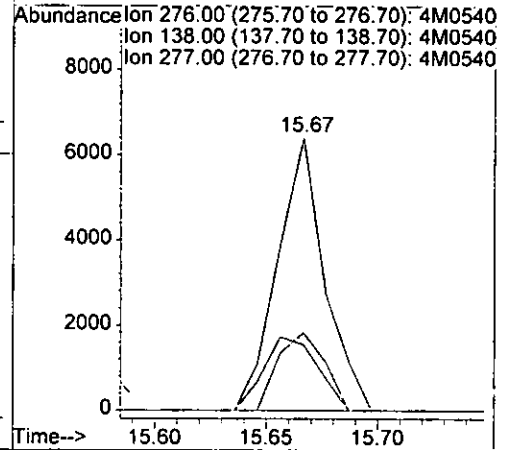
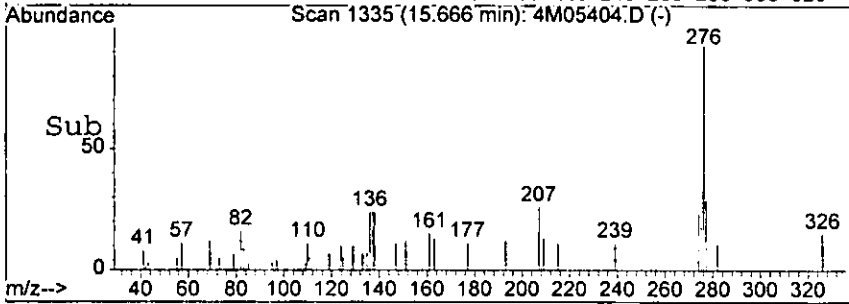


#88
 Benzo[g,h,i]perylene
 Concen: 8.71 ng
 RT: 15.67 min Scan# 1335
 Delta R.T. -0.04 min
 Lab File: 4M05404.D
 Acq: 5 Aug 2005 15:55

0015



Tgt Ion	Resp	Lower	Upper
276	9358	100	
138	24.1	0.0	74.1
277	28.5	0.0	65.0



dmr

Form1

ORGANICS SEMIVOLATILE REPORT

Sample Number: AC18807-005
 Client Id: PCSB-46(4.0)
 Data File: 5M09799.D
 Analysis Date: 08/05/05 14:02
 Date Rec/Extracted: 07/28/05-08/04/05

Matrix: Soil
 Initial Vol: 30g
 Final Vol: 1ml
 Dilution: 1
 Solids: 89

Units: mg/Kg

Cas #	Compound	RL	Conc	Cas #	Compound	RL	Conc
120-82-1	1,2,4-Trichlorobenzene	0.0065	U	205-99-2	Benzo[b]fluoranthene	0.010	U
95-50-1	1,2-Dichlorobenzene	0.015	U	191-24-2	Benzo[g,h,i]perylene	0.0054	U
122-66-7	1,2-Diphenylhydrazine	0.012	U	207-08-9	Benzo[k]fluoranthene	0.013	U
541-73-1	1,3-Dichlorobenzene	0.011	U	111-91-1	bis(2-Chloroethoxy)methan	0.0087	U
106-46-7	1,4-Dichlorobenzene	0.0066	U	111-44-4	bis(2-Chloroethyl)ether	0.017	U
95-95-4	2,4,5-Trichlorophenol	0.058	U	108-60-1	bis(2-chloroisopropyl)ether	0.0078	U
88-06-2	2,4,6-Trichlorophenol	0.028	U	117-81-7	bis(2-Ethylhexyl)phthalat	0.024	0.049
120-83-2	2,4-Dichlorophenol	0.050	U	85-68-7	Butylbenzylphthalate	0.010	U
105-67-9	2,4-Dimethylphenol	0.032	U	86-74-8	Carbazole	0.0072	U
51-28-5	2,4-Dinitrophenol	0.069	U	218-01-9	Chrysene	0.011	U
121-14-2	2,4-Dinitrotoluene	0.013	U	84-74-2	Di-n-butylphthalate	0.0076	U
606-20-2	2,6-Dinitrotoluene	0.017	U	117-84-0	Di-n-octylphthalate	0.013	U
91-58-7	2-Chloronaphthalene	0.0043	U	53-70-3	Dibenzo[a,h]anthracene	0.0069	U
95-57-8	2-Chlorophenol	0.069	U	132-64-9	Dibenzofuran	0.048	U
91-57-6	2-Methylnaphthalene	0.064	U	84-66-2	Diethylphthalate	0.0088	U
95-48-7	2-Methylphenol	0.14	U	131-11-3	Dimethylphthalate	0.0065	U
88-74-4	2-Nitroaniline	0.049	U	206-44-0	Fluoranthene	0.0062	U
88-75-5	2-Nitrophenol	0.046	U	86-73-7	Fluorene	0.0090	U
106-44-5	3&4-Methylphenol	0.14	U	118-74-1	Hexachlorobenzene	0.015	U
91-94-1	3,3'-Dichlorobenzidine	0.066	U	87-68-3	Hexachlorobutadiene	0.0092	U
99-09-2	3-Nitroaniline	0.094	U	77-47-4	Hexachlorocyclopentadiene	0.10	U
534-52-1	4,6-Dinitro-2-methylphenol	0.071	U	67-72-1	Hexachloroethane	0.013	U
101-55-3	4-Bromophenyl-phenylether	0.015	U	193-39-5	Indeno[1,2,3-cd]pyrene	0.0064	U
59-50-7	4-Chloro-3-methylphenol	0.075	U	78-59-1	Isophorone	0.20	U
106-47-8	4-Chloroaniline	0.25	U	621-64-7	N-Nitroso-di-n-propylamine	0.012	U
7005-72-3	4-Chlorophenyl-phenylether	0.011	U	62-75-9	N-Nitrosodimethylamine	0.42	U
100-01-6	4-Nitroaniline	0.056	U	86-30-6	n-Nitrosodiphenylamine	0.010	U
100-02-7	4-Nitrophenol	0.053	U	91-20-3	Naphthalene	0.0036	U
83-32-9	Acenaphthene	0.0062	U	98-95-3	Nitrobenzene	0.011	U
208-96-8	Acenaphthylene	0.0057	U	87-86-5	Pentachlorophenol	0.036	U
120-12-7	Anthracene	0.0074	U	85-01-8	Phenanthrene	0.0083	U
92-87-5	Benzidine	0.39	U	108-95-2	Phenol	0.062	U
56-55-3	Benzo[a]anthracene	0.0052	U	129-00-0	Pyrene	0.0086	U
50-32-8	Benzo[a]pyrene	0.0062	U				

Worksheet #: 18122

Total Target Concentration 0.049

U - Indicates the compound was analyzed but not detected.
 B - Indicates the analyte was found in the blank as well as in the sample.
 E - Indicates the analyte concentration exceeds the calibration range of the instrument.

R - Retention Time Out
 J - Indicates an estimated value when a compound is detected at less than the specified detection limit.

Data File : G:\GcMsData\2005\Gcms_5\Data\08-05-05\5M09799.D Vial: 22
 Acq On : 5 Aug 2005 14:02 Operator: AHD
 Sample : AC18807-005 Inst : GCMS_5
 Misc : S,BNA Multiplr: 1.00
 MS Integration Params: RTEINT.P
 Quant Time: Aug 11 11:39 2005 Quant Results File: 5M_0722.RES

Quant Method : G:\GCMSDATA\2005\GCMS_5\METHODS\5M_0722.M (RTE Integrator)
 Title : @GCMS_5,mg,625,8270
 Last Update : Fri Jul 22 11:58:10 2005
 Response via : Initial Calibration
 DataAcq Meth : 5M_RUN5

Internal Standards	R.T.	QIon	Response	Conc	Units	Dev(Min)
1) 1,4-Dichlorobenzene-d4	5.10	152	15452	40.00	ng	-0.15
20) Naphthalene-d8	6.14	136	58858	40.00	ng	-0.14
36) Acenaphthene-d10	7.47	164	34834	40.00	ng	-0.16
61) Phenanthrene-d10	8.84	188	60272	40.00	ng	-0.19
77) Chrysene-d12	11.82	240	47115	40.00	ng	-0.22
88) Perylene-d12	13.40	264	35503	40.00	ng	-0.22
System Monitoring Compounds						
4) 2-Fluorophenol	3.78	112	81732	157.04	ng	-0.19
Spiked Amount	200.000		Recovery	=	78.52%	
8) Phenol-d5	4.80	99	114649	150.65	ng	-0.15
Spiked Amount	200.000		Recovery	=	75.33%	
21) Nitrobenzene-d5	5.58	128	21147	82.06	ng	-0.14
Spiked Amount	100.000		Recovery	=	82.06%	
41) 2-Fluorobiphenyl	6.95	172	92032	84.52	ng	-0.14
Spiked Amount	100.000		Recovery	=	84.52%	
64) 2,4,6-Tribromophenol	8.16	330	21978	170.38	ng	-0.18
Spiked Amount	200.000		Recovery	=	85.19%	
80) Terphenyl-d14	10.62	244	98368	88.38	ng	-0.19
Spiked Amount	100.000		Recovery	=	88.38%	
Target Compounds						Qvalue
87) bis(2-Ethylhexyl)phthalate	11.94	149	1495	1.30	ng	98


Handwritten signature

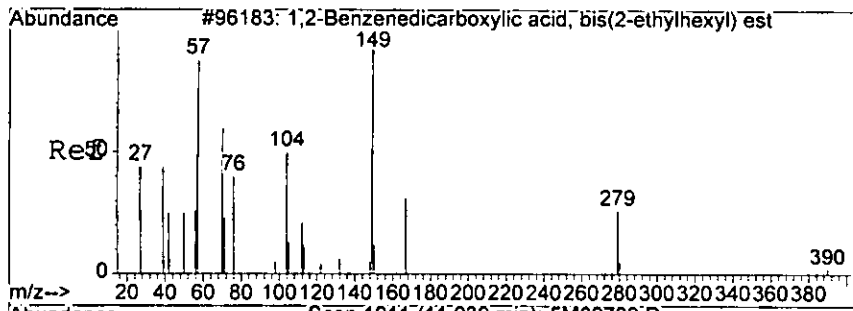
Quantitation Report

Data File : G:\GcMsData\2005\Gcms_5\Data\08-05-05\5M09799.D Vial: 22
Acq On : 5 Aug 2005 14:02 Operator: AHD
Sample : AC18807-005 Inst : GCMS_5
Misc : S,BNA Multiplr: 1.00
MS Integration Params: RTEINT.P
Quant Time: Aug 11 11:39 2005

Quant Results File: 5M_0722.RES

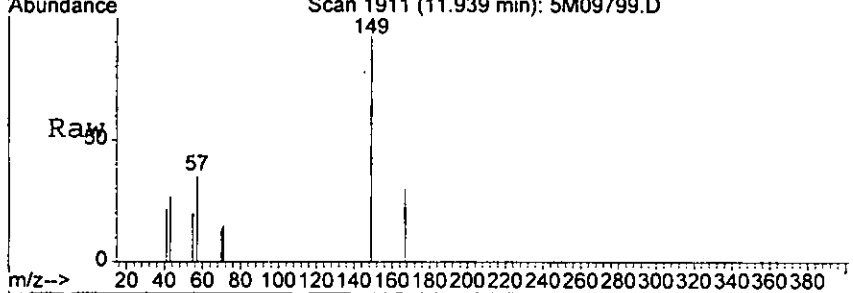
Method : G:\GCMSDATA\2005\GCMS_5\METHODS\5M_0722.M (RTE Integrator)
Title : @GCMS_5,mg,625,8270
Last Update : Fri Jul 22 11:19:45 2005
Response via : Initial Calibration



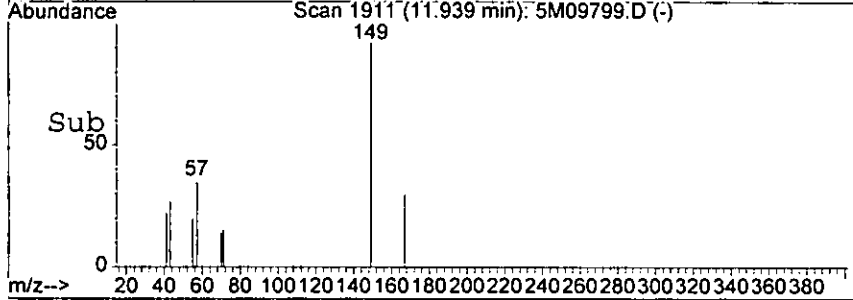
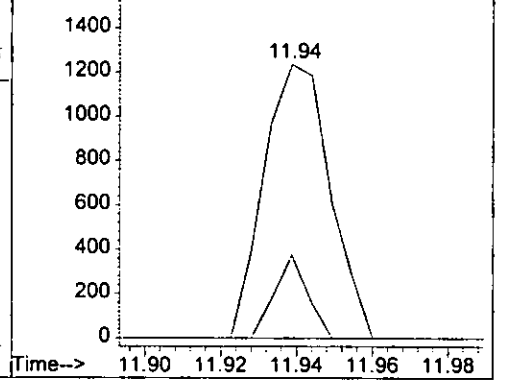


#87
 bis(2-Ethylhexyl)phthalate
 Concen: 1.30 ng
 RT: 11.94 min Scan# 1911
 Delta R.T. -0.19 min
 Lab File: 5M09799.D
 Acq: 5 Aug 2005 14:02

Tgt Ion	149	167	279	Resp:	1495
Ion Ratio	100	30.3	0.0	Lower	Upper
		2.4	0.0	58.4	44.1



Abundance Ion 149.00 (148.70 to 149.70): 5M0979
 Ion 167.00 (166.70 to 167.70): 5M0979
 Ion 279.00 (278.70 to 279.70): 5M0979



ASW

Form1

ORGANICS SEMIVOLATILE REPORT

Sample Number: AC18807-006
 Client Id: PCSB-46(13.0
 Data File: 5M09800.D
 Analysis Date: 08/05/05 14:24
 Date Rec/Extracted: 07/28/05-08/04/05

Matrix: Soil
 Initial Vol: 30g
 Final Vol: 1ml
 Dilution: 1
 Solids: 59

Units: mg/Kg

Cas #	Compound	RL	Conc	Cas #	Compound	RL	Conc
120-82-1	1,2,4-Trichlorobenzene	0.0099	U	205-99-2	Benzo[b]fluoranthene	0.016	U
95-50-1	1,2-Dichlorobenzene	0.023	U	191-24-2	Benzo[g,h,i]perylene	0.0081	U
122-66-7	1,2-Diphenylhydrazine	0.019	U	207-08-9	Benzo[k]fluoranthene	0.020	U
541-73-1	1,3-Dichlorobenzene	0.016	U	111-91-1	bis(2-Chloroethoxy)methan	0.013	U
106-46-7	1,4-Dichlorobenzene	0.0099	U	111-44-4	bis(2-Chloroethyl)ether	0.025	U
95-95-4	2,4,5-Trichlorophenol	0.088	U	108-60-1	bis(2-chloroisopropyl)ether	0.012	U
88-06-2	2,4,6-Trichlorophenol	0.043	U	117-81-7	bis(2-Ethylhexyl)phthalate	0.036	U
120-83-2	2,4-Dichlorophenol	0.075	U	85-68-7	Butylbenzylphthalate	0.015	U
105-67-9	2,4-Dimethylphenol	0.048	U	86-74-8	Carbazole	0.011	U
51-28-5	2,4-Dinitrophenol	0.10	U	218-01-9	Chrysene	0.016	U
121-14-2	2,4-Dinitrotoluene	0.020	U	84-74-2	Di-n-butylphthalate	0.011	U
606-20-2	2,6-Dinitrotoluene	0.025	U	117-84-0	Di-n-octylphthalate	0.019	U
91-58-7	2-Chloronaphthalene	0.0064	U	53-70-3	Dibenzo[a,h]anthracene	0.010	U
95-57-8	2-Chlorophenol	0.10	U	132-64-9	Dibenzofuran	0.073	U
91-57-6	2-Methylnaphthalene	0.097	U	84-66-2	Diethylphthalate	0.013	U
95-48-7	2-Methylphenol	0.21	U	131-11-3	Dimethylphthalate	0.0097	U
88-74-4	2-Nitroaniline	0.073	U	206-44-0	Fluoranthene	0.0093	U
88-75-5	2-Nitrophenol	0.070	U	86-73-7	Fluorene	0.014	U
106-44-5	3&4-Methylphenol	0.21	U	118-74-1	Hexachlorobenzene	0.023	U
91-94-1	3,3'-Dichlorobenzidine	0.099	U	87-68-3	Hexachlorobutadiene	0.014	U
99-09-2	3-Nitroaniline	0.14	U	77-47-4	Hexachlorocyclopentadiene	0.15	U
534-52-1	4,6-Dinitro-2-methylphenol	0.11	U	67-72-1	Hexachloroethane	0.020	U
101-55-3	4-Bromophenyl-phenylether	0.023	U	193-39-5	Indeno[1,2,3-cd]pyrene	0.0096	U
59-50-7	4-Chloro-3-methylphenol	0.11	U	78-59-1	Isophorone	0.30	U
106-47-8	4-Chloroaniline	0.38	U	621-64-7	N-Nitroso-di-n-propylamine	0.018	U
7005-72-3	4-Chlorophenyl-phenylether	0.016	U	62-75-9	N-Nitrosodimethylamine	0.63	U
100-01-6	4-Nitroaniline	0.084	U	86-30-6	n-Nitrosodiphenylamine	0.015	U
100-02-7	4-Nitrophenol	0.080	U	91-20-3	Naphthalene	0.0055	U
83-32-9	Acenaphthene	0.0093	U	98-95-3	Nitrobenzene	0.016	U
208-96-8	Acenaphthylene	0.0085	U	87-86-5	Pentachlorophenol	0.055	U
120-12-7	Anthracene	0.011	U	85-01-8	Phenanthrene	0.013	U
92-87-5	Benzidine	0.58	U	108-95-2	Phenol	0.093	U
56-55-3	Benzo[a]anthracene	0.0079	U	129-00-0	Pyrene	0.013	U
50-32-8	Benzo[a]pyrene	0.0094	U				

Worksheet #: 18122

Total Target Concentration 0

U - Indicates the compound was analyzed but not detected.
 B - Indicates the analyte was found in the blank as well as in the sample.
 E - Indicates the analyte concentration exceeds the calibration range of the instrument.

R - Retention Time Out
 J - Indicates an estimated value when a compound is detected at less than the specified detection limit.

Data File : G:\GcMsData\2005\Gcms_5\Data\08-05-05\5M09800.D Vial: 23
 Acq On : 5 Aug 2005 14:24 Operator: AHD
 Sample : AC18807-006 Inst : GCMS_5
 Misc : S,BNA Multiplr: 1.00
 MS Integration Params: RTEINT.P
 Quant Time: Aug 11 11:40 2005

Quant Results File: 5M_0722.RES

Quant Method : G:\GCMSDATA\2005\GCMS_5\METHODS\5M_0722.M (RTE Integrator)
 Title : @GCMS_5,mg,625,8270
 Last Update : Fri Jul 22 11:58:10 2005
 Response via : Initial Calibration
 DataAcq Meth : 5M_RUN5

Internal Standards	R.T.	QIon	Response	Conc	Units	Dev (Min)
1) 1,4-Dichlorobenzene-d4	5.10	152	15141	40.00	ng	-0.15
20) Naphthalene-d8	6.14	136	55614	40.00	ng	-0.14
36) Acenaphthene-d10	7.47	164	31929	40.00	ng	-0.16
61) Phenanthrene-d10	8.84	188	52115	40.00	ng	-0.19
77) Chrysene-d12	11.82	240	43309	40.00	ng	-0.22
88) Perylene-d12	13.40	264	33814	40.00	ng	-0.22

System Monitoring Compounds

4) 2-Fluorophenol	3.78	112	60150	117.95	ng	-0.19
Spiked Amount	200.000		Recovery	=	58.98%	
8) Phenol-d5	4.80	99	81354	109.10	ng	-0.15
Spiked Amount	200.000		Recovery	=	54.55%	
21) Nitrobenzene-d5	5.58	128	15309	62.87	ng	-0.14
Spiked Amount	100.000		Recovery	=	62.87%	
41) 2-Fluorobiphenyl	6.95	172	65421	65.55	ng	-0.14
Spiked Amount	100.000		Recovery	=	65.55%	
64) 2,4,6-Tribromophenol	8.16	330	16105	144.39	ng	-0.18
Spiked Amount	200.000		Recovery	=	72.19%	
80) Terphenyl-d14	10.61	244	69962	68.38	ng	-0.20
Spiked Amount	100.000		Recovery	=	68.38%	

Target Compounds

Qvalue

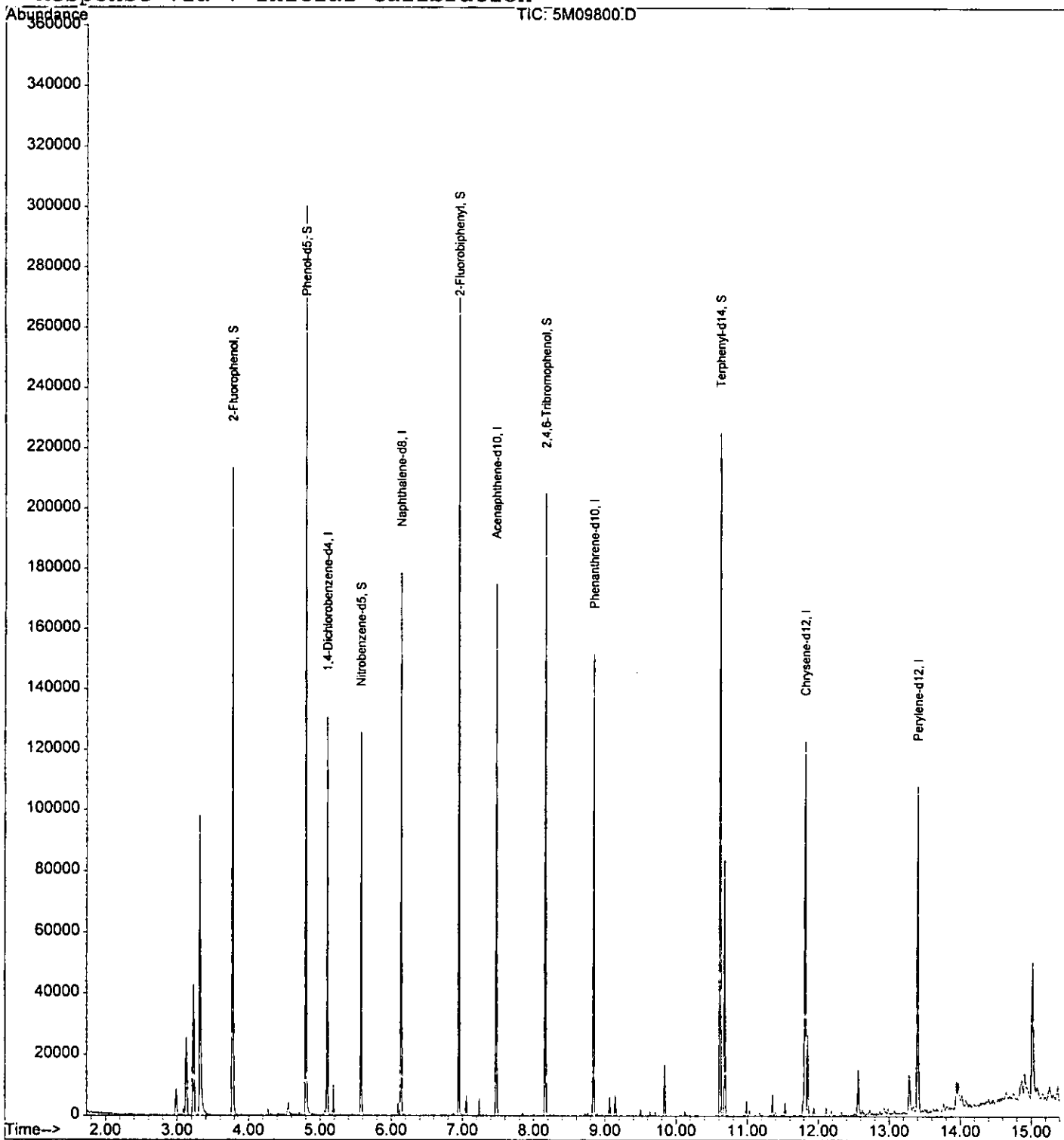
(#) = qualifier out of range (m) = manual integration

Quantitation Report

Data File : G:\GcMsData\2005\Gcms_5\Data\08-05-05\5M09800.D Vial: 23
Acq On : 5 Aug 2005 14:24 Operator: AHD
Sample : AC18807-006 Inst : GCMS_5
Misc : S,BNA Multiplr: 1.00
MS Integration Params: RTEINT.P
Quant Time: Aug 11 11:40 2005

Quant Results File: 5M_0722.RES

Method : G:\GCMSDATA\2005\GCMS_5\METHODS\5M_0722.M (RTE Integrator)
Title : @GCMS_5,mg,625,8270
Last Update : Fri Jul 22 11:19:45 2005
Response via : Initial Calibration



Form1

ORGANICS SEMIVOLATILE REPORT

Sample Number: AC18807-007
 Client Id: FB072805
 Data File: 5M09751.D
 Analysis Date: 08/04/05 12:15
 Date Rec/Extracted: 07/28/05-08/03/05

Matrix: Aqueous
 Initial Vol: 1000ml
 Final Vol: 1ml
 Dilution: 1
 Solids: 0

Units: ug/L

Cas #	Compound	RL	Conc	Cas #	Compound	RL	Conc
120-82-1	1,2,4-Trichlorobenzene	0.17	U	205-99-2	Benzo[b]fluoranthene	0.28	U
95-50-1	1,2-Dichlorobenzene	0.40	U	191-24-2	Benzo[g,h,i]perylene	0.14	U
122-66-7	1,2-Diphenylhydrazine	0.33	U	207-08-9	Benzo[k]fluoranthene	0.35	U
541-73-1	1,3-Dichlorobenzene	0.28	U	111-91-1	bis(2-Chloroethoxy)methan	0.23	U
106-46-7	1,4-Dichlorobenzene	0.18	U	111-44-4	bis(2-Chloroethyl)ether	0.44	U
95-95-4	2,4,5-Trichlorophenol	1.6	U	108-60-1	bis(2-chloroisopropyl)ether	0.21	U
88-06-2	2,4,6-Trichlorophenol	0.75	U	117-81-7	bis(2-Ethylhexyl)phthalate	0.63	U
120-83-2	2,4-Dichlorophenol	1.3	U	85-68-7	Butylbenzylphthalate	0.27	U
105-67-9	2,4-Dimethylphenol	0.85	U	86-74-8	Carbazole	0.19	U
51-28-5	2,4-Dinitrophenol	1.8	U	218-01-9	Chrysene	0.28	U
121-14-2	2,4-Dinitrotoluene	0.36	U	84-74-2	Di-n-butylphthalate	0.20	U
606-20-2	2,6-Dinitrotoluene	0.45	U	117-84-0	Di-n-octylphthalate	0.34	U
91-58-7	2-Chloronaphthalene	0.11	U	53-70-3	Dibenzo[a,h]anthracene	0.18	U
95-57-8	2-Chlorophenol	1.8	U	132-64-9	Dibenzofuran	1.3	U
91-57-6	2-Methylnaphthalene	1.7	U	84-66-2	Diethylphthalate	0.24	U
95-48-7	2-Methylphenol	3.7	U	131-11-3	Dimethylphthalate	0.17	U
88-74-4	2-Nitroaniline	1.3	U	206-44-0	Fluoranthene	0.16	U
88-75-5	2-Nitrophenol	1.2	U	86-73-7	Fluorene	0.24	U
106-44-5	3&4-Methylphenol	3.7	U	118-74-1	Hexachlorobenzene	0.41	U
91-94-1	3,3'-Dichlorobenzidine	1.8	U	87-68-3	Hexachlorobutadiene	0.25	U
99-09-2	3-Nitroaniline	2.5	U	77-47-4	Hexachlorocyclopentadiene	2.7	U
534-52-1	4,6-Dinitro-2-methylphenol	1.9	U	67-72-1	Hexachloroethane	0.35	U
101-55-3	4-Bromophenyl-phenylether	0.41	U	193-39-5	Indeno[1,2,3-cd]pyrene	0.17	U
59-50-7	4-Chloro-3-methylphenol	2.0	U	78-59-1	Isophorone	5.3	U
106-47-8	4-Chloroaniline	6.8	U	621-64-7	N-Nitroso-di-n-propylamine	0.32	U
7005-72-3	4-Chlorophenyl-phenylether	0.28	U	62-75-9	N-Nitrosodimethylamine	11	U
100-01-6	4-Nitroaniline	1.5	U	86-30-6	n-Nitrosodiphenylamine	0.27	U
100-02-7	4-Nitrophenol	1.4	U	91-20-3	Naphthalene	0.097	U
83-32-9	Acenaphthene	0.16	U	98-95-3	Nitrobenzene	0.28	U
208-96-8	Acenaphthylene	0.15	U	87-86-5	Pentachlorophenol	0.97	U
120-12-7	Anthracene	0.20	U	85-01-8	Phenanthrene	0.22	U
92-87-5	Benzdine	10	U	108-95-2	Phenol	1.7	U
56-55-3	Benzo[a]anthracene	0.14	U	129-00-0	Pyrene	0.23	U
50-32-8	Benzo[a]pyrene	0.17	U				

Worksheet #: 18122

Total Target Concentration 0

U - Indicates the compound was analyzed but not detected.
 B - Indicates the analyte was found in the blank as well as in the sample.
 E - Indicates the analyte concentration exceeds the calibration range of the instrument.

R - Retention Time Out
 J - Indicates an estimated value when a compound is detected at less than the specified detection limit.

Data File : G:\GcMsData\2005\Gcms_5\Data\08-04-05\5M09751.D Vial: 17
 Acq On : 4 Aug 2005 12:15 Operator: AHD
 Sample : AC18807-007 Inst : GCMS_5
 Misc : A,BNA Multiplr: 1.00
 MS Integration Params: RTEINT.P
 Quant Time: Aug 11 11:40 2005

Quant Results File: 5M_0722.RES

Quant Method : G:\GCMSDATA\2005\GCMS_5\METHODS\5M_0722.M (RTE Integrator)
 Title : @GCMS_5,mg,625,8270
 Last Update : Fri Jul 22 11:58:10 2005
 Response via : Initial Calibration
 DataAcq Meth : 5M_RUN5

Internal Standards	R.T.	QIon	Response	Conc	Units	Dev(Min)
1) 1,4-Dichlorobenzene-d4	5.11	152	22434	40.00	ng	-0.14
20) Naphthalene-d8	6.14	136	86137	40.00	ng	-0.14
36) Acenaphthene-d10	7.48	164	53538	40.00	ng	-0.15
61) Phenanthrene-d10	8.85	188	96502	40.00	ng	-0.18
77) Chrysene-d12	11.82	240	84326	40.00	ng	-0.21
88) Perylene-d12	13.41	264	65635	40.00	ng	-0.21

System Monitoring Compounds

4) 2-Fluorophenol	3.79	112	73991	97.92	ng	-0.18
Spiked Amount	200.000		Recovery	=	48.96%	
8) Phenol-d5	4.81	99	83350	75.44	ng	-0.14
Spiked Amount	200.000		Recovery	=	37.72%	
21) Nitrobenzene-d5	5.58	128	29430	78.03	ng	-0.14
Spiked Amount	100.000		Recovery	=	78.03%	
41) 2-Fluorobiphenyl	6.95	172	121687	72.71	ng	-0.14
Spiked Amount	100.000		Recovery	=	72.71%	
64) 2,4,6-Tribromophenol	8.17	330	34366	166.40	ng	-0.17
Spiked Amount	200.000		Recovery	=	83.20%	
80) Terphenyl-d14	10.62	244	173982	87.33	ng	-0.19
Spiked Amount	100.000		Recovery	=	87.33%	

Target Compounds

Qvalue

Handwritten signature/initials


(#) = qualifier out of range (m) = manual integration

Quantitation Report

Data File : G:\GcMsData\2005\Gcms_5\Data\08-04-05\5M09751.D Vial: 17
Acq On : 4 Aug 2005 12:15 Operator: AHD
Sample : AC18807-007 Inst : GCMS_5
Misc : A,BNA Multiplr: 1.00
MS Integration Params: RTEINT.P
Quant Time: Aug 11 11:40 2005

Quant Results File: 5M_0722.RES

Method : G:\GCMSDATA\2005\GCMS_5\METHODS\5M_0722.M (RTE Integrator)
Title : @GCMS_5,mg,625,8270
Last Update : Fri Jul 22 11:19:45 2005
Response via : Initial Calibration



Form1

ORGANICS SEMIVOLATILE REPORT

Sample Number: AC18807-008
 Client Id: PCSB-40(0.5)
 Data File: 5M09801.D
 Analysis Date: 08/05/05 14:46
 Date Rec/Extracted: 07/28/05-08/04/05

Matrix: Soil
 Initial Vol: 30g
 Final Vol: 1ml
 Dilution: 1
 Solids: 75

Units: mg/Kg

Cas #	Compound	RL	Conc	Cas #	Compound	RL	Conc
120-82-1	1,2,4-Trichlorobenzene	0.0078	U	205-99-2	Benzo[b]fluoranthene	0.012	0.056
95-50-1	1,2-Dichlorobenzene	0.018	U	191-24-2	Benzo[g,h,i]perylene	0.0064	U
122-66-7	1,2-Diphenylhydrazine	0.015	U	207-08-9	Benzo[k]fluoranthene	0.016	U
541-73-1	1,3-Dichlorobenzene	0.013	U	111-91-1	bis(2-Chloroethoxy)methan	0.010	U
106-46-7	1,4-Dichlorobenzene	0.0078	U	111-44-4	bis(2-Chloroethyl)ether	0.020	U
95-95-4	2,4,5-Trichlorophenol	0.069	U	108-60-1	bis(2-chloroisopropyl)ether	0.0092	U
88-06-2	2,4,6-Trichlorophenol	0.033	U	117-81-7	bis(2-Ethylhexyl)phthalat	0.028	0.10
120-83-2	2,4-Dichlorophenol	0.059	U	85-68-7	Butylbenzylphthalate	0.012	U
105-67-9	2,4-Dimethylphenol	0.038	U	86-74-8	Carbazole	0.0085	U
51-28-5	2,4-Dinitrophenol	0.082	U	218-01-9	Chrysene	0.013	U
121-14-2	2,4-Dinitrotoluene	0.016	U	84-74-2	Di-n-butylphthalate	0.0090	U
606-20-2	2,6-Dinitrotoluene	0.020	U	117-84-0	Di-n-octylphthalate	0.015	U
91-58-7	2-Chloronaphthalene	0.0050	U	53-70-3	Dibenzo[a,h]anthracene	0.0081	U
95-57-8	2-Chlorophenol	0.082	U	132-64-9	Dibenzofuran	0.057	U
91-57-6	2-Methylnaphthalene	0.076	U	84-66-2	Diethylphthalate	0.010	U
95-48-7	2-Methylphenol	0.17	U	131-11-3	Dimethylphthalate	0.0077	U
88-74-4	2-Nitroaniline	0.058	U	206-44-0	Fluoranthene	0.0073	0.049
88-75-5	2-Nitrophenol	0.055	U	86-73-7	Fluorene	0.011	U
106-44-5	3&4-Methylphenol	0.16	U	118-74-1	Hexachlorobenzene	0.018	U
91-94-1	3,3'-Dichlorobenzidine	0.078	U	87-68-3	Hexachlorobutadiene	0.011	U
99-09-2	3-Nitroaniline	0.11	U	77-47-4	Hexachlorocyclopentadiene	0.12	U
534-52-1	4,6-Dinitro-2-methylphenol	0.085	U	67-72-1	Hexachloroethane	0.015	U
101-55-3	4-Bromophenyl-phenylether	0.018	U	193-39-5	Indeno[1,2,3-cd]pyrene	0.0075	U
59-50-7	4-Chloro-3-methylphenol	0.089	U	78-59-1	Isophorone	0.24	U
106-47-8	4-Chloroaniline	0.30	U	621-64-7	N-Nitroso-di-n-propylamine	0.014	U
7005-72-3	4-Chlorophenyl-phenylether	0.013	U	62-75-9	N-Nitrosodimethylamine	0.49	U
100-01-6	4-Nitroaniline	0.066	U	86-30-6	n-Nitrosodiphenylamine	0.012	U
100-02-7	4-Nitrophenol	0.063	U	91-20-3	Naphthalene	0.0043	U
83-32-9	Acenaphthene	0.0073	U	98-95-3	Nitrobenzene	0.012	U
208-96-8	Acenaphthylene	0.0067	U	87-86-5	Pentachlorophenol	0.043	U
120-12-7	Anthracene	0.0088	U	85-01-8	Phenanthrene	0.0099	U
92-87-5	Benzdine	0.46	U	108-95-2	Phenol	0.073	U
56-55-3	Benzo[a]anthracene	0.0062	U	129-00-0	Pyrene	0.010	U
50-32-8	Benzo[a]pyrene	0.0074	U				

Worksheet #: 18122

Total Target Concentration 0.205

U - Indicates the compound was analyzed but not detected.
 B - Indicates the analyte was found in the blank as well as in the sample.
 E - Indicates the analyte concentration exceeds the calibration range of the instrument.

R - Retention Time Out
 J - Indicates an estimated value when a compound is detected at less than the specified detection limit.

Data File : G:\GcMsData\2005\Gcms_5\Data\08-05-05\5M09801.D Vial: 24
 Acq On : 5 Aug 2005 14:46 Operator: AHD
 Sample : AC18807-008 Inst : GCMS_5
 Misc : S,BNA Multiplr: 1.00
 MS Integration Params: RTEINT.P
 Quant Time: Aug 11 11:41 2005

Quant Results File: 5M_0722.RES

Quant Method : G:\GCMSDATA\2005\GCMS_5\METHODS\5M_0722.M (RTE Integrator)
 Title : @GCMS_5,mg,625,8270
 Last Update : Fri Jul 22 11:58:10 2005
 Response via : Initial Calibration
 DataAcq Meth : 5M_RUN5

Internal Standards	R.T.	QIon	Response	Conc	Units	Dev (Min)
1) 1,4-Dichlorobenzene-d4	5.10	152	12382	40.00	ng	-0.15
20) Naphthalene-d8	6.14	136	46968	40.00	ng	-0.14
36) Acenaphthene-d10	7.47	164	28762	40.00	ng	-0.16
61) Phenanthrene-d10	8.84	188	49761	40.00	ng	-0.19
77) Chrysene-d12	11.82	240	40533	40.00	ng	-0.22
88) Perylene-d12	13.40	264	30467	40.00	ng	-0.22
System Monitoring Compounds						
4) 2-Fluorophenol	3.78	112	59068	141.64	ng	-0.19
Spiked Amount	200.000		Recovery	=	70.82%	
8) Phenol-d5	4.80	99	82419	135.16	ng	-0.15
Spiked Amount	200.000		Recovery	=	67.58%	
21) Nitrobenzene-d5	5.58	128	15678	76.24	ng	-0.14
Spiked Amount	100.000		Recovery	=	76.24%	
41) 2-Fluorobiphenyl	6.95	172	68304	75.97	ng	-0.14
Spiked Amount	100.000		Recovery	=	75.97%	
64) 2,4,6-Tribromophenol	8.16	330	16579	155.68	ng	-0.18
Spiked Amount	200.000		Recovery	=	77.84%	
80) Terphenyl-d14	10.62	244	75343	78.68	ng	-0.19
Spiked Amount	100.000		Recovery	=	78.68%	
Target Compounds						Qvalue
76) Fluoranthene	10.14	202	1733	1.11	ng	95
87) bis(2-Ethylhexyl)phthalate	11.94	149	2233	2.26	ng	92
90) Benzo[b]fluoranthene	13.01	252	1518m	1.26	ng	

Handwritten signature

(#) = qualifier out of range (m) = manual integration

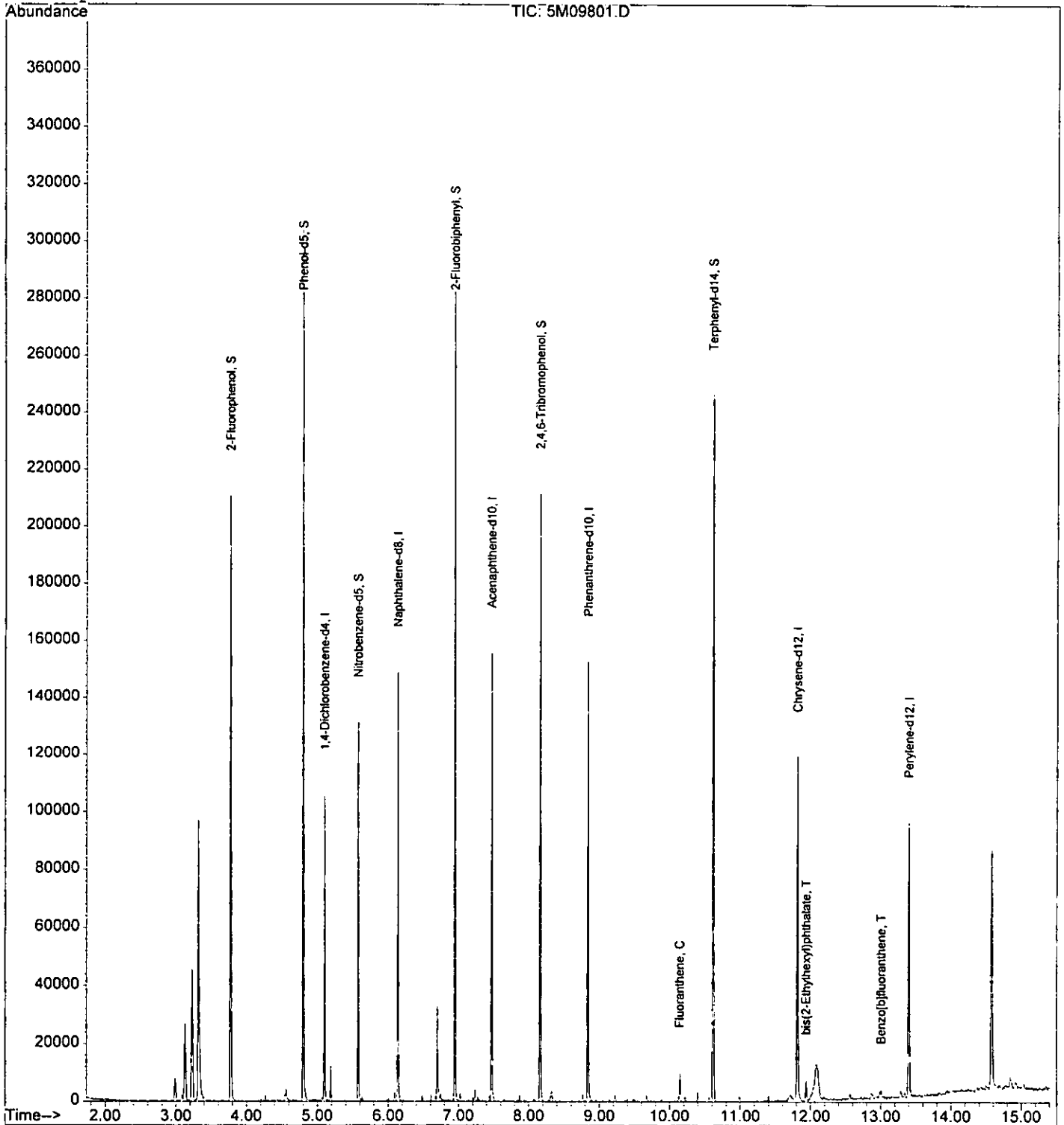
Quantitation Report

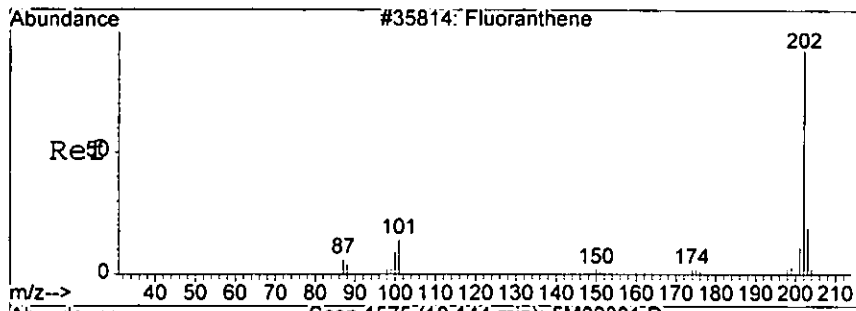
Data File : G:\GcMsData\2005\Gcms_5\Data\08-05-05\5M09801.D Vial: 24
Acq On : 5 Aug 2005 14:46 Operator: AHD
Sample : AC18807-008 Inst : GCMS_5
Misc : S,BNA Multiplr: 1.00
MS Integration Params: RTEINT.P
Quant Time: Aug 11 11:41 2005

1888

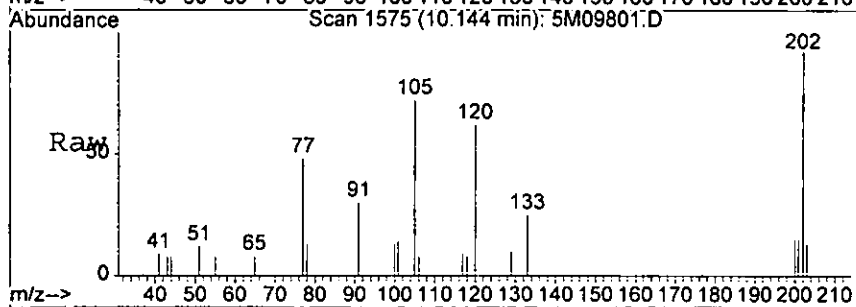
Quant Results File: 5M_0722.RES

Method : G:\GCMSDATA\2005\GCMS_5\METHODS\5M_0722.M (RTE Integrator)
Title : @GCMS_5,mg,625,8270
Last Update : Fri Jul 22 11:19:45 2005
Response via : Initial Calibration

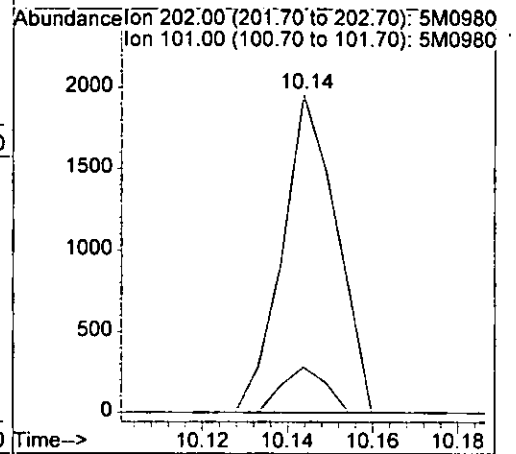
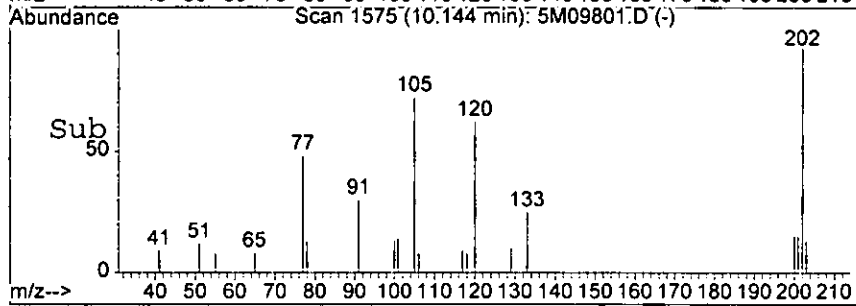




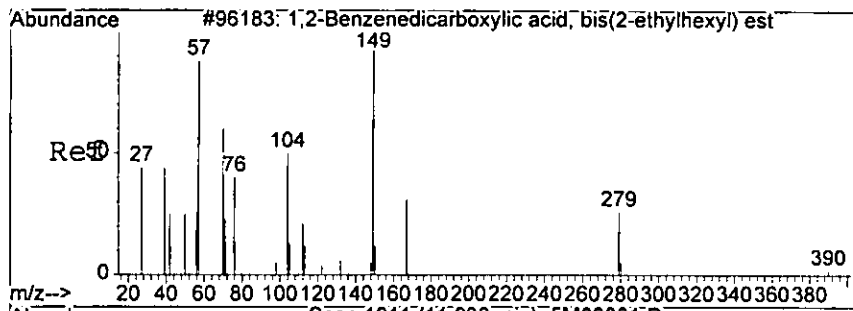
#76
 Fluoranthene
 Concen: 1.11 ng
 RT: 10.14 min Scan# 1575
 Delta R.T. -0.21 min
 Lab File: 5M09801.D
 Acq: 5 Aug 2005 14:46



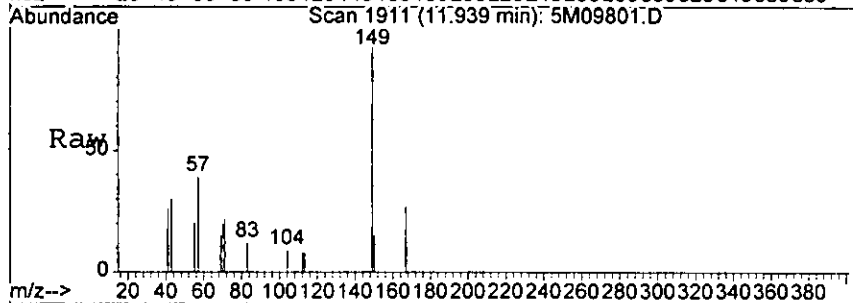
Tgt Ion: 202 Resp: 1733
 Ion Ratio Lower Upper
 202 100
 101 14.3 0.0 52.5



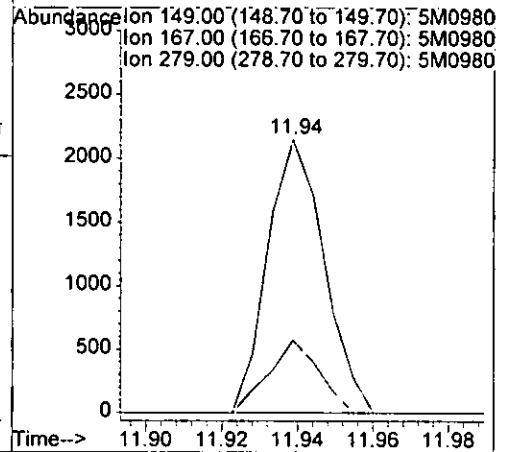
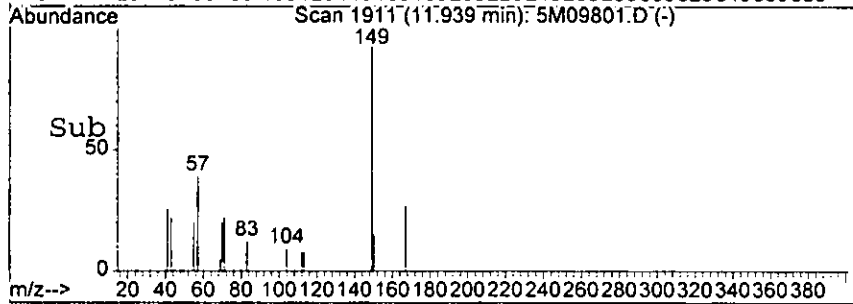
ASW



#87
 bis(2-Ethylhexyl)phthalate
 Concen: 2.26 ng
 RT: 11.94 min Scan# 1911
 Delta R.T. -0.19 min
 Lab File: 5M09801.D
 Acq: 5 Aug 2005 14:46

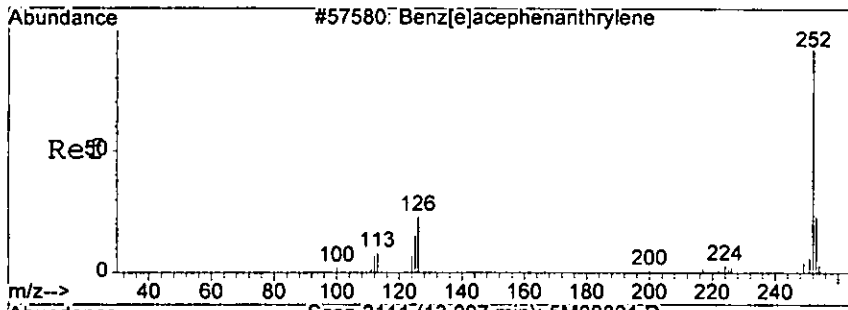


Tgt Ion	Resp	Lower	Upper
149	2233	100	100
167	26.7	2.4	58.4
279	0.0	0.0	44.1



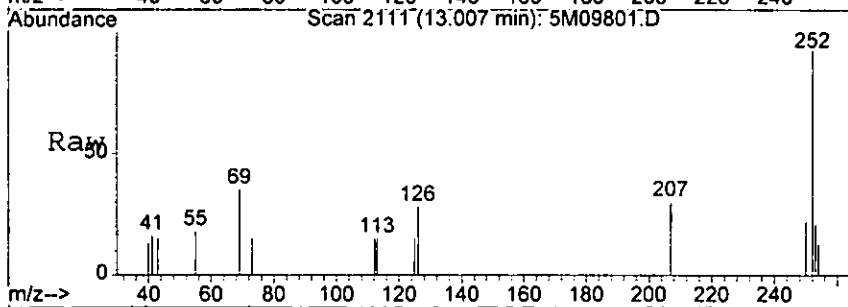
Not

9584

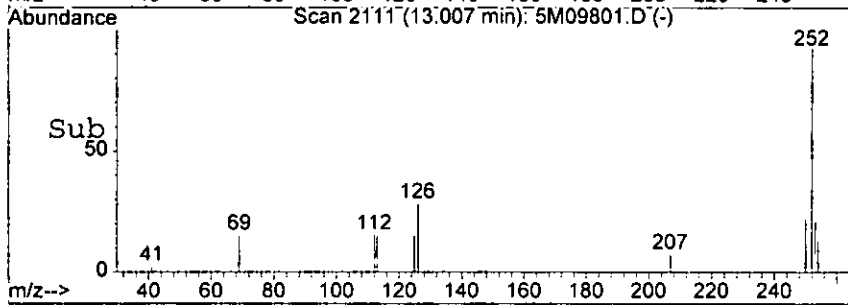
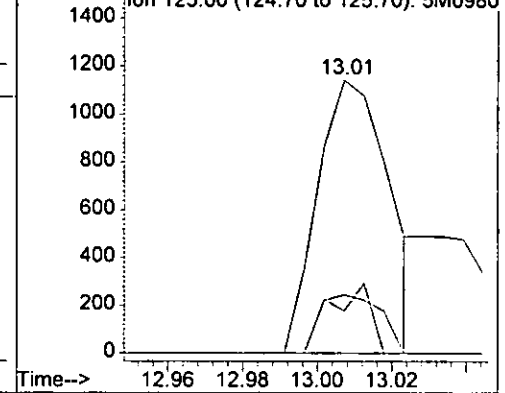


#90
Benzo[b]fluoranthene
Concen: 1.26 ng m
RT: 13.01 min Scan# 2111
Delta R.T. -0.22 min
Lab File: 5M09801.D
Acq: 5 Aug 2005 14:46

Tgt Ion	Resp	Lower	Upper
252	1518	100	
253	21.4	0.0	61.6
125	15.5	0.0	54.8



Abundance Ion 252.00 (251.70 to 252.70): 5M0980
Ion 253.00 (252.70 to 253.70): 5M0980
Ion 125.00 (124.70 to 125.70): 5M0980



Handwritten signature

Form1

ORGANICS SEMIVOLATILE REPORT

Sample Number: AC18807-009
 Client Id: PCSB-40(4.0)
 Data File: 4M05388.D
 Analysis Date: 08/05/05 09:30
 Date Rec/Extracted: 07/28/05-08/04/05

Matrix: Soil
 Initial Vol: 30g
 Final Vol: 1ml
 Dilution: 1
 Solids: 75

Units: mg/Kg

Cas #	Compound	RL	Conc	Cas #	Compound	RL	Conc
120-82-1	1,2,4-Trichlorobenzene	0.012	U	205-99-2	Benzo[b]fluoranthene	0.013	7.6
95-50-1	1,2-Dichlorobenzene	0.020	U	191-24-2	Benzo[g,h,i]perylene	0.0085	6.1
122-66-7	1,2-Diphenylhydrazine	0.013	U	207-08-9	Benzo[k]fluoranthene	0.014	3.0
541-73-1	1,3-Dichlorobenzene	0.019	U	111-91-1	bis(2-Chloroethoxy)methan	0.010	U
106-46-7	1,4-Dichlorobenzene	0.023	U	111-44-4	bis(2-Chloroethyl)ether	0.023	U
95-95-4	2,4,5-Trichlorophenol	0.60	U	108-60-1	bis(2-chloroisopropyl)ether	0.014	U
88-06-2	2,4,6-Trichlorophenol	1.1	U	117-81-7	bis(2-Ethylhexyl)phthalat	0.040	0.17
120-83-2	2,4-Dichlorophenol	0.072	U	85-68-7	Butylbenzylphthalate	0.018	U
105-67-9	2,4-Dimethylphenol	0.061	U	86-74-8	Carbazole	0.013	0.54
51-28-5	2,4-Dinitrophenol	0.30	U	218-01-9	Chrysene	0.0092	5.7
121-14-2	2,4-Dinitrotoluene	0.017	U	84-74-2	Di-n-butylphthalate	0.0099	0.12
606-20-2	2,6-Dinitrotoluene	0.018	U	117-84-0	Di-n-octylphthalate	0.010	U
91-58-7	2-Chloronaphthalene	0.012	U	53-70-3	Dibenzo[a,h]anthracene	0.015	2.3
95-57-8	2-Chlorophenol	0.091	U	132-64-9	Dibenzofuran	0.056	0.17
91-57-6	2-Methylnaphthalene	0.057	0.29	84-66-2	Diethylphthalate	0.012	U
95-48-7	2-Methylphenol	0.21	U	131-11-3	Dimethylphthalate	0.010	U
88-74-4	2-Nitroaniline	0.031	U	206-44-0	Fluoranthene	0.013	6.5
88-75-5	2-Nitrophenol	0.052	U	86-73-7	Fluorene	0.011	0.17
106-44-5	3&4-Methylphenol	0.24	U	118-74-1	Hexachlorobenzene	0.021	U
91-94-1	3,3'-Dichlorobenzidine	0.097	U	87-68-3	Hexachlorobutadiene	0.019	U
99-09-2	3-Nitroaniline	0.18	U	77-47-4	Hexachlorocyclopentadiene	0.12	U
534-52-1	4,6-Dinitro-2-methylphenol	0.084	U	67-72-1	Hexachloroethane	0.033	U
101-55-3	4-Bromophenyl-phenylether	0.017	U	193-39-5	Indeno[1,2,3-cd]pyrene	0.0061	5.1
59-50-7	4-Chloro-3-methylphenol	0.11	U	78-59-1	Isophorone	0.014	U
106-47-8	4-Chloroaniline	0.34	U	621-64-7	N-Nitroso-di-n-propylamine	0.021	U
7005-72-3	4-Chlorophenyl-phenylether	0.021	U	62-75-9	N-Nitrosodimethylamine	0.52	U
100-01-6	4-Nitroaniline	0.11	U	86-30-6	n-Nitrosodiphenylamine	0.021	U
100-02-7	4-Nitrophenol	0.079	U	91-20-3	Naphthalene	0.010	0.50
83-32-9	Acenaphthene	0.019	0.29	98-95-3	Nitrobenzene	0.018	U
208-96-8	Acenaphthylene	0.010	U	87-86-5	Pentachlorophenol	0.055	U
120-12-7	Anthracene	0.012	0.65	85-01-8	Phenanthrene	0.010	2.5
92-87-5	Benzidine	0.10	U	108-95-2	Phenol	0.068	U
56-55-3	Benzo[a]anthracene	0.0078	5.9	129-00-0	Pyrene	0.010	5.8
50-32-8	Benzo[a]pyrene	0.010	6.6				

Worksheet #: 18122

Total Target Concentration 60

U - Indicates the compound was analyzed but not detected.
 B - Indicates the analyte was found in the blank as well as in the sample.
 E - Indicates the analyte concentration exceeds the calibration range of the instrument.

R - Retention Time Out
 J - Indicates an estimated value when a compound is detected at less than the specified detection limit.

Data File : G:\GcMsData\2005\Gcms_4\Data\08-05-05\4M05388.D Vial: 5
 Acq On : 5 Aug 2005 9:30 Operator: AHD
 Sample : AC18807-009 Inst : GCMS_4
 Misc : S,BNA Multiplr: 1.00
 MS Integration Params: RTEINT.P
 Quant Time: Aug 11 11:33 2005

Quant Results File: 4M_0803.RES

Quant Method : G:\GCMSDATA\2005\GCMS_4\METHODS\4M_0803.M (RTE Integrator)
 Title : @GCMS_4,mg,625,8270
 Last Update : Wed Aug 03 12:10:40 2005
 Response via : Initial Calibration
 DataAcq Meth : 4M_0803

Internal Standards	R.T.	QIon	Response	Conc	Units	Dev (Min)
1) 1,4-Dichlorobenzene-d4	4.90	152	27464	40.00	ng	-0.04
19) Naphthalene-d8	5.91	136	86528	40.00	ng	-0.04
35) Acenaphthene-d10	7.48	164	45454	40.00	ng	-0.05
59) Phenanthrene-d10	9.09	188	74747	40.00	ng	-0.05
72) Chrysene-d12	12.29	240	51479	40.00	ng	-0.05
81) Perylene-d12	14.14	264	42863	40.00	ng	-0.05
System Monitoring Compounds						
4) 2-Fluorophenol	3.76	112	116585	150.49	ng	-0.04
Spiked Amount	200.000		Recovery	=	75.25%	
7) Phenol-d5	4.62	99	161585	156.69	ng	-0.04
Spiked Amount	200.000		Recovery	=	78.35%	
20) Nitrobenzene-d5	5.34	128	30281	69.90	ng	-0.04
Spiked Amount	100.000		Recovery	=	69.90%	
40) 2-Fluorobiphenyl	6.84	172	117221	80.48	ng	-0.04
Spiked Amount	100.000		Recovery	=	80.48%	
62) 2,4,6-Tribromophenol	8.31	332	62343	186.34	ng	-0.05
Spiked Amount	200.000		Recovery	=	93.17%	
75) Terphenyl-d14	10.99	244	109665	75.61	ng	-0.04
Spiked Amount	100.000		Recovery	=	75.61%	
Target Compounds						
29) Naphthalene	5.93	128	21479	11.30	ng	99
33) 2-Methylnaphthalene	6.50	142	8777	6.60	ng	98
49) Acenaphthene	7.51	153	8451	6.60	ng	96
52) Dibenzofuran	7.68	168	6505	3.85	ng	91
55) Fluorene	8.04	166	4664	3.76	ng	90
67) Phenanthrene	9.11	178	105771	56.65	ng	99
68) Anthracene	9.17	178	27596	14.56	ng	99
69) Carbazole	9.36	167	21284	12.23	ng	98
70) Di-n-butylphthalate	9.81	149	6739	2.65	ng	93
71) Fluoranthene	10.51	202	284985	146.73	ng	89
73) Pyrene	10.76	202	260367	131.50	ng	95
78) Benzo[a]anthracene	12.28	228	214934	133.02	ng	99
79) Chrysene	12.32	228	185723	128.68	ng	97
80) bis(2-Ethylhexyl)phthalate	12.41	149	4806	3.83	ng	92
83) Benzo[b]fluoranthene	13.67	252	303123m	170.00	ng	
84) Benzo[k]fluoranthene	13.70	252	105171m	68.11	ng	
85) Benzo[a]pyrene	14.06	252	218860	149.32	ng	98
86) Indeno[1,2,3-cd]pyrene	15.37	276	152947	115.04	ng	93
87) Dibenzo[a,h]anthracene	15.39	278	56757	52.13	ng	95

(#) = qualifier out of range (m) = manual integration

Handwritten signature

Data File : G:\GcMsData\2005\Gcms_4\Data\08-05-05\4M05388.D Vial: 5
 Acq On : 5 Aug 2005 9:30 Operator: AHD
 Sample : AC18807-009 Inst : GCMS_4
 Misc : S,BNA Multiplr: 1.00
 MS Integration Params: RTEINT.P
 Quant Time: Aug 11 11:33 2005 Quant Results File: 4M_0803.RES

Quant Method : G:\GCMSDATA\2005\GCMS_4\METHODS\4M_0803.M (RTE Integrator)
 Title : @GCMS_4,mg,625,8270
 Last Update : Wed Aug 03 12:10:40 2005
 Response via : Initial Calibration
 DataAcq Meth : 4M_0803

Compound	R.T.	QIon	Response	Conc	Unit	Qvalue
88) Benzo[g,h,i]perylene	15.66	276	145690	137.29	ng	92

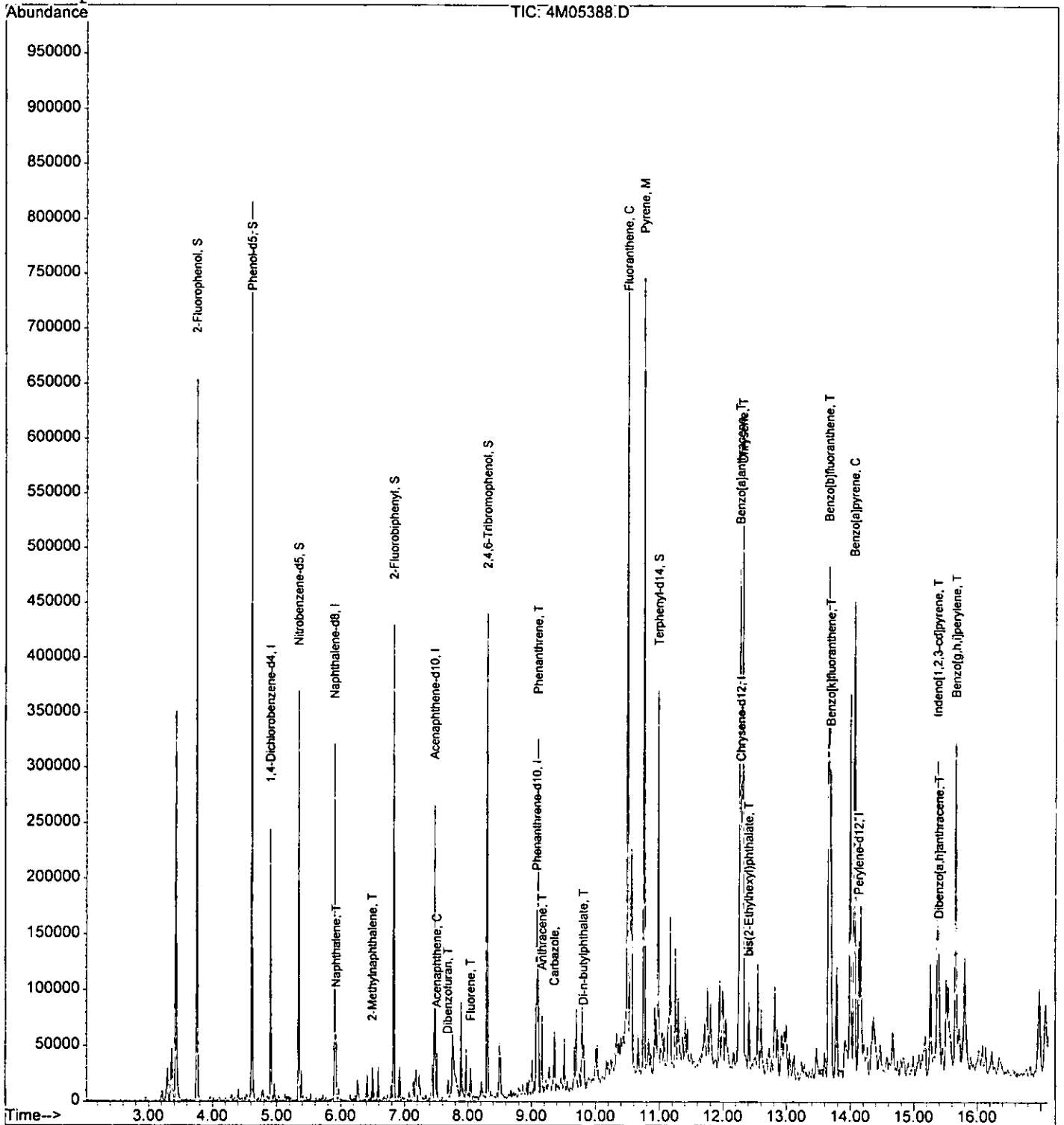
 (#) = qualifier out of range (m) = manual integration

Quantitation Report

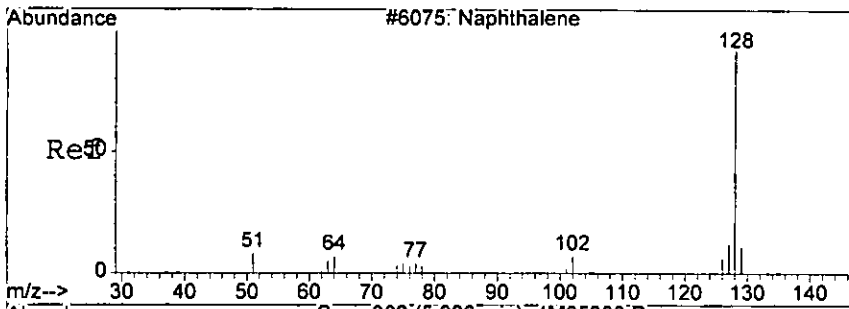
Data File : G:\GcMsData\2005\Gcms_4\Data\08-05-05\4M05388.D Vial: 5
 Acq On : 5 Aug 2005 9:30 Operator: AHD
 Sample : AC18807-009 Inst : GCMS_4
 Misc : S,BNA Multiplr: 1.00
 MS Integration Params: RTEINT.P
 Quant Time: Aug 11 11:33 2005

Quant Results File: 4M_0803.RES

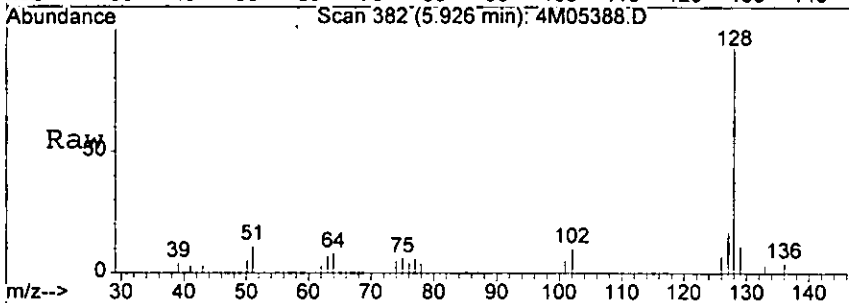
Method : G:\GCMSDATA\2005\GCMS_4\METHODS\4M_0803.M (RTE Integrator)
 Title : @GCMS_4,mg,625,8270
 Last Update : Wed Aug 03 12:10:40 2005
 Response via : Initial Calibration



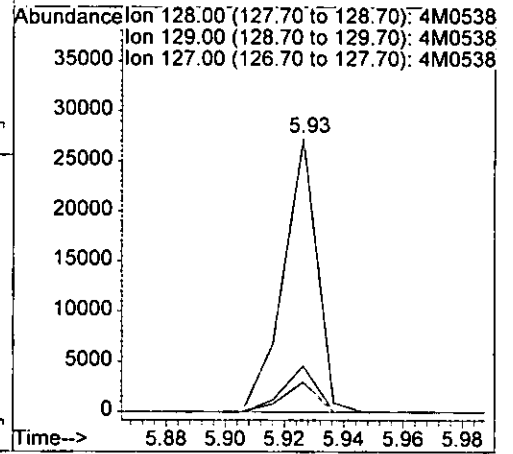
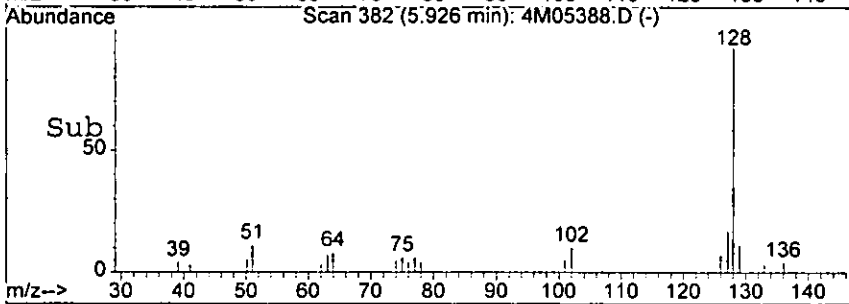
6655



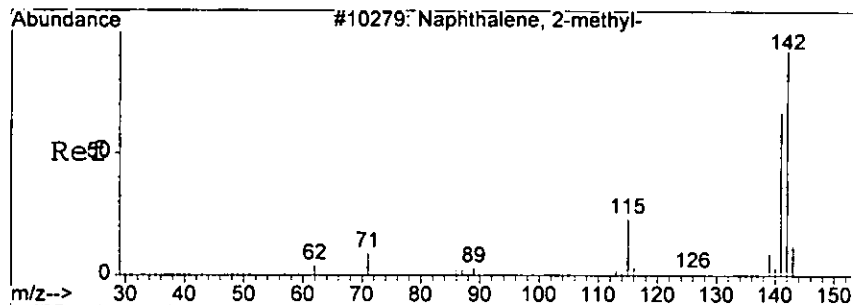
#29
 Naphthalene
 Concen: 11.30 ng
 RT: 5.93 min Scan# 382
 Delta R.T. -0.04 min
 Lab File: 4M05388.D
 Acq: 5 Aug 2005 9:30



Tgt Ion	128	129	127	Resp:	21479	Lower	Upper
Ion Ratio	100	10.8	16.8				
		0.0	0.0				
		51.8	57.0				

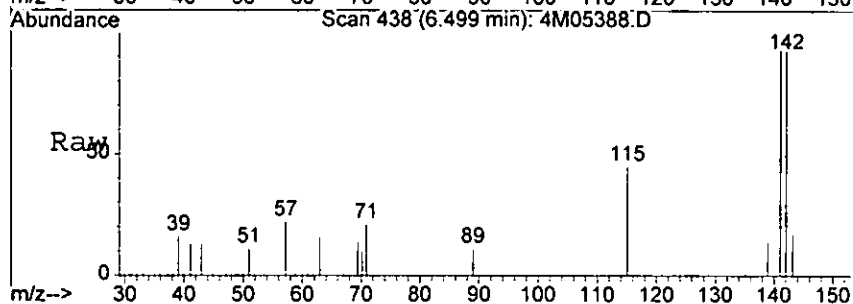


Handwritten signature

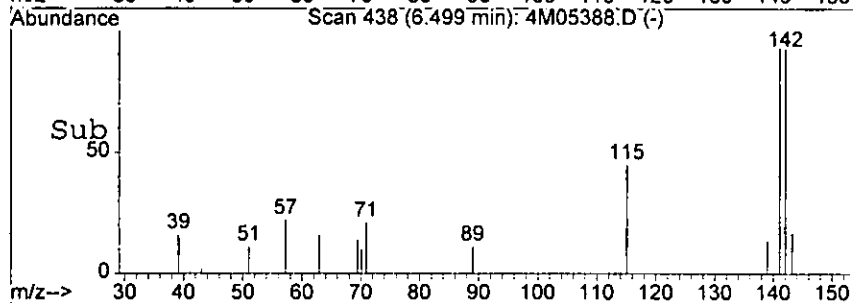
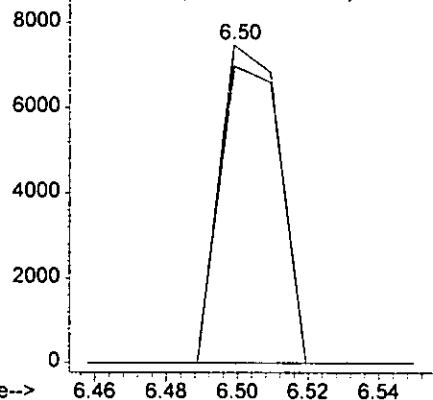


#33
2-Methylnaphthalene
Concen: 6.60 ng
RT: 6.50 min Scan# 438
Delta R.T. -0.05 min
Lab File: 4M05388.D
Acq: 5 Aug 2005 9:30

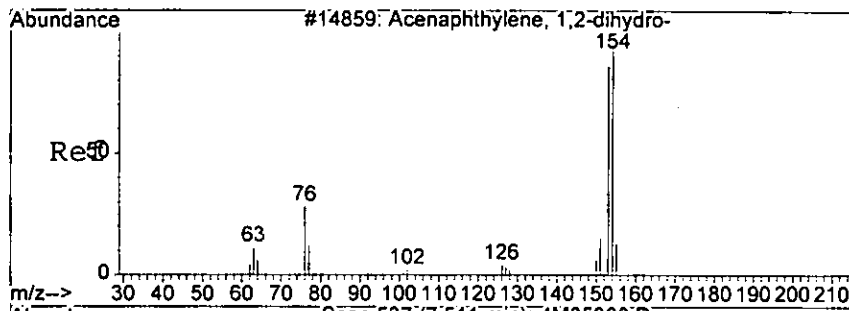
Tgt Ion	142	141
Resp	8777	93.3
Ratio Lower	100	55.7
Ratio Upper		135.7



Abundance Ion 142.00 (141.70 to 142.70): 4M0538
Ion 141.00 (140.70 to 141.70): 4M0538

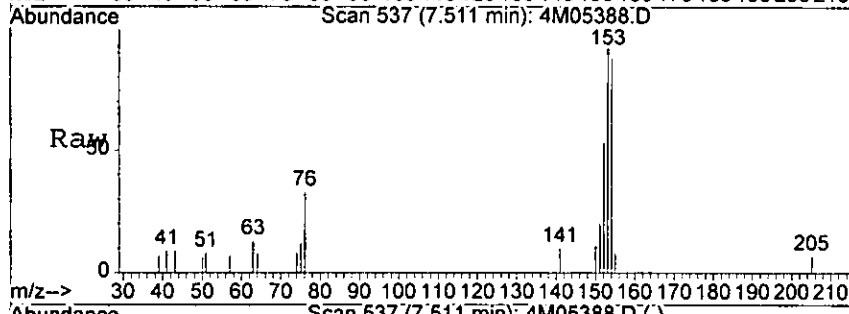


Handwritten signature

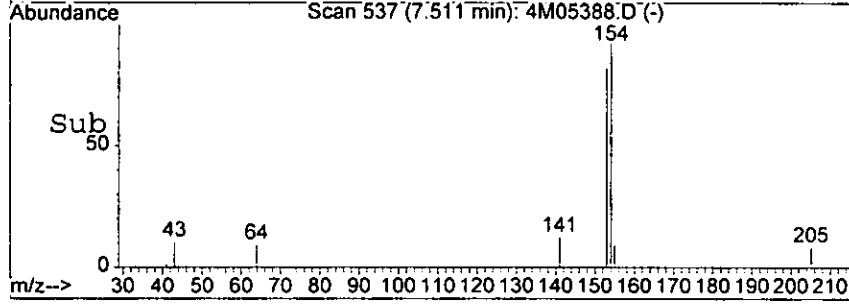
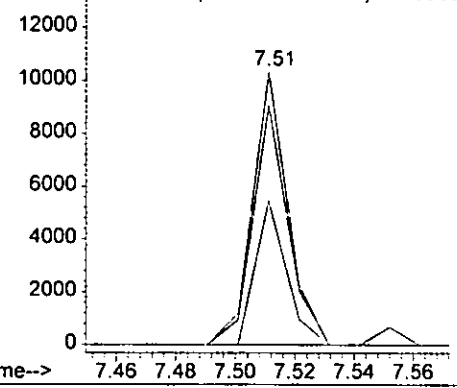


#49
 Acenaphthene
 Concen: 6.60 ng
 RT: 7.51 min Scan# 537
 Delta R.T. -0.05 min
 Lab File: 4M05388.D
 Acq: 5 Aug 2005 9:30

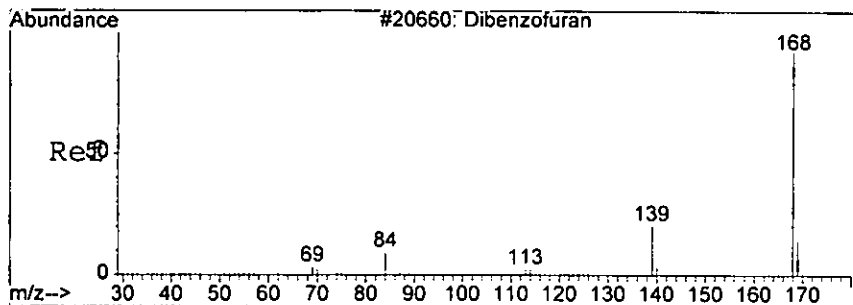
Tgt Ion	Resp	Lower	Upper
153	8451		
153	100		
152	52.9	8.3	88.3
154	88.0	45.1	125.1



Abundance Ion 153.00 (152.70 to 153.70): 4M0538
 14000 Ion 152.00 (151.70 to 152.70): 4M0538
 Ion 154.00 (153.70 to 154.70): 4M0538

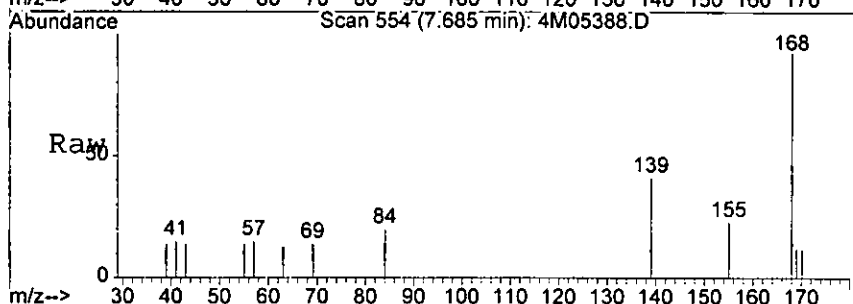


AM

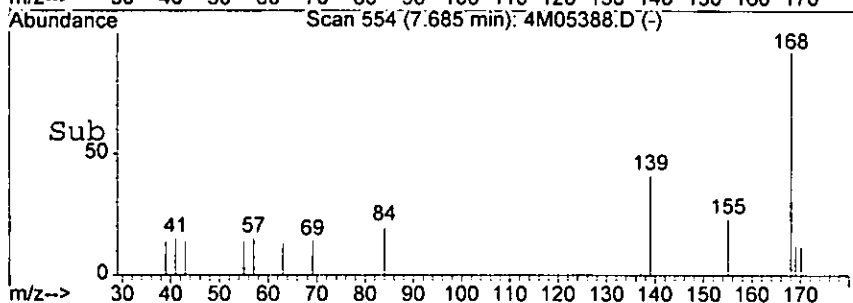
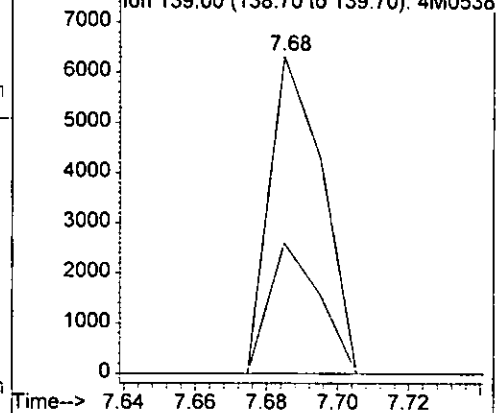


#52
 Dibenzofuran
 Concen: 3.85 ng
 RT: 7.68 min Scan# 554
 Delta R.T. -0.05 min
 Lab File: 4M05388.D
 Acq: 5 Aug 2005 9:30

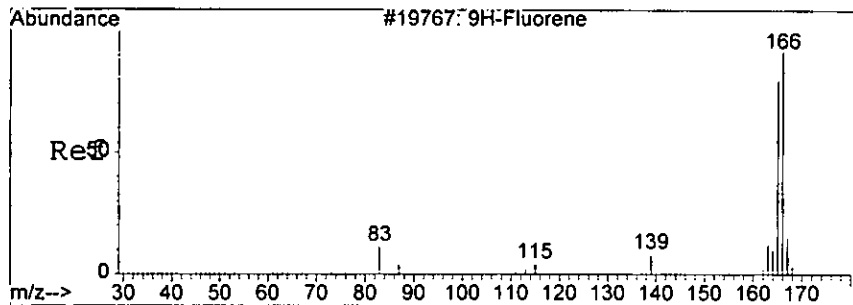
Tgt Ion	Resp	Lower	Upper
168	100		
139	41.2	6.0	66.0



Abundance Ion 168.00 (167.70 to 168.70): 4M0538
 Ion 139.00 (138.70 to 139.70): 4M0538

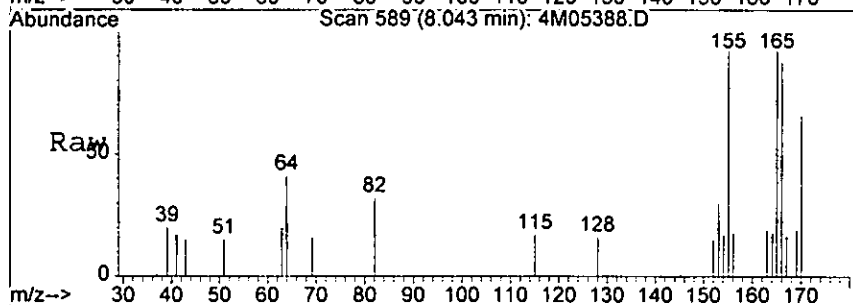


Handwritten signature or initials

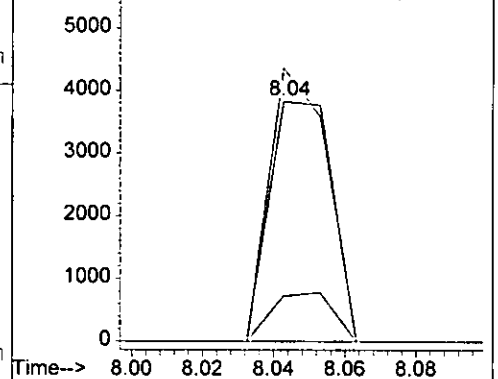
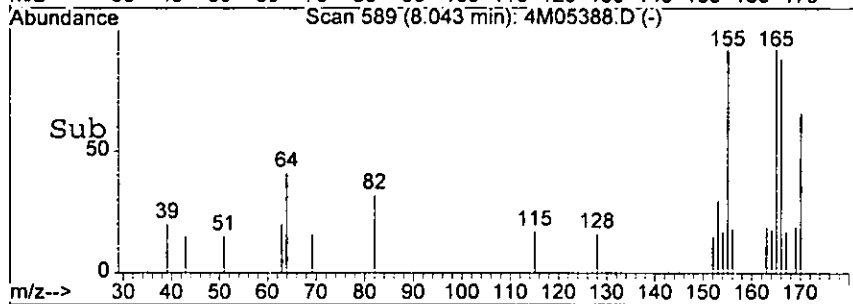


#55
Fluorene
Concen: 3.76 ng
RT: 8.04 min Scan# 589
Delta R.T. -0.05 min
Lab File: 4M05388.D
Acq: 5 Aug 2005 9:30

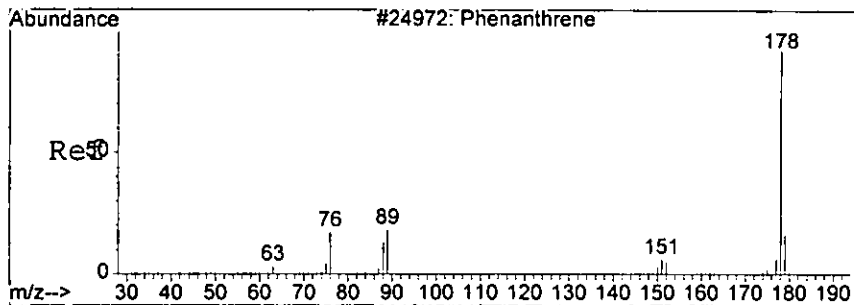
Tgt Ion	Resp	Lower	Upper
166	4664	100	
165	114.0	63.3	143.3
167	18.9	0.0	54.6



Abundance Ion 166.00 (165.70 to 166.70): 4M0538
Ion 165.00 (164.70 to 165.70): 4M0538
Ion 167.00 (166.70 to 167.70): 4M0538

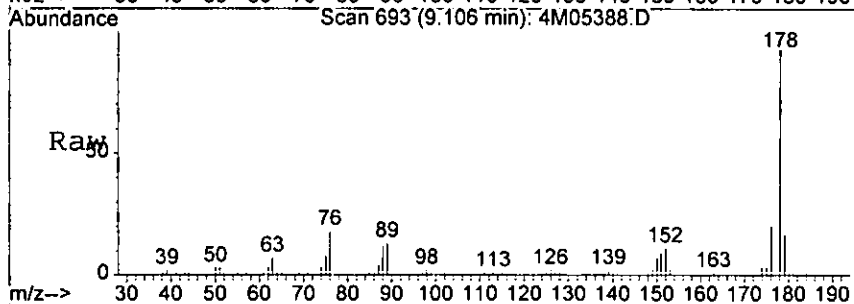


Handwritten signature

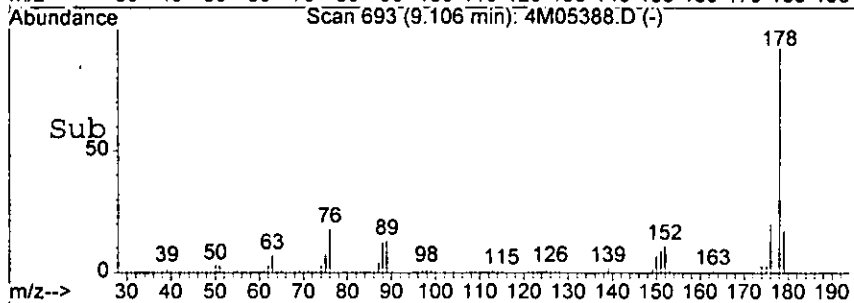
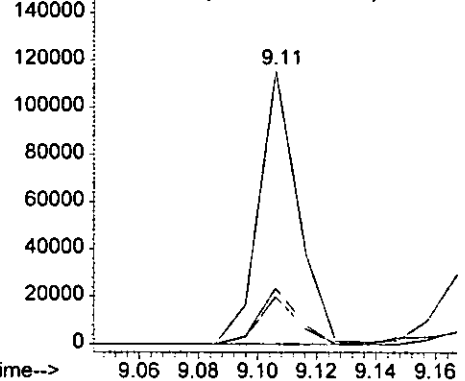


#67
Phenanthrene
Concen: 56.65 ng
RT: 9.11 min Scan# 693
Delta R.T. -0.05 min
Lab File: 4M05388.D
Acq: 5 Aug 2005 9:30

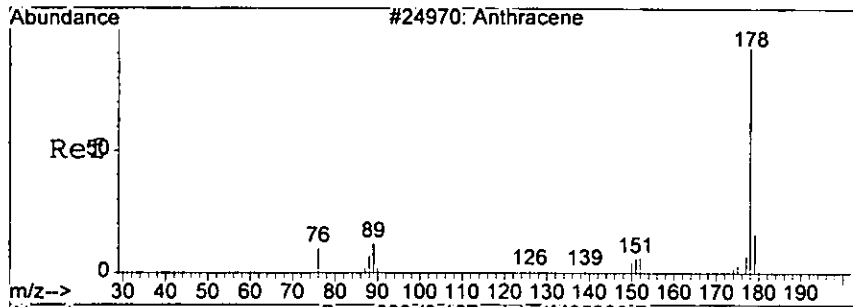
Tgt Ion	Ratio	Resp	Lower	Upper
178	100	105771		
179	17.1		0.0	56.6
176	20.3		0.0	60.5



Abundance Ion 178.00 (177.70 to 178.70): 4M0538
Ion 179.00 (178.70 to 179.70): 4M0538
Ion 176.00 (175.70 to 176.70): 4M0538

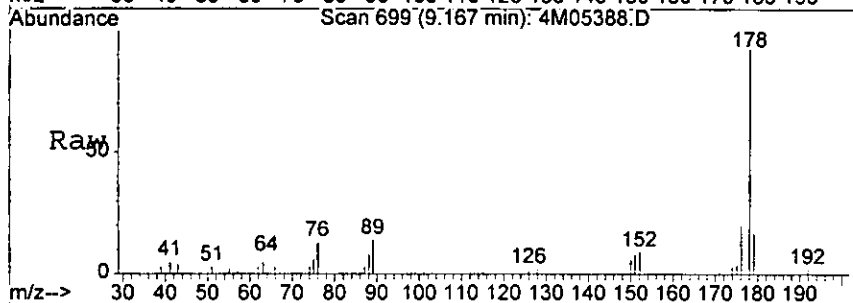


Handwritten signature

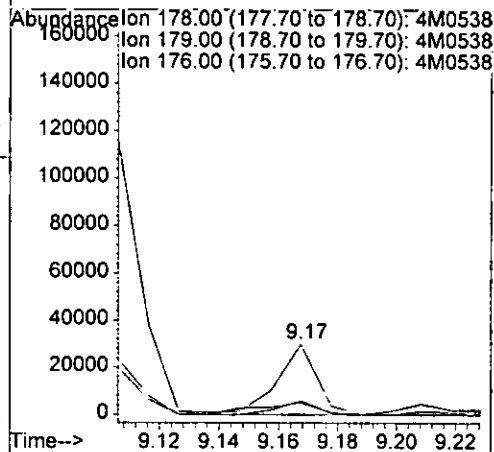
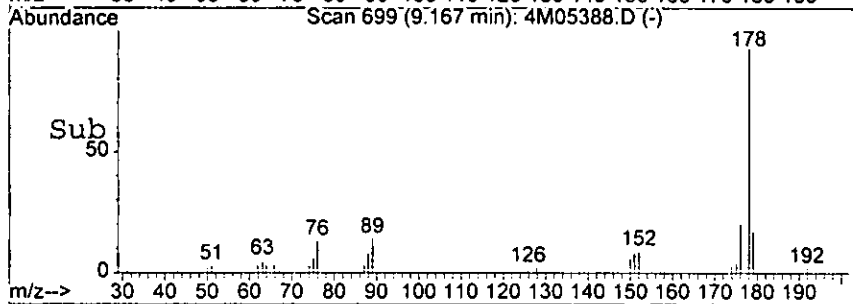


#68
Anthracene
Concen: 14.56 ng
RT: 9.17 min Scan# 699
Delta R.T. -0.05 min
Lab File: 4M05388.D
Acq: 5 Aug 2005 9:30

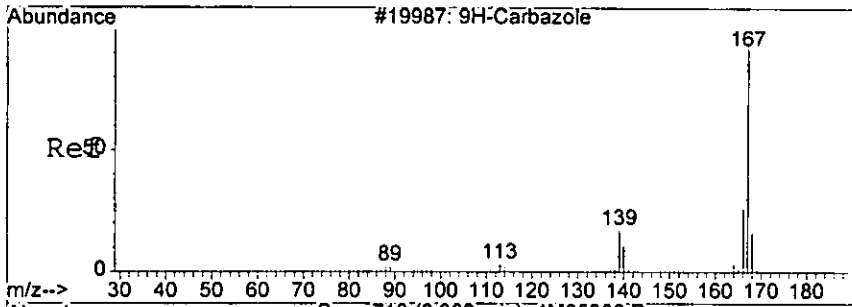
Tgt Ion	178	179	176
Resp:	27596		
Ion Ratio	100	17.2	19.5
Lower		0.0	0.0
Upper		56.6	60.2



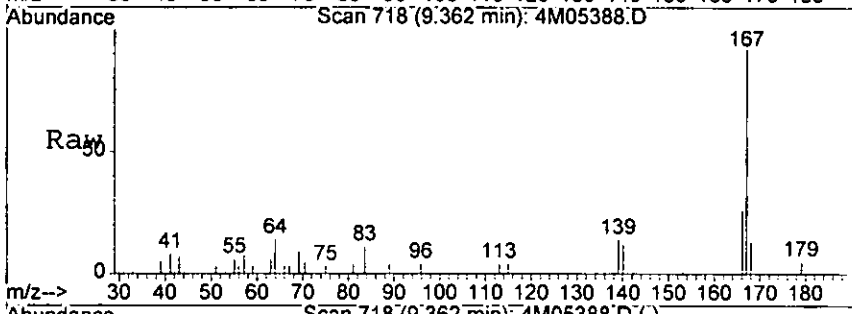
Abundance Ion 178.00 (177.70 to 178.70): 4M0538
Ion 179.00 (178.70 to 179.70): 4M0538
Ion 176.00 (175.70 to 176.70): 4M0538



Handwritten signature

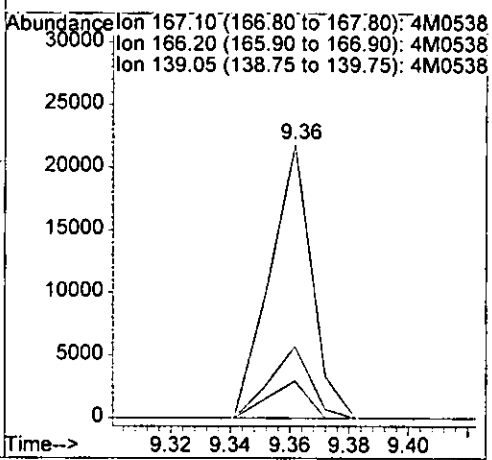
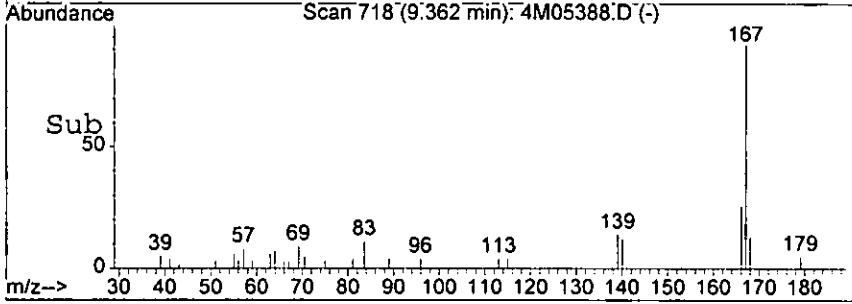


#69
Carbazole
Concen: 12.23 ng
RT: 9.36 min Scan# 718
Delta R.T. -0.05 min
Lab File: 4M05388.D
Acq: 5 Aug 2005 9:30



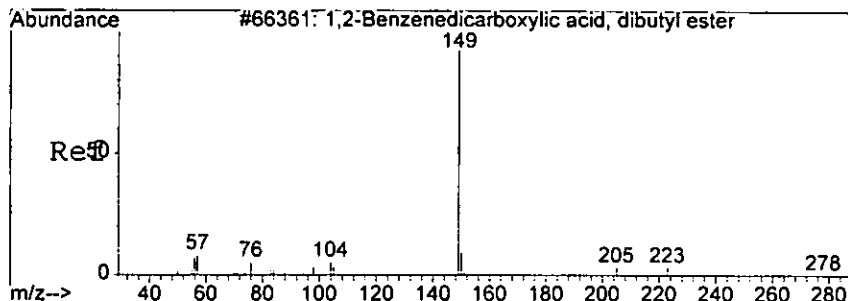
Tgt Ion: 167 Resp: 21284

Ion	Ratio	Lower	Upper
167	100		
166	26.2	4.9	44.9
139	13.5	0.0	33.9



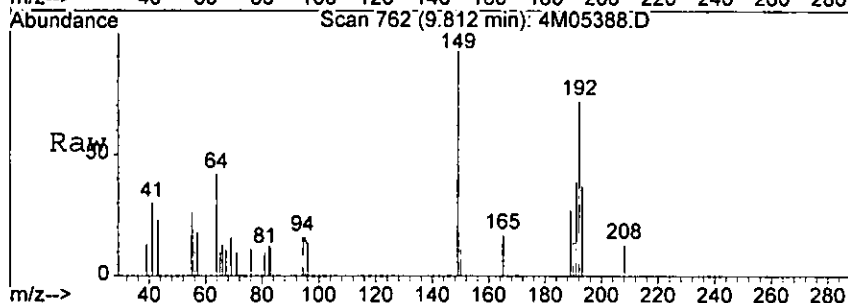
Handwritten signature

0195

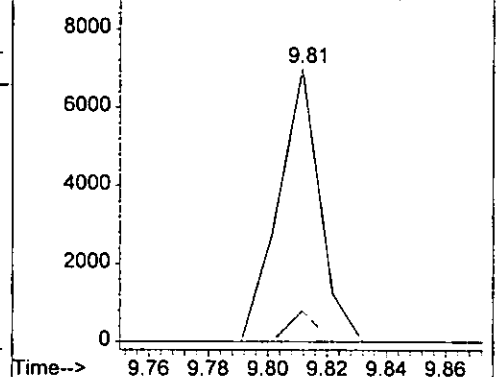
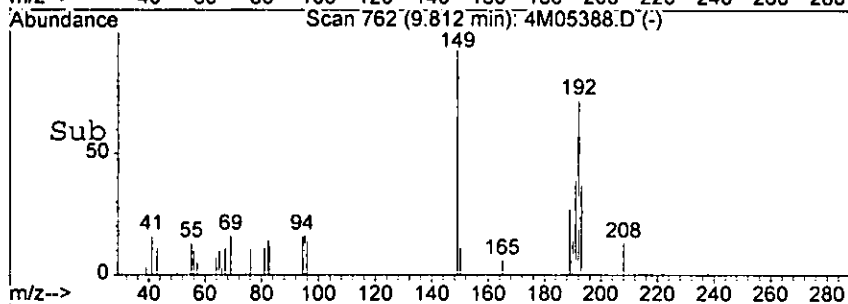


#70
 Di-n-butylphthalate
 Concen: 2.65 ng
 RT: 9.81 min Scan# 762
 Delta R.T. -0.05 min
 Lab File: 4M05388.D
 Acq: 5 Aug 2005 9:30

Tgt Ion	Ratio	Lower	Upper
149	100		
150	11.3	0.0	49.8
104	0.0	0.0	44.6

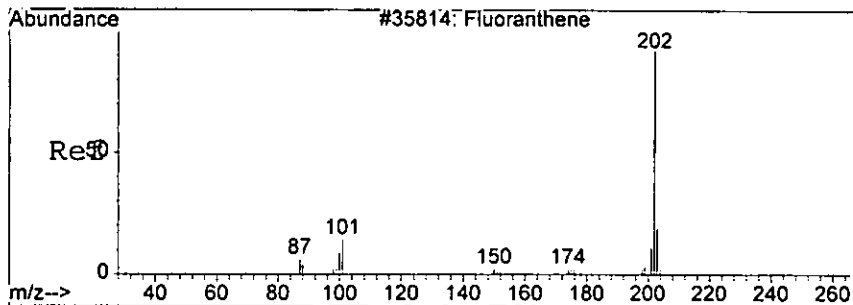


Abundance Ion 149.00 (148.70 to 149.70): 4M0538
 Ion 150.00 (149.70 to 150.70): 4M0538
 Ion 104.00 (103.70 to 104.70): 4M0538



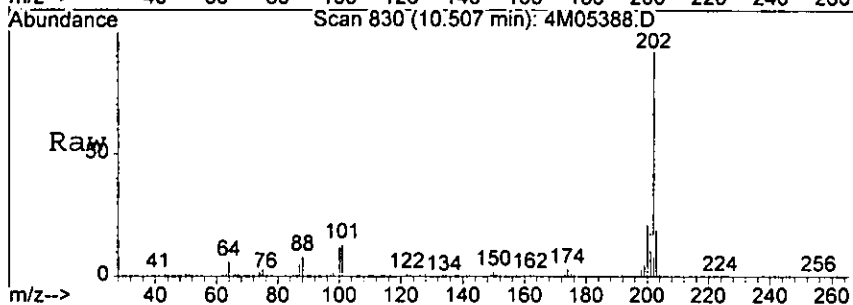
Handwritten signature

0518

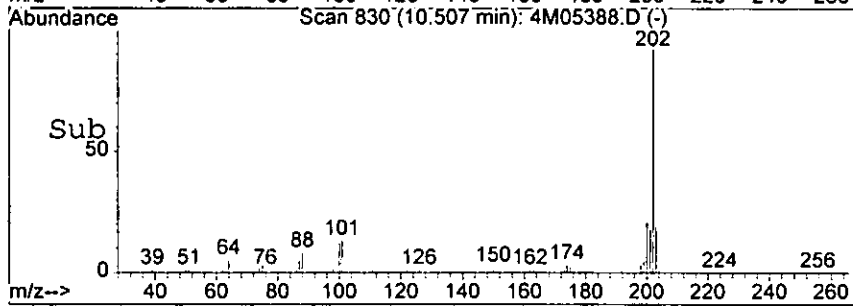
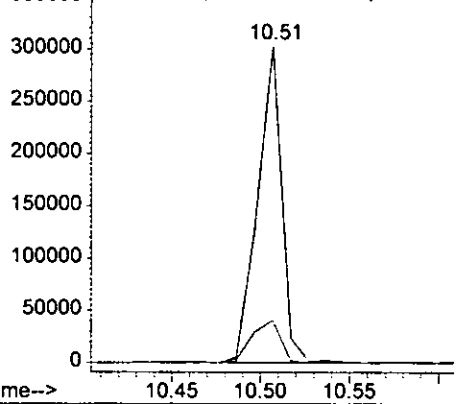


#71
Fluoranthene
Concen: 146.73 ng
RT: 10.51 min Scan# 830
Delta R.T. -0.04 min
Lab File: 4M05388.D
Acq: 5 Aug 2005 9:30

Tgt Ion: 202 Resp: 284985
Ion Ratio Lower Upper
202 100
101 13.4 0.0 58.3

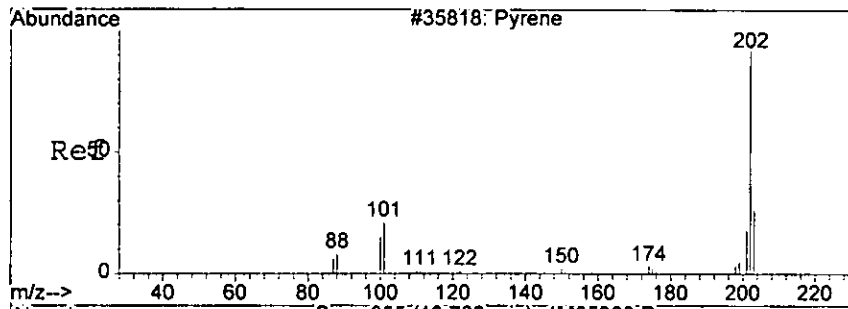


Abundance Ion 202.00 (201.70 to 202.70): 4M0538
350000 Ion 101.00 (100.70 to 101.70): 4M0538

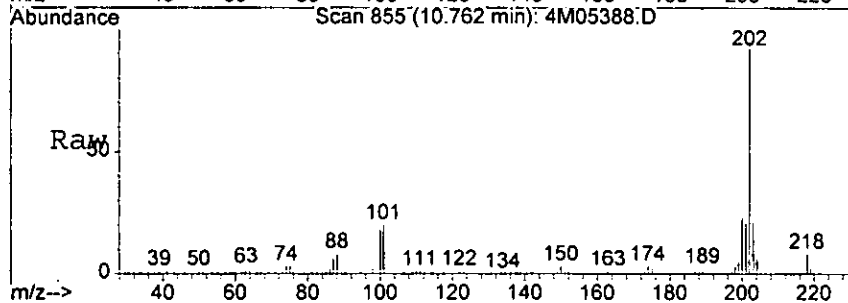


hand

05/19

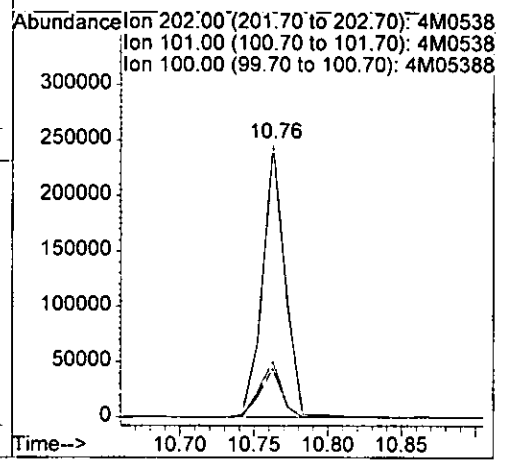
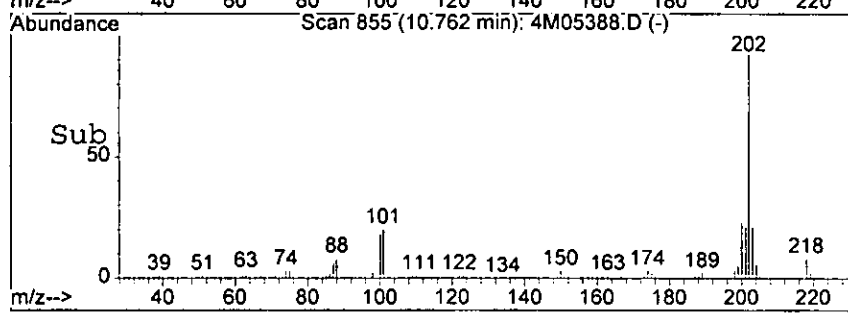


#73
 Pyrene
 Concen: 131.50 ng
 RT: 10.76 min Scan# 855
 Delta R.T. -0.05 min
 Lab File: 4M05388.D
 Acq: 5 Aug 2005 9:30

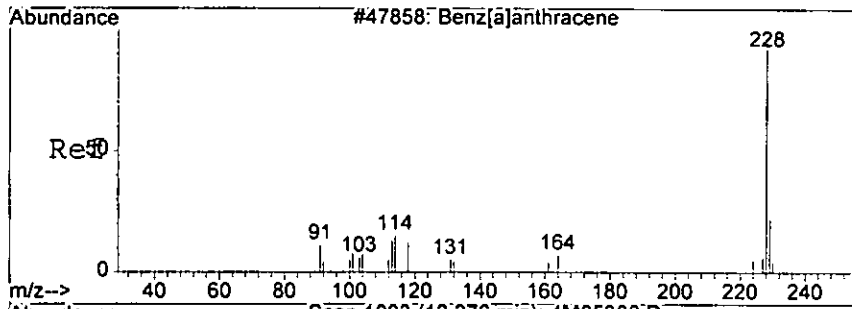


Tgt Ion: 202 Resp: 260367

Ion	Ratio	Lower	Upper
202	100		
101	20.5	0.0	62.7
100	17.8	0.0	60.5



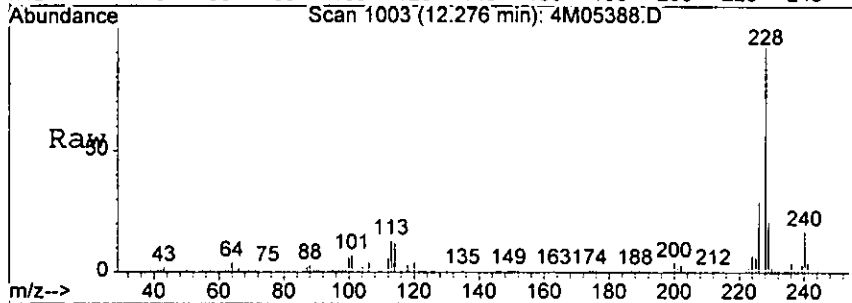
Handwritten signature



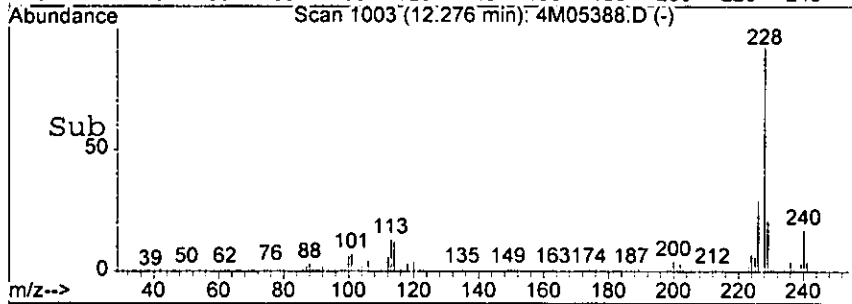
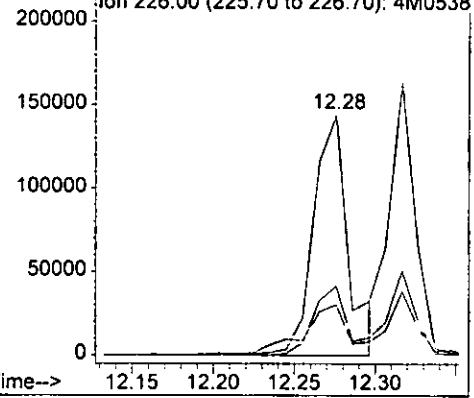
#78
 Benzo[a]anthracene
 Concen: 133.02 ng
 RT: 12.28 min Scan# 1003
 Delta R.T. -0.05 min
 Lab File: 4M05388.D
 Acq: 5 Aug 2005 9:30

0.05

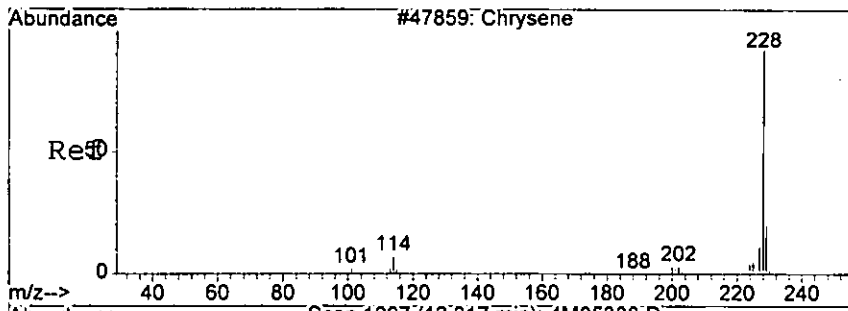
Tgt Ion	228	229	226	Resp	214934	Lower	Upper
Ion Ratio	100	21.1	28.7				
		0.0	0.0			60.5	69.0



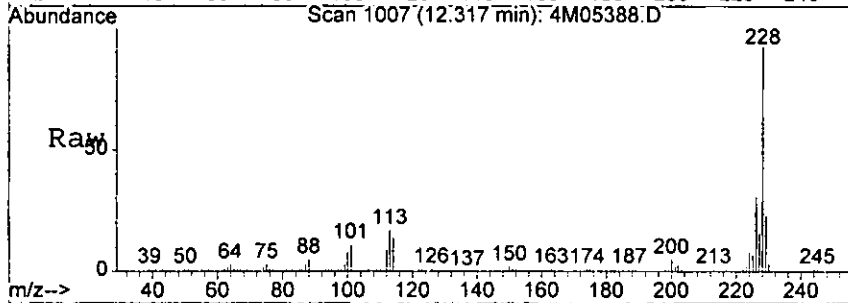
Abundance Ion 228.00 (227.70 to 228.70): 4M0538
 Ion 229.00 (228.70 to 229.70): 4M0538
 Ion 226.00 (225.70 to 226.70): 4M0538



h81r

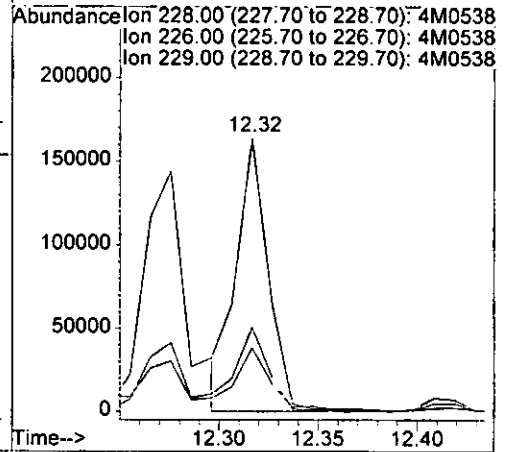
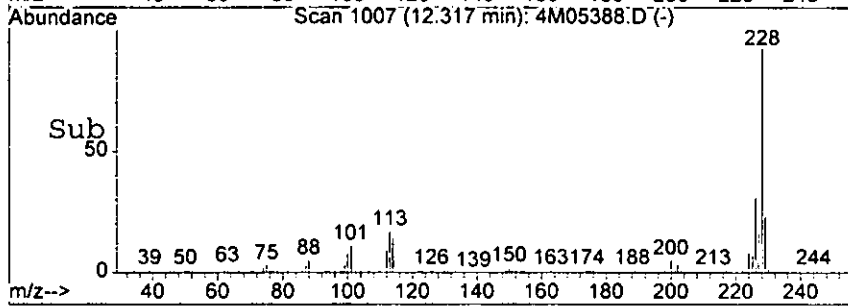


#79
 Chrysene
 Concen: 128.68 ng
 RT: 12.32 min Scan# 1007
 Delta R.T. -0.05 min
 Lab File: 4M05388.D
 Acq: 5 Aug 2005 9:30

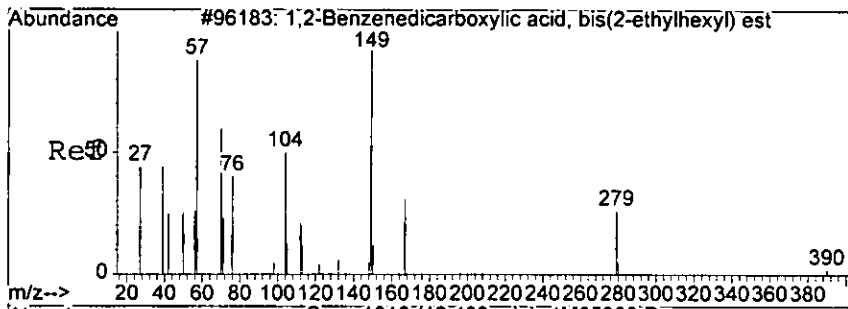


Tgt Ion: 228 Resp: 185723

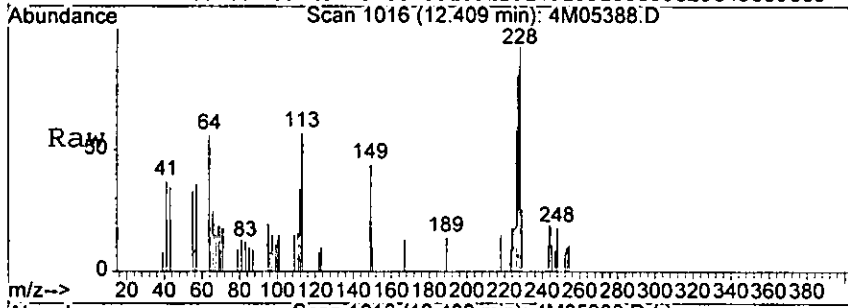
Ion	Ratio	Lower	Upper
228	100		
226	31.0	12.0	52.0
229	22.9	0.0	61.1



DMV

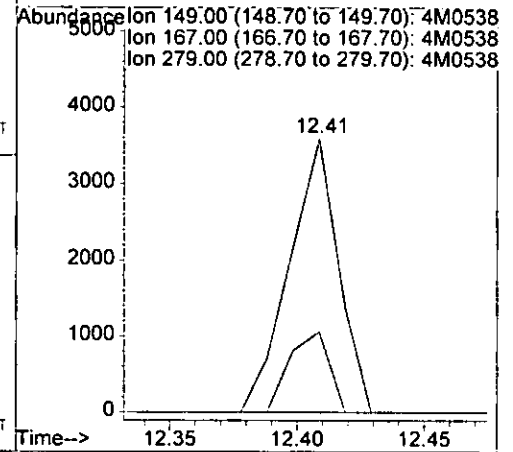
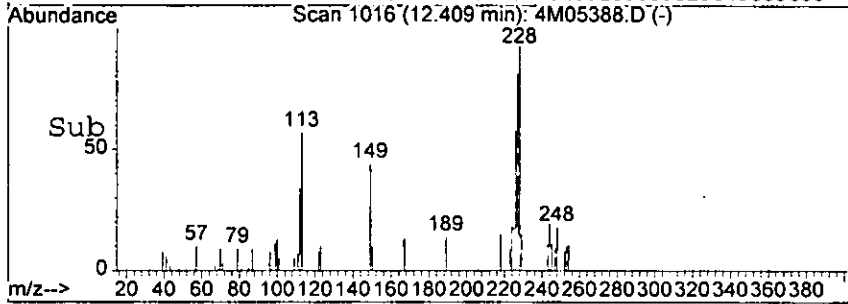


#80
 bis(2-Ethylhexyl)phthalate
 Concen: 3.83 ng
 RT: 12.41 min Scan# 1016
 Delta R.T. -0.05 min
 Lab File: 4M05388.D
 Acq: 5 Aug 2005 9:30



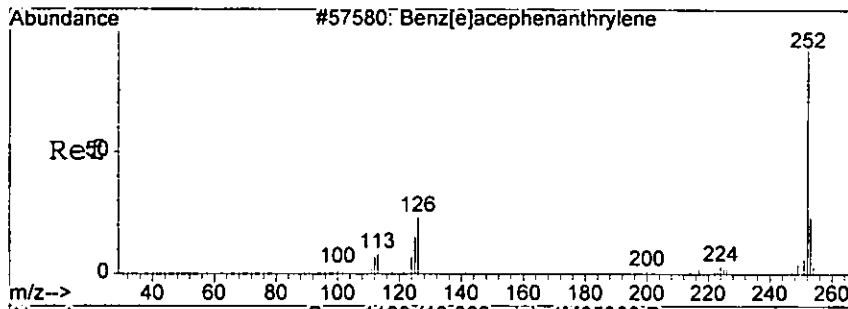
Tgt Ion: 149 Resp: 4806

Ion	Ratio	Lower	Upper
149	100		
167	29.6	0.0	53.9
279	0.0	0.0	43.5

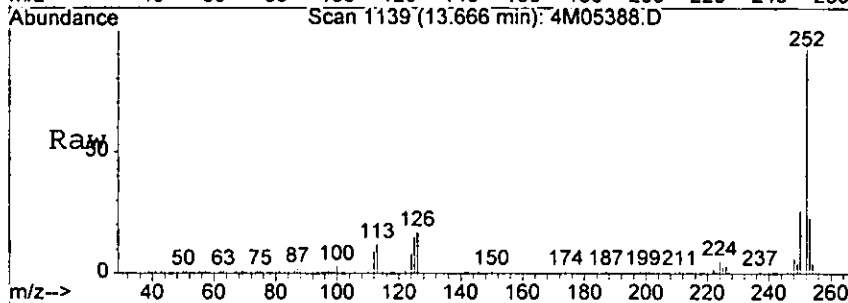


Handwritten signature

100

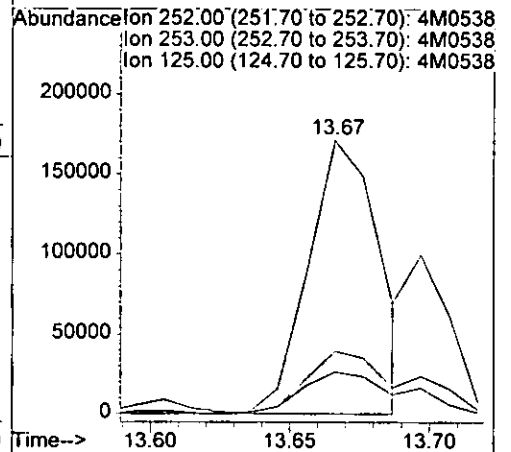
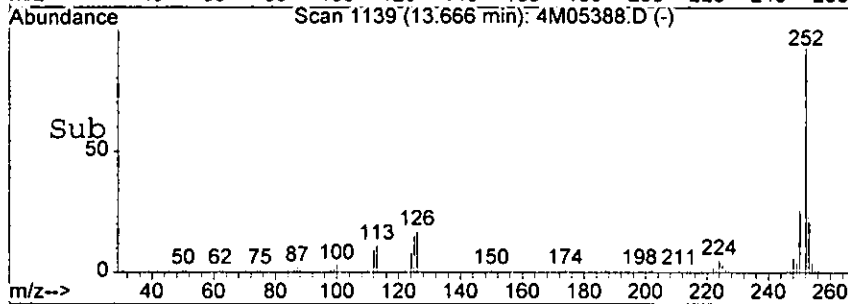


#83
 Benzo[b]fluoranthene
 Concen: 170.00 ng m
 RT: 13.67 min Scan# 1139
 Delta R.T. -0.05 min
 Lab File: 4M05388.D
 Acq: 5 Aug 2005 9:30



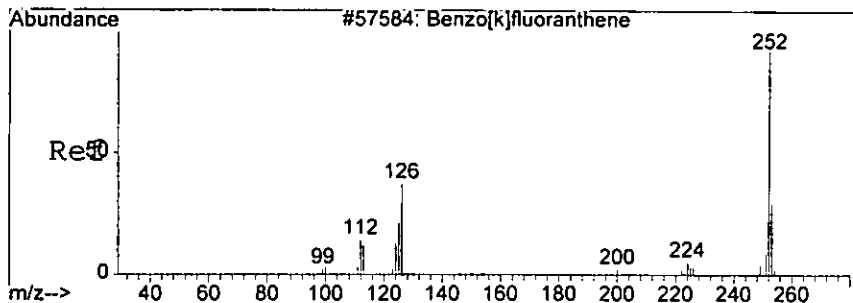
Tgt Ion: 252 Resp: 303123

Ion	Ratio	Lower	Upper
252	100		
253	23.1	0.0	63.3
125	15.4	0.0	57.6



Handwritten signature

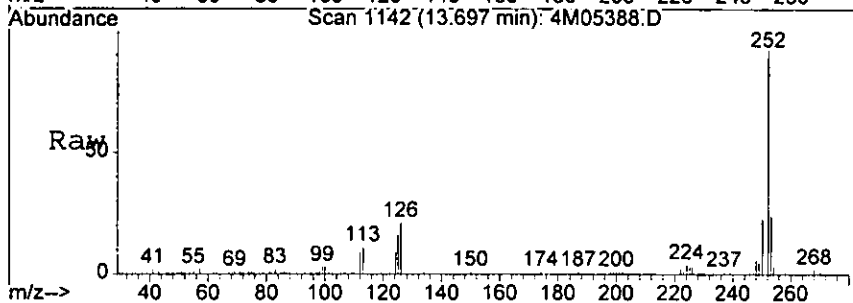
7255



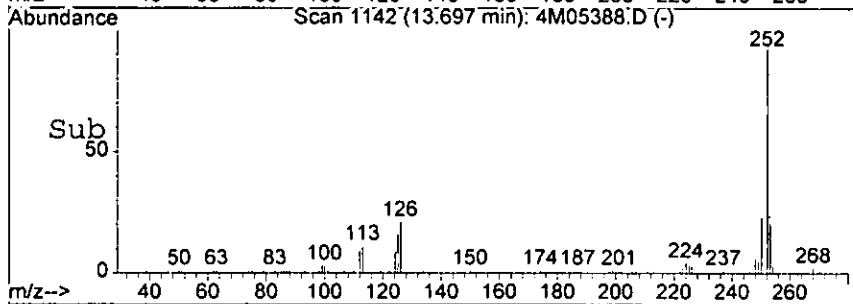
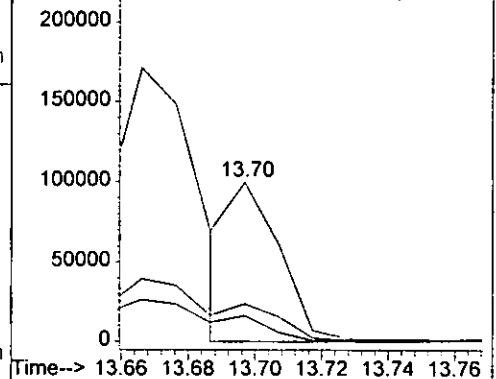
#84
 Benzo [k] fluoranthene
 Concen: 68.11 ng m
 RT: 13.70 min Scan# 1142
 Delta R.T. -0.05 min
 Lab File: 4M05388.D
 Acq: 5 Aug 2005 9:30

Tgt Ion: 252 Resp: 105171

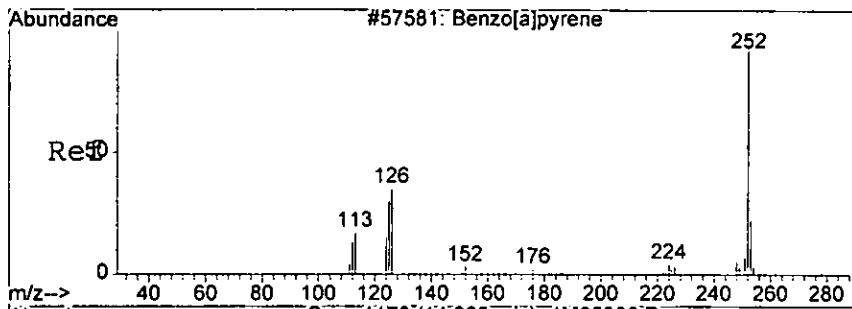
Ion	Ratio	Lower	Upper
252	100		
253	23.7	0.0	63.5
125	16.4	0.0	53.8



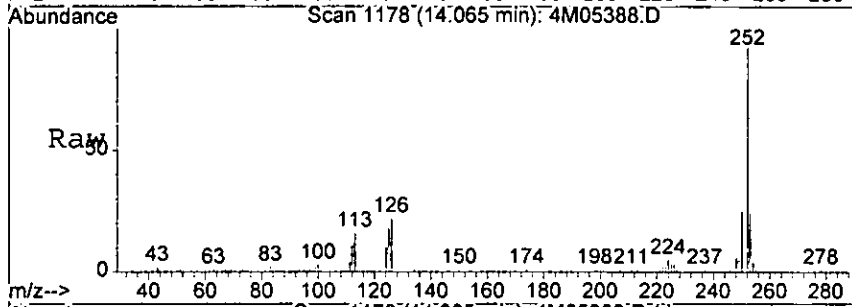
Abundance Ion 252.00 (251.70 to 252.70): 4M0538
 Ion 253.00 (252.70 to 253.70): 4M0538
 Ion 125.00 (124.70 to 125.70): 4M0538



Handwritten signature or initials

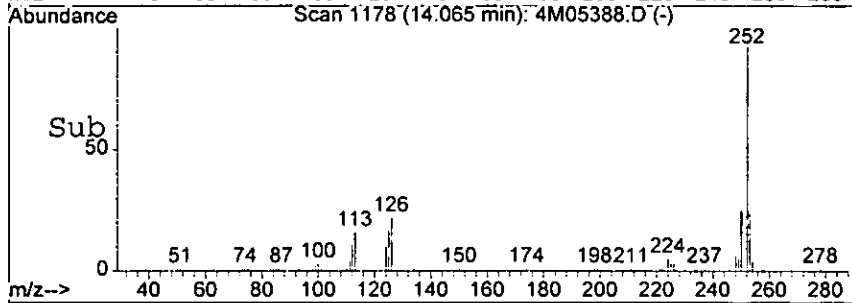


#85
 Benzo[a]pyrene
 Concen: 149.32 ng
 RT: 14.06 min Scan# 1178
 Delta R.T. -0.05 min
 Lab File: 4M05388.D
 Acq: 5 Aug 2005 9:30

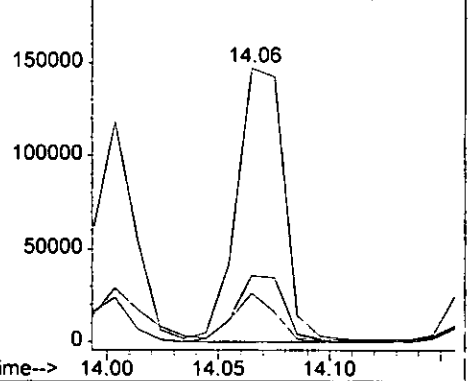


Tgt Ion: 252 Resp: 218860

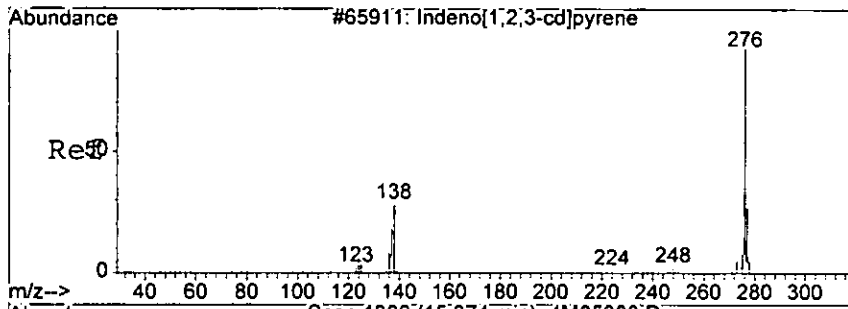
Ion	Ratio	Lower	Upper
252	100		
253	24.5	0.0	62.9
125	18.0	0.0	57.6



Abundance Ion 252.00 (251.70 to 252.70): 4M0538
 200000 Ion 253.00 (252.70 to 253.70): 4M0538
 Ion 125.00 (124.70 to 125.70): 4M0538

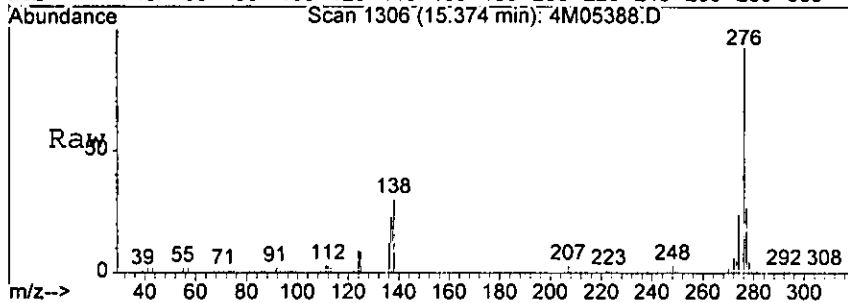


Handwritten signature

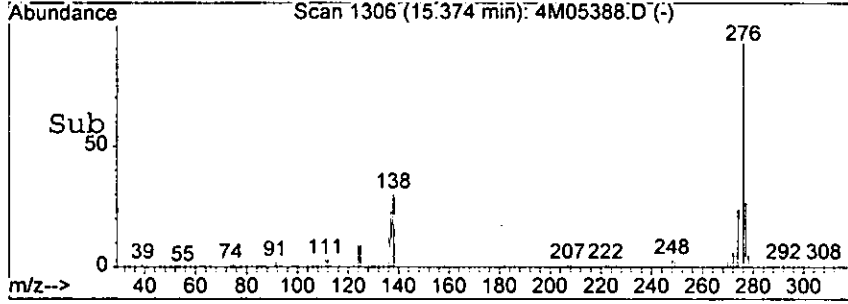
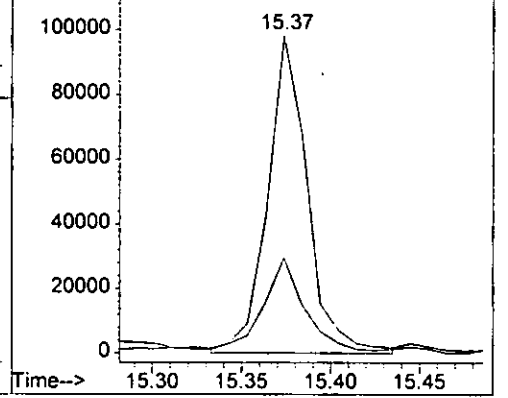


#86
 Indeno[1,2,3-cd]pyrene
 Concen: 115.04 ng
 RT: 15.37 min Scan# 1306
 Delta R.T. -0.05 min
 Lab File: 4M05388.D
 Acq: 5 Aug 2005 9:30

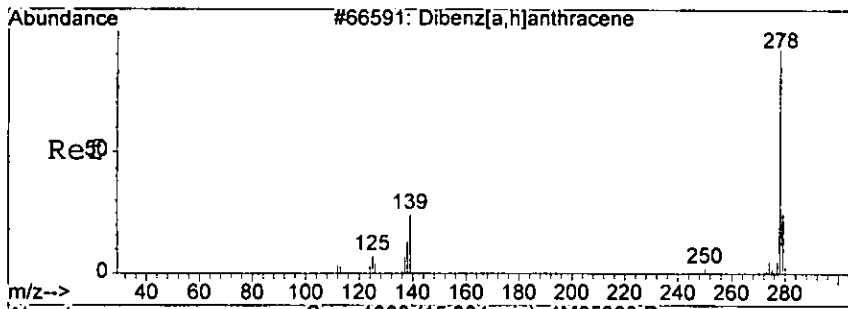
Tgt Ion:	276	Resp:	152947
Ion Ratio	Lower	Upper	
276	100		
138	29.4	0.0	73.4



Abundance Ion 276.00 (275.70 to 276.70): 4M0538
 Ion 138.00 (137.70 to 138.70): 4M0538

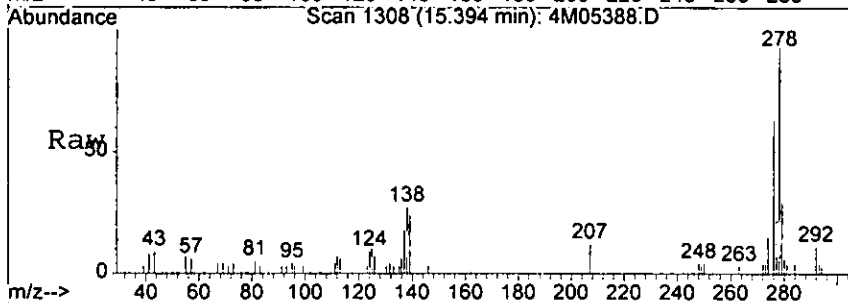


Handwritten signature/initials

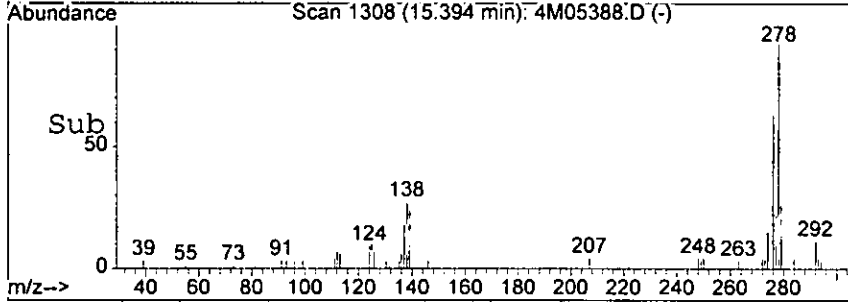
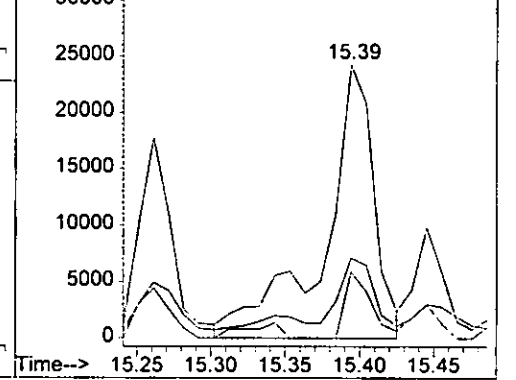


#87
 Dibenzo[a,h]anthracene
 Concen: 52.13 ng
 RT: 15.39 min Scan# 1308
 Delta R.T. -0.06 min
 Lab File: 4M05388.D
 Acq: 5 Aug 2005 9:30

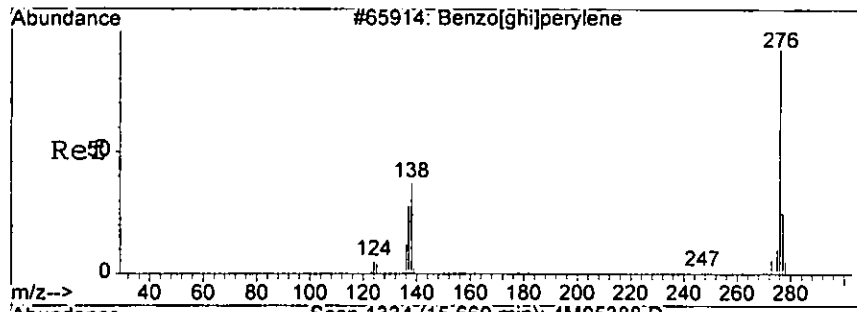
Tgt Ion	Resp	Lower	Upper
278	56757		
139	25.5	0.0	63.8
279	27.5	0.0	64.0



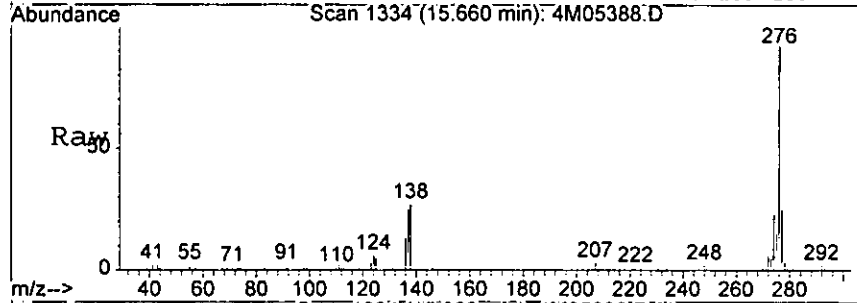
Abundance Ion 278.00 (277.70 to 278.70): 4M0538
 Ion 139.00 (138.70 to 139.70): 4M0538
 Ion 279.00 (278.70 to 279.70): 4M0538



Handwritten signature

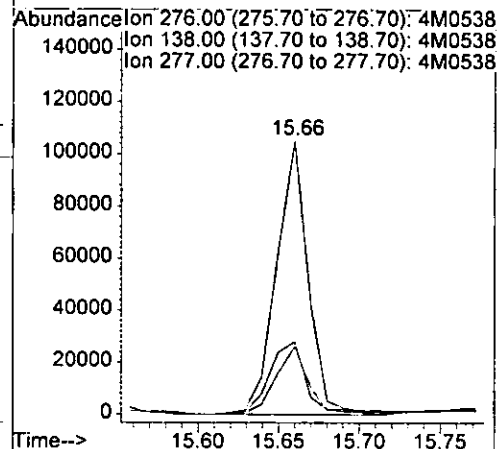
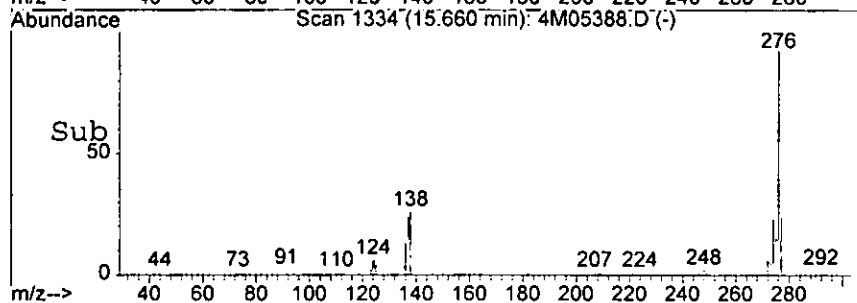


#88
 Benzo[g,h,i]perylene
 Concen: 137.29 ng
 RT: 15.66 min Scan# 1334
 Delta R.T. -0.05 min
 Lab File: 4M05388.D
 Acq: 5 Aug 2005 9:30



Tgt Ion: 276 Resp: 145690

Ion	Ratio	Lower	Upper
276	100		
138	26.6	0.0	74.1
277	24.8	0.0	65.0



Handwritten signature

Form1

ORGANICS SEMIVOLATILE REPORT

Sample Number: AC18807-010
 Client Id: PCSB-240(4.0)
 Data File: 5M09802.D
 Analysis Date: 08/05/05 15:08
 Date Rec/Extracted: 07/28/05-08/04/05

Matrix: Soil
 Initial Vol: 30g
 Final Vol: 1ml
 Dilution: 1
 Solids: 75

Units: mg/Kg

Cas #	Compound	RL	Conc	Cas #	Compound	RL	Conc
120-82-1	1,2,4-Trichlorobenzene	0.0078	U	205-99-2	Benzo[b]fluoranthene	0.012	5.6
95-50-1	1,2-Dichlorobenzene	0.018	U	191-24-2	Benzo[g,h,i]perylene	0.0064	3.2
122-66-7	1,2-Diphenylhydrazine	0.015	U	207-08-9	Benzo[k]fluoranthene	0.016	2.2
541-73-1	1,3-Dichlorobenzene	0.013	U	111-91-1	bis(2-Chloroethoxy)methan	0.010	U
106-46-7	1,4-Dichlorobenzene	0.0078	U	111-44-4	bis(2-Chloroethyl)ether	0.020	U
95-95-4	2,4,5-Trichlorophenol	0.069	U	108-60-1	bis(2-chloroisopropyl)ether	0.0092	U
88-06-2	2,4,6-Trichlorophenol	0.033	U	117-81-7	bis(2-Ethylhexyl)phthalat	0.028	0.10
120-83-2	2,4-Dichlorophenol	0.059	U	85-68-7	Butylbenzylphthalate	0.012	U
105-67-9	2,4-Dimethylphenol	0.038	U	86-74-8	Carbazole	0.0085	0.34
51-28-5	2,4-Dinitrophenol	0.082	U	218-01-9	Chrysene	0.013	4.0
121-14-2	2,4-Dinitrotoluene	0.016	U	84-74-2	Di-n-butylphthalate	0.0090	U
606-20-2	2,6-Dinitrotoluene	0.020	U	117-84-0	Di-n-octylphthalate	0.015	U
91-58-7	2-Chloronaphthalene	0.0050	U	53-70-3	Dibenzo[a,h]anthracene	0.0081	0.22
95-57-8	2-Chlorophenol	0.082	U	132-64-9	Dibenzofuran	0.057	0.12
91-57-6	2-Methylnaphthalene	0.076	0.23	84-66-2	Diethylphthalate	0.010	U
95-48-7	2-Methylphenol	0.17	U	131-11-3	Dimethylphthalate	0.0077	U
88-74-4	2-Nitroaniline	0.058	U	206-44-0	Fluoranthene	0.0073	4.3
88-75-5	2-Nitrophenol	0.055	U	86-73-7	Fluorene	0.011	0.11
106-44-5	3&4-Methylphenol	0.16	U	118-74-1	Hexachlorobenzene	0.018	U
91-94-1	3,3'-Dichlorobenzidine	0.078	U	87-68-3	Hexachlorobutadiene	0.011	U
99-09-2	3-Nitroaniline	0.11	U	77-47-4	Hexachlorocyclopentadiene	0.12	U
534-52-1	4,6-Dinitro-2-methylphenol	0.085	U	67-72-1	Hexachloroethane	0.015	U
101-55-3	4-Bromophenyl-phenylether	0.018	U	193-39-5	Indeno[1,2,3-cd]pyrene	0.0075	2.7
59-50-7	4-Chloro-3-methylphenol	0.089	U	78-59-1	Isophorone	0.24	U
106-47-8	4-Chloroaniline	0.30	U	621-64-7	N-Nitroso-di-n-propylamine	0.014	U
7005-72-3	4-Chlorophenyl-phenylether	0.013	U	62-75-9	N-Nitrosodimethylamine	0.49	U
100-01-6	4-Nitroaniline	0.066	U	86-30-6	n-Nitrosodiphenylamine	0.012	U
100-02-7	4-Nitrophenol	0.063	U	91-20-3	Naphthalene	0.0043	0.34
83-32-9	Acenaphthene	0.0073	0.16	98-95-3	Nitrobenzene	0.012	U
208-96-8	Acenaphthylene	0.0067	U	87-86-5	Pentachlorophenol	0.043	U
120-12-7	Anthracene	0.0088	0.36	85-01-8	Phenanthrene	0.0099	1.7
92-87-5	Benzdine	0.46	U	108-95-2	Phenol	0.073	U
56-55-3	Benzo[a]anthracene	0.0062	3.4	129-00-0	Pyrene	0.010	4.1
50-32-8	Benzo[a]pyrene	0.0074	4.5				

Worksheet #: 18122

Total Target Concentration 37.68

U - Indicates the compound was analyzed but not detected.
 B - Indicates the analyte was found in the blank as well as in the sample.
 E - Indicates the analyte concentration exceeds the calibration range of the instrument.

R - Retention Time Out
 J - Indicates an estimated value when a compound is detected at less than the specified detection limit.

Data File : G:\GcMsData\2005\Gcms_5\Data\08-05-05\5M09802.D Vial: 25
 Acq On : 5 Aug 2005 15:08 Operator: AHD
 Sample : AC18807-010 Inst : GCMS_5
 Misc : S,BNA Multiplr: 1.00
 MS Integration Params: RTEINT.P
 Quant Time: Aug 11 11:42 2005

Quant Results File: 5M_0722.RES

Quant Method : G:\GCMSDATA\2005\GCMS_5\METHODS\5M_0722.M (RTE Integrator)
 Title : @GCMS_5,mg,625,8270
 Last Update : Fri Jul 22 11:19:45 2005
 Response via : Initial Calibration
 DataAcq Meth : 5M_RUN5

Internal Standards	R.T.	QIon	Response	Conc	Units	Dev (Min)
1) 1,4-Dichlorobenzene-d4	5.10	152	13559	40.00	ng	-0.15
20) Naphthalene-d8	6.14	136	57669	40.00	ng	-0.14
36) Acenaphthene-d10	7.47	164	36408	40.00	ng	-0.16
61) Phenanthrene-d10	8.84	188	63412	40.00	ng	-0.19
77) Chrysene-d12	11.82	240	50206	40.00	ng	-0.21
88) Perylene-d12	13.41	264	36894	40.00	ng	-0.21

System Monitoring Compounds

4) 2-Fluorophenol	3.78	112	68240	149.43	ng	-0.19
Spiked Amount	200.000		Recovery	=	74.72%	
8) Phenol-d5	4.80	99	94253	141.14	ng	-0.15
Spiked Amount	200.000		Recovery	=	70.57%	
21) Nitrobenzene-d5	5.58	128	17929	71.01	ng	-0.14
Spiked Amount	100.000		Recovery	=	71.01%	
41) 2-Fluorobiphenyl	6.95	172	83191	73.10	ng	-0.14
Spiked Amount	100.000		Recovery	=	73.10%	
64) 2,4,6-Tribromophenol	8.17	330	22474	165.60	ng	-0.18
Spiked Amount	200.000		Recovery	=	82.80%	
80) Terphenyl-d14	10.62	244	92512	78.00	ng	-0.19
Spiked Amount	100.000		Recovery	=	78.00%	

Target Compounds

Target Compounds	R.T.	QIon	Response	Conc	Units	Qvalue
30) Naphthalene	6.15	128	11396	7.54	ng	99
34) 2-Methylnaphthalene	6.67	142	5437	5.21	ng	94
50) Acenaphthene	7.50	153	3678	3.66	ng	99
53) Dibenzofuran	7.65	168	4109	2.81	ng	93
57) Fluorene	7.94	166	2901	2.46	ng	88
70) Phenanthrene	8.86	178	68623	37.52	ng	97
71) Anthracene	8.91	178	15231	8.19	ng	97
72) Carbazole	9.09	167	13152	7.75	ng	99
76) Fluoranthene	10.15	202	193912	97.26	ng	97
78) Pyrene	10.41	202	184294	91.65	ng	99
85) Benzo[a]anthracene	11.81	228	141808	76.82	ng	98
86) Chrysene	11.85	228	150994	89.18	ng	99
87) bis(2-Ethylhexyl)phthalate	11.94	149	2788	2.28	ng	97
90) Benzo[b]fluoranthene	13.02	252	182214m	125.09	ng	
91) Benzo[k]fluoranthene	13.04	252	72750m	49.34	ng	
92) Benzo[a]pyrene	13.35	252	138959	101.36	ng	96
93) Indeno[1,2,3-cd]pyrene	14.44	276	91487	61.60	ng	88
94) Dibenzo[a,h]anthracene	14.50	278	6125	4.97	ng	94
95) Benzo[g,h,i]perylene	14.71	276	90245	72.65	ng	93

(#) = qualifier out of range (m) = manual integration

11/8/11

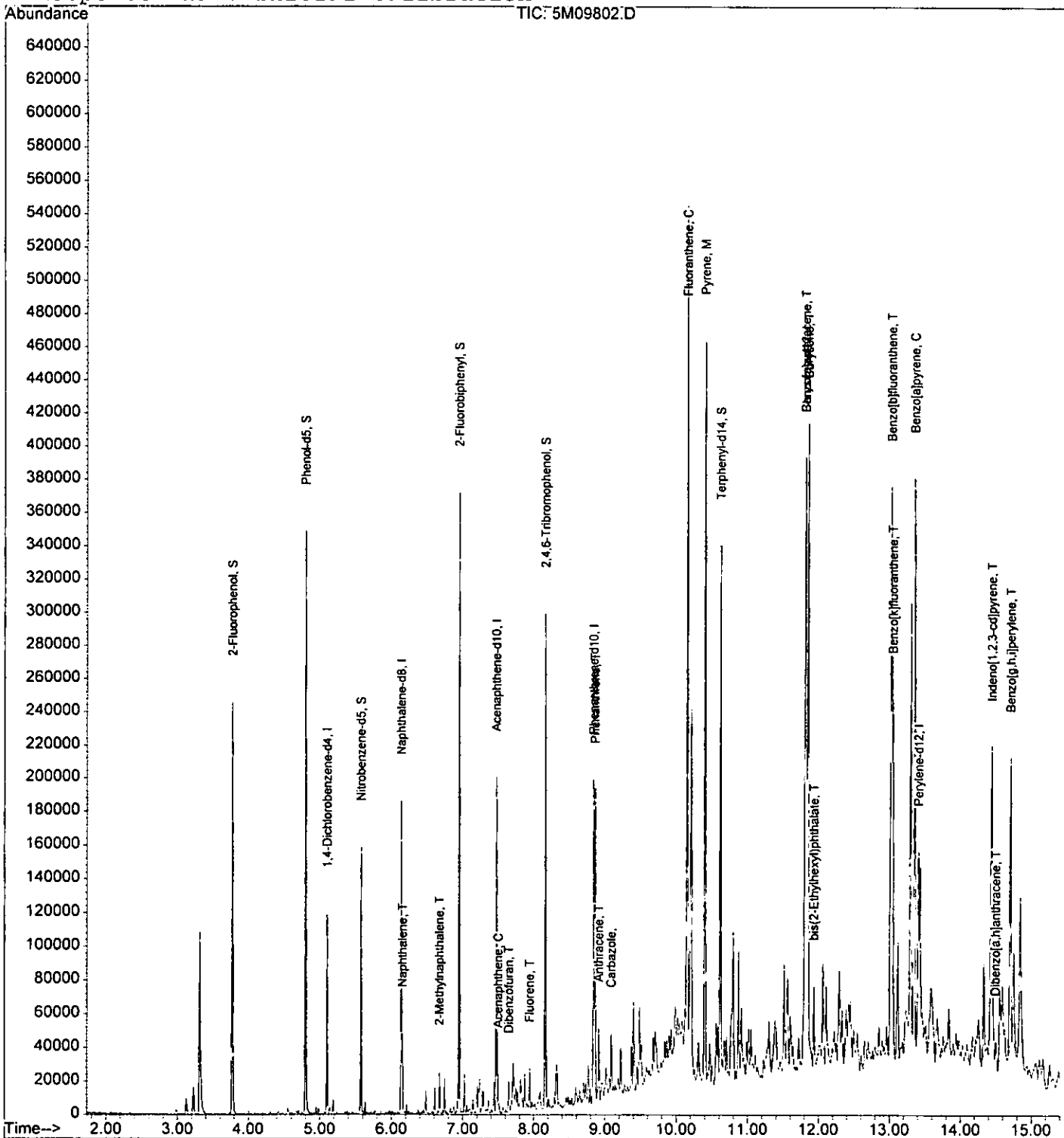
Quantitation Report

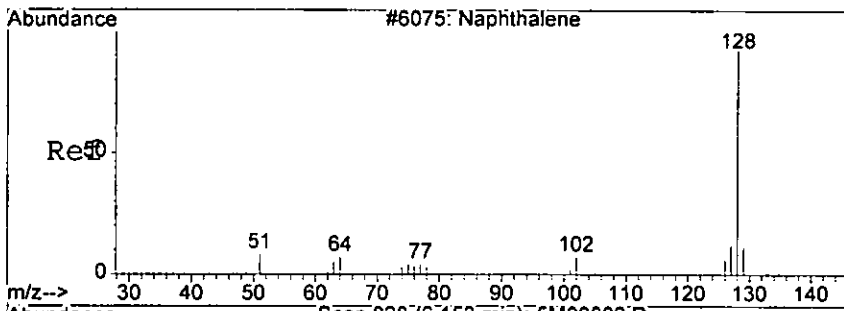
Data File : G:\GcMsData\2005\Gcms_5\Data\08-05-05\5M09802.D Vial: 25
Acq On : 5 Aug 2005 15:08 Operator: AHD
Sample : AC18807-010 Inst : GCMS_5
Misc : S,BNA Multiplr: 1.00
MS Integration Params: RTEINT.P
Quant Time: Aug 11 11:42 2005

5531

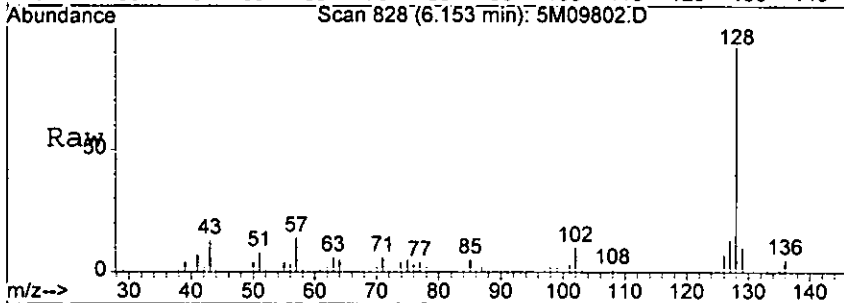
Quant Results File: 5M_0722.RES

Method : G:\GCMSDATA\2005\GCMS_5\METHODS\5M_0722.M (RTE Integrator)
Title : @GCMS_5,mg,625,8270
Last Update : Fri Jul 22 11:19:45 2005
Response via : Initial Calibration



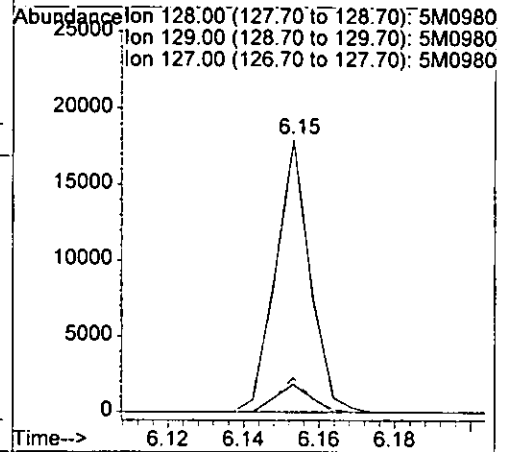
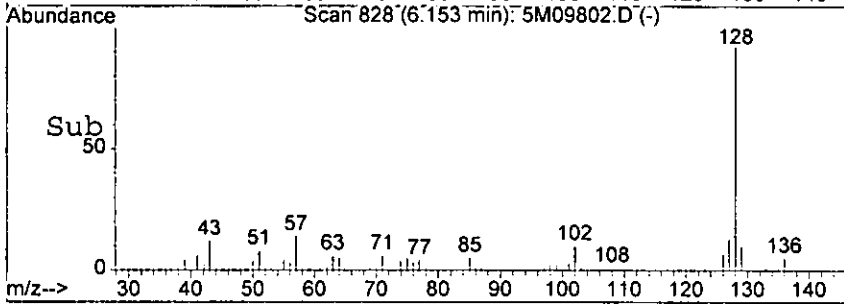


#30
 Naphthalene
 Concen: 7.54 ng
 RT: 6.15 min Scan# 828
 Delta R.T. -0.15 min
 Lab File: 5M09802.D
 Acq: 5 Aug 2005 15:08



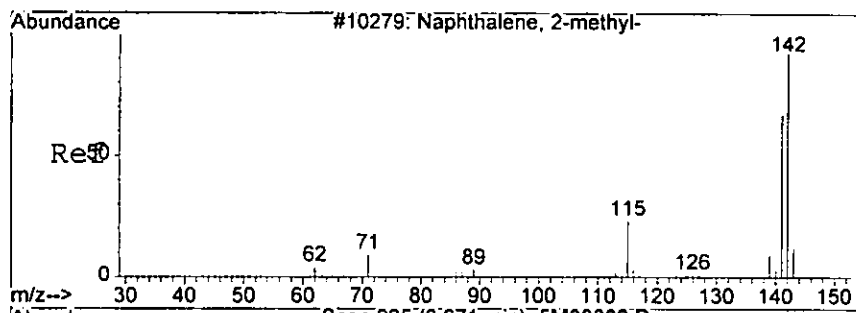
Tgt Ion: 128 Resp: 11396

Ion	Ratio	Lower	Upper
128	100		
129	10.2	0.0	50.9
127	12.6	0.0	52.6



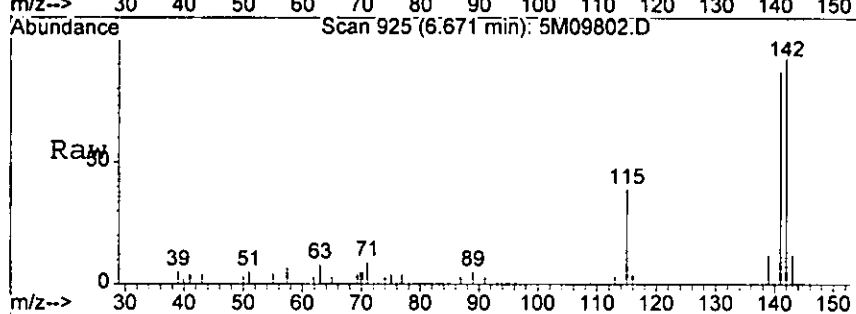
Handwritten signature

0003

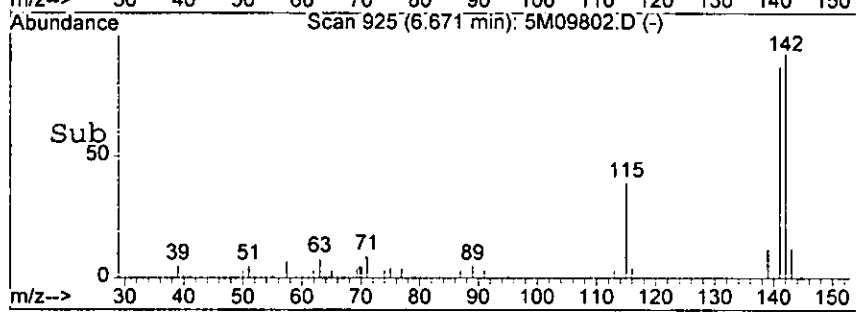
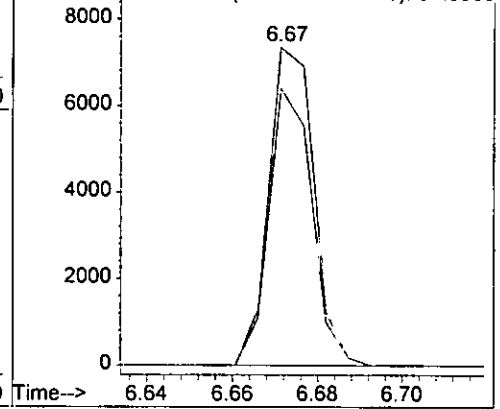


#34
2-Methylnaphthalene
Concen: 5.21 ng
RT: 6.67 min Scan# 925
Delta R.T. -0.14 min
Lab File: 5M09802.D
Acq: 5 Aug 2005 15:08

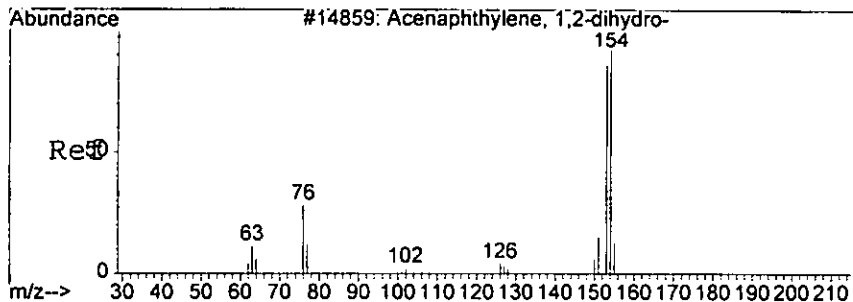
Tgt Ion: 142	Resp: 5437	
Ion Ratio	Lower	Upper
142	100	
141	87.2	42.0 122.0



Abundance Ion 142.00 (141.70 to 142.70): 5M0980
Ion 141.00 (140.70 to 141.70): 5M0980

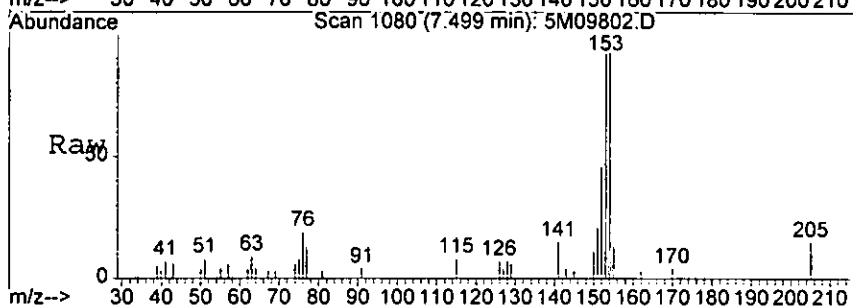


Handwritten signature

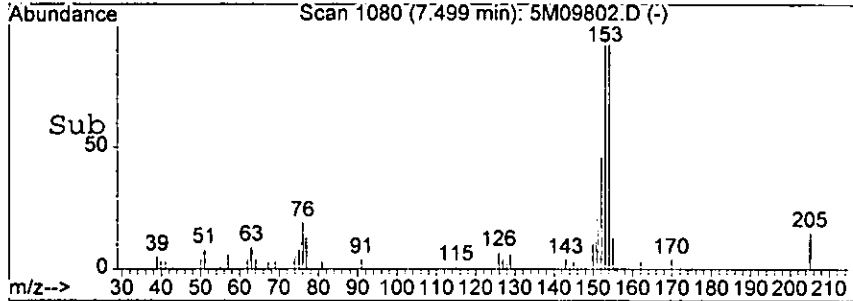
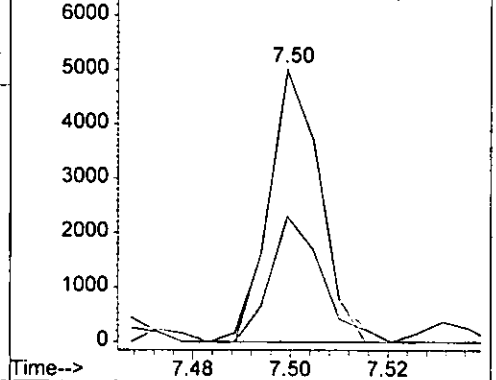


#50
Acenaphthene
Concen: 3.66 ng
RT: 7.50 min Scan# 1080
Delta R.T. -0.16 min
Lab File: 5M09802.D
Acq: 5 Aug 2005 15:08

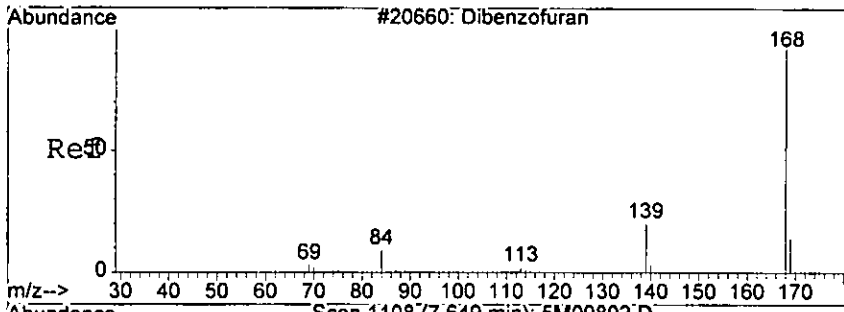
Tgt Ion	Resp	Lower	Upper
153	3678	100	
152	45.8	5.1	85.1
154	98.9	57.6	137.6



Abundance vs Time plot for three ion ranges:
Ion 153.00 (152.70 to 153.70): 5M0980
Ion 152.00 (151.70 to 152.70): 5M0980
Ion 154.00 (153.70 to 154.70): 5M0980



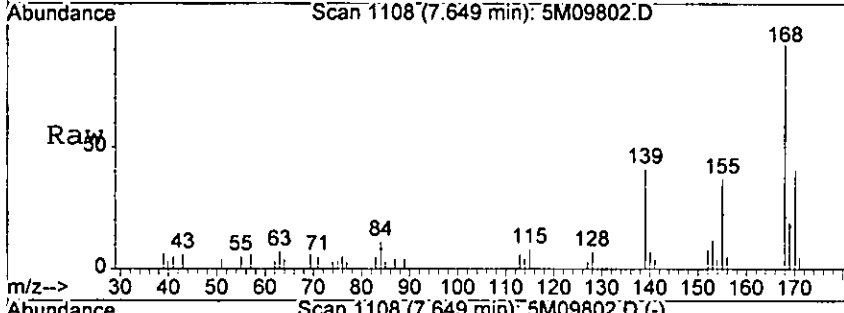
dmr



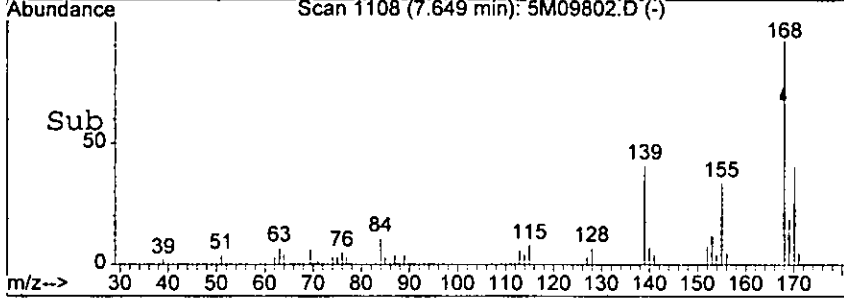
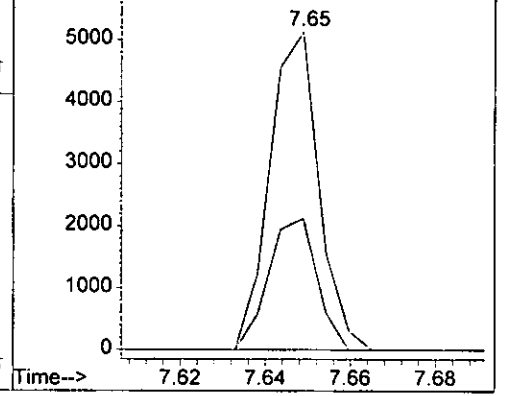
#53
 Dibenzofuran
 Concen: 2.81 ng
 RT: 7.65 min Scan# 1108
 Delta R.T. -0.16 min
 Lab File: 5M09802.D
 Acq: 5 Aug 2005 15:08

0.25

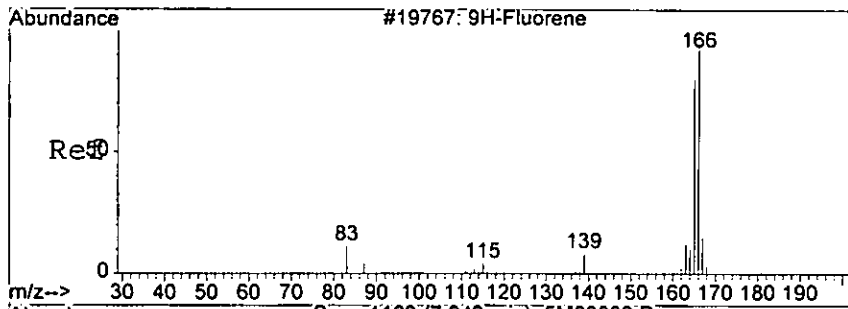
Tgt Ion: 168 Resp: 4109
 Ion Ratio Lower Upper
 168 100
 139 41.4 7.1 67.1



Abundance Ion 168.00 (167.70 to 168.70): 5M0980
 6000 Ion 139.00 (138.70 to 139.70): 5M0980



Handwritten signature

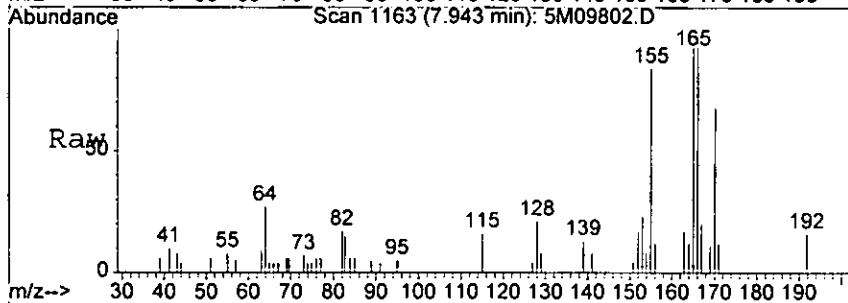


#57
 Fluorene
 Concen: 2.46 ng
 RT: 7.94 min Scan# 1163
 Delta R.T. -0.18 min
 Lab File: 5M09802.D
 Acq: 5 Aug 2005 15:08

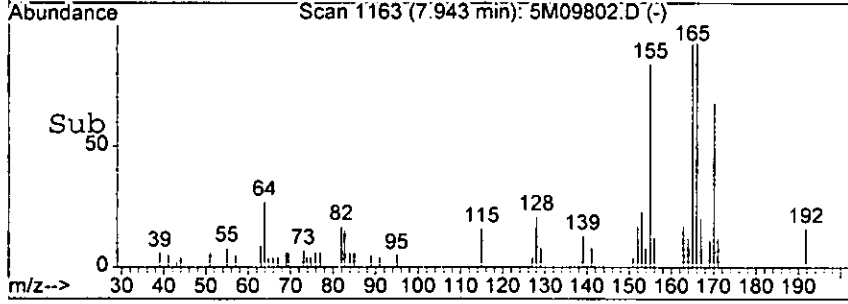
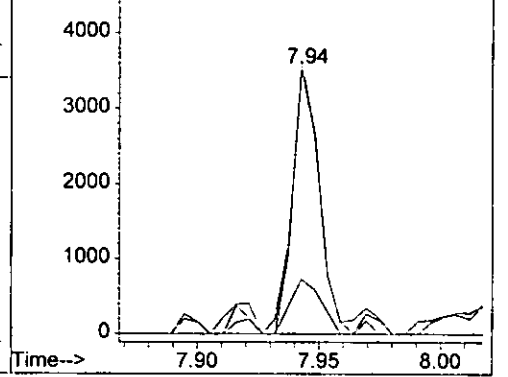
5050

Tgt Ion: 166 Resp: 2901

Ion	Ratio	Lower	Upper
166	100		
165	103.2	52.1	132.1
167	20.7	0.0	53.7

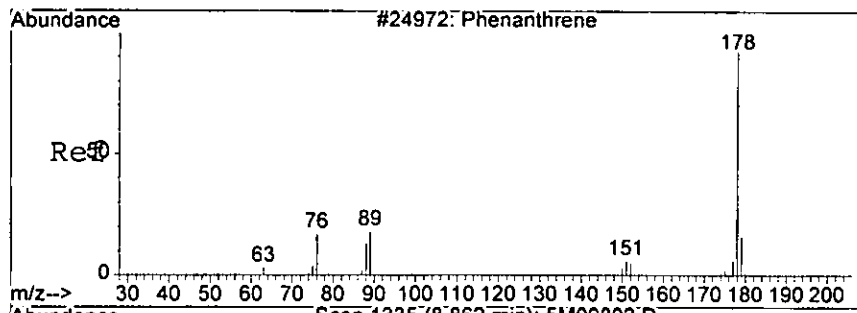


Abundance on 166.00 (165.70 to 166.70): 5M0980
 Ion 165.00 (164.70 to 165.70): 5M0980
 Ion 167.00 (166.70 to 167.70): 5M0980



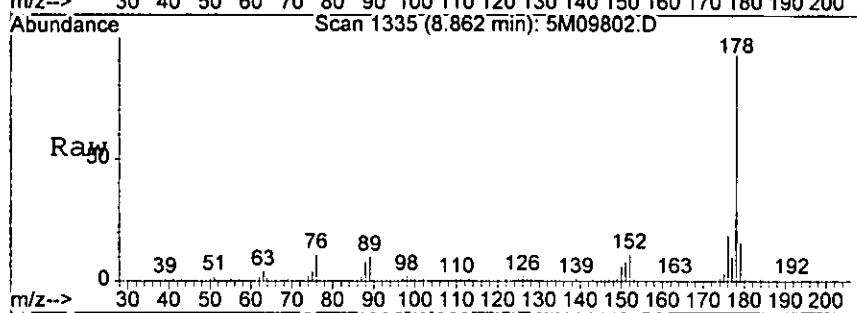
Handwritten signature

9517

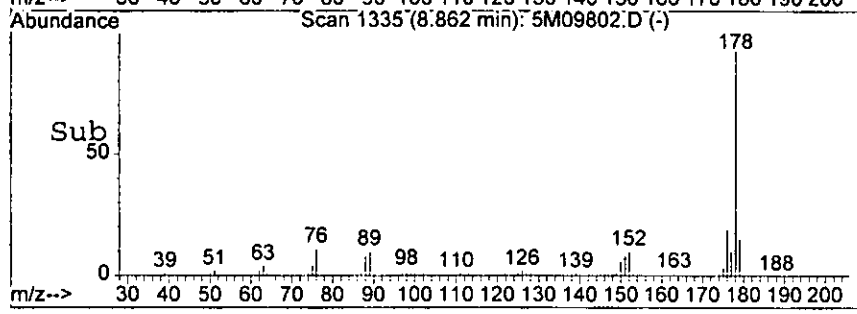
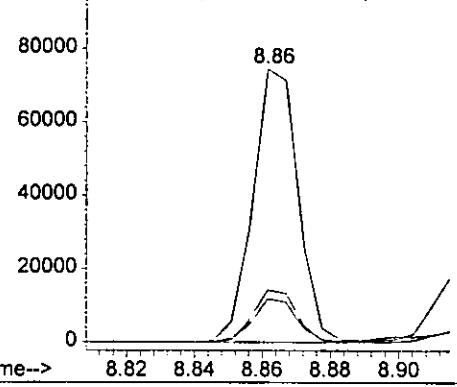


#70
 Phenanthrene
 Concen: 37.52 ng
 RT: 8.86 min Scan# 1335
 Delta R.T. -0.19 min
 Lab File: 5M09802.D
 Acq: 5 Aug 2005 15:08

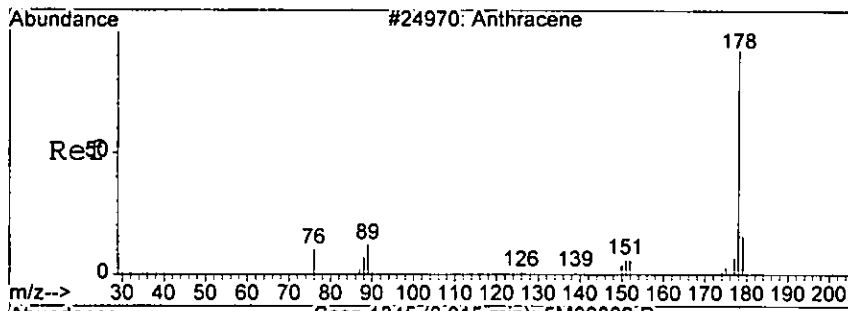
Tgt Ion	Resp	Lower	Upper
178	68623	100	100
179	15.8	0.0	54.9
176	19.0	0.0	57.7



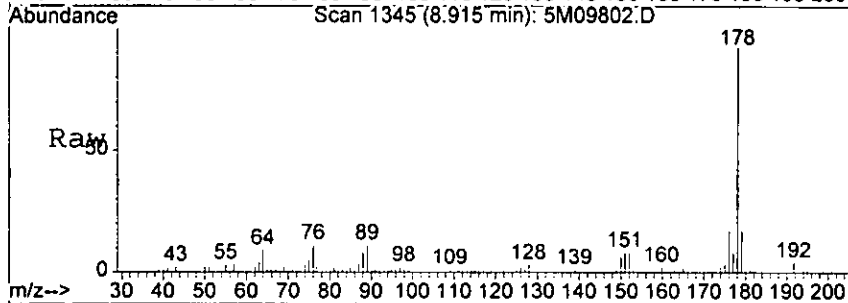
Abundance Ion 178.00 (177.70 to 178.70): 5M0980
 100000 Ion 179.00 (178.70 to 179.70): 5M0980
 Ion 176.00 (175.70 to 176.70): 5M0980



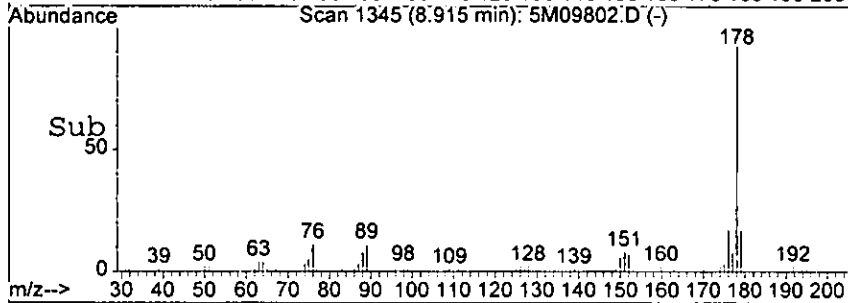
Handwritten signature



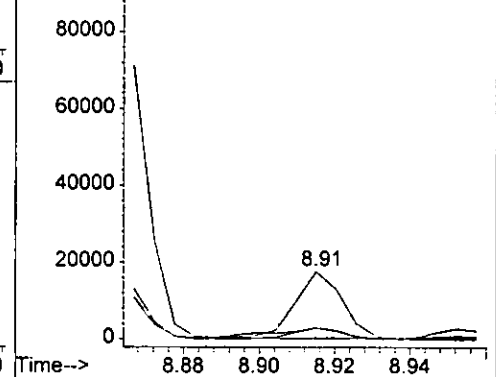
#71
 Anthracene
 Concen: 8.19 ng
 RT: 8.91 min Scan# 1345
 Delta R.T. -0.19 min
 Lab File: 5M09802.D
 Acq: 5 Aug 2005 15:08



Tgt Ion	Resp	Lower	Upper
178	15231		
179	17.2	0.0	54.3
176	17.5	0.0	57.7

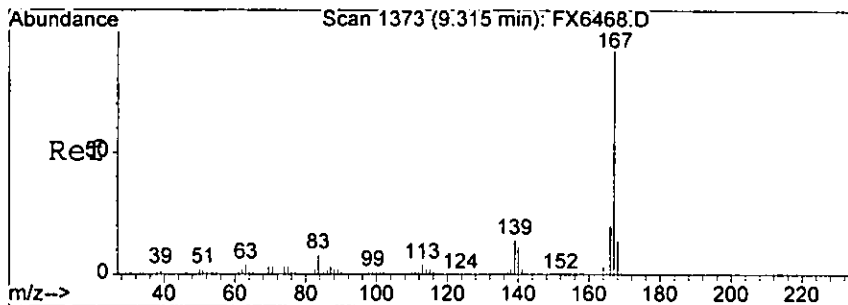


Abundance Ion 178.00 (177.70 to 178.70): 5M0980
 Ion 179.00 (178.70 to 179.70): 5M0980
 Ion 176.00 (175.70 to 176.70): 5M0980

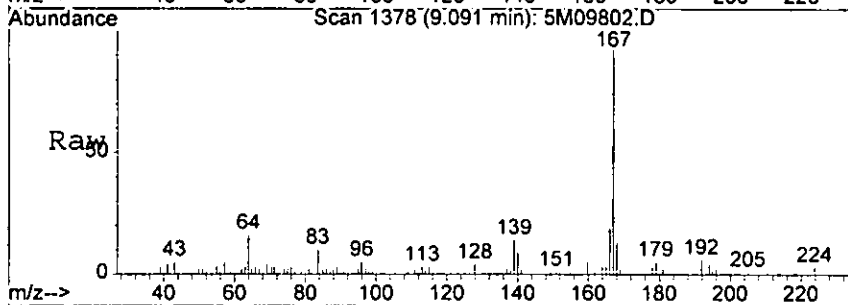


Handwritten signature

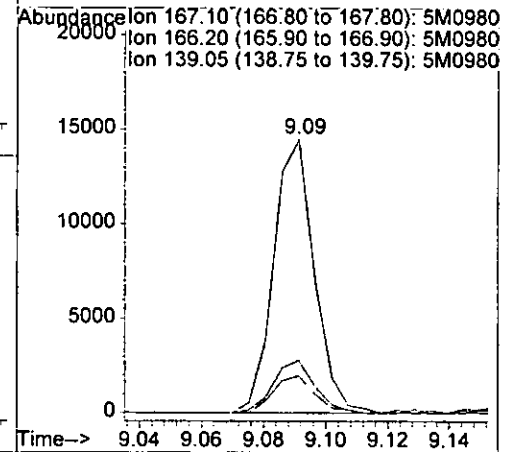
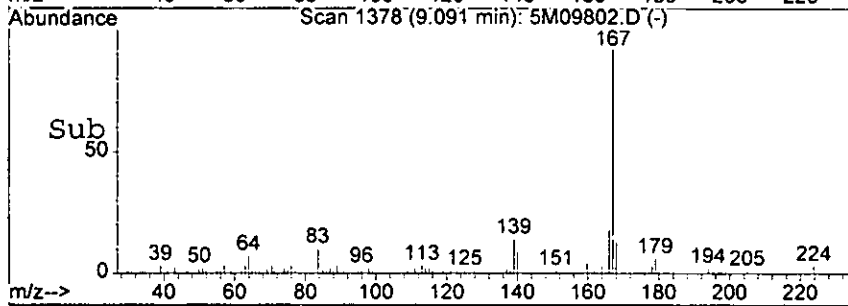
5023



#72
Carbazole
Concen: 7.75 ng
RT: 9.09 min Scan# 1378
Delta R.T. -0.19 min
Lab File: 5M09802.D
Acq: 5 Aug 2005 15:08

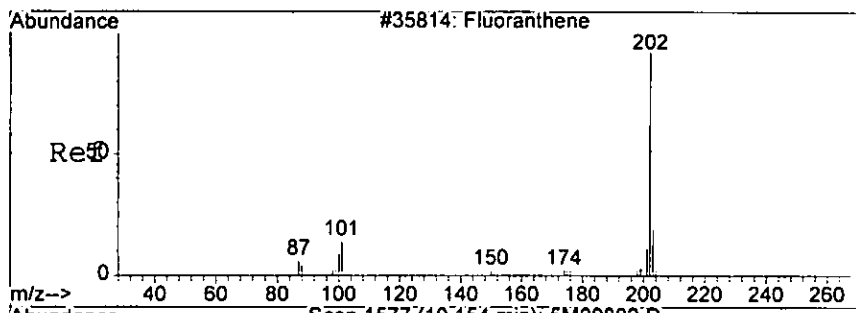


Tgt Ion	Resp	Lower	Upper
167	13152	100	
166	19.4	0.0	39.5
139	13.6	0.0	33.0



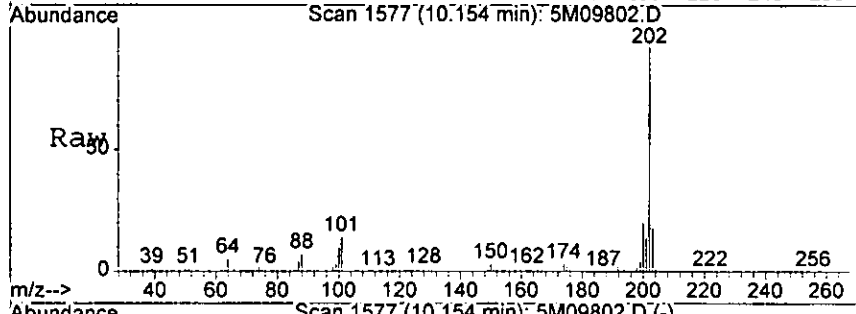
1874

9549

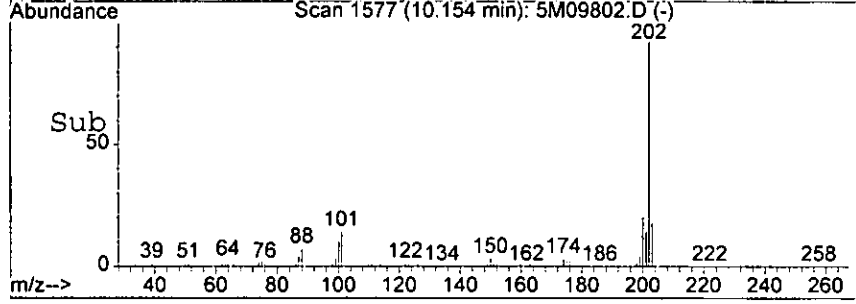
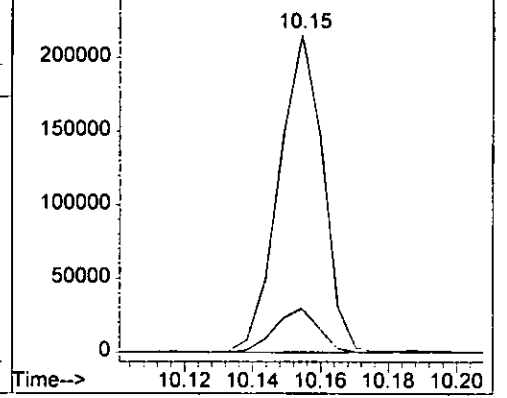


#76
 Fluoranthene
 Concen: 97.26 ng
 RT: 10.15 min Scan# 1577
 Delta R.T. -0.20 min
 Lab File: 5M09802.D
 Acq: 5 Aug 2005 15:08

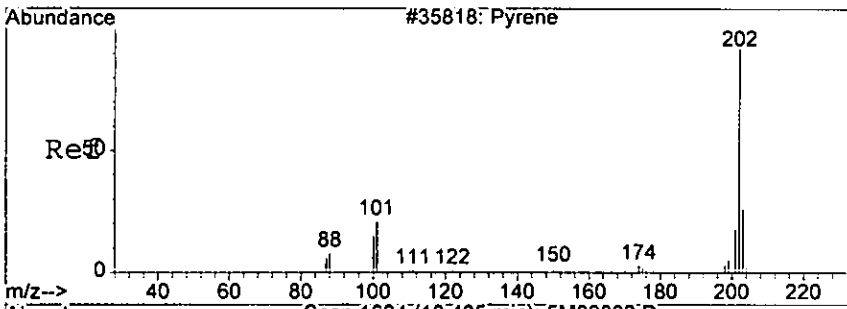
Tgt Ion: 202 Resp: 193912
 Ion Ratio Lower Upper
 202 100
 101 13.7 0.0 52.5



Abundance Ion 202.00 (201.70 to 202.70): 5M0980
 250000 Ion 101.00 (100.70 to 101.70): 5M0980



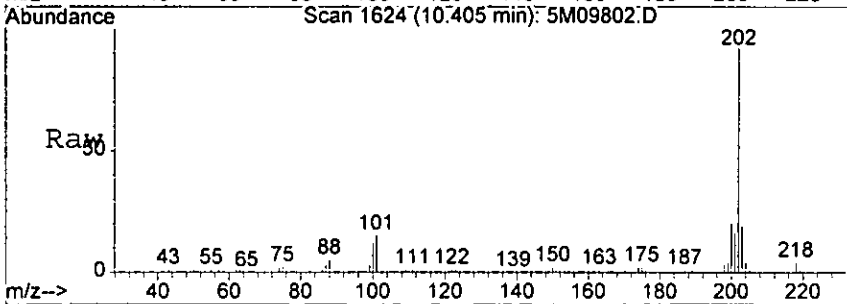
Handwritten signature



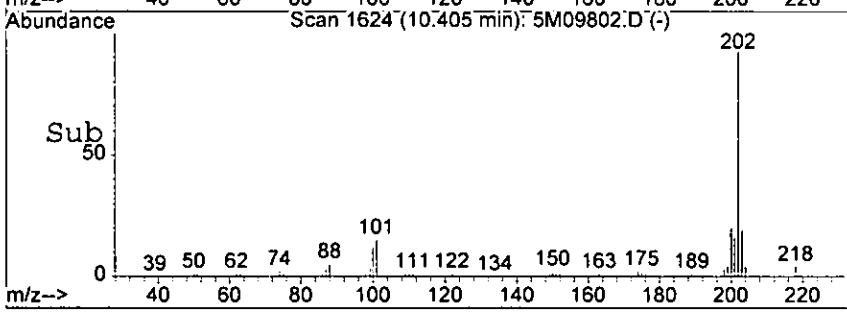
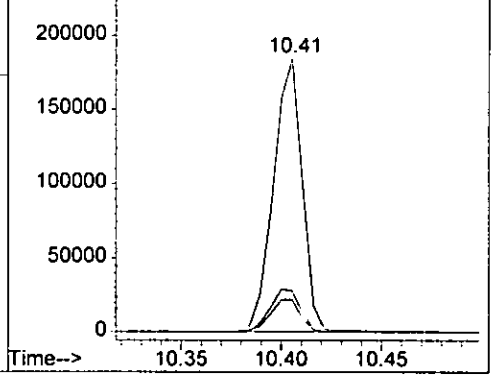
#78
 Pyrene
 Concen: 91.65 ng
 RT: 10.41 min Scan# 1624
 Delta R.T. -0.20 min
 Lab File: 5M09802.D
 Acq: 5 Aug 2005 15:08

5541

Tgt Ion	Resp	Lower	Upper
202	184294		
101	15.2	0.0	55.5
100	11.9	0.0	52.1

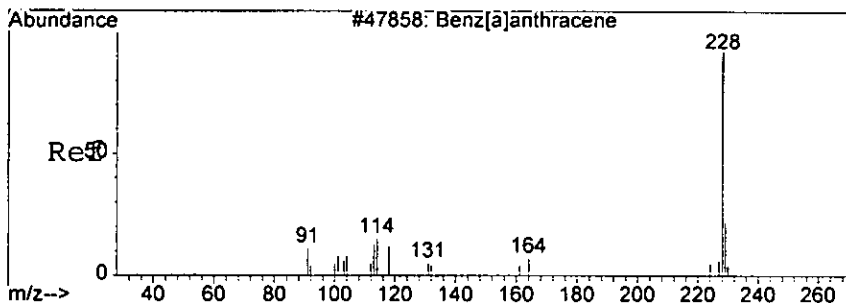


Abundance Ion 202.00 (201.70 to 202.70): 5M0980
 250000 Ion 101.00 (100.70 to 101.70): 5M0980
 Ion 100.00 (99.70 to 100.70): 5M09802

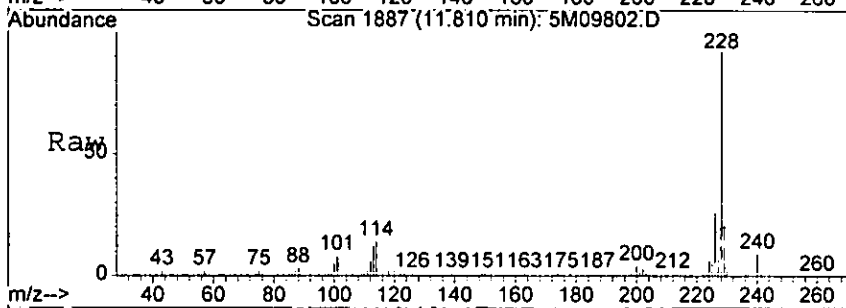


Handwritten signature/initials

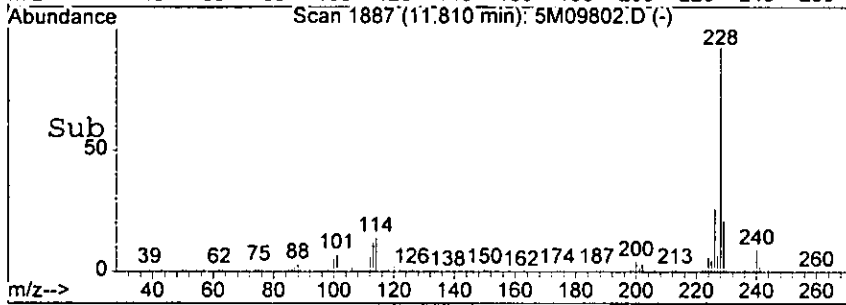
5547



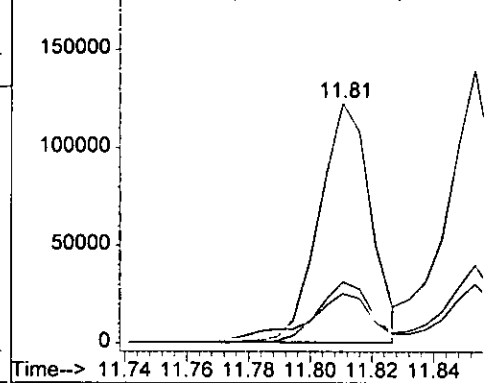
#85
Benzo[a]anthracene
Concen: 76.82 ng
RT: 11.81 min Scan# 1887
Delta R.T. -0.21 min
Lab File: 5M09802.D
Acq: 5 Aug 2005 15:08



Tgt Ion	228	Resp	141808
Ion Ratio	100		
229	20.1	0.0	58.7
226	25.6	0.0	66.4

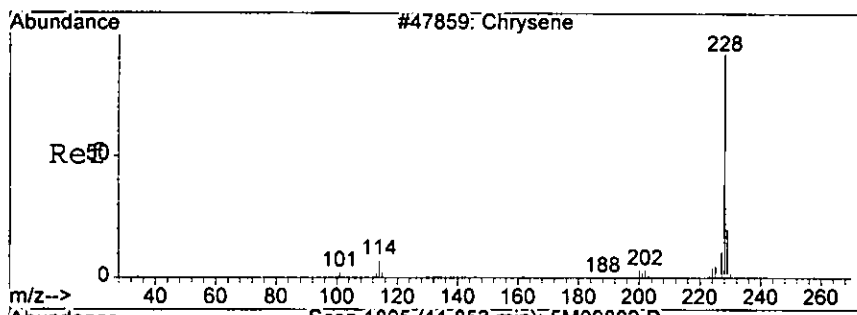


Abundance Ion 228.00 (227.70 to 228.70): 5M0980
Ion 229.00 (228.70 to 229.70): 5M0980
Ion 226.00 (225.70 to 226.70): 5M0980

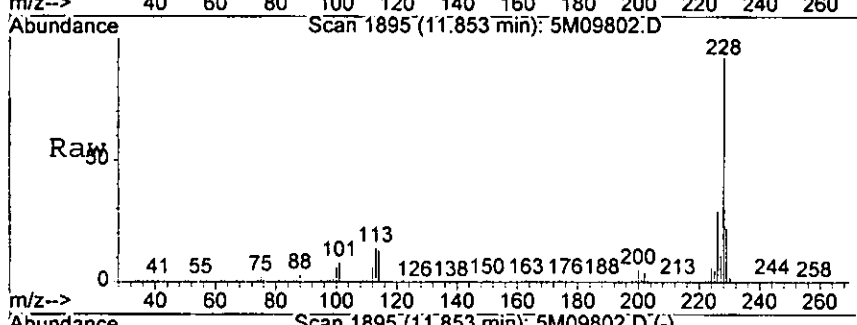


Handwritten signature/initials

9543

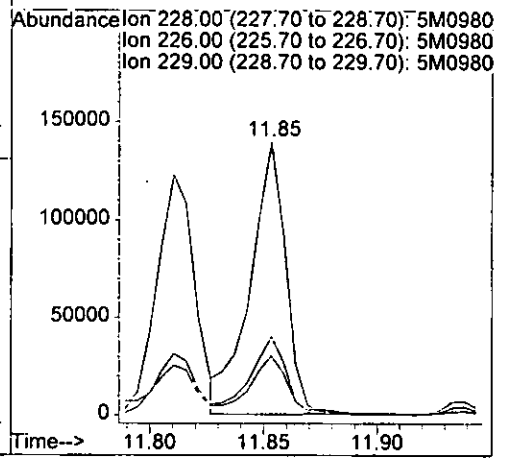
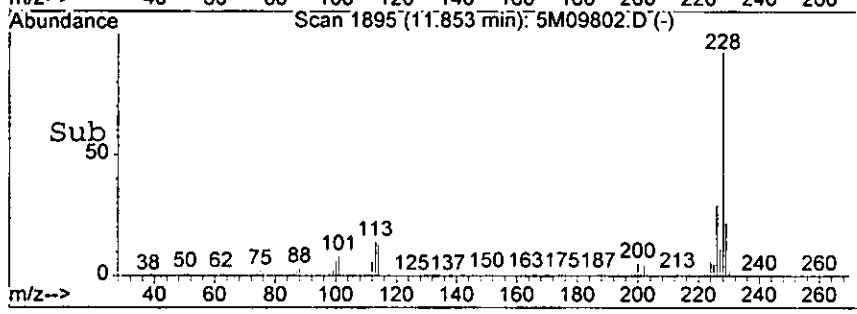


#86
 Chrysene
 Concen: 89.18 ng
 RT: 11.85 min Scan# 1895
 Delta R.T. -0.21 min
 Lab File: 5M09802.D
 Acq: 5 Aug 2005 15:08

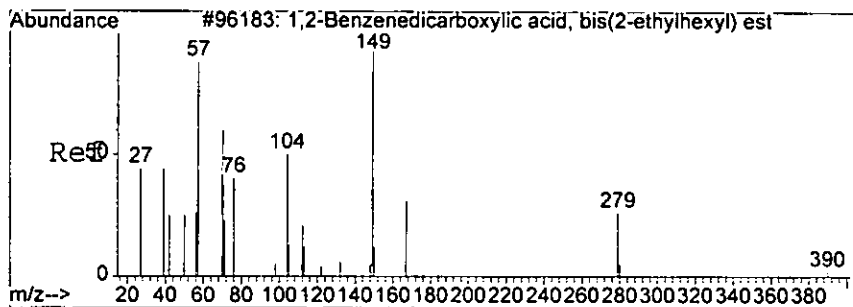


Tgt Ion: 228 Resp: 150994

Ion	Ratio	Lower	Upper
228	100		
226	28.6	9.1	49.1
229	21.2	0.0	60.1



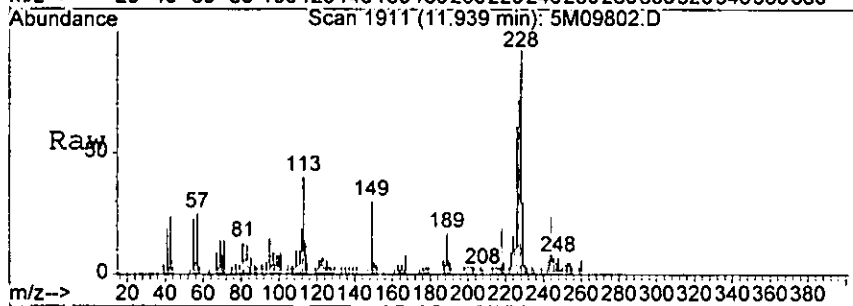
Handwritten signature



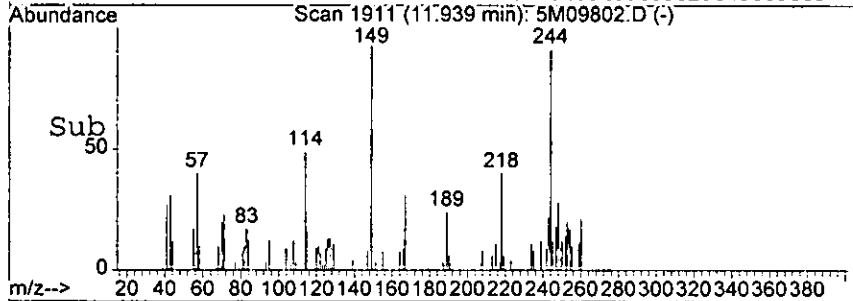
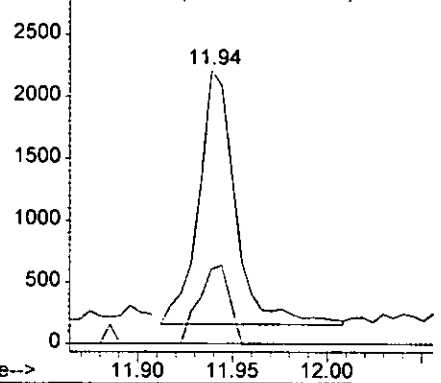
#87
 bis(2-Ethylhexyl)phthalate
 Concen: 2.28 ng
 RT: 11.94 min Scan# 1911
 Delta R.T. -0.19 min
 Lab File: 5M09802.D
 Acq: 5 Aug 2005 15:08

7796

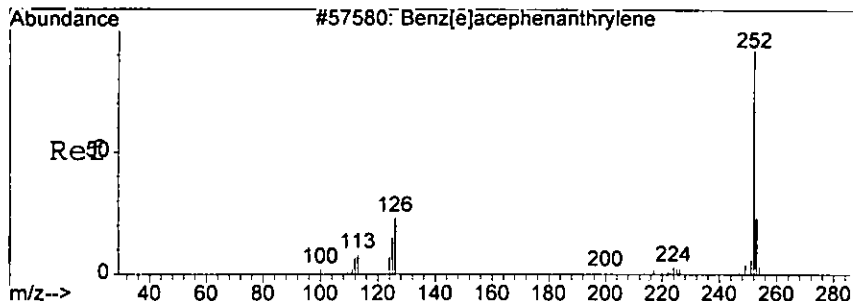
Tgt Ion	Resp	Lower	Upper
149	100		
167	29.4	2.4	58.4
279	0.0	0.0	44.1



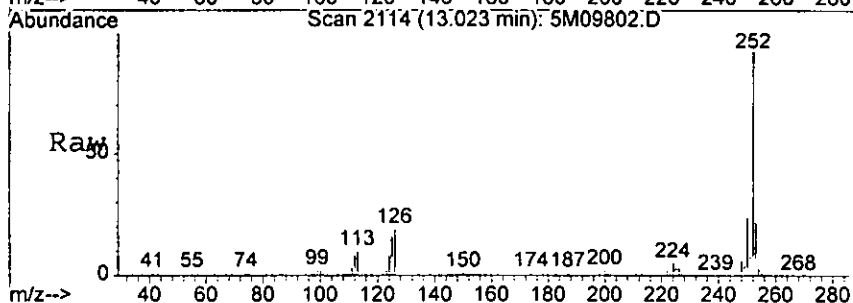
Abundance Ion 149.00 (148.70 to 149.70): 5M0980
 3000 Ion 167.00 (166.70 to 167.70): 5M0980
 Ion 279.00 (278.70 to 279.70): 5M0980



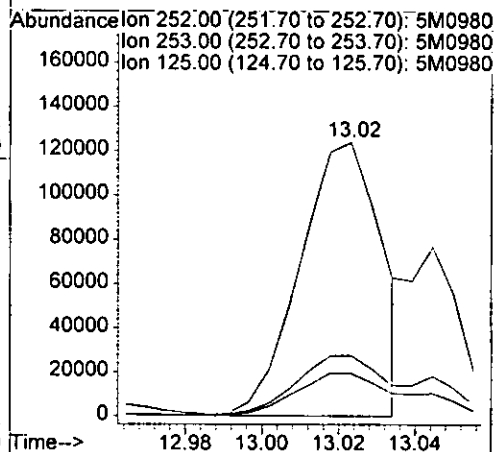
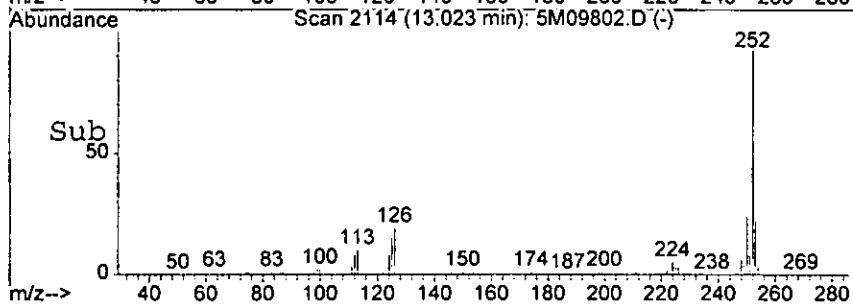
Handwritten signature or initials



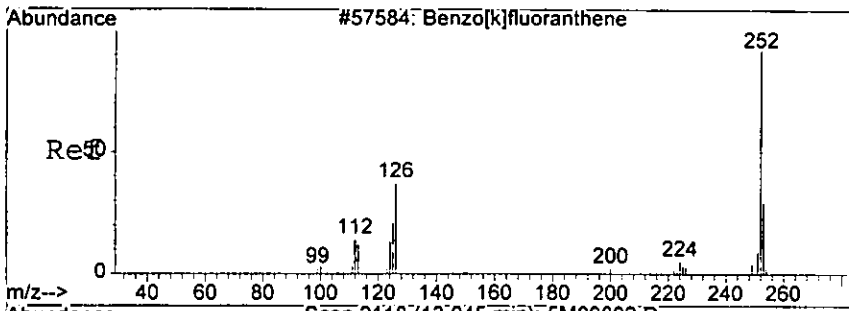
#90
Benzo[b]fluoranthene
Concen: 125.09 ng m
RT: 13.02 min Scan# 2114
Delta R.T. -0.21 min
Lab File: 5M09802.D
Acq: 5 Aug 2005 15:08



Tgt Ion	Resp	Lower	Upper
252	182214	100	
253	22.2	0.0	61.6
125	15.8	0.0	54.8



Handwritten signature

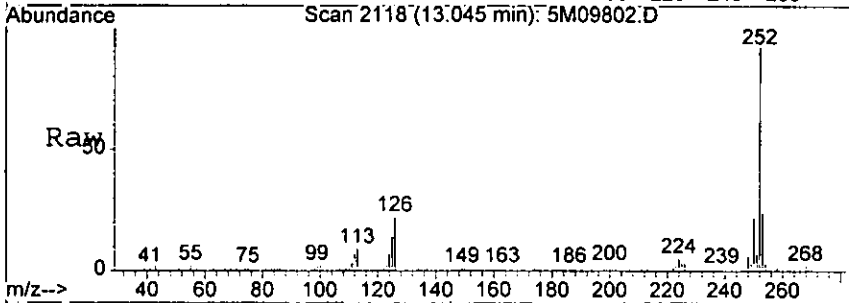


#91
 Benzo[k]fluoranthene
 Concen: 49.34 ng m
 RT: 13.04 min Scan# 2118
 Delta R.T. -0.22 min
 Lab File: 5M09802.D
 Acq: 5 Aug 2005 15:08

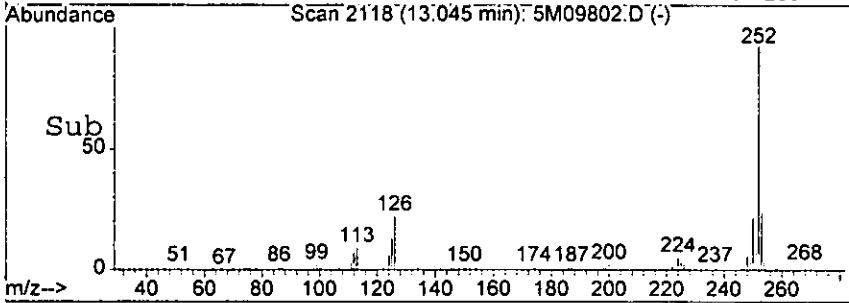
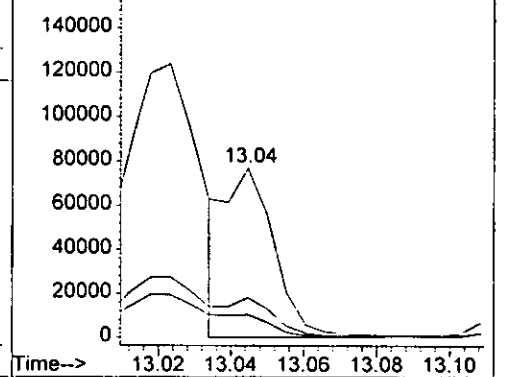
57584

Tgt Ion: 252 Resp: 72750

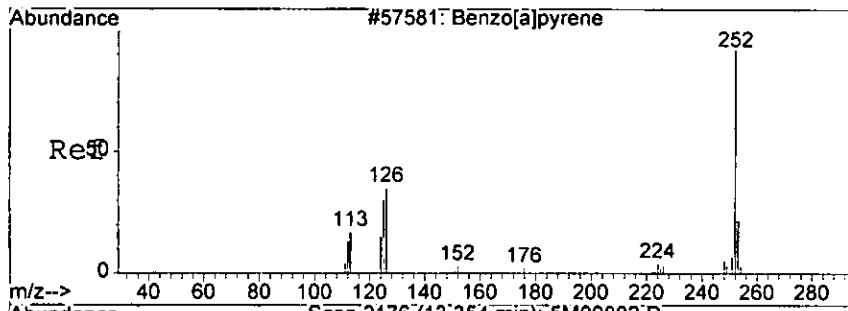
Ion	Ratio	Lower	Upper
252	100		
253	23.7	0.0	62.3
125	13.6	0.0	56.6



Abundance Ion 252.00 (251.70 to 252.70): 5M0980
 Ion 253.00 (252.70 to 253.70): 5M0980
 Ion 125.00 (124.70 to 125.70): 5M0980

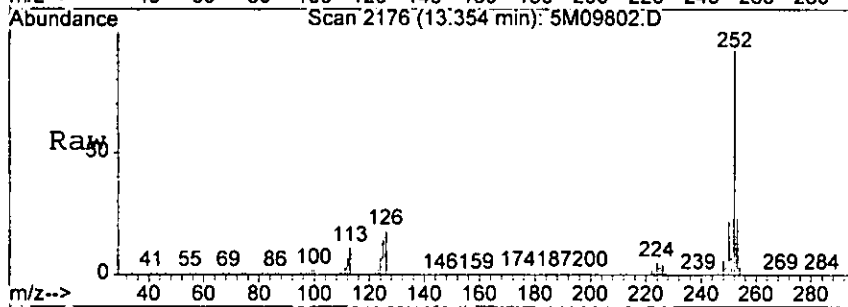


dmv

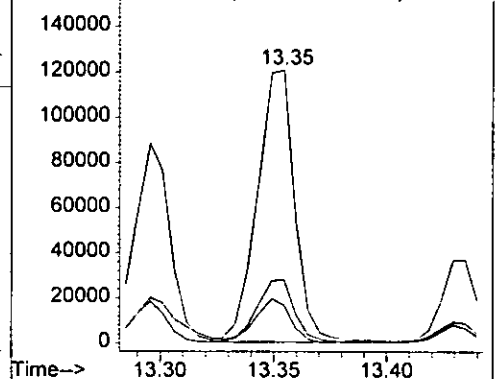
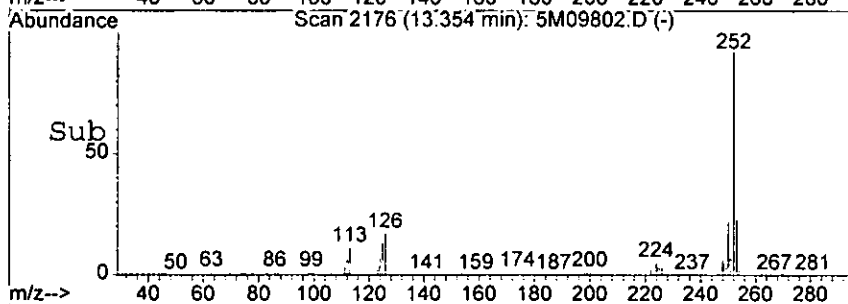


#92
Benzo[a]pyrene
Concen: 101.36 ng
RT: 13.35 min Scan# 2176
Delta R.T. -0.21 min
Lab File: 5M09802.D
Acq: 5 Aug 2005 15:08

Tgt Ion	Resp	Lower	Upper
252	138959	100	
253	23.0	0.0	61.5
125	13.6	0.0	56.0

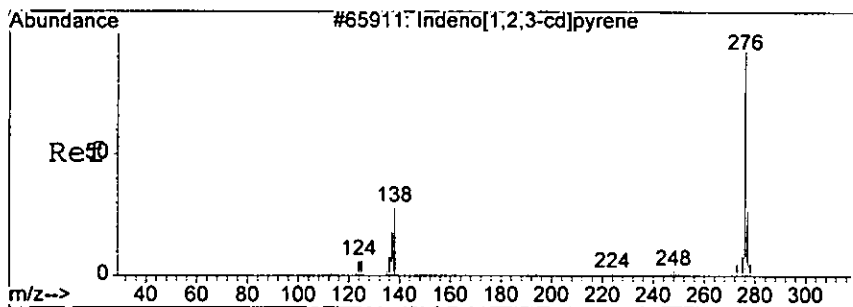


Abundance Ion 252.00 (251.70 to 252.70): 5M0980
Ion 253.00 (252.70 to 253.70): 5M0980
Ion 125.00 (124.70 to 125.70): 5M0980



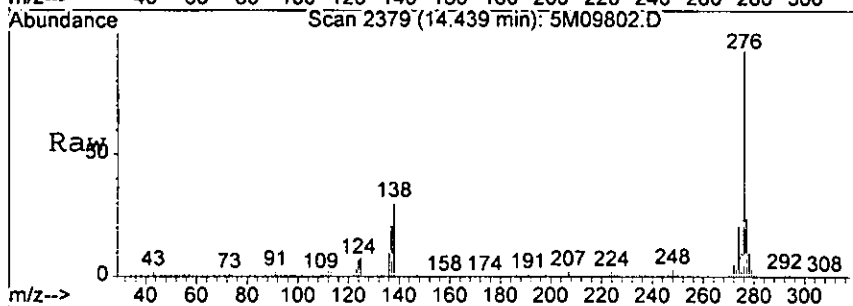
Handwritten signature

8549

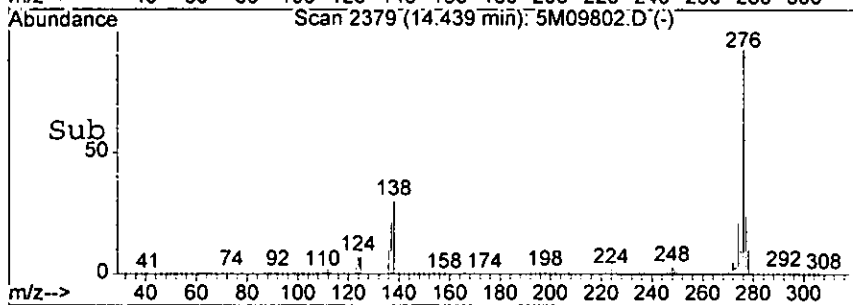
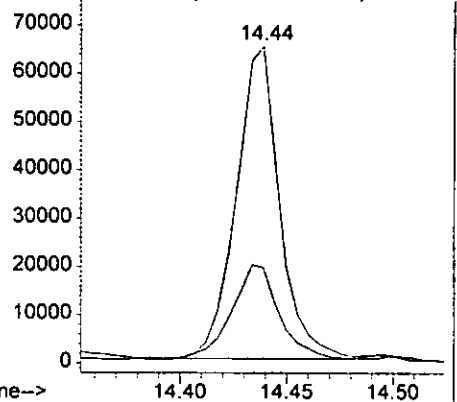


#93
Indeno [1, 2, 3-cd] pyrene
Concen: 61.60 ng
RT: 14.44 min Scan# 2379
Delta R.T. -0.26 min
Lab File: 5M09802.D
Acq: 5 Aug 2005 15:08

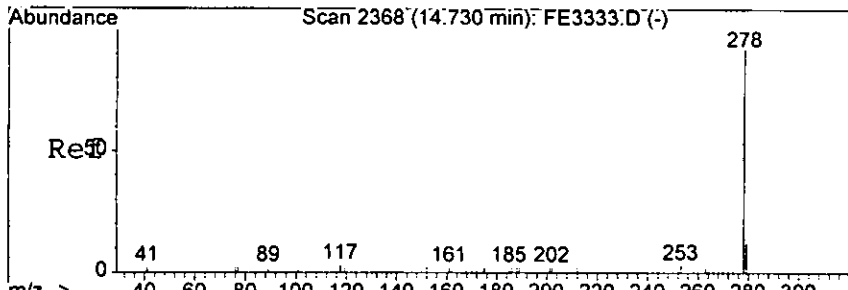
Tgt Ion: 276 Resp: 91487
Ion Ratio Lower Upper
276 100
138 29.2 0.0 76.1



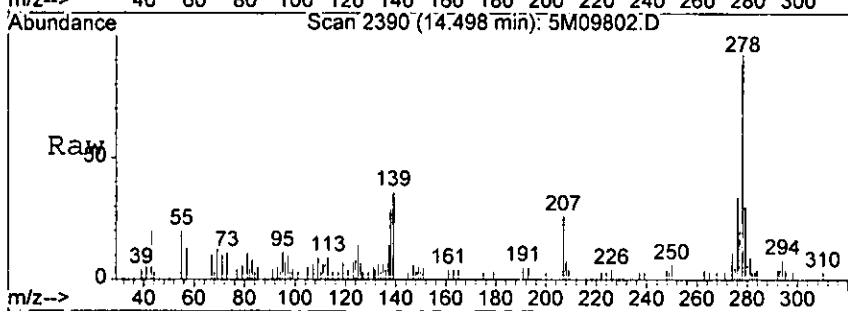
Abundance Ion 276.00 (275.70 to 276.70): 5M0980
Ion 138.00 (137.70 to 138.70): 5M0980



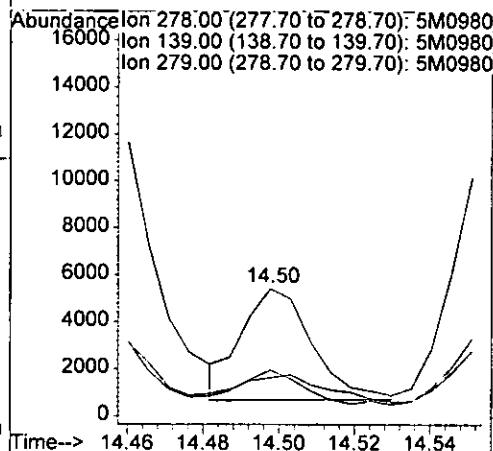
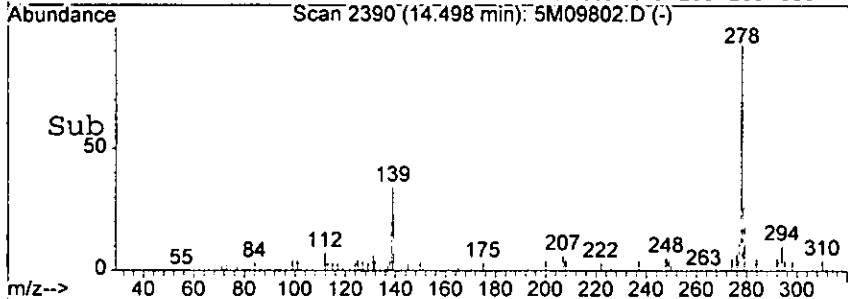
hmr



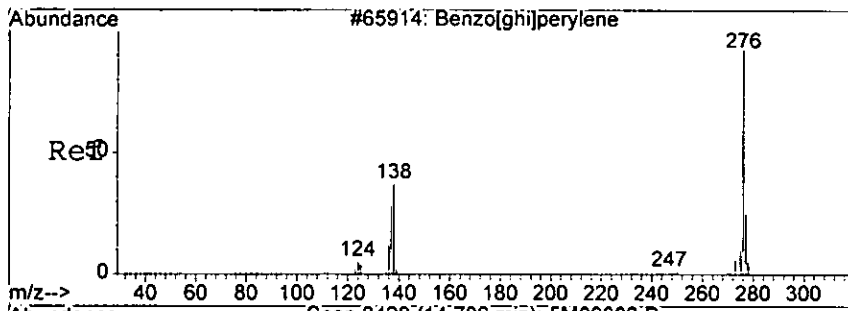
#94
 Dibenzo [a, h] anthracene
 Concen: 4.97 ng
 RT: 14.50 min Scan# 2390
 Delta R.T. -0.22 min
 Lab File: 5M09802.D
 Acq: 5 Aug 2005 15:08



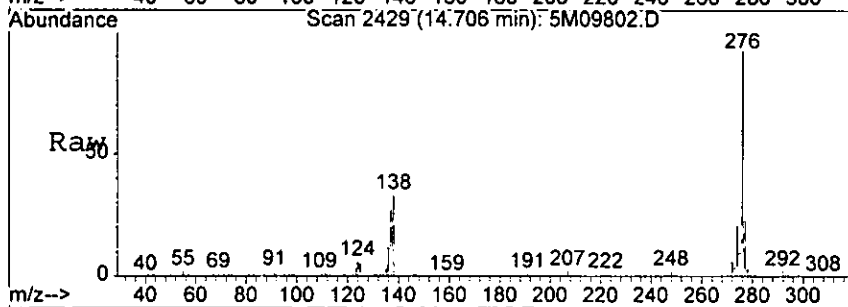
Tgt Ion	Resp	Lower	Upper
278	6125	100	
139	31.8	0.0	66.7
279	22.4	0.0	62.7



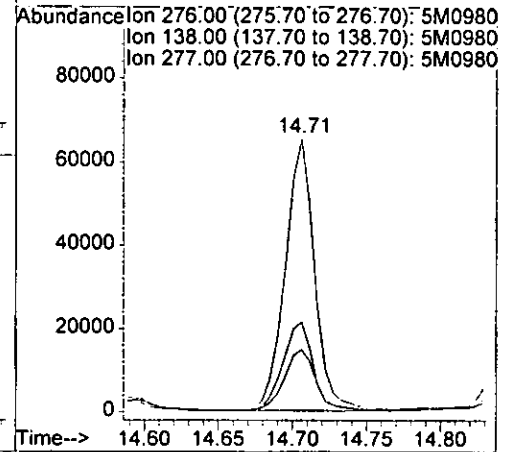
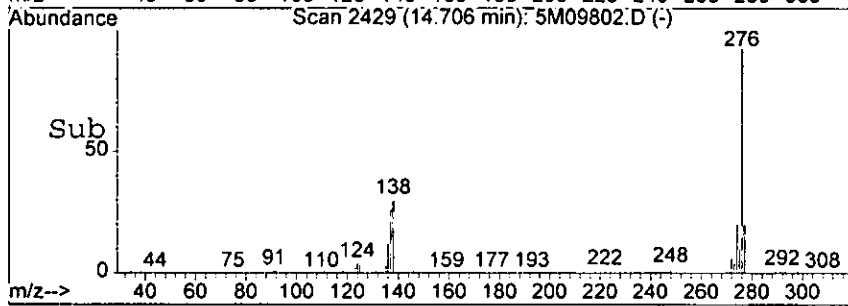
Handwritten signature



#95
 Benzo[g,h,i]perylene
 Concen: 72.65 ng
 RT: 14.71 min Scan# 2429
 Delta R.T. -0.28 min
 Lab File: 5M09802.D
 Acq: 5 Aug 2005 15:08



Tgt Ion	Resp	Lower	Upper
276	100		
138	32.9	0.0	78.3
277	22.5	0.0	64.0



Handwritten signature

Form1

ORGANICS SEMIVOLATILE REPORT

Sample Number: AC18807-011(MS:AC1
 Client Id: PCSB-40(4')MS
 Data File: 4M05389.D
 Analysis Date: 08/05/05 09:54
 Date Rec/Extracted: 07/28/05-08/04/05

Matrix: Soil
 Initial Vol: 30g
 Final Vol: 1ml
 Dilution: 1
 Solids: 79

Units: mg/Kg

Cas #	Compound	RL	Conc	Cas #	Compound	RL	Conc
120-82-1	1,2,4-Trichlorobenzene	0.011	4.0	205-99-2	Benzo[b]fluoranthene	0.013	4.7
95-50-1	1,2-Dichlorobenzene	0.019	U	191-24-2	Benzo[g,h,i]perylene	0.0080	4.2
122-66-7	1,2-Diphenylhydrazine	0.012	U	207-08-9	Benzo[k]fluoranthene	0.014	2.0
541-73-1	1,3-Dichlorobenzene	0.018	U	111-91-1	bis(2-Chloroethoxy)methan	0.0096	U
106-46-7	1,4-Dichlorobenzene	0.021	4.0	111-44-4	bis(2-Chloroethyl)ether	0.022	U
95-95-4	2,4,5-Trichlorophenol	0.57	U	108-60-1	bis(2-chloroisopropyl)ether	0.014	U
88-06-2	2,4,6-Trichlorophenol	1.0	U	117-81-7	bis(2-Ethylhexyl)phthalat	0.038	0.25
120-83-2	2,4-Dichlorophenol	0.068	U	85-68-7	Butylbenzylphthalate	0.017	U
105-67-9	2,4-Dimethylphenol	0.058	U	86-74-8	Carbazole	0.012	0.37
51-28-5	2,4-Dinitrophenol	0.29	U	218-01-9	Chrysene	0.0087	4.1
121-14-2	2,4-Dinitrotoluene	0.016	4.0	84-74-2	Di-n-butylphthalate	0.0094	0.10
606-20-2	2,6-Dinitrotoluene	0.017	U	117-84-0	Di-n-octylphthalate	0.010	U
91-58-7	2-Chloronaphthalene	0.012	U	53-70-3	Dibenzo[a,h]anthracene	0.015	1.4
95-57-8	2-Chlorophenol	0.086	7.1	132-64-9	Dibenzofuran	0.054	U
91-57-6	2-Methylnaphthalene	0.054	0.29	84-66-2	Diethylphthalate	0.012	U
95-48-7	2-Methylphenol	0.20	U	131-11-3	Dimethylphthalate	0.0095	U
88-74-4	2-Nitroaniline	0.030	U	206-44-0	Fluoranthene	0.012	4.6
88-75-5	2-Nitrophenol	0.049	U	86-73-7	Fluorene	0.011	0.14
106-44-5	3&4-Methylphenol	0.22	U	118-74-1	Hexachlorobenzene	0.020	U
91-94-1	3,3'-Dichlorobenzidine	0.092	U	87-68-3	Hexachlorobutadiene	0.018	U
99-09-2	3-Nitroaniline	0.17	U	77-47-4	Hexachlorocyclopentadiene	0.11	U
534-52-1	4,6-Dinitro-2-methylphenol	0.080	U	67-72-1	Hexachloroethane	0.031	U
101-55-3	4-Bromophenyl-phenylether	0.016	U	193-39-5	Indeno[1,2,3-cd]pyrene	0.0058	3.5
59-50-7	4-Chloro-3-methylphenol	0.11	7.7	78-59-1	Isophorone	0.013	U
106-47-8	4-Chloroaniline	0.33	U	621-64-7	N-Nitroso-di-n-propylami	0.020	3.4
7005-72-3	4-Chlorophenyl-phenylether	0.020	U	62-75-9	N-Nitrosodimethylamine	0.50	U
100-01-6	4-Nitroaniline	0.10	U	86-30-6	n-Nitrosodiphenylamine	0.020	U
100-02-7	4-Nitrophenol	0.075	6.9	91-20-3	Naphthalene	0.0099	0.55
83-32-9	Acenaphthene	0.018	4.0	98-95-3	Nitrobenzene	0.017	U
208-96-8	Acenaphthylene	0.0098	0.046	87-86-5	Pentachlorophenol	0.052	7.7
120-12-7	Anthracene	0.011	0.50	85-01-8	Phenanthrene	0.0097	2.0
92-87-5	Benzidine	0.096	U	108-95-2	Phenol	0.064	7.3
56-55-3	Benzo[a]anthracene	0.0074	4.1	129-00-0	Pyrene	0.0098	7.8
50-32-8	Benzo[a]pyrene	0.0097	4.4				

Worksheet #: 18122

Total Target Concentration 101.146

U - Indicates the compound was analyzed but not detected.
 B - Indicates the analyte was found in the blank as well as in the sample.
 E - Indicates the analyte concentration exceeds the calibration range of the instrument.

R - Retention Time Out
 J - Indicates an estimated value when a compound is detected at less than the specified detection limit.

Data File : G:\GcMsData\2005\Gcms_4\Data\08-05-05\4M05389.D Vial: 6
 Acq On : 5 Aug 2005 9:54 Operator: AHD
 Sample : AC18807-011 (MS:AC18807-009) Inst : GCMS_4
 Misc : S,BNA Multiplr: 1.00
 MS Integration Params: RTEINT.P
 Quant Time: Aug 11 12:09 2005

Quant Results File: 4M_0803.RES

Quant Method : G:\GCMSDATA\2005\GCMS_4\METHODS\4M_0803.M (RTE Integrator)
 Title : @GCMS_4,mg,625,8270
 Last Update : Wed Aug 03 12:10:40 2005
 Response via : Initial Calibration
 DataAcq Meth : 4M_0803

Internal Standards	R.T.	QIon	Response	Conc	Units	Dev (Min)
1) 1,4-Dichlorobenzene-d4	4.91	152	27971	40.00	ng	-0.03
19) Naphthalene-d8	5.90	136	84816	40.00	ng	-0.04
35) Acenaphthene-d10	7.48	164	47798	40.00	ng	-0.05
59) Phenanthrene-d10	9.08	188	76921	40.00	ng	-0.05
72) Chrysene-d12	12.28	240	52651	40.00	ng	-0.05
81) Perylene-d12	14.13	264	47092	40.00	ng	-0.05

System Monitoring Compounds

4) 2-Fluorophenol	3.76	112	124266	157.50	ng	-0.04
Spiked Amount	200.000		Recovery	=	78.75%	
7) Phenol-d5	4.62	99	167658	159.63	ng	-0.03
Spiked Amount	200.000		Recovery	=	79.82%	
20) Nitrobenzene-d5	5.34	128	30551	71.95	ng	-0.04
Spiked Amount	100.000		Recovery	=	71.95%	
40) 2-Fluorobiphenyl	6.83	172	124752	81.45	ng	-0.04
Spiked Amount	100.000		Recovery	=	81.45%	
62) 2,4,6-Tribromophenol	8.31	332	63515	184.48	ng	-0.05
Spiked Amount	200.000		Recovery	=	92.24%	
75) Terphenyl-d14	10.98	244	115331	77.75	ng	-0.04
Spiked Amount	100.000		Recovery	=	77.75%	

Target Compounds

						Qvalue
8) Phenol	4.64	94	195642	172.15	ng	51
9) 2-Chlorophenol	4.74	128	146741	168.67	ng	91
11) 1,4-Dichlorobenzene	4.92	146	85979	94.13	ng	99
17) N-Nitroso-di-n-propylamine	5.24	70	59582	79.67	ng	72
28) 1,2,4-Trichlorobenzene	5.86	180	70209	94.33	ng	97
29) Naphthalene	5.92	128	24276	13.03	ng	96
32) 4-Chloro-3-methylphenol	6.37	107	140724	181.87	ng	95
33) 2-Methylnaphthalene	6.51	142	9037	6.93	ng	94
46) Acenaphthylene	7.33	152	2233	1.09	ng	57
49) Acenaphthene	7.51	153	127706	94.85	ng	99
53) 2,4-Dinitrotoluene	7.68	165	49929	94.95	ng	94
54) 4-Nitrophenol	7.62	65	73818	163.81	ng	80
55) Fluorene	8.05	166	4247	3.25	ng	97
66) Pentachlorophenol	8.87	266	66552	182.90	ng	94
67) Phenanthrene	9.10	178	90914	47.32	ng	98
68) Anthracene	9.16	178	23166	11.87	ng	98
69) Carbazole	9.36	167	15826	8.84	ng	95
70) Di-n-butylphthalate	9.81	149	6493	2.48	ng	85
71) Fluoranthene	10.50	202	220156	110.15	ng	93

(#) = qualifier out of range (m) = manual integration

12811

Data File : G:\GcMsData\2005\Gcms_4\Data\08-05-05\4M05389.D Vial: 6
 Acq On : 5 Aug 2005 9:54 Operator: AHD
 Sample : AC18807-011 (MS:AC18807-009) Inst : GCMS_4
 Misc : S,BNA Multiplr: 1.00
 MS Integration Params: RTEINT.P
 Quant Time: Aug 11 12:09 2005 Quant Results File: 4M_0803.RES

Quant Method : G:\GCMSDATA\2005\GCMS_4\METHODS\4M_0803.M (RTE Integrator)
 Title : @GCMS_4,mg,625,8270
 Last Update : Wed Aug 03 12:10:40 2005
 Response via : Initial Calibration
 DataAcq Meth : 4M_0803

Compound	R.T.	QIon	Response	Conc	Unit	Qvalue
73) Pyrene	10.77	202	372112	183.75	ng	81
78) Benzo[a]anthracene	12.27	228	160853	97.34	ng	97
79) Chrysene	12.31	228	142427	96.48	ng	98
80) bis(2-Ethylhexyl)phthalate	12.41	149	7639	5.95	ng	97
83) Benzo[b]fluoranthene	13.66	252	218703m	111.64	ng	
84) Benzo[k]fluoranthene	13.69	252	81436m	48.00	ng	
85) Benzo[a]pyrene	14.06	252	166595	103.46	ng	97
86) Indeno[1,2,3-cd]pyrene	15.37	276	121517	83.19	ng	89
87) Dibenzo[a,h]anthracene	15.40	278	40587	33.93	ng	93
88) Benzo[g,h,i]perylene	15.66	276	115215	98.82	ng	91

(#) = qualifier out of range (m) = manual integration

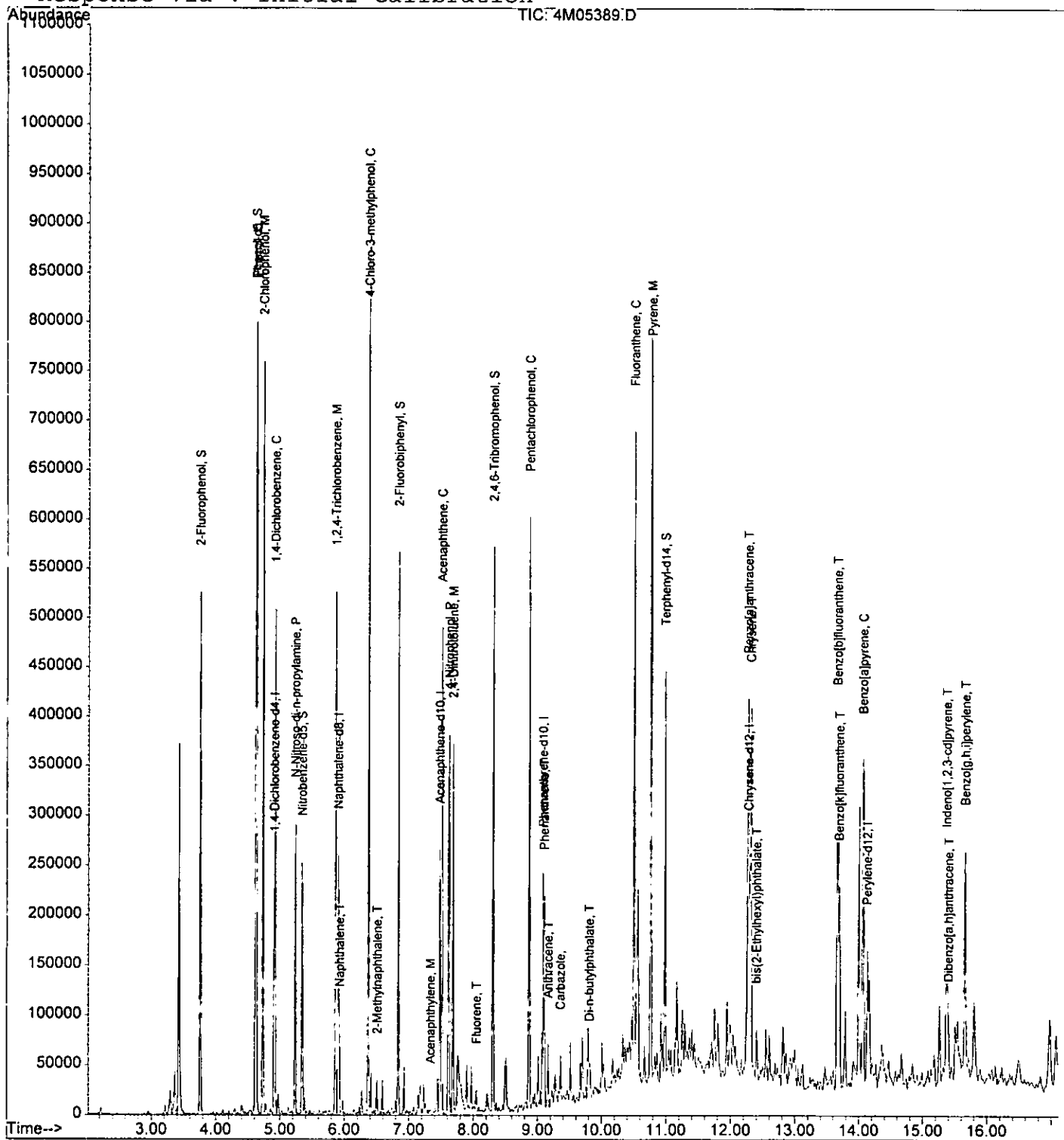
Quantitation Report

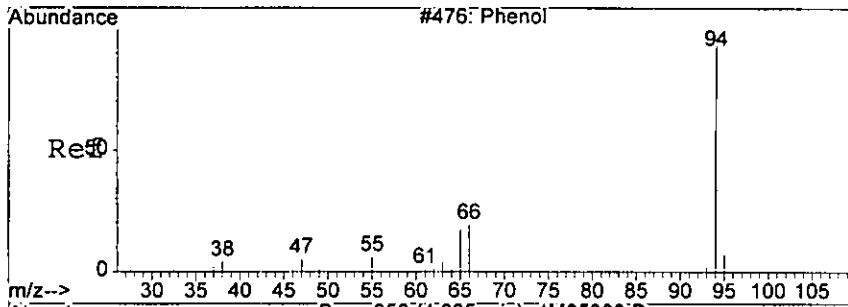
Data File : G:\GcMsData\2005\Gcms_4\Data\08-05-05\4M05389.D Vial: 6
 Acq On : 5 Aug 2005 9:54 Operator: AHD
 Sample : AC18807-011 (MS:AC18807-009) Inst : GCMS_4
 Misc : S,BNA Multiplr: 1.00
 MS Integration Params: RTEINT.P
 Quant Time: Aug 11 12:09 2005

1553

Quant Results File: 4M_0803.RES

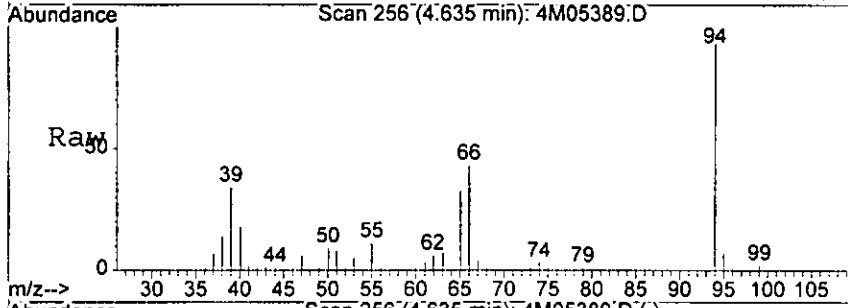
Method : G:\GCMSDATA\2005\GCMS_4\METHODS\4M_0803.M (RTE Integrator)
 Title : @GCMS_4,mg,625,8270
 Last Update : Wed Aug 03 12:10:40 2005
 Response via : Initial Calibration





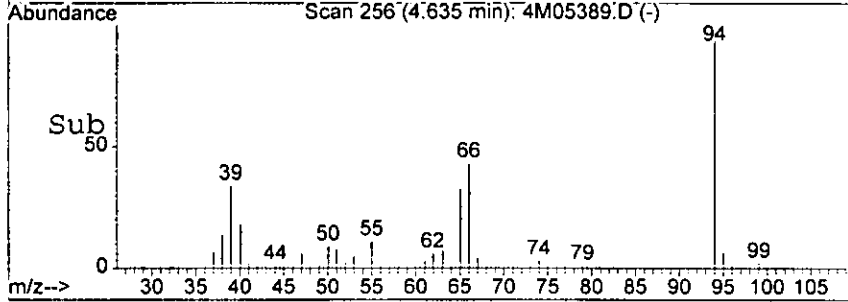
#8
 Phenol
 Concen: 172.15 ng
 RT: 4.64 min Scan# 256
 Delta R.T. -0.03 min
 Lab File: 4M05389.D
 Acq: 5 Aug 2005 9:54

158

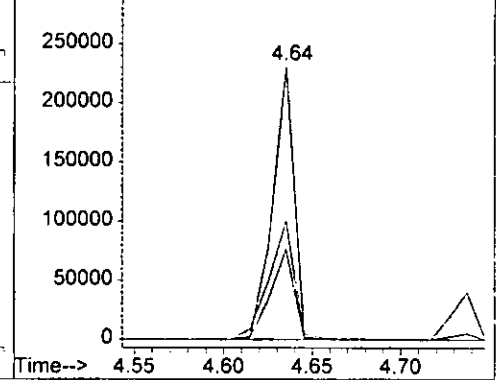


Tgt Ion: 94 Resp: 195642

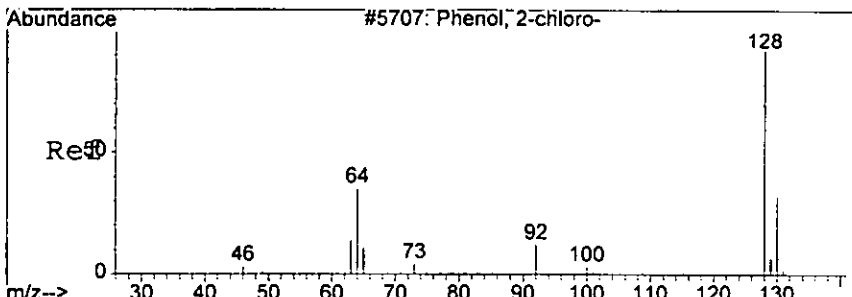
Ion	Ratio	Lower	Upper
94	100		
65	33.3	0.0	140.0
66	43.4	0.0	225.0



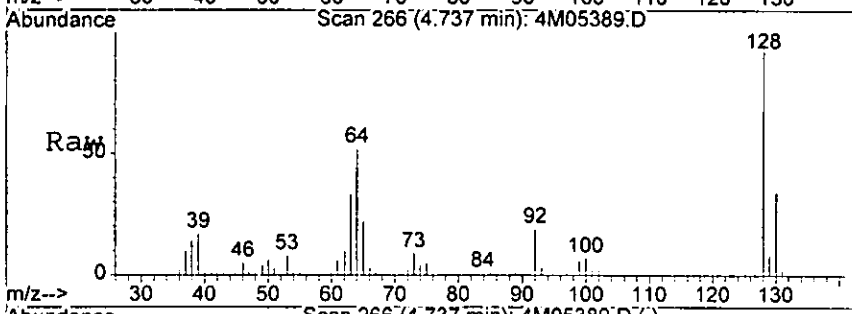
Abundance Ion 94.00 (93.70 to 94.70): 4M05389.D
 Ion 65.00 (64.70 to 65.70): 4M05389.D
 Ion 66.00 (65.70 to 66.70): 4M05389.D



LSM

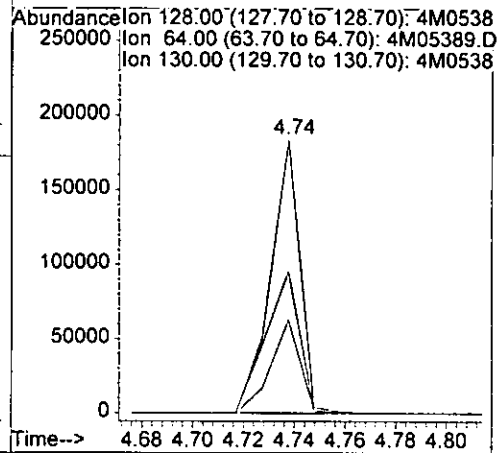
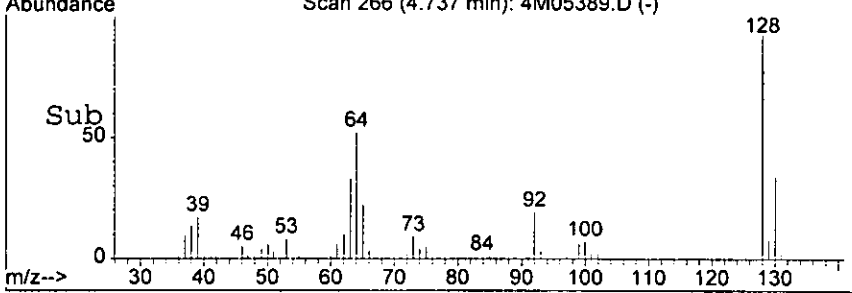


#9
 2-Chlorophenol
 Concen: 168.67 ng
 RT: 4.74 min Scan# 266
 Delta R.T. -0.03 min
 Lab File: 4M05389.D
 Acq: 5 Aug 2005 9:54



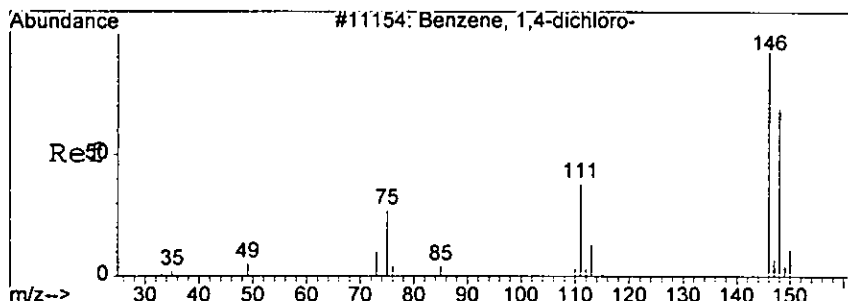
Tgt Ion: 128 Resp: 146741

Ion	Ratio	Lower	Upper
128	100		
64	52.1	0.0	126.4
130	34.3	11.5	59.5

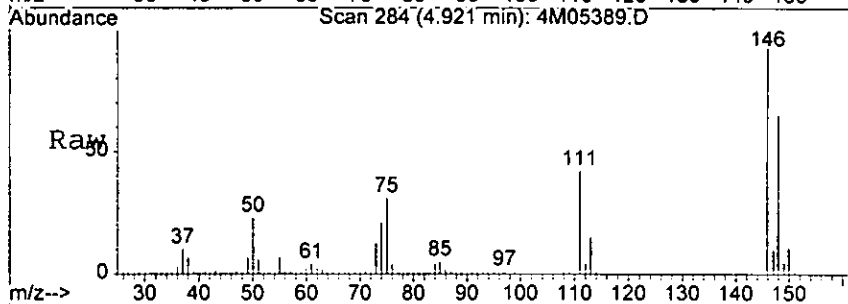


LRN

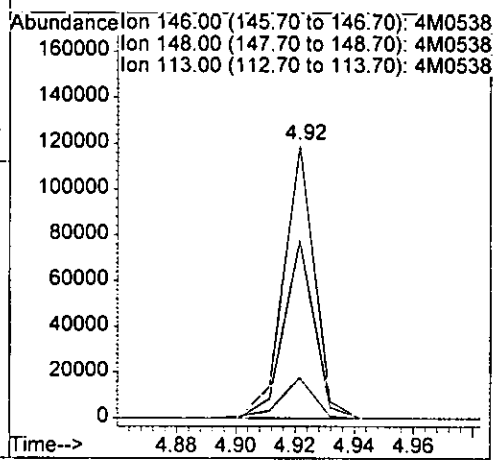
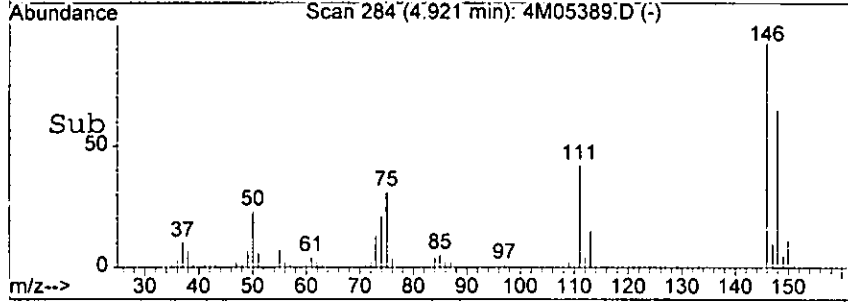
1556



#11
 1,4-Dichlorobenzene
 Concen: 94.13 ng
 RT: 4.92 min Scan# 284
 Delta R.T. -0.03 min
 Lab File: 4M05389.D
 Acq: 5 Aug 2005 9:54

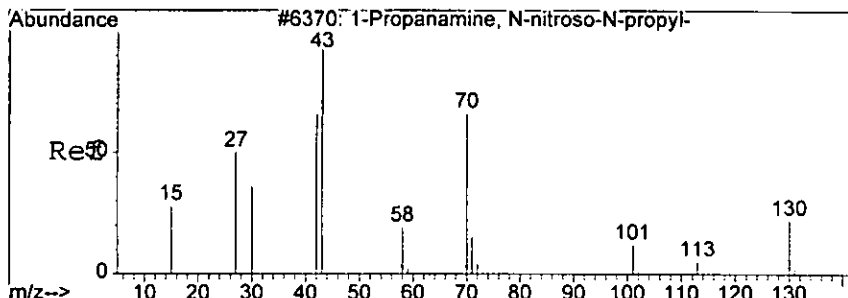


Tgt Ion	Resp	Lower	Upper
146	100		
148	65.2	24.8	104.8
113	14.8	0.0	53.1

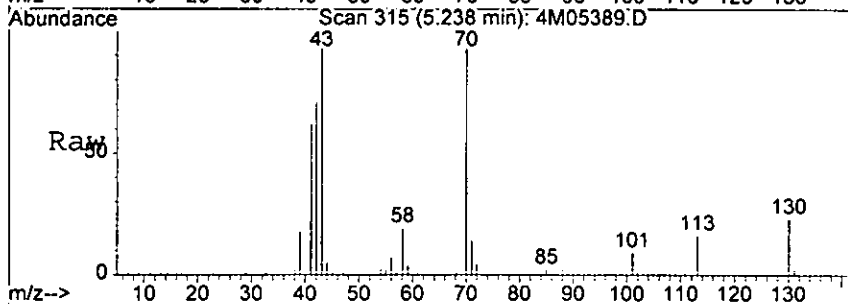


Handwritten signature

5153

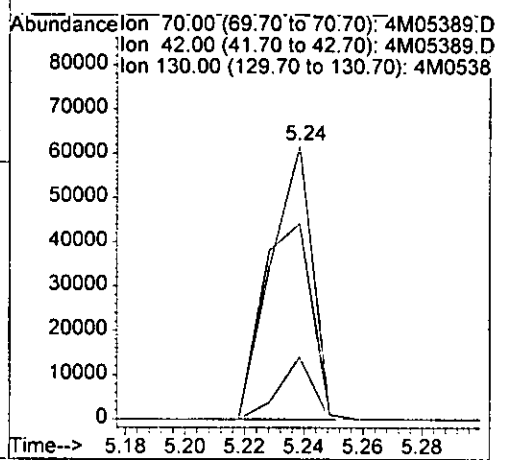
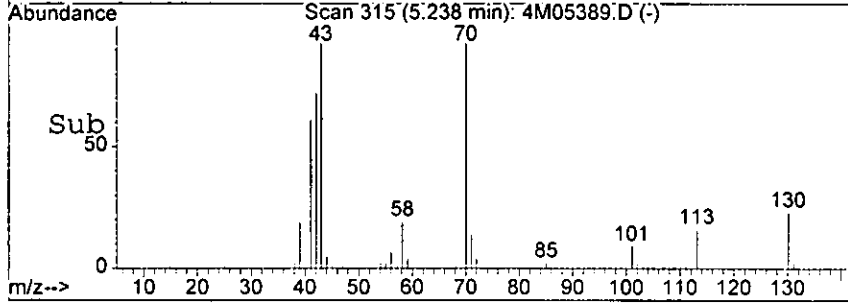


#17
 N-Nitroso-di-n-propylamine
 Concen: 79.67 ng
 RT: 5.24 min Scan# 315
 Delta R.T. -0.03 min
 Lab File: 4M05389.D
 Acq: 5 Aug 2005 9:54



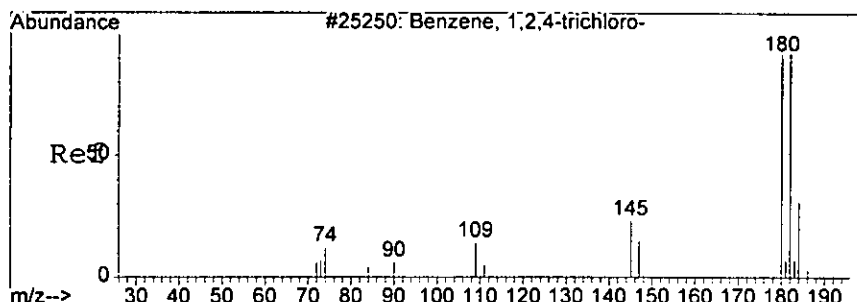
Tgt Ion: 70 Resp: 59582

Ion	Ratio	Lower	Upper
70	100		
42	71.6	60.4	140.4
130	22.8	0.0	38.0

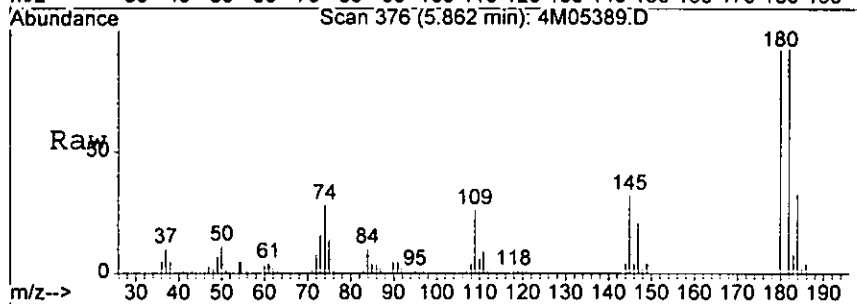


Handwritten signature/initials

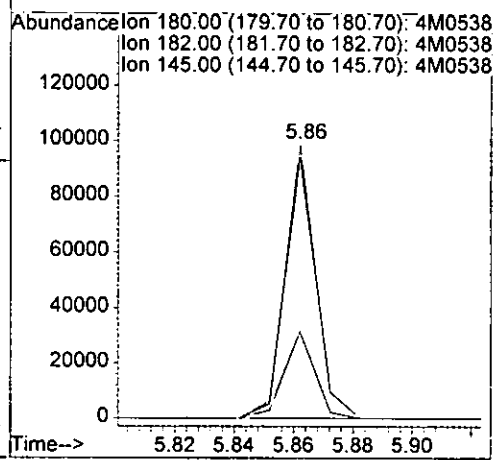
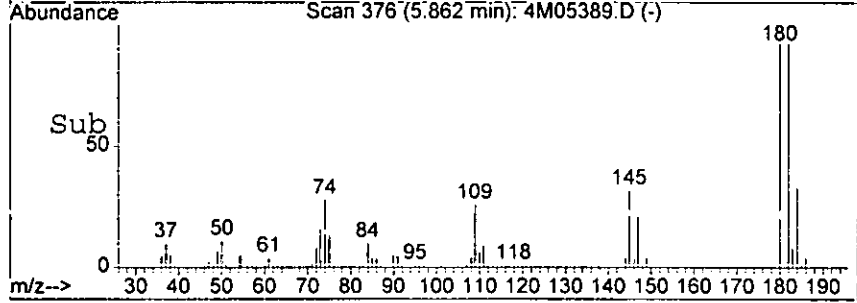
0509



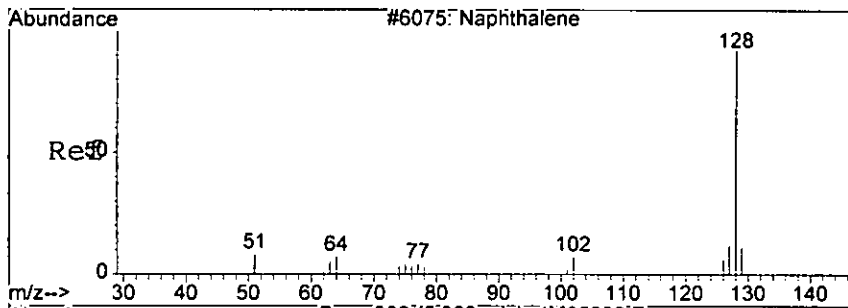
#28
 1,2,4-Trichlorobenzene
 Concen: 94.33 ng
 RT: 5.86 min Scan# 376
 Delta R.T. -0.04 min
 Lab File: 4M05389.D
 Acq: 5 Aug 2005 9:54



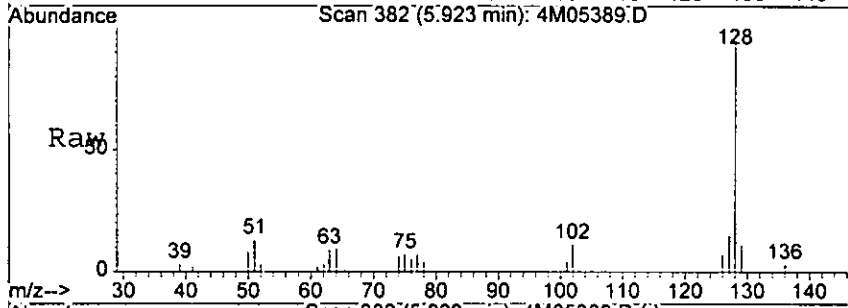
Tgt Ion	Resp	Lower	Upper
180	70209		
182	95.5	56.1	136.1
145	32.0	6.2	46.2



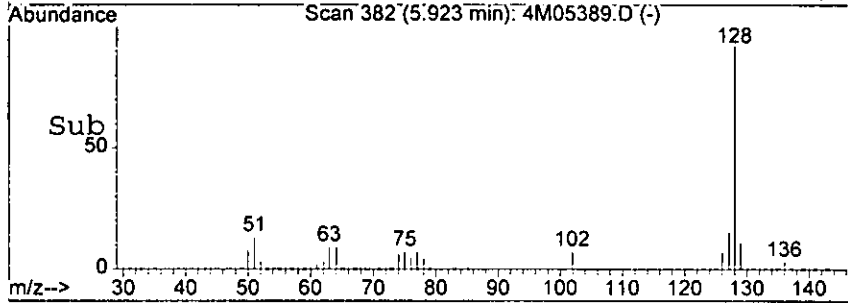
Law



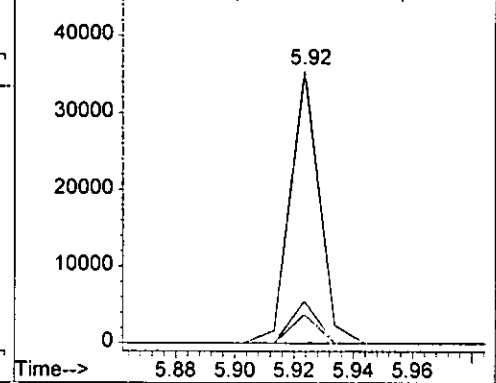
#29
 Naphthalene
 Concen: 13.03 ng
 RT: 5.92 min Scan# 382
 Delta R.T. -0.04 min
 Lab File: 4M05389.D
 Acq: 5 Aug 2005 9:54



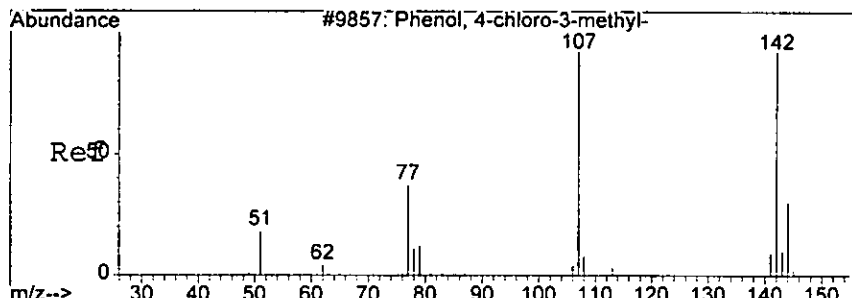
Tgt Ion	Resp	Lower	Upper
128	24276	100	100
129	10.6	0.0	51.8
127	15.3	0.0	57.0



Abundance Ion 128.00 (127.70 to 128.70): 4M0538
 Ion 129.00 (128.70 to 129.70): 4M0538
 Ion 127.00 (126.70 to 127.70): 4M0538

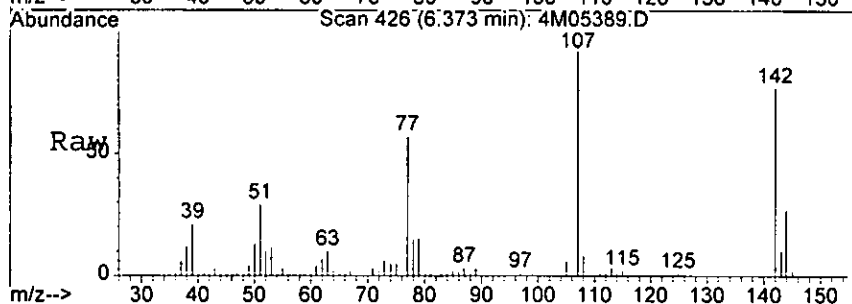


Handwritten signature

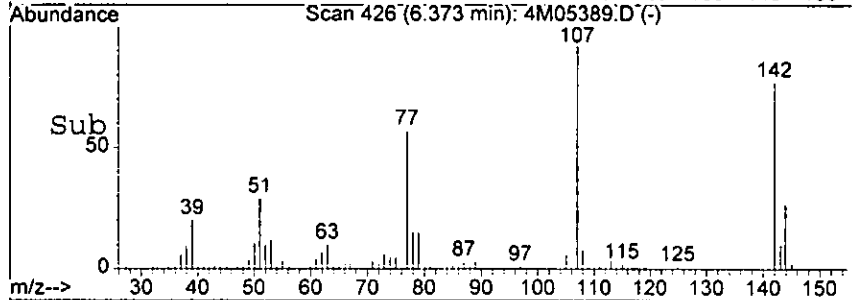
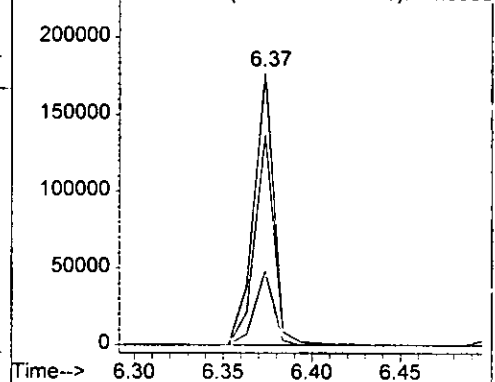


#32
 4-Chloro-3-methylphenol
 Concen: 181.87 ng
 RT: 6.37 min Scan# 426
 Delta R.T. -0.03 min
 Lab File: 4M05389.D
 Acq: 5 Aug 2005 9:54

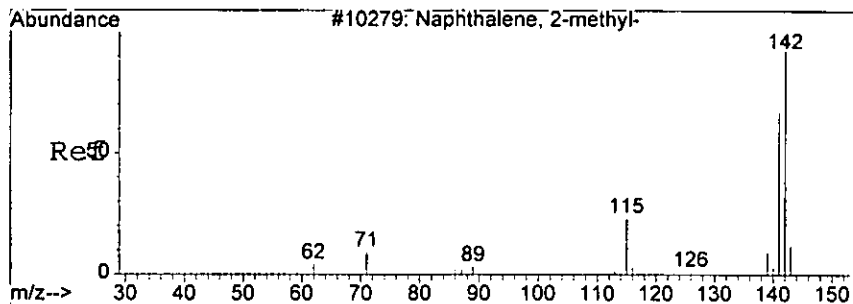
Tgt Ion	Resp	Lower	Upper
107	140724	100	
144	27.2	0.0	68.2
142	77.2	42.7	122.7



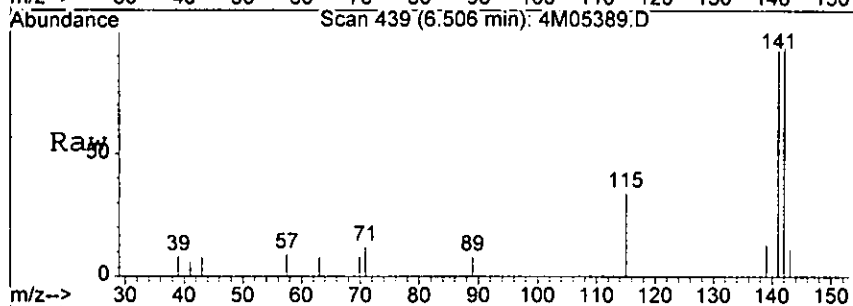
Abundance Ion 107.00 (106.70 to 107.70): 4M0538
 Ion 144.00 (143.70 to 144.70): 4M0538
 Ion 142.00 (141.70 to 142.70): 4M0538



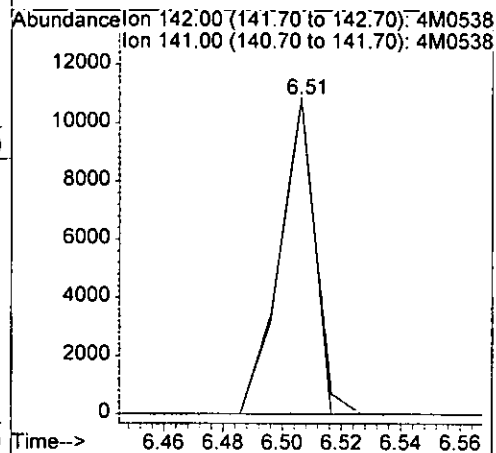
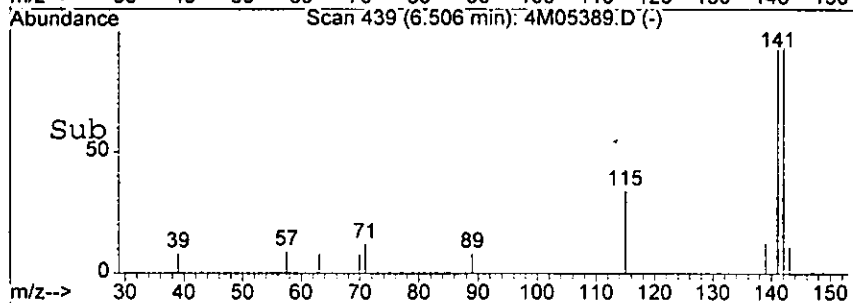
Handwritten signature



#33
 2-Methylnaphthalene
 Concen: 6.93 ng
 RT: 6.51 min Scan# 439
 Delta R.T. -0.04 min
 Lab File: 4M05389.D
 Acq: 5 Aug 2005 9:54

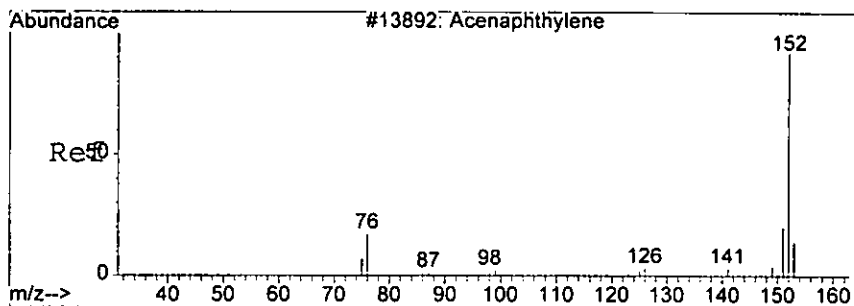


Tgt Ion:142 Resp: 9037
 Ion Ratio Lower Upper
 142 100
 141 101.1 55.7 135.7

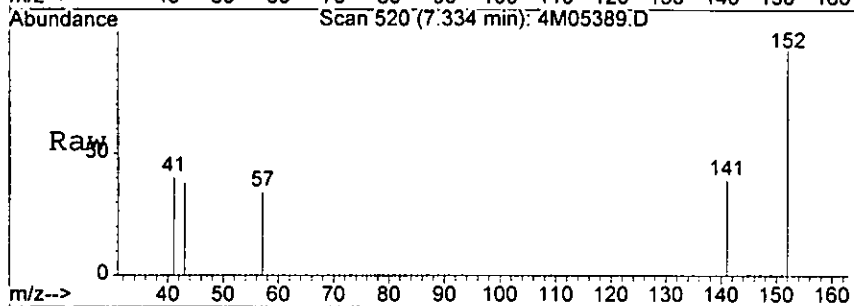


Handwritten signature

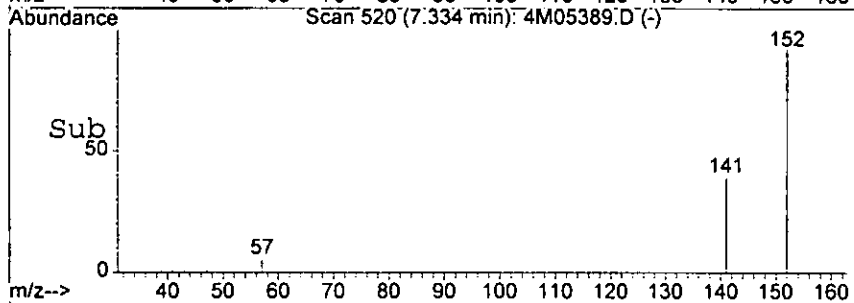
6663



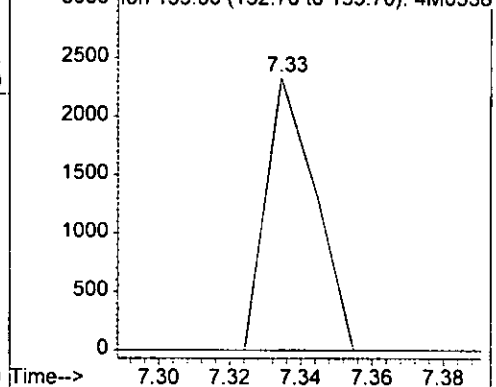
#46
Acenaphthylene
Concen: 1.09 ng
RT: 7.33 min Scan# 520
Delta R.T. -0.05 min
Lab File: 4M05389.D
Acq: 5 Aug 2005 9:54



Tgt Ion	Resp	Lower	Upper
152	2233	100	
151	0.0	0.0	63.6
153	0.0	0.0	53.8

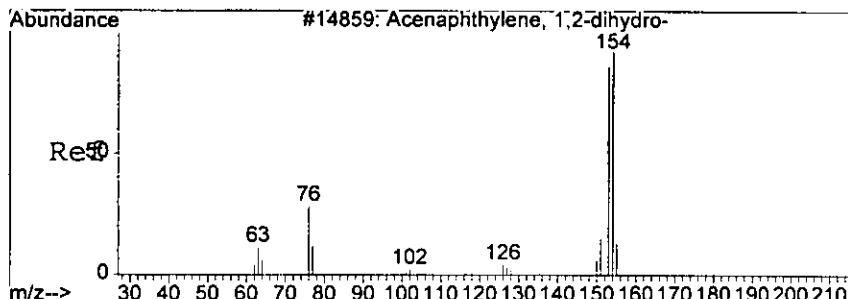


Abundance Ion 152.00 (151.70 to 152.70): 4M0538
Ion 151.00 (150.70 to 151.70): 4M0538
Ion 153.00 (152.70 to 153.70): 4M0538



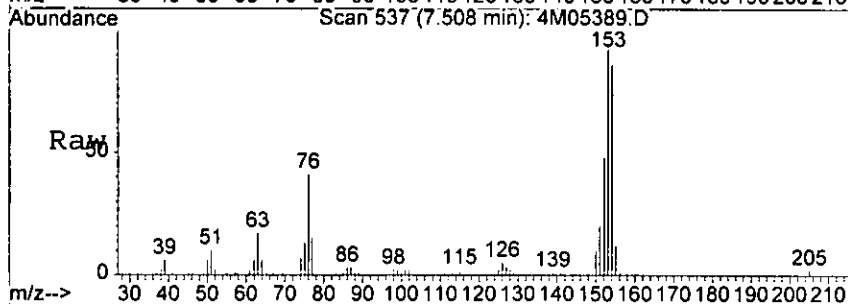
Handwritten signature

7556

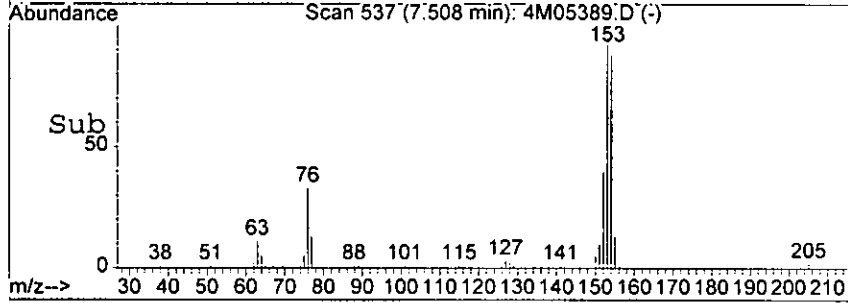
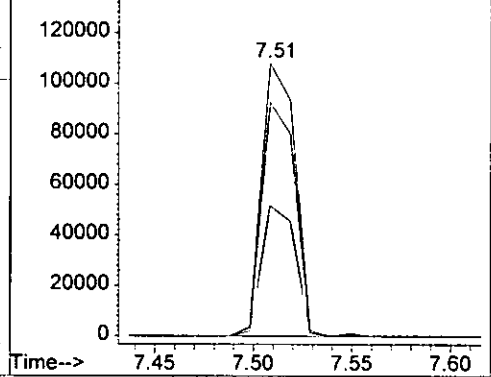


#49
 Acenaphthene
 Concen: 94.85 ng
 RT: 7.51 min Scan# 537
 Delta R.T. -0.05 min
 Lab File: 4M05389.D
 Acq: 5 Aug 2005 9:54

Tgt Ion	Resp	Lower	Upper
153	127706		
153	100		
152	47.9	8.3	88.3
154	85.7	45.1	125.1

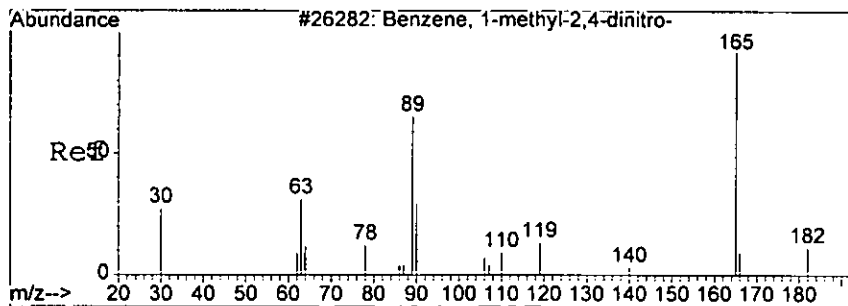


Abundance on 153.00 (152.70 to 153.70): 4M0538
 on 152.00 (151.70 to 152.70): 4M0538
 on 154.00 (153.70 to 154.70): 4M0538

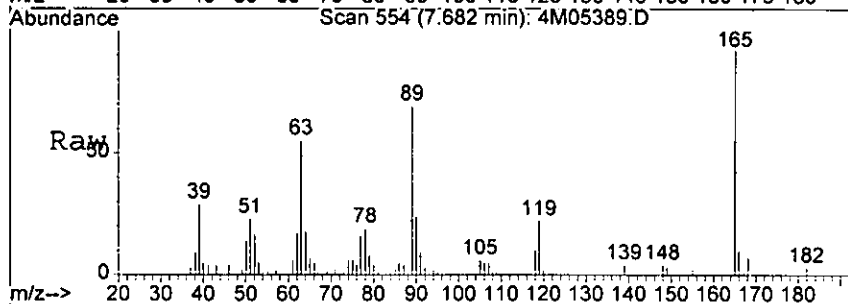


Handwritten signature

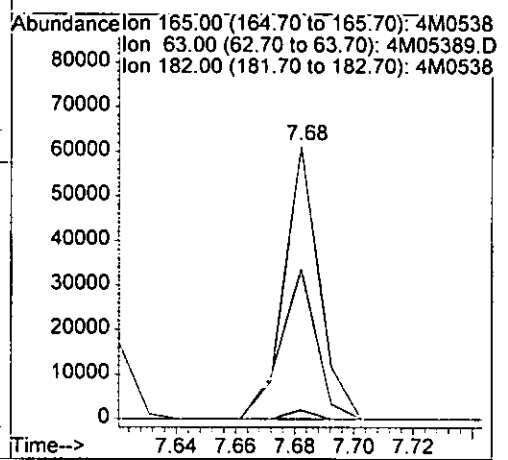
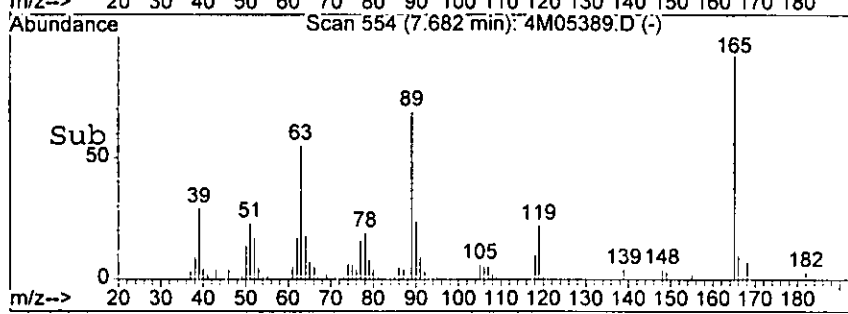
9999



#53
 2,4-Dinitrotoluene
 Concen: 94.95 ng
 RT: 7.68 min Scan# 554
 Delta R.T. -0.04 min
 Lab File: 4M05389.D
 Acq: 5 Aug 2005 9:54

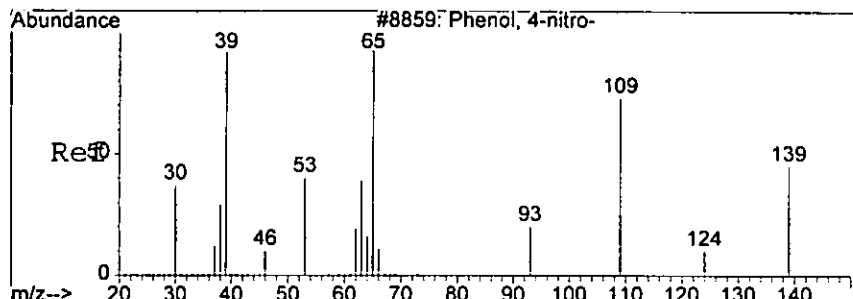


Tgt Ion	Resp	Lower	Upper
165	49929	100	
63	55.0	0.0	167.0
182	3.3	0.0	43.8



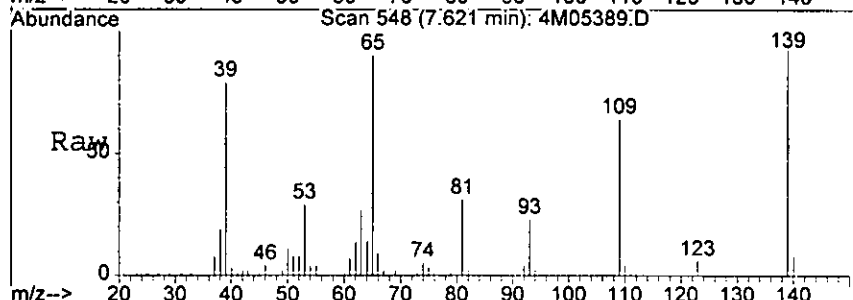
Handwritten signature

000000

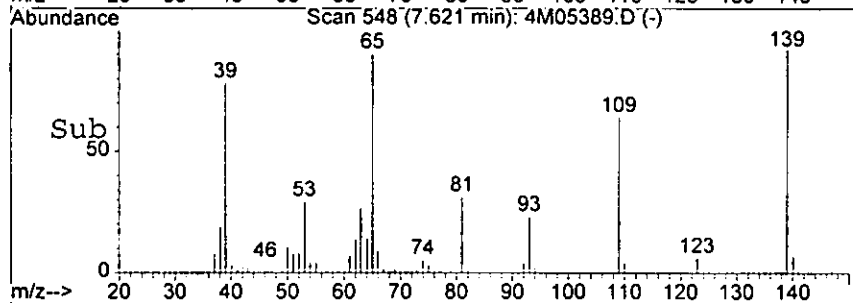
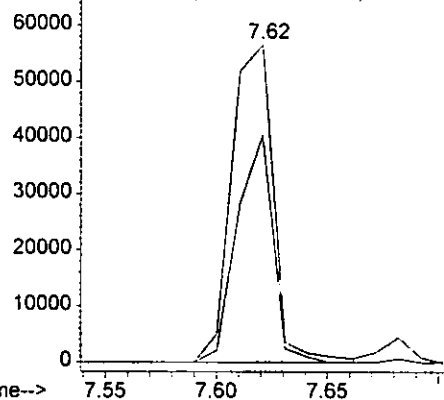


#54
4-Nitrophenol
Concen: 163.81 ng
RT: 7.62 min Scan# 548
Delta R.T. -0.03 min
Lab File: 4M05389.D
Acq: 5 Aug 2005 9:54

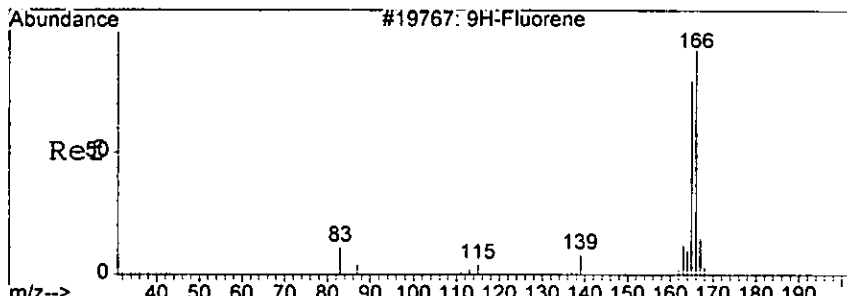
Tgt Ion: 65 Resp: 73818
Ion Ratio Lower Upper
65 100
109 71.5 0.0 116.7



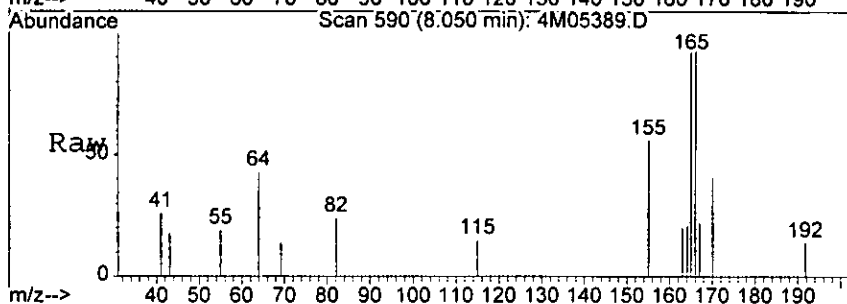
Abundance Ion 65.00 (64.70 to 65.70): 4M05389.D
Ion 109.00 (108.70 to 109.70): 4M0538



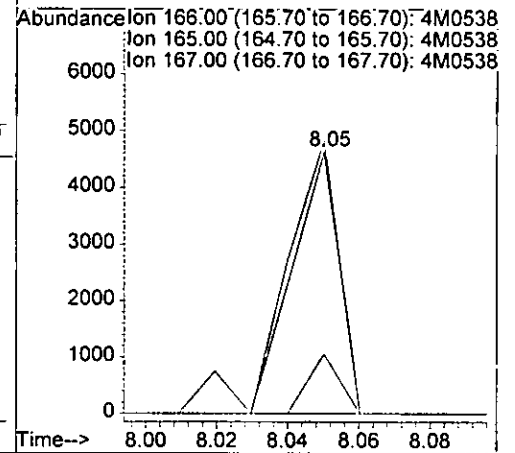
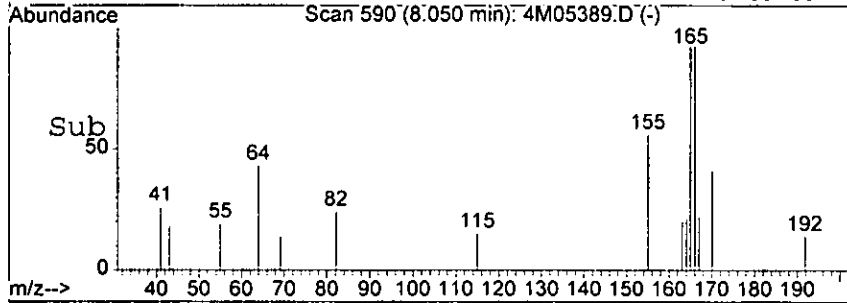
Handwritten signature



#55
 Fluorene
 Concen: 3.25 ng
 RT: 8.05 min Scan# 590
 Delta R.T. -0.04 min
 Lab File: 4M05389.D
 Acq: 5 Aug 2005 9:54

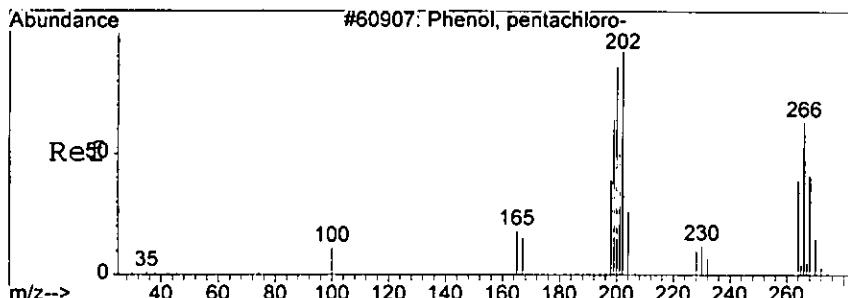


Tgt Ion	Resp	Lower	Upper
166	4247	100	
165	104.4	63.3	143.3
167	22.8	0.0	54.6

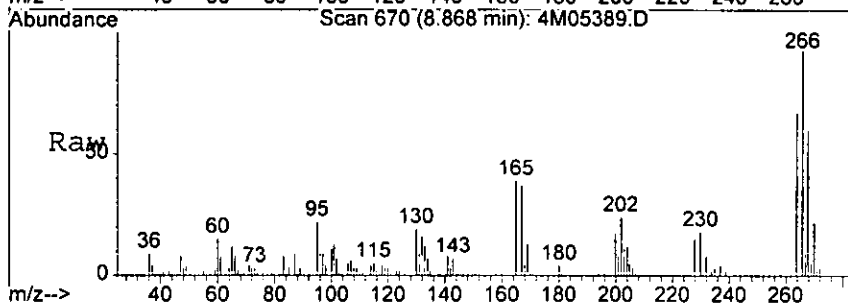


Low

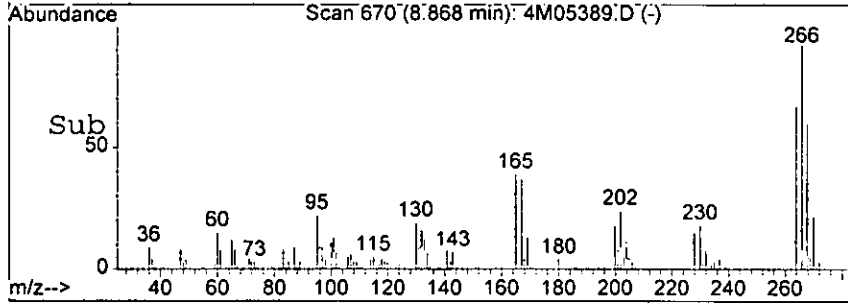
6666



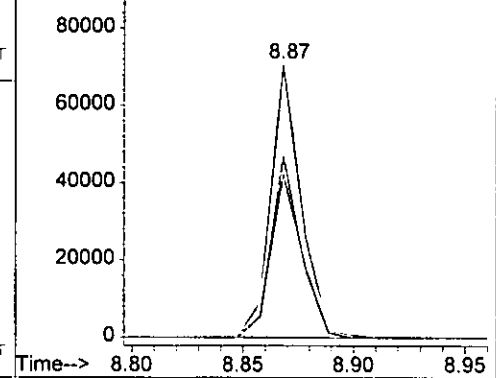
#66
 Pentachlorophenol
 Concen: 182.90 ng
 RT: 8.87 min Scan# 670
 Delta R.T. -0.05 min
 Lab File: 4M05389.D
 Acq: 5 Aug 2005 9:54



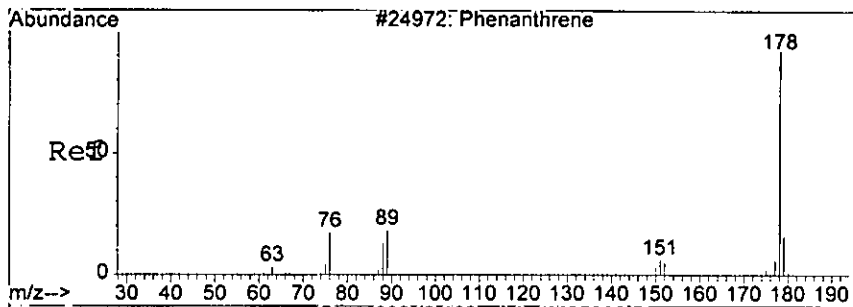
Tgt Ion	Resp	Lower	Upper
266	66552		
266	100		
264	66.6	25.5	105.5
268	59.9	27.9	107.9



Abundance Ion 266.00 (265.70 to 266.70): 4M0538
 Ion 264.00 (263.70 to 264.70): 4M0538
 Ion 268.00 (267.70 to 268.70): 4M0538

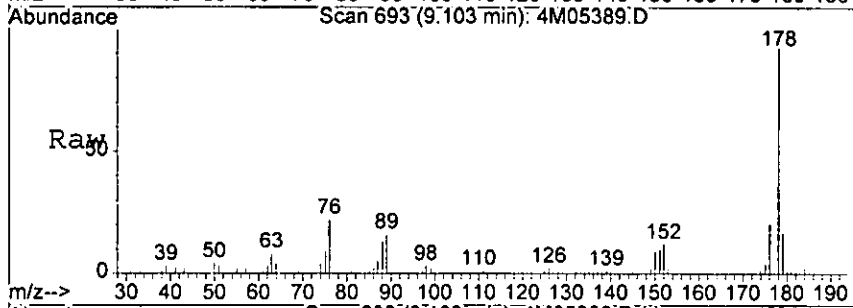


Handwritten signature

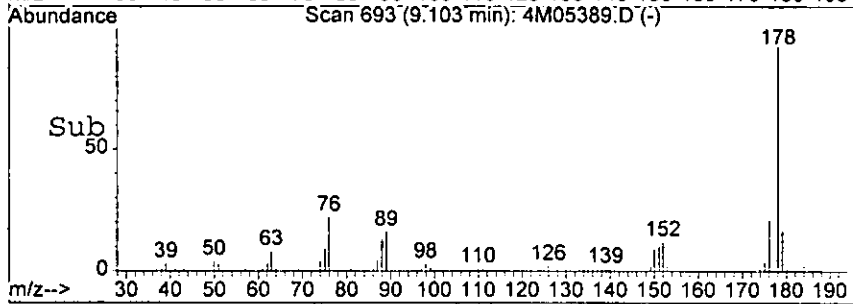
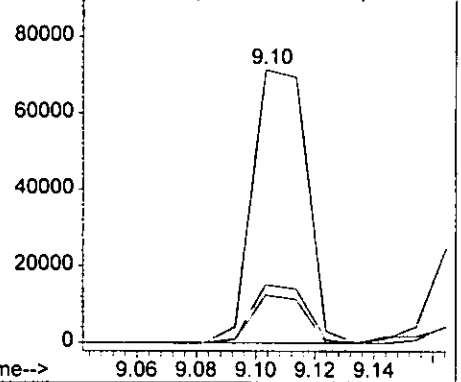


#67
 Phenanthrene
 Concen: 47.32 ng
 RT: 9.10 min Scan# 693
 Delta R.T. -0.05 min
 Lab File: 4M05389.D
 Acq: 5 Aug 2005 9:54

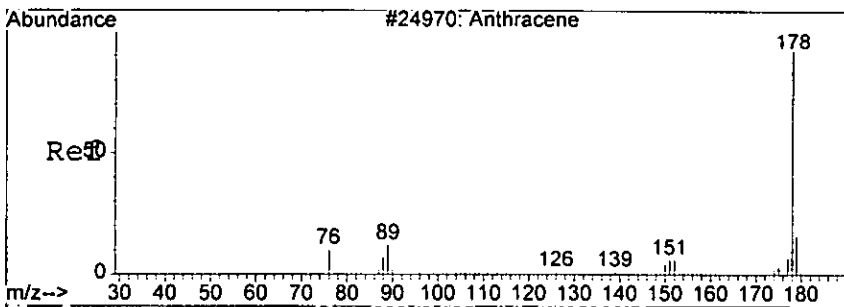
Tgt Ion	Resp	Lower	Upper
178	90914	100	
179	17.3	0.0	56.6
176	21.2	0.0	60.5



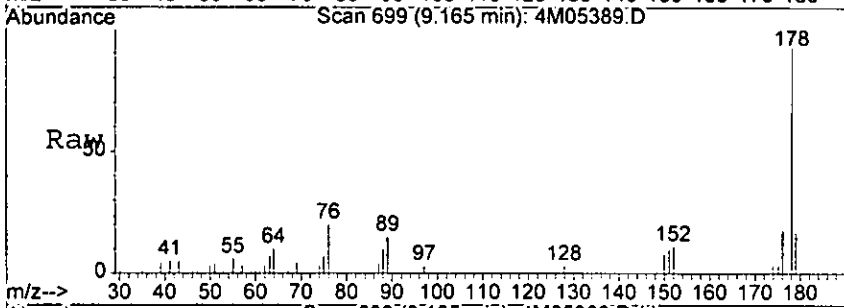
Abundance Ion 178.00 (177.70 to 178.70): 4M0538
 Ion 179.00 (178.70 to 179.70): 4M0538
 Ion 176.00 (175.70 to 176.70): 4M0538



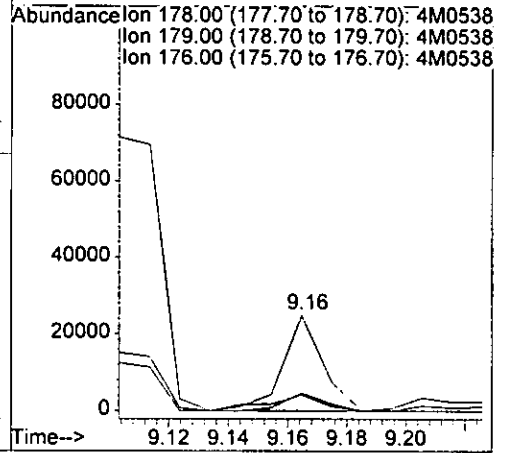
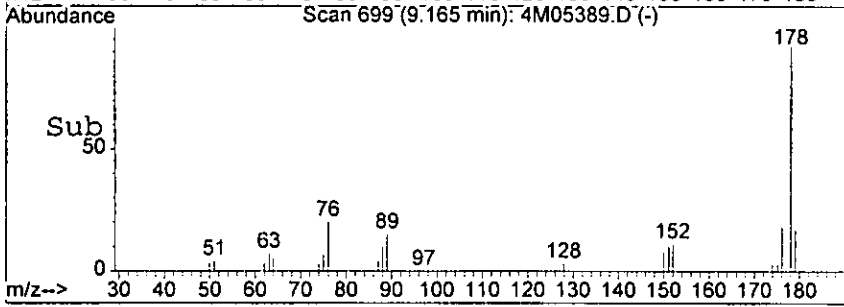
Handwritten signature



#68
 Anthracene
 Concen: 11.87 ng
 RT: 9.16 min Scan# 699
 Delta R.T. -0.05 min
 Lab File: 4M05389.D
 Acq: 5 Aug 2005 9:54

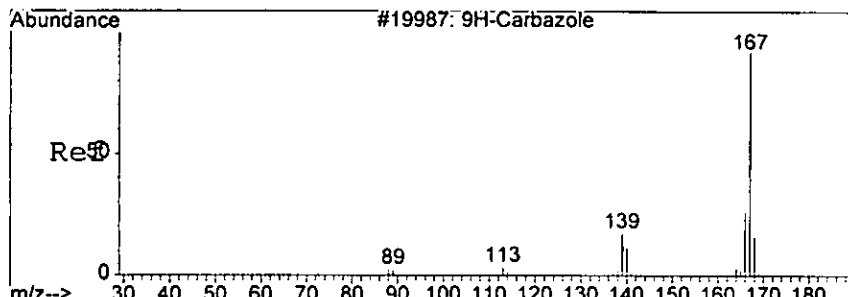


Tgt Ion	Resp	Lower	Upper
178	23166		
179	16.9	0.0	56.6
176	18.5	0.0	60.2



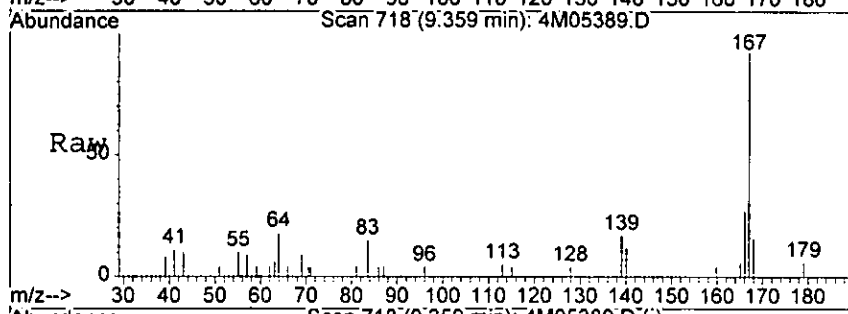
Handwritten signature

0571

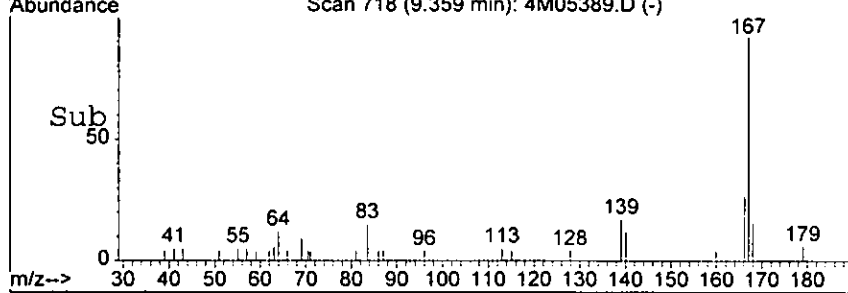
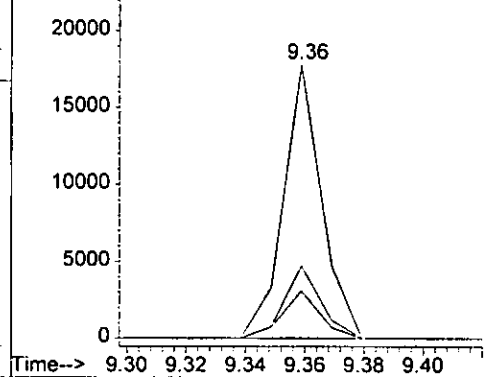


#69
Carbazole
Concen: 8.84 ng
RT: 9.36 min Scan# 718
Delta R.T. -0.05 min
Lab File: 4M05389.D
Acq: 5 Aug 2005 9:54

Tgt Ion	Resp	Lower	Upper
167	15826	100	
166	26.5	4.9	44.9
139	17.4	0.0	33.9

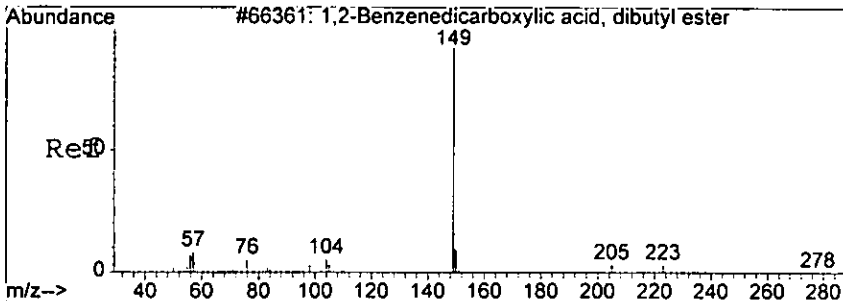


Abundance Ion 167.10 (166.80 to 167.80): 4M0538
Ion 166.20 (165.90 to 166.90): 4M0538
Ion 139.05 (138.75 to 139.75): 4M0538



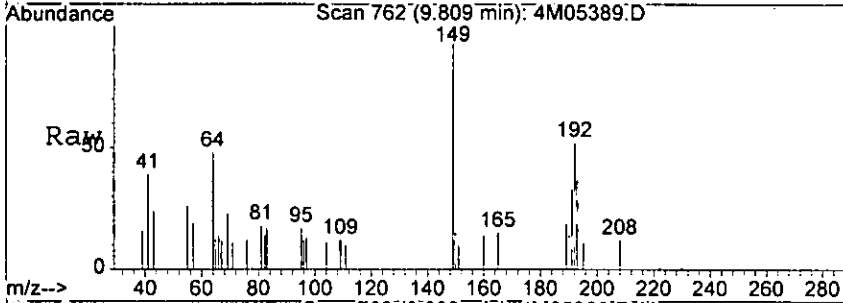
Handwritten signature

2255

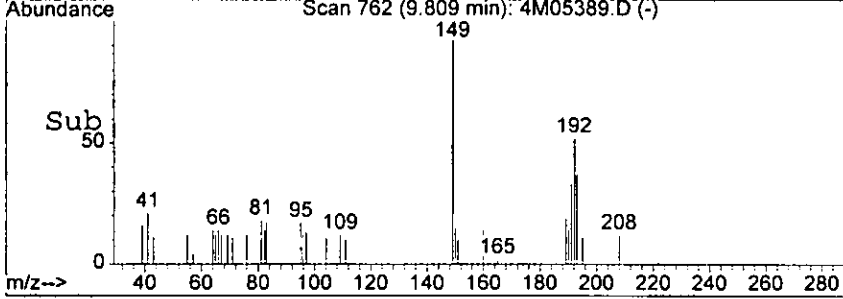
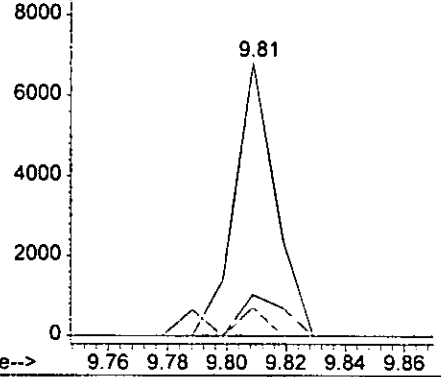


#70
 Di-n-butylphthalate
 Concen: 2.48 ng
 RT: 9.81 min Scan# 762
 Delta R.T. -0.05 min
 Lab File: 4M05389.D
 Acq: 5 Aug 2005 9:54

Tgt Ion	Resp	Lower	Upper
149	6493		
150	15.0	0.0	49.8
104	10.5	0.0	44.6

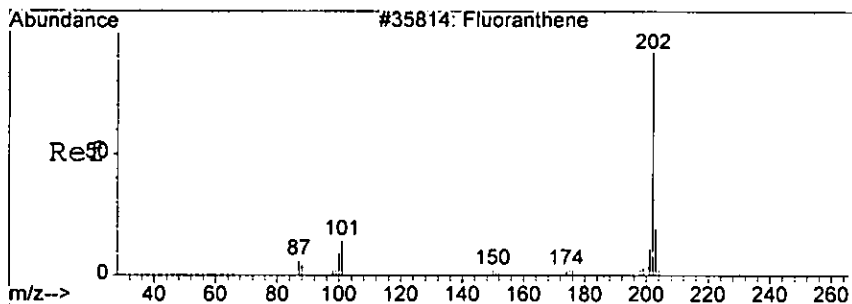


Abundance Ion 149.00 (148.70 to 149.70): 4M0538
 Ion 150.00 (149.70 to 150.70): 4M0538
 Ion 104.00 (103.70 to 104.70): 4M0538



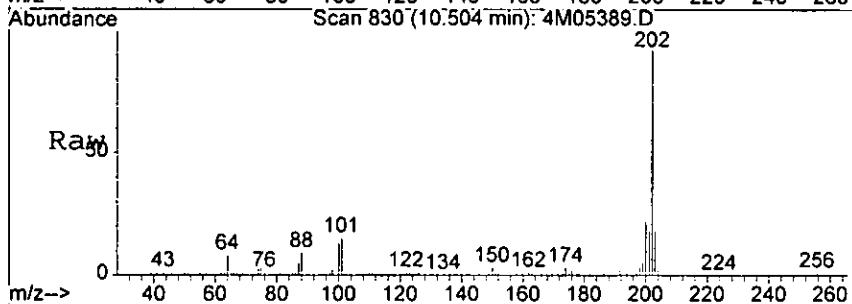
Handwritten signature

115

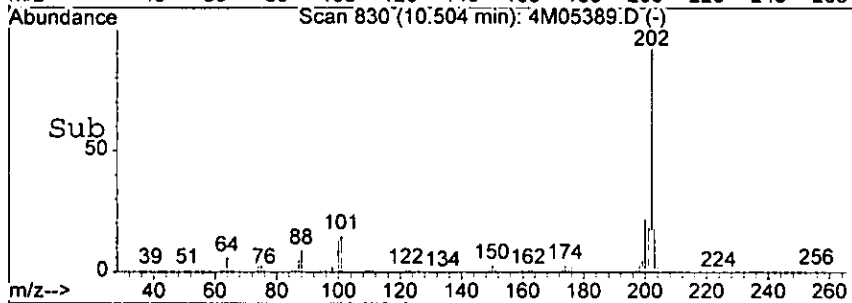
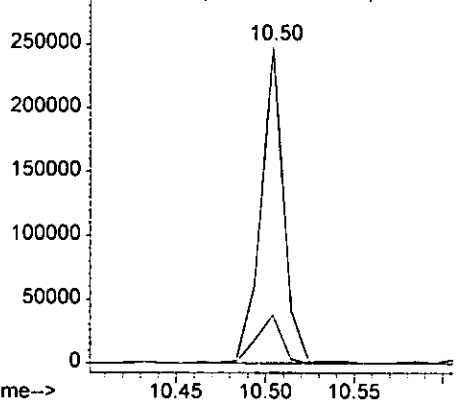


#71
Fluoranthene
Concen: 110.15 ng
RT: 10.50 min Scan# 830
Delta R.T. -0.04 min
Lab File: 4M05389.D
Acq: 5 Aug 2005 9:54

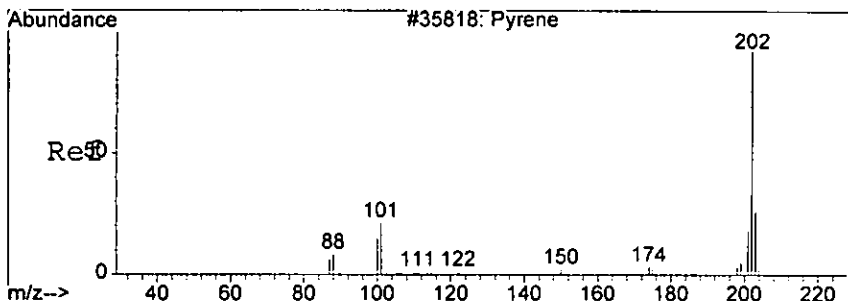
Tgt Ion: 202	Resp: 220156
Ion Ratio Lower	Upper
202	100
101	15.1 0.0 58.3



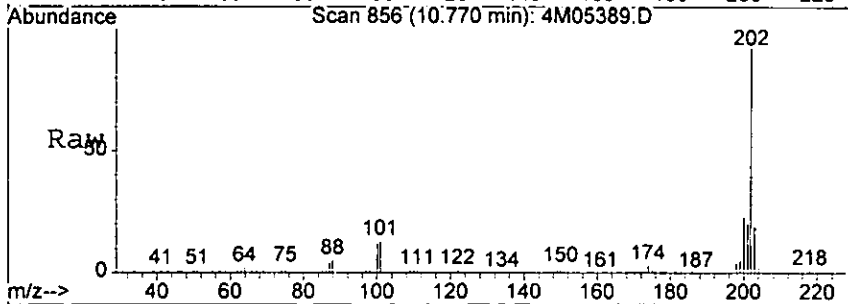
Abundance Ion 202.00 (201.70 to 202.70): 4M0538
Ion 101.00 (100.70 to 101.70): 4M0538



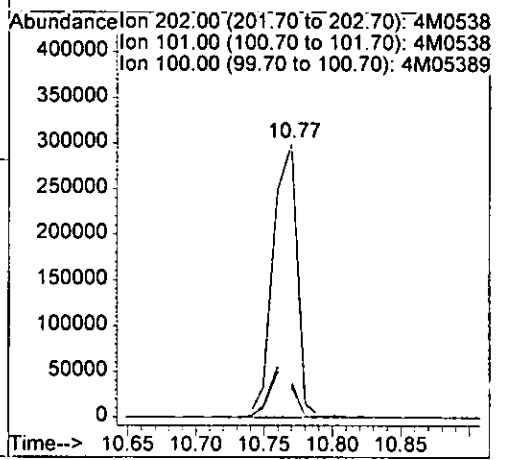
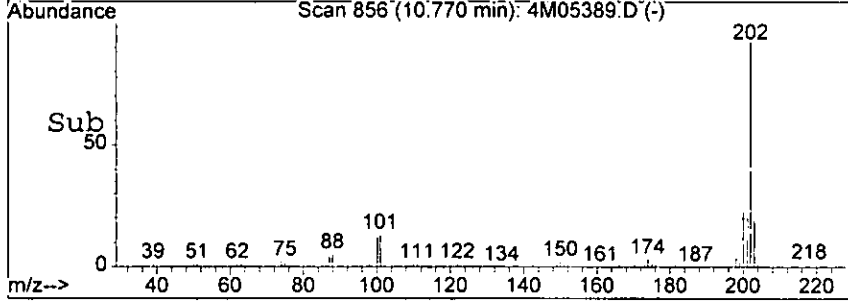
Handwritten signature



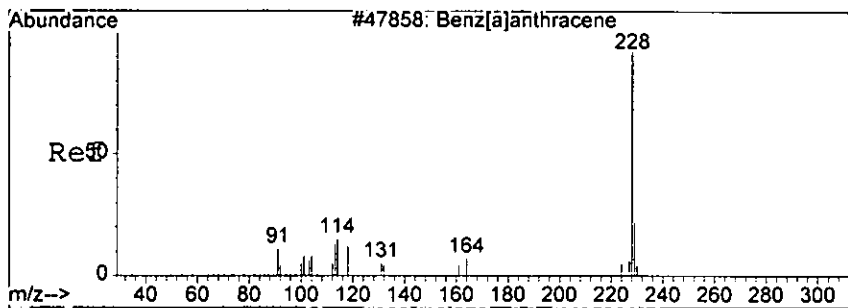
#73
 Pyrene
 Concen: 183.75 ng
 RT: 10.77 min Scan# 856
 Delta R.T. -0.04 min
 Lab File: 4M05389.D
 Acq: 5 Aug 2005 9:54



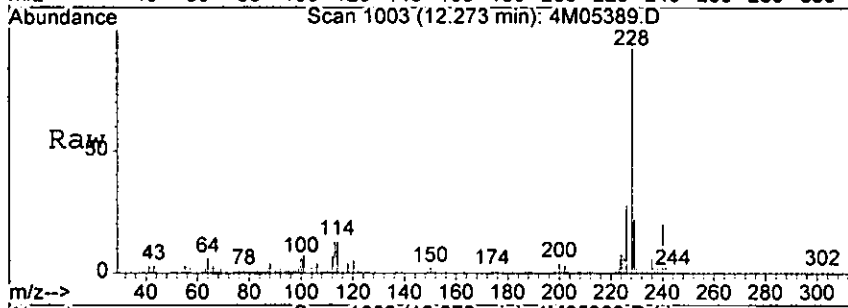
Tgt Ion	Ratio	Lower	Upper
202	100		
101	13.5	0.0	62.7
100	11.7	0.0	60.5



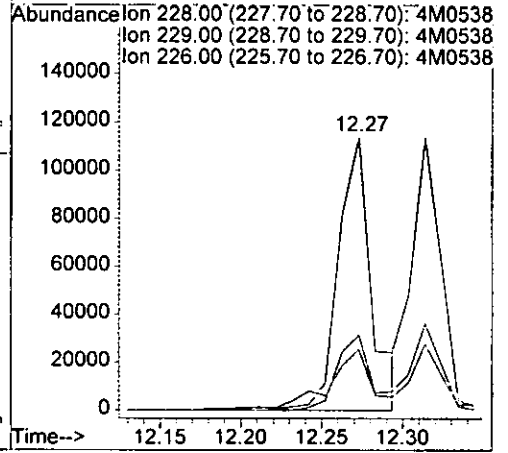
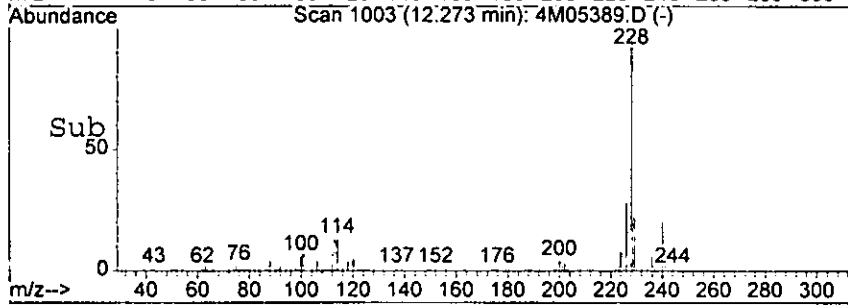
dmw



#78
 Benzo[a]anthracene
 Concen: 97.34 ng
 RT: 12.27 min Scan# 1003
 Delta R.T. -0.05 min
 Lab File: 4M05389.D
 Acq: 5 Aug 2005 9:54

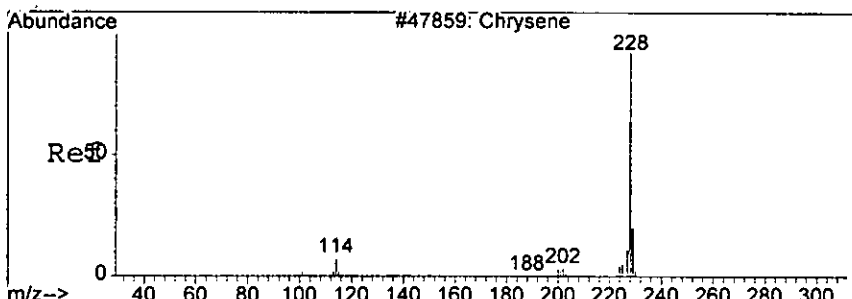


Tgt Ion	Resp	Lower	Upper
228	160853		
229	21.8	0.0	60.5
226	27.7	0.0	69.0



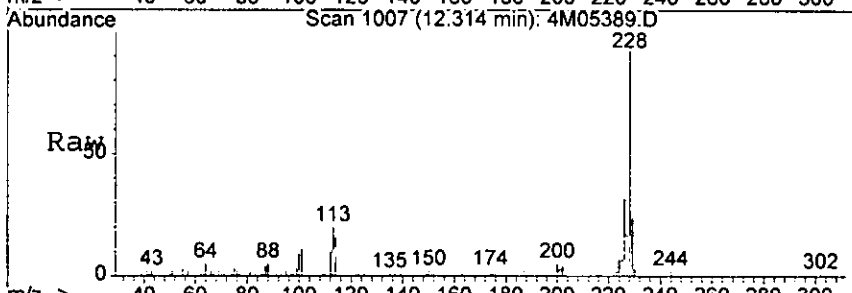
Handwritten signature/initials

01.00

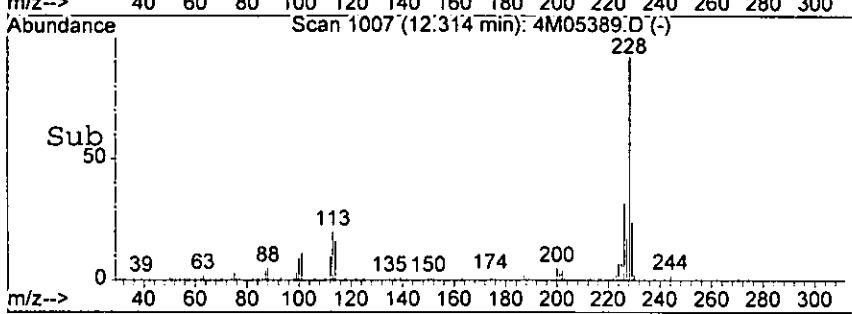
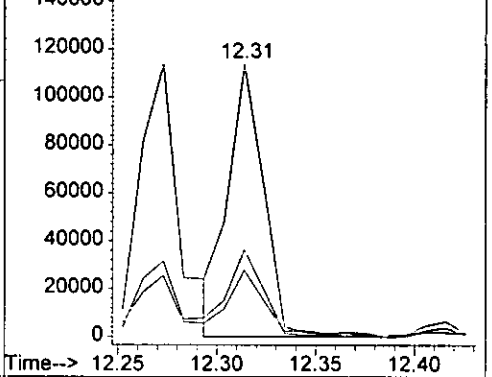


#79
 Chrysene
 Concen: 96.48 ng
 RT: 12.31 min Scan# 1007
 Delta R.T. -0.05 min
 Lab File: 4M05389.D
 Acq: 5 Aug 2005 9:54

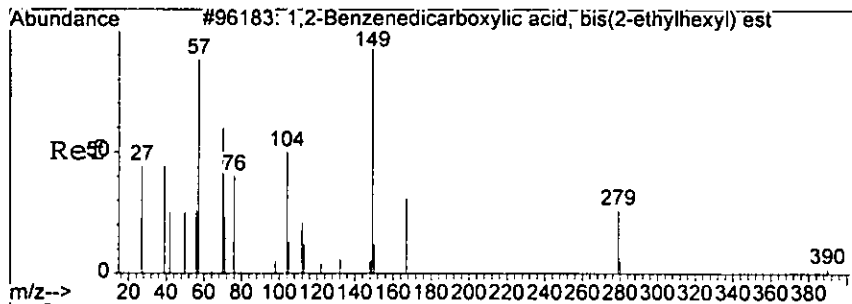
Tgt Ion	Ratio	Lower	Upper
228	100		
226	31.9	12.0	52.0
229	23.2	0.0	61.1



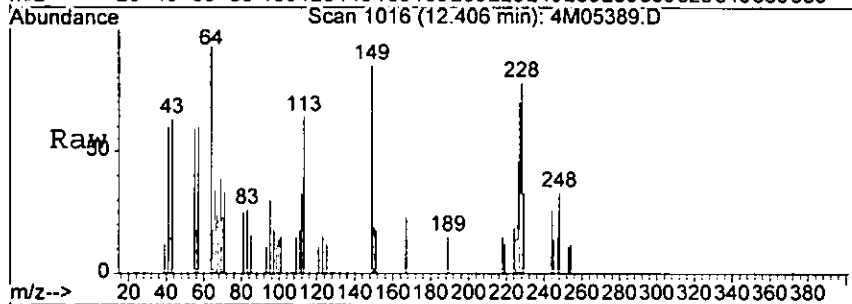
Abundance Ion 228.00 (227.70 to 228.70): 4M0538
 Ion 226.00 (225.70 to 226.70): 4M0538
 Ion 229.00 (228.70 to 229.70): 4M0538



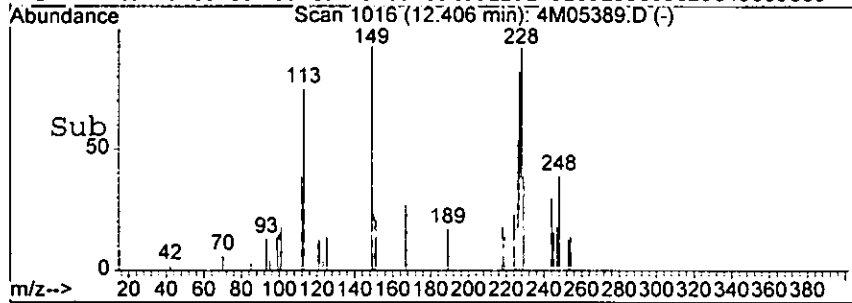
Handwritten signature/initials



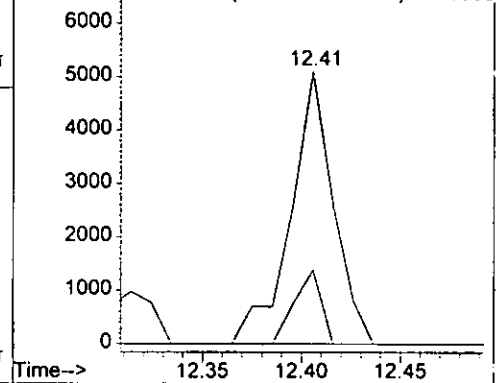
#80
 bis(2-Ethylhexyl)phthalate
 Concen: 5.95 ng
 RT: 12.41 min Scan# 1016
 Delta R.T. -0.05 min
 Lab File: 4M05389.D
 Acq: 5 Aug 2005 9:54



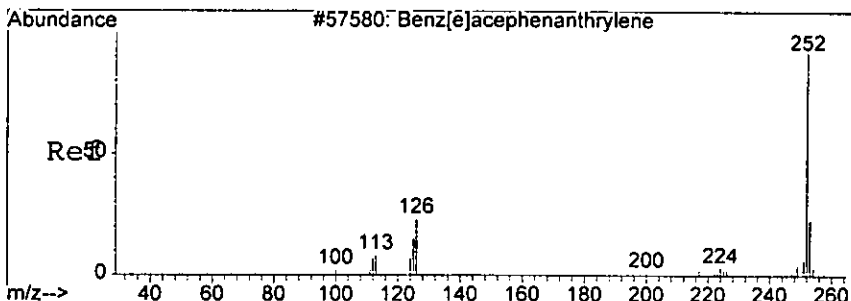
Tgt Ion	Ratio	Lower	Upper	Resp
149	100			7639
167	27.1	0.0	53.9	
279	0.0	0.0	43.5	



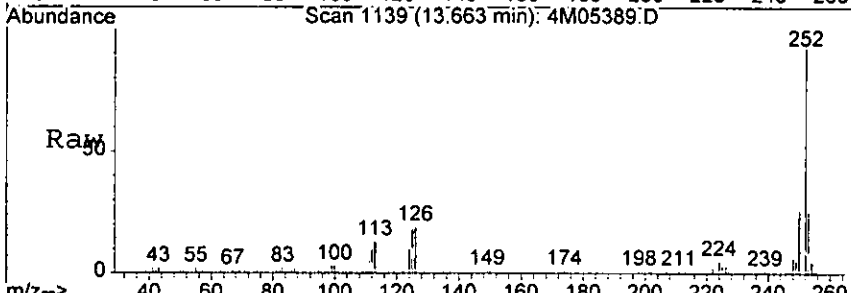
Abundance Ion 149.00 (148.70 to 149.70): 4M0538
 7000 Ion 167.00 (166.70 to 167.70): 4M0538
 Ion 279.00 (278.70 to 279.70): 4M0538



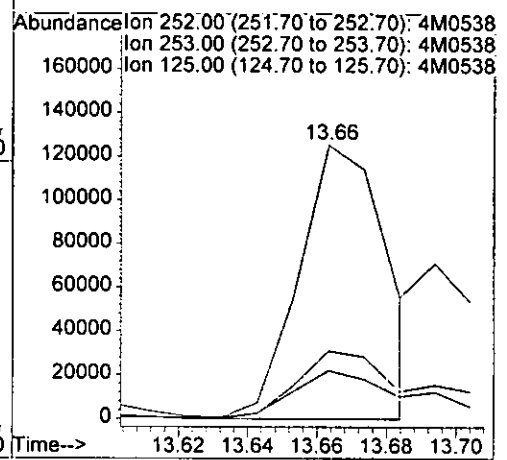
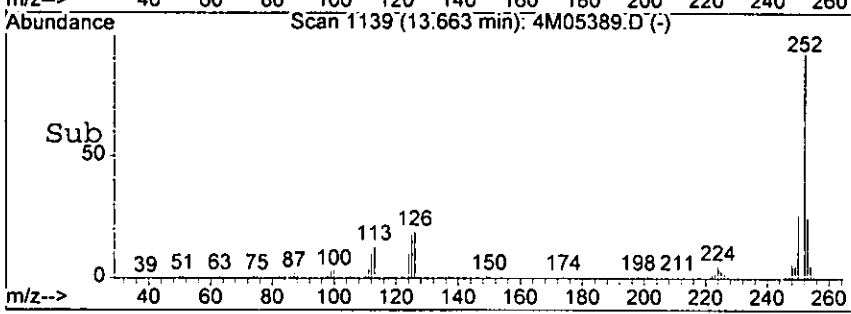
dmr



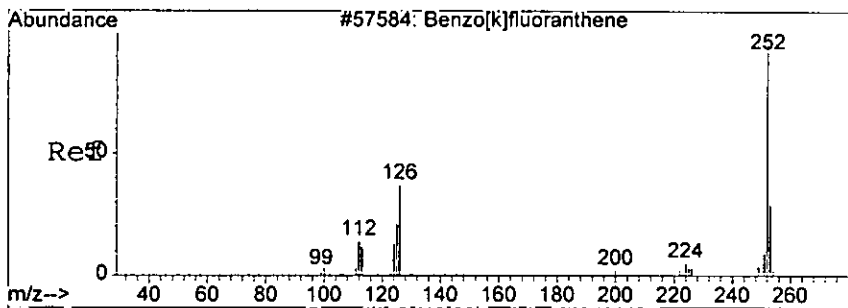
#83
 Benzo [b] fluoranthene
 Concen: 111.64 ng m
 RT: 13.66 min Scan# 1139
 Delta R.T. -0.05 min
 Lab File: 4M05389.D
 Acq: 5 Aug 2005 9:54



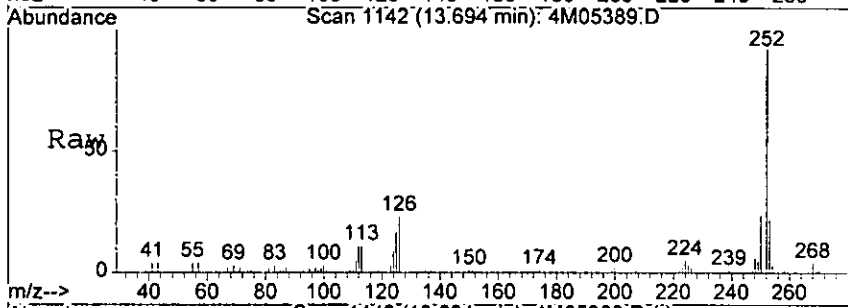
Tgt Ion	Resp	Lower	Upper
252	218703	100	
253	24.8	0.0	63.3
125	17.6	0.0	57.6



Handwritten signature

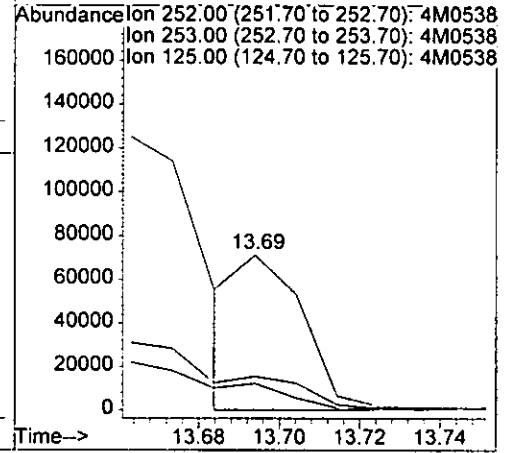
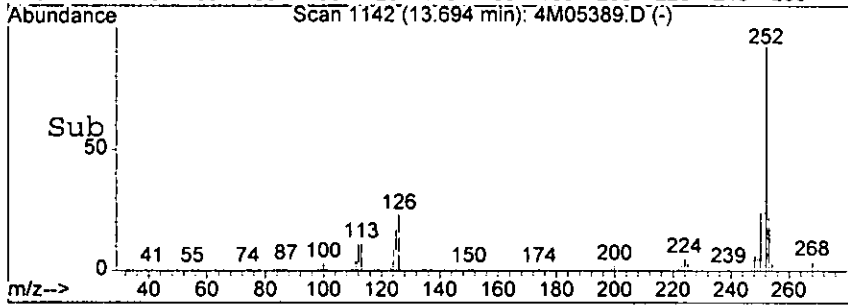


#84
 Benzo [k] fluoranthene
 Concen: 48.00 ng m
 RT: 13.69 min Scan# 1142
 Delta R.T. -0.05 min
 Lab File: 4M05389.D
 Acq: 5 Aug 2005 9:54

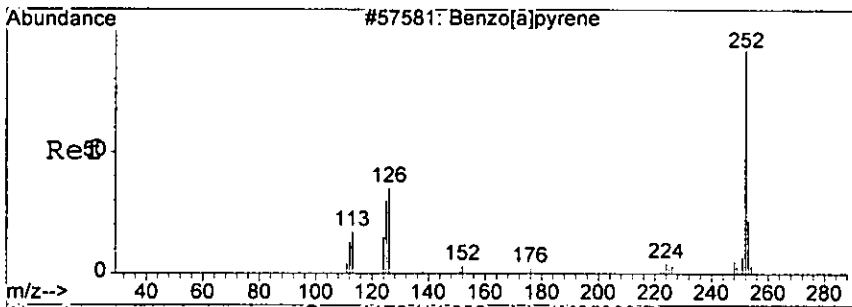


Tgt Ion: 252 Resp: 81436

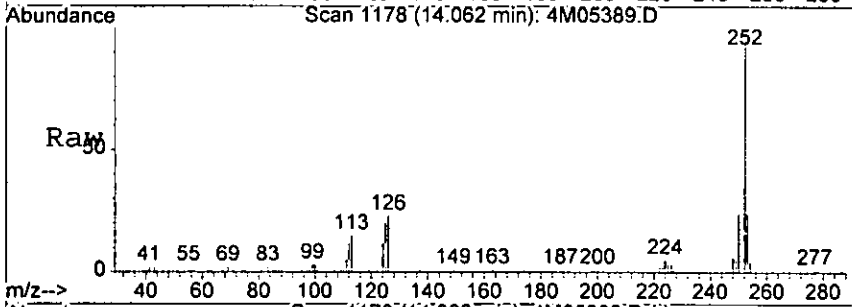
Ion	Ratio	Lower	Upper
252	100		
253	21.8	0.0	63.5
125	17.3	0.0	53.8



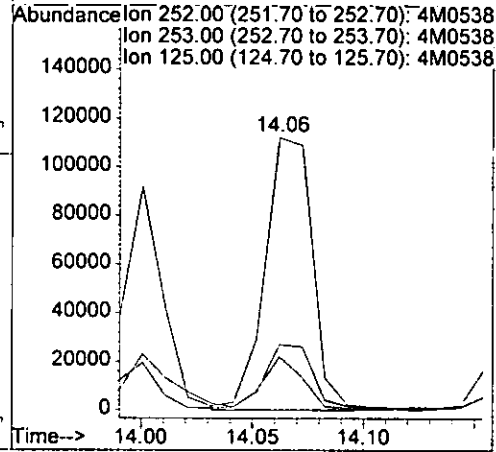
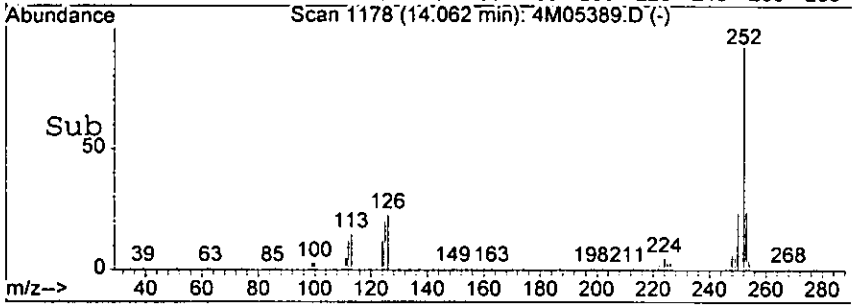
Handwritten signature/initials



#85
Benzo[a]pyrene
Concen: 103.46 ng
RT: 14.06 min Scan# 1178
Delta R.T. -0.05 min
Lab File: 4M05389.D
Acq: 5 Aug 2005 9:54

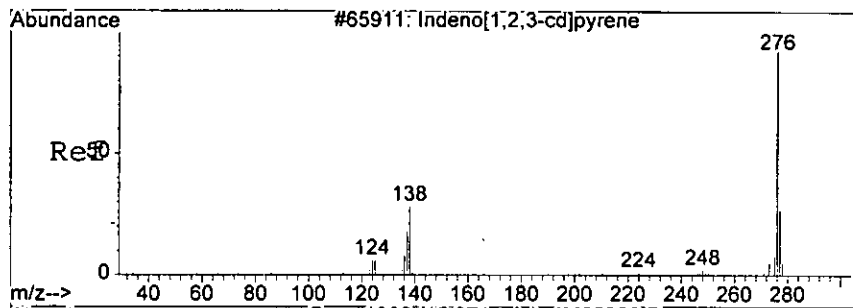


Tgt Ion	Resp	Lower	Upper
252	166595	100	
253	23.7	0.0	62.9
125	19.2	0.0	57.6



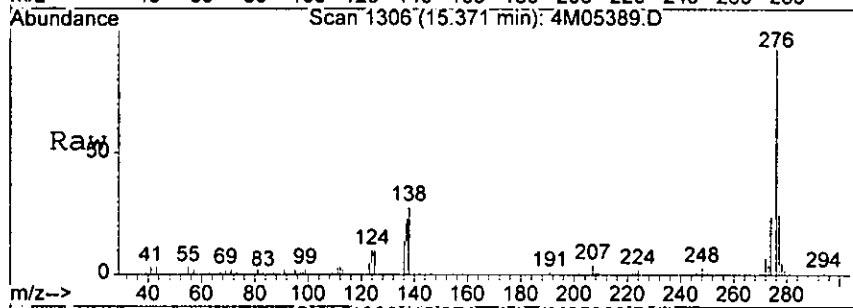
hsw

1665

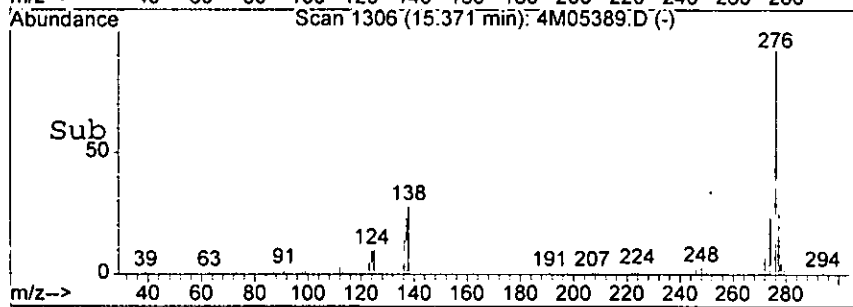
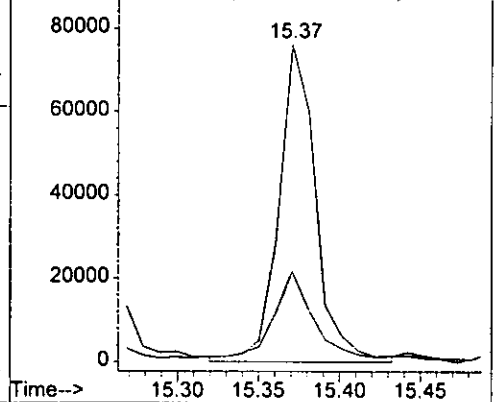


#86
Indeno[1,2,3-cd]pyrene
Concen: 83.19 ng
RT: 15.37 min Scan# 1306
Delta R.T. -0.05 min
Lab File: 4M05389.D
Acq: 5 Aug 2005 9:54

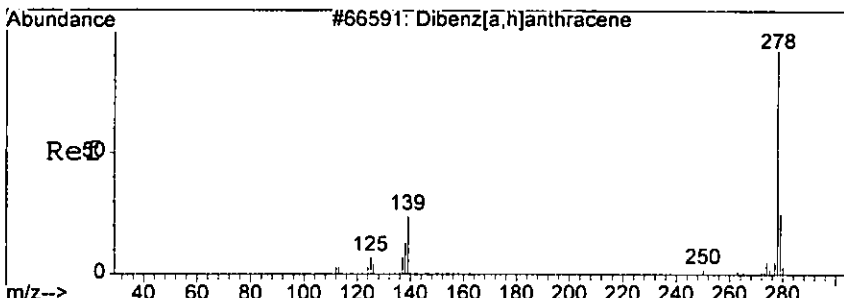
Tgt Ion	Resp	Lower	Upper
276	121517	100	
138	27.2	0.0	73.4



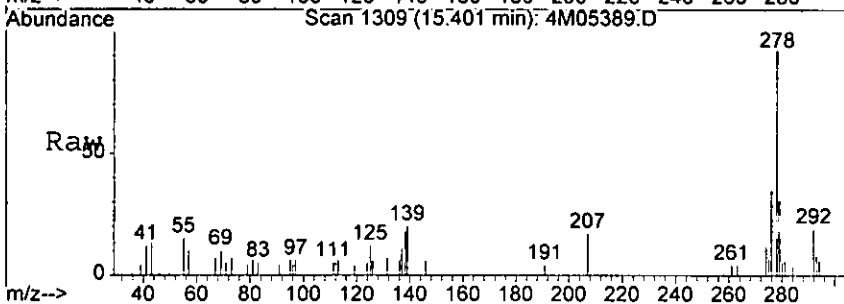
Abundance Ion 276.00 (275.70 to 276.70): 4M0538
Ion 138.00 (137.70 to 138.70): 4M0538



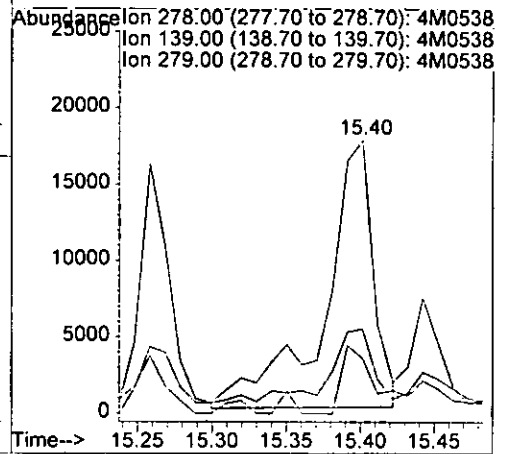
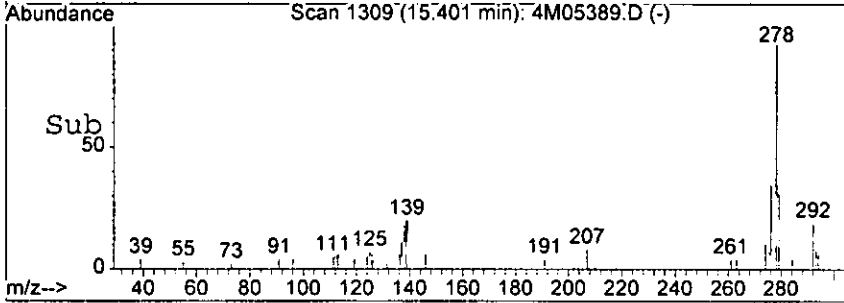
UM



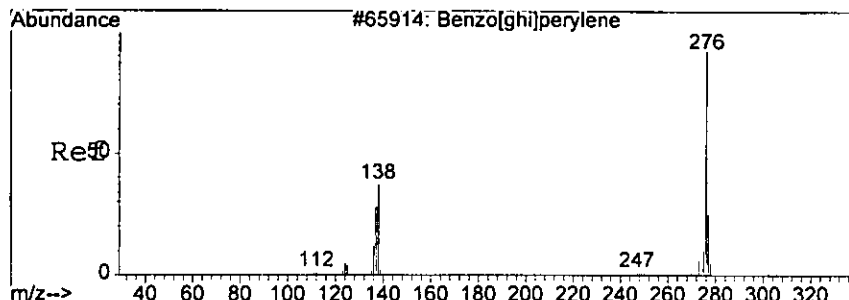
#87
 Dibenzo[a,h]anthracene
 Concen: 33.93 ng
 RT: 15.40 min Scan# 1309
 Delta R.T. -0.05 min
 Lab File: 4M05389.D
 Acq: 5 Aug 2005 9:54



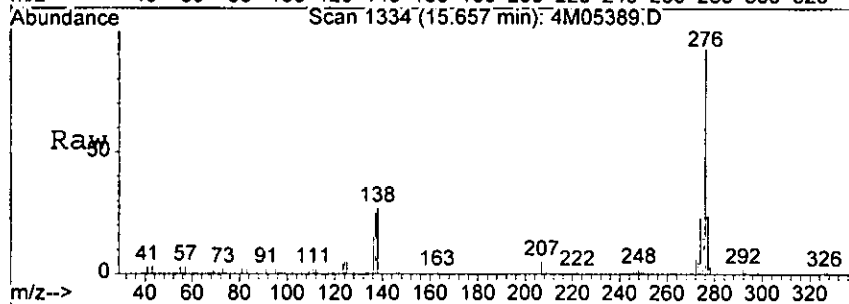
Tgt Ion	Resp	Lower	Upper
278	100		
139	21.2	0.0	63.8
279	28.3	0.0	64.0



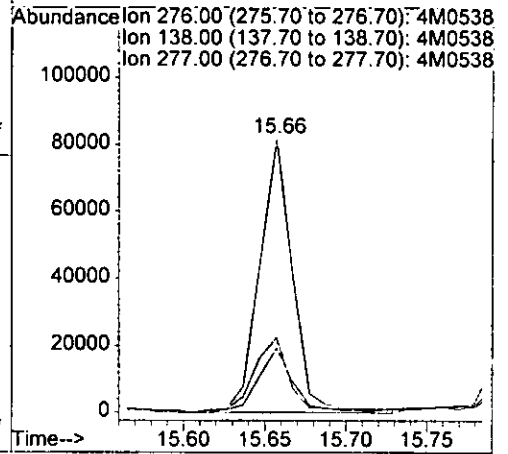
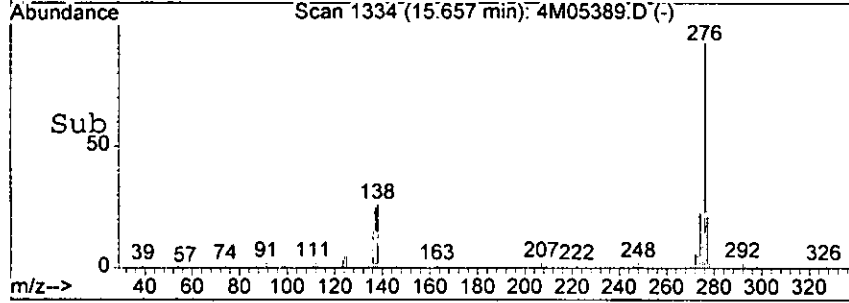
Handwritten signature



#88
 Benzo[g,h,i]perylene
 Concen: 98.82 ng
 RT: 15.66 min Scan# 1334
 Delta R.T. -0.05 min
 Lab File: 4M05389.D
 Acq: 5 Aug 2005 9:54



Tgt Ion	Resp	Lower	Upper
276	115215	100	
138	26.2	0.0	74.1
277	23.6	0.0	65.0



NR11

Form1

ORGANICS SEMIVOLATILE REPORT

7584

Sample Number: AC18807-012(MSD:AC
 Client Id: PCSB-40(4')MSD
 Data File: 4M05390.D
 Analysis Date: 08/05/05 10:18
 Date Rec/Extracted: 07/28/05-08/04/05

Matrix: Soil
 Initial Vol: 30g
 Final Vol: 1ml
 Dilution: 1
 Solids: 78

Units: mg/Kg

Cas #	Compound	RL	Conc	Cas #	Compound	RL	Conc
120-82-1	1,2,4-Trichlorobenzene	0.012	3.4	205-99-2	Benzo[b]fluoranthene	0.013	5.9
95-50-1	1,2-Dichlorobenzene	0.020	U	191-24-2	Benzo[g,h,i]perylene	0.0081	4.4
122-66-7	1,2-Diphenylhydrazine	0.012	U	207-08-9	Benzo[k]fluoranthene	0.014	2.2
541-73-1	1,3-Dichlorobenzene	0.018	U	111-91-1	bis(2-Chloroethoxy)methan	0.0097	U
106-46-7	1,4-Dichlorobenzene	0.022	3.7	111-44-4	bis(2-Chloroethyl)ether	0.023	U
95-95-4	2,4,5-Trichlorophenol	0.58	U	108-60-1	bis(2-chloroisopropyl)ether	0.014	U
88-06-2	2,4,6-Trichlorophenol	1.0	U	117-81-7	bis(2-Ethylhexyl)phthalat	0.039	0.26
120-83-2	2,4-Dichlorophenol	0.069	U	85-68-7	Butylbenzylphthalate	0.017	U
105-67-9	2,4-Dimethylphenol	0.059	U	86-74-8	Carbazole	0.013	0.41
51-28-5	2,4-Dinitrophenol	0.29	U	218-01-9	Chrysene	0.0088	5.1
121-14-2	2,4-Dinitrotoluene	0.016	4.1	84-74-2	Di-n-butylphthalate	0.0096	0.095
606-20-2	2,6-Dinitrotoluene	0.018	U	117-84-0	Di-n-octylphthalate	0.010	U
91-58-7	2-Chloronaphthalene	0.012	U	53-70-3	Dibenzo[a,h]anthracene	0.015	1.8
95-57-8	2-Chlorophenol	0.087	6.2	132-64-9	Dibenzofuran	0.054	U
91-57-6	2-Methylnaphthalene	0.055	0.25	84-66-2	Diethylphthalate	0.012	U
95-48-7	2-Methylphenol	0.20	U	131-11-3	Dimethylphthalate	0.0097	U
88-74-4	2-Nitroaniline	0.030	U	206-44-0	Fluoranthene	0.012	5.0
88-75-5	2-Nitrophenol	0.050	U	86-73-7	Fluorene	0.011	0.14
106-44-5	3&4-Methylphenol	0.23	U	118-74-1	Hexachlorobenzene	0.020	U
91-94-1	3,3'-Dichlorobenzidine	0.094	U	87-68-3	Hexachlorobutadiene	0.018	U
99-09-2	3-Nitroaniline	0.18	U	77-47-4	Hexachlorocyclopentadiene	0.11	U
534-52-1	4,6-Dinitro-2-methylphenol	0.081	U	67-72-1	Hexachloroethane	0.032	U
101-55-3	4-Bromophenyl-phenylether	0.016	U	193-39-5	Indeno[1,2,3-cd]pyrene	0.0059	3.9
59-50-7	4-Chloro-3-methylphenol	0.11	6.1	78-59-1	Isophorone	0.013	U
106-47-8	4-Chloroaniline	0.33	U	621-64-7	N-Nitroso-di-n-propylami	0.021	3.4
7005-72-3	4-Chlorophenyl-phenylether	0.020	U	62-75-9	N-Nitrosodimethylamine	0.50	U
100-01-6	4-Nitroaniline	0.11	U	86-30-6	n-Nitrosodiphenylamine	0.020	U
100-02-7	4-Nitrophenol	0.076	5.9	91-20-3	Naphthalene	0.010	0.38
83-32-9	Acenaphthene	0.018	3.9	98-95-3	Nitrobenzene	0.017	U
208-96-8	Acenaphthylene	0.0099	U	87-86-5	Pentachlorophenol	0.053	6.9
120-12-7	Anthracene	0.011	0.56	85-01-8	Phenanthrene	0.0098	2.1
92-87-5	Benzidine	0.097	U	108-95-2	Phenol	0.065	6.0
56-55-3	Benzo[a]anthracene	0.0075	4.2	129-00-0	Pyrene	0.0099	7.7
50-32-8	Benzo[a]pyrene	0.0098	5.1				

Worksheet #: 18122

Total Target Concentration 99.095

U - Indicates the compound was analyzed but not detected.
 B - Indicates the analyte was found in the blank as well as in the sample.
 E - Indicates the analyte concentration exceeds the calibration range of the instrument.

R - Retention Time Out
 J - Indicates an estimated value when a compound is detected at less than the specified detection limit.

Data File : G:\GcMsData\2005\Gcms_4\Data\08-05-05\4M05390.D Vial: 7
 Acq On : 5 Aug 2005 10:18 Operator: AHD
 Sample : AC18807-012 (MSD:AC18807-009) Inst : GCMS_4
 Misc : S,BNA Multiplr: 1.00
 MS Integration Params: RTEINT.P
 Quant Time: Aug 11 12:10 2005 Quant Results File: 4M_0803.RES

Quant Method : G:\GCMSDATA\2005\GCMS_4\METHODS\4M_0803.M (RTE Integrator)
 Title : @GCMS_4,mg,625,8270
 Last Update : Wed Aug 03 12:10:40 2005
 Response via : Initial Calibration
 DataAcq Meth : 4M_0803

Internal Standards	R.T.	QIon	Response	Conc	Units	Dev(Min)
1) 1,4-Dichlorobenzene-d4	4.90	152	29435	40.00	ng	-0.04
19) Naphthalene-d8	5.91	136	96821	40.00	ng	-0.04
35) Acenaphthene-d10	7.48	164	48896	40.00	ng	-0.05
59) Phenanthrene-d10	9.08	188	77744	40.00	ng	-0.06
72) Chrysene-d12	12.29	240	54276	40.00	ng	-0.05
81) Perylene-d12	14.14	264	46828	40.00	ng	-0.05

System Monitoring Compounds	R.T.	QIon	Response	Conc	Units	Dev(Min)
4) 2-Fluorophenol	3.76	112	127414	153.46	ng	-0.04
Spiked Amount 200.000			Recovery =	76.73%		
7) Phenol-d5	4.62	99	164560	148.89	ng	-0.04
Spiked Amount 200.000			Recovery =	74.44%		
20) Nitrobenzene-d5	5.34	128	35338	72.91	ng	-0.04
Spiked Amount 100.000			Recovery =	72.91%		
40) 2-Fluorobiphenyl	6.84	172	118876	75.87	ng	-0.04
Spiked Amount 100.000			Recovery =	75.87%		
62) 2,4,6-Tribromophenol	8.31	332	64407	185.09	ng	-0.05
Spiked Amount 200.000			Recovery =	92.55%		
75) Terphenyl-d14	10.99	244	114975	75.19	ng	-0.04
Spiked Amount 100.000			Recovery =	75.19%		

Target Compounds	R.T.	QIon	Response	Conc	Units	Dev(Min)	Qvalue
8) Phenol	4.63	94	168322	140.74	ng		61
9) 2-Chlorophenol	4.73	128	133490	145.80	ng		69
11) 1,4-Dichlorobenzene	4.93	146	82346	85.67	ng		98
17) N-Nitroso-di-n-propylamine	5.23	70	62888	79.91	ng		91
28) 1,2,4-Trichlorobenzene	5.87	180	68375	80.48	ng		95
29) Naphthalene	5.93	128	18779	8.83	ng		98
32) 4-Chloro-3-methylphenol	6.37	107	125710	142.32	ng		82
33) 2-Methylnaphthalene	6.50	142	8799	5.91	ng		99
49) Acenaphthene	7.51	153	127060	92.25	ng		100
53) 2,4-Dinitrotoluene	7.69	165	51662	96.04	ng		72
54) 4-Nitrophenol	7.61	65	63627	138.02	ng		96
55) Fluorene	8.04	166	4268	3.20	ng		89
66) Pentachlorophenol	8.87	266	59411	161.55	ng		95
67) Phenanthrene	9.11	178	94537	48.68	ng		98
68) Anthracene	9.17	178	25730	13.05	ng		97
69) Carbazole	9.36	167	17205	9.51	ng		98
70) Di-n-butylphthalate	9.81	149	5880	2.22	ng		88
71) Fluoranthene	10.51	202	234596	116.13	ng		93
73) Pyrene	10.76	202	378479	181.30	ng		95

2.814

Data File : G:\GcMsData\2005\Gcms_4\Data\08-05-05\4M05390.D Vial: 7
 Acq On : 5 Aug 2005 10:18 Operator: AHD
 Sample : AC18807-012 (MSD:AC18807-009) Inst : GCMS_4
 Misc : S,BNA Multiplr: 1.00
 MS Integration Params: RTEINT.P
 Quant Time: Aug 11 12:10 2005 Quant Results File: 4M_0803.RES

Quant Method : G:\GCMSDATA\2005\GCMS_4\METHODS\4M_0803.M (RTE Integrator)
 Title : @GCMS_4,mg,625,8270
 Last Update : Wed Aug 03 12:10:40 2005
 Response via : Initial Calibration
 DataAcq Meth : 4M_0803

Compound	R.T.	QIon	Response	Conc	Unit	Qvalue
78) Benzo[a]anthracene	12.27	228	168738	99.05	ng	98
79) Chrysene	12.32	228	181344	119.17	ng	97
80) bis(2-Ethylhexyl)phthalate	12.41	149	8017	6.06	ng	95
83) Benzo[b]fluoranthene	13.67	252	270301m	138.76	ng	
84) Benzo[k]fluoranthene	13.70	252	86354m	51.19	ng	
85) Benzo[a]pyrene	14.07	252	190926	119.24	ng	98
86) Indeno[1,2,3-cd]pyrene	15.37	276	132135	90.97	ng	86
87) Dibenzo[a,h]anthracene	15.40	278	48832	41.06	ng	94
88) Benzo[g,h,i]perylene	15.66	276	119489	103.06	ng	93

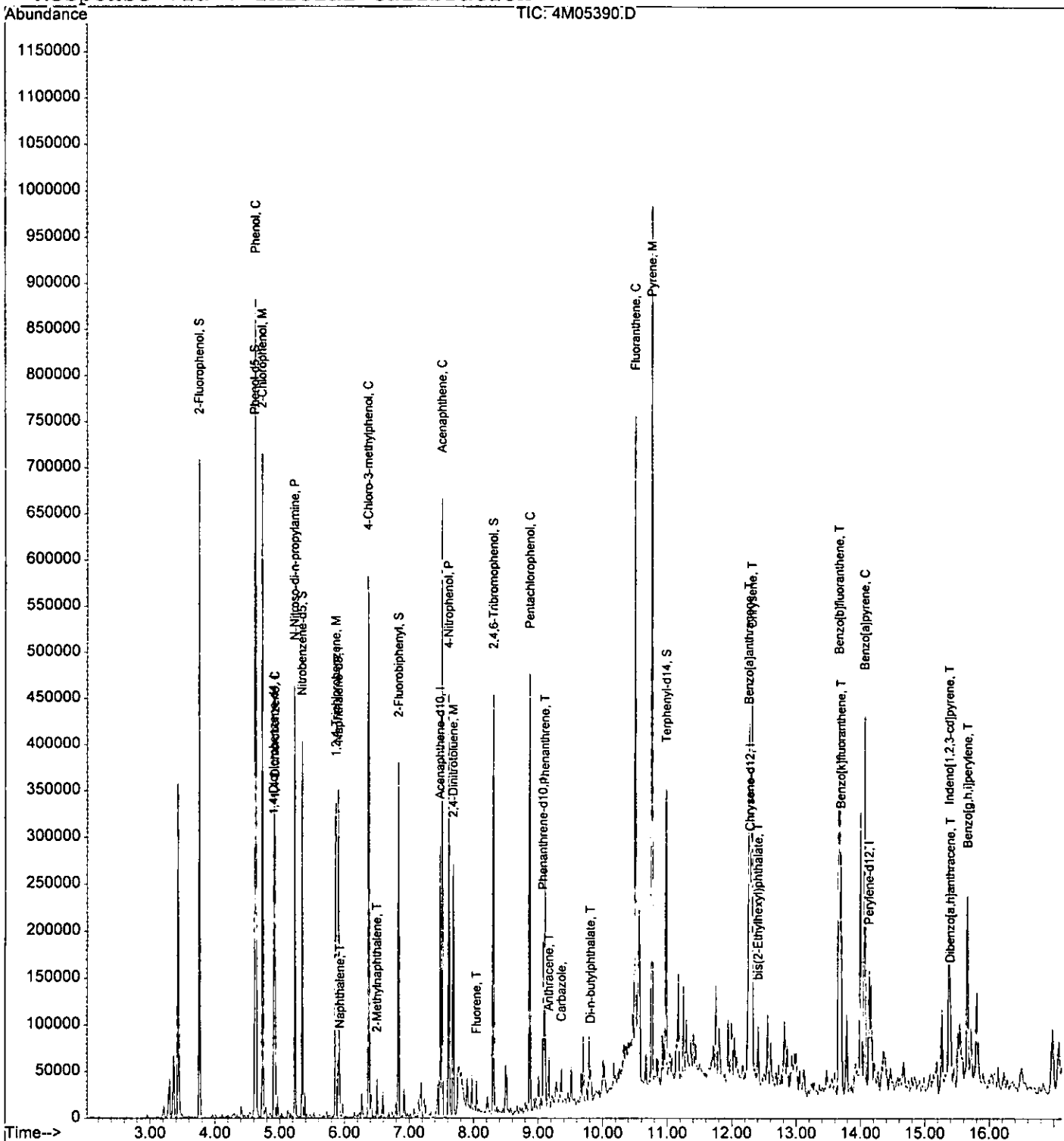
(#) = qualifier out of range (m) = manual integration

Quantitation Report

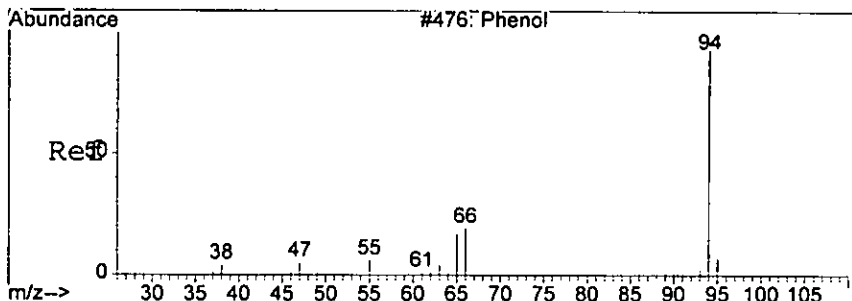
Data File : G:\GcMsData\2005\Gcms_4\Data\08-05-05\4M05390.D Vial: 7
 Acq On : 5 Aug 2005 10:18 Operator: AHD
 Sample : AC18807-012 (MSD:AC18807-009) Inst : GCMS_4
 Misc : S,BNA Multiplr: 1.00
 MS Integration Params: RTEINT.P
 Quant Time: Aug 11 12:10 2005

Quant Results File: 4M_0803.RES

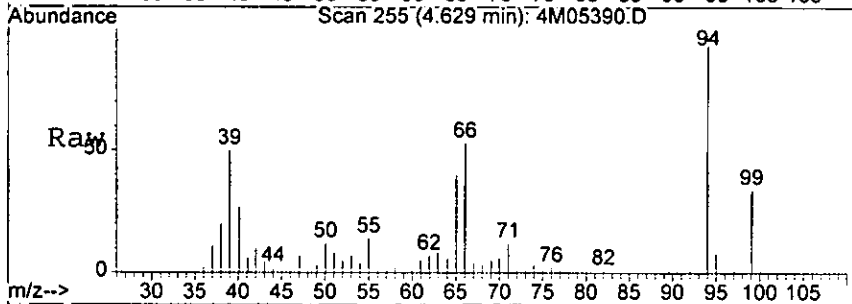
Method : G:\GCMSDATA\2005\GCMS_4\METHODS\4M_0803.M (RTE Integrator)
 Title : @GCMS_4,mg,625,8270
 Last Update : Wed Aug 03 12:10:40 2005
 Response via : Initial Calibration



8825

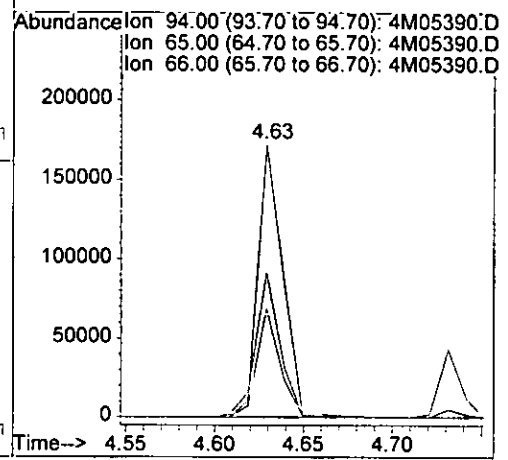
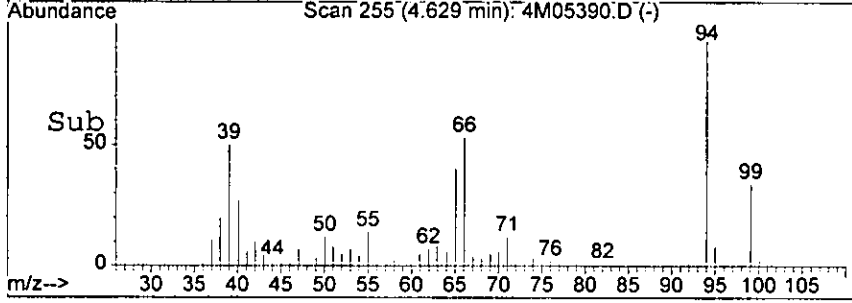


#8
 Phenol
 Concen: 140.74 ng
 RT: 4.63 min Scan# 255
 Delta R.T. -0.04 min
 Lab File: 4M05390.D
 Acq: 5 Aug 2005 10:18

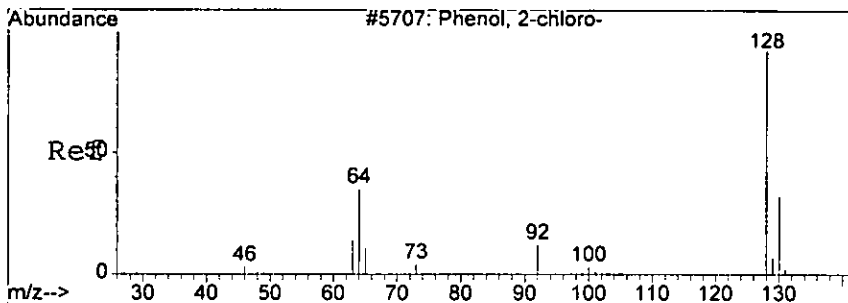


Tgt Ion: 94 Resp: 168322

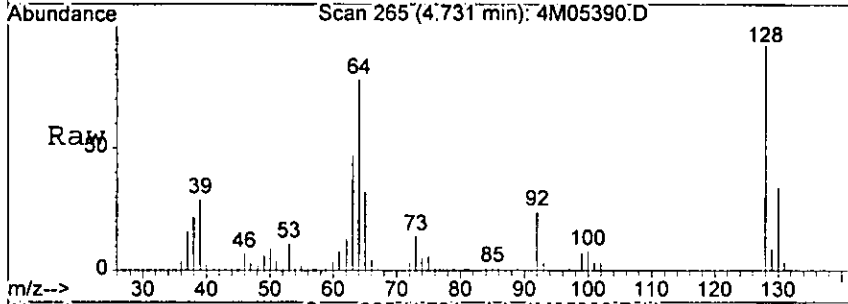
Ion	Ratio	Lower	Upper
94	100		
65	40.0	0.0	140.0
66	53.3	0.0	225.0



Handwritten signature

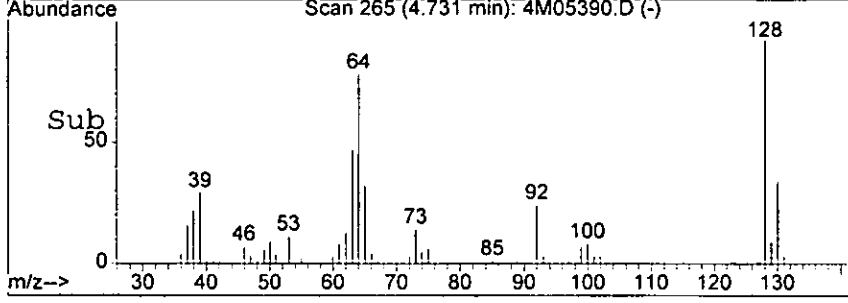


#9
 2-Chlorophenol
 Concen: 145.80 ng
 RT: 4.73 min Scan# 265
 Delta R.T. -0.04 min
 Lab File: 4M05390.D
 Acq: 5 Aug 2005 10:18

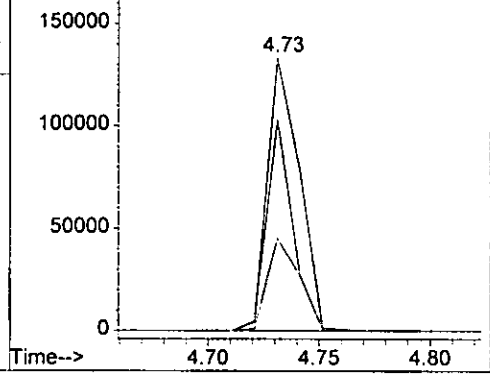


Tgt Ion: 128 Resp: 133490

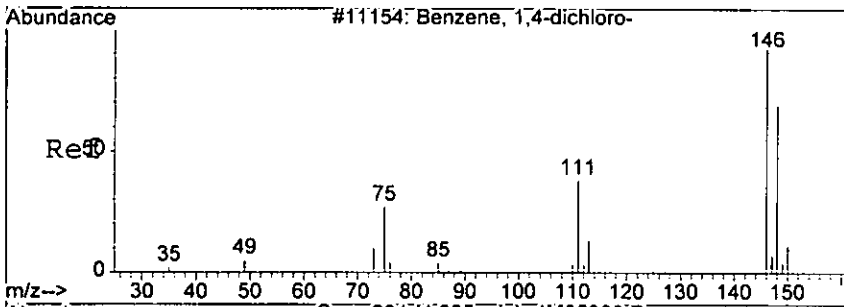
Ion	Ratio	Lower	Upper
128	100		
64	77.5	0.0	126.4
130	34.0	11.5	59.5



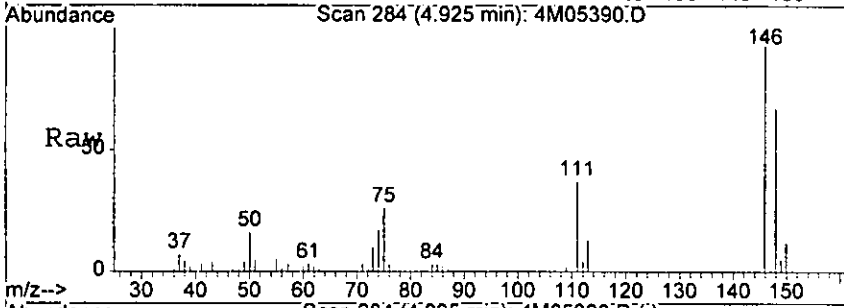
Abundance Ion 128.00 (127.70 to 128.70): 4M0539
 Ion 64.00 (63.70 to 64.70): 4M0539.D
 Ion 130.00 (129.70 to 130.70): 4M0539



hsm

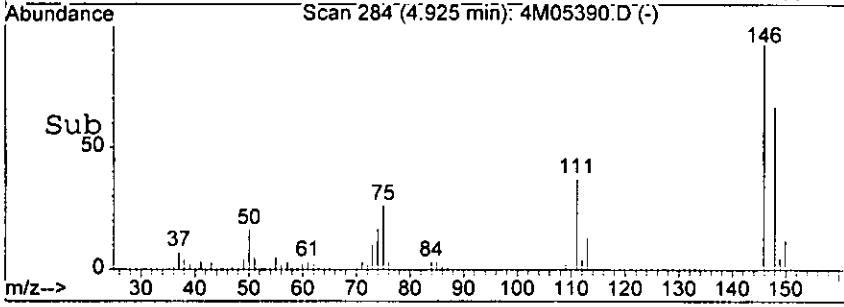


#11
 1,4-Dichlorobenzene
 Concen: 85.67 ng
 RT: 4.93 min Scan# 284
 Delta R.T. -0.03 min
 Lab File: 4M05390.D
 Acq: 5 Aug 2005 10:18

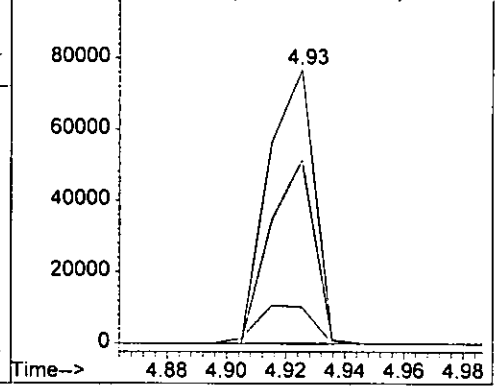


Tgt Ion: 146 Resp: 82346

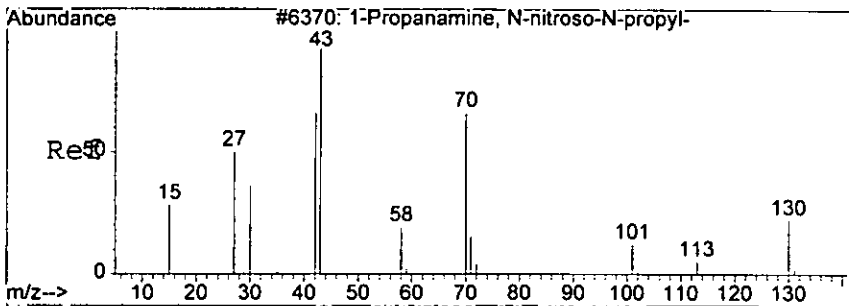
Ion	Ratio	Lower	Upper
146	100		
148	67.0	24.8	104.8
113	13.3	0.0	53.1



Abundance Ion 146.00 (145.70 to 146.70): 4M0539
 Ion 148.00 (147.70 to 148.70): 4M0539
 Ion 113.00 (112.70 to 113.70): 4M0539



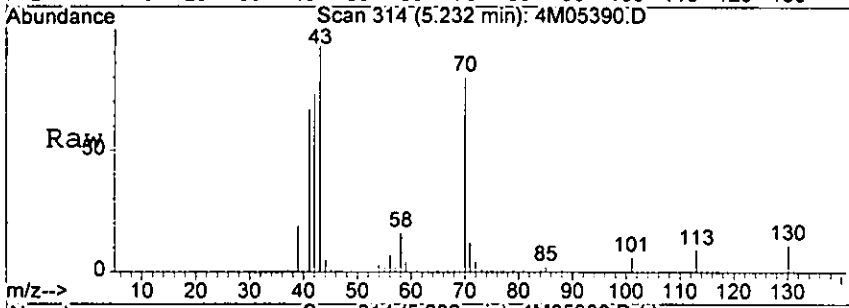
Handwritten signature



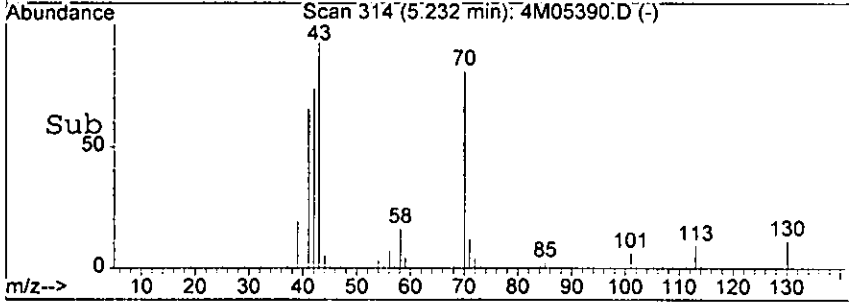
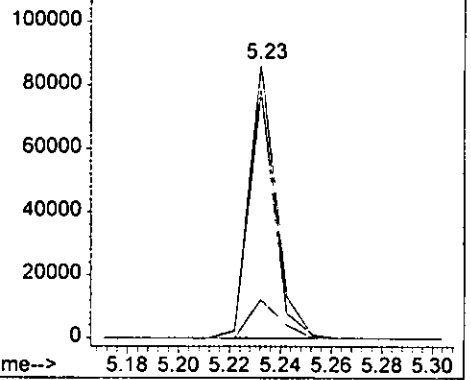
#17
 N-Nitroso-di-n-propylamine
 Concen: 79.91 ng
 RT: 5.23 min Scan# 314
 Delta R.T. -0.04 min
 Lab File: 4M05390.D
 Acq: 5 Aug 2005 10:18

Tgt Ion: 70 Resp: 62888

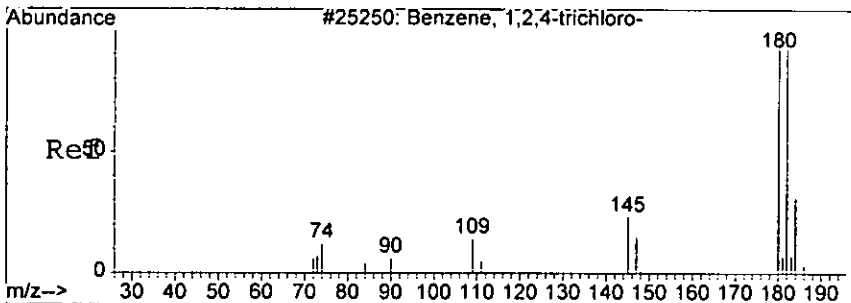
Ion	Ratio	Lower	Upper
70	100		
42	90.7	60.4	140.4
130	14.1	0.0	38.0



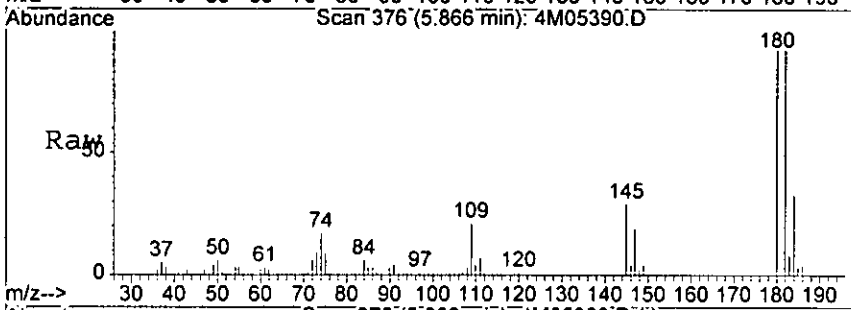
Abundance Ion 70.00 (69.70 to 70.70): 4M05390.D
 Ion 42.00 (41.70 to 42.70): 4M05390.D
 Ion 130.00 (129.70 to 130.70): 4M0539



Handwritten signature

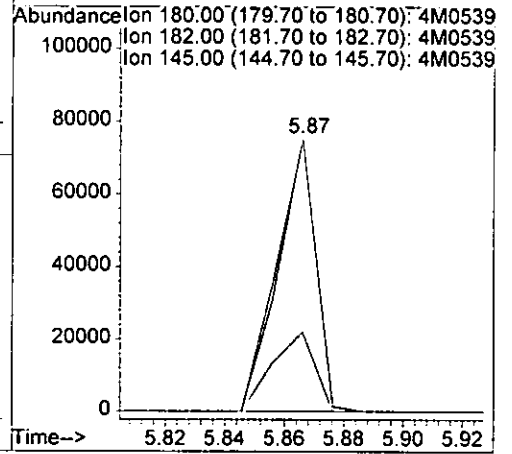
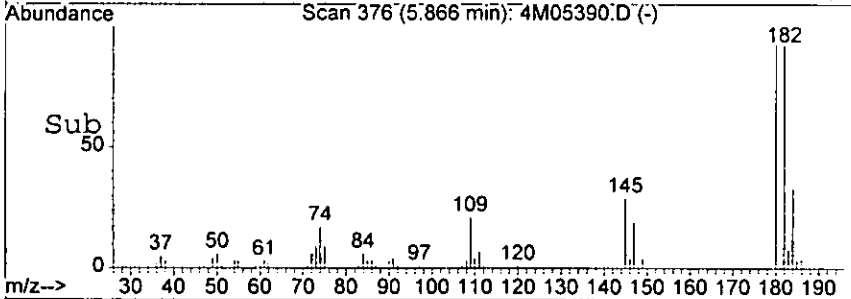


#28
 1,2,4-Trichlorobenzene
 Concen: 80.48 ng
 RT: 5.87 min Scan# 376
 Delta R.T. -0.04 min
 Lab File: 4M05390.D
 Acq: 5 Aug 2005 10:18

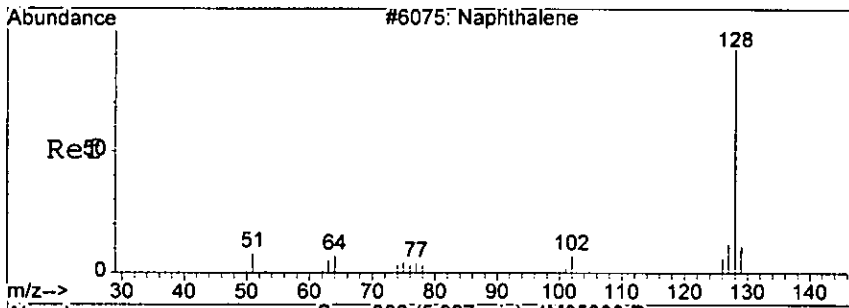


Tgt Ion:180 Resp: 68375

Ion	Ratio	Lower	Upper
180	100		
182	100.1	56.1	136.1
145	29.2	6.2	46.2

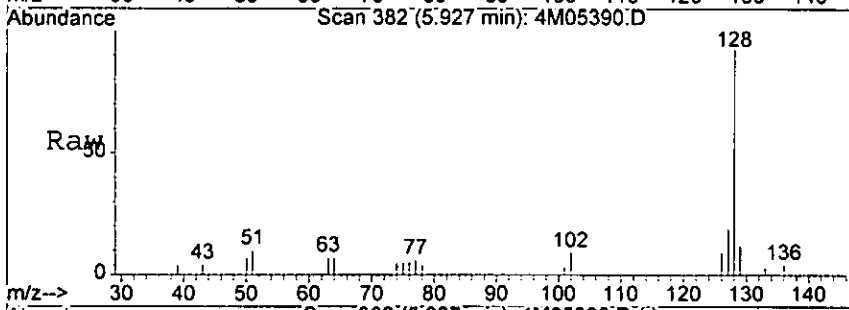


Handwritten signature/initials

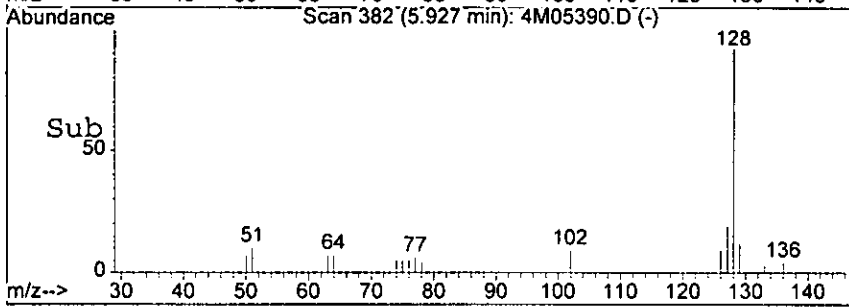
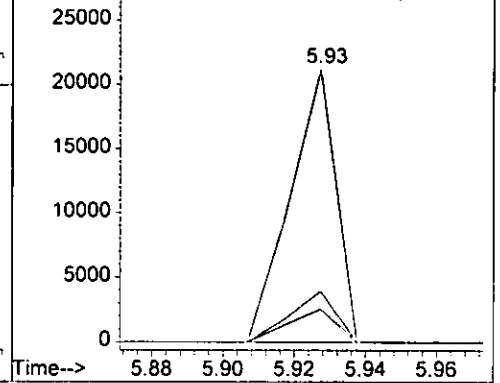


#29
 Naphthalene
 Concen: 8.83 ng
 RT: 5.93 min Scan# 382
 Delta R.T. -0.04 min
 Lab File: 4M05390.D
 Acq: 5 Aug 2005 10:18

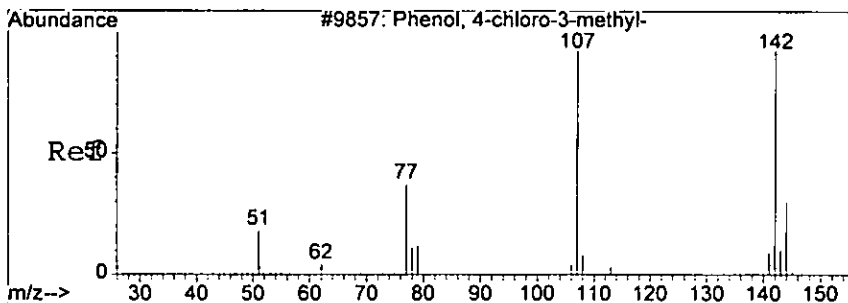
Tgt Ion	Resp	Lower	Upper
128	18779		
129	12.0	0.0	51.8
127	18.5	0.0	57.0



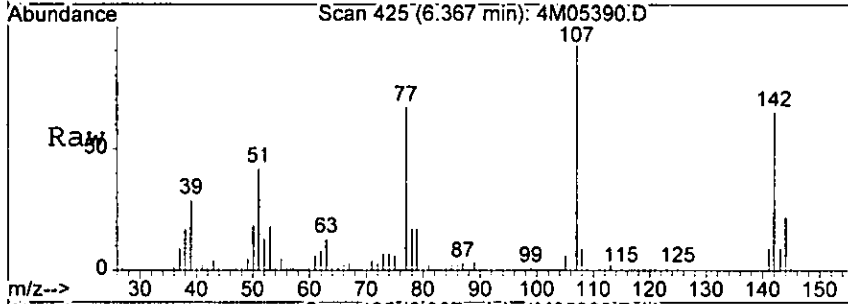
Abundance Ion 128.00 (127.70 to 128.70): 4M0539
 Ion 129.00 (128.70 to 129.70): 4M0539
 Ion 127.00 (126.70 to 127.70): 4M0539



h8115

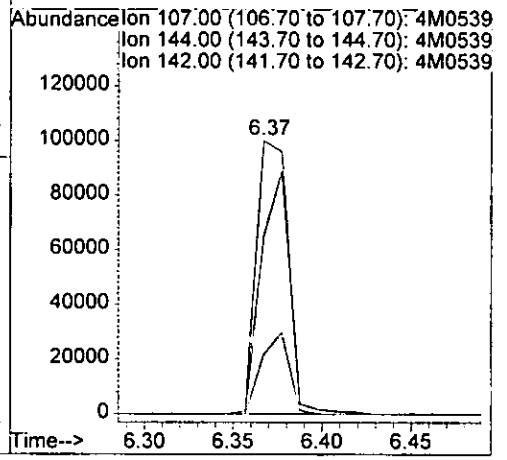
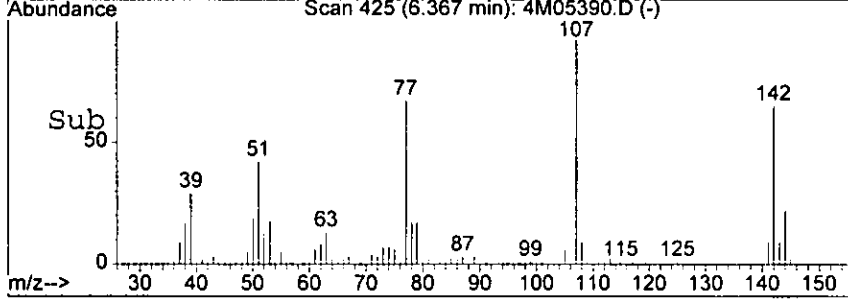


#32
 4-Chloro-3-methylphenol
 Concen: 142.32 ng
 RT: 6.37 min Scan# 425
 Delta R.T. -0.04 min
 Lab File: 4M05390.D
 Acq: 5 Aug 2005 10:18



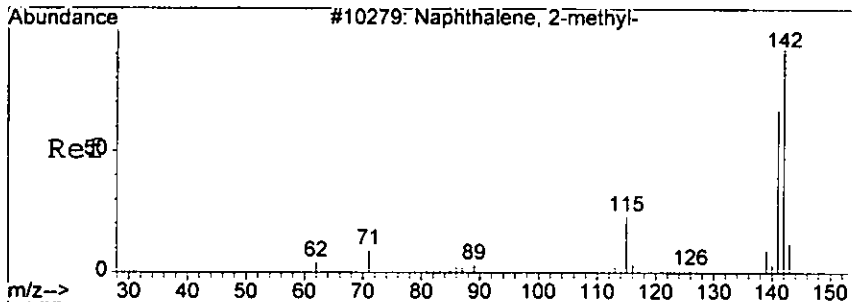
Tgt Ion: 107 Resp: 125710

Ion	Ratio	Lower	Upper
107	100		
144	21.6	0.0	68.2
142	65.1	42.7	122.7



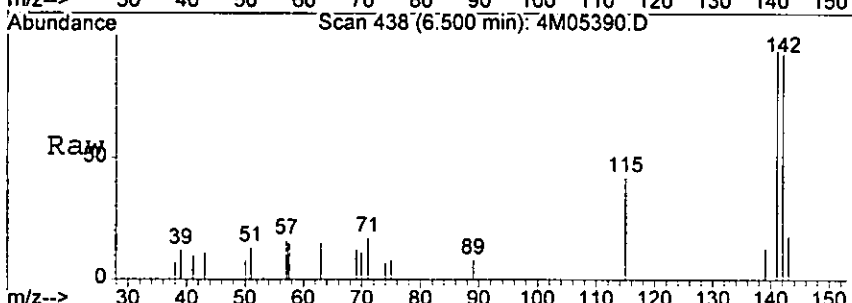
Handwritten signature

438

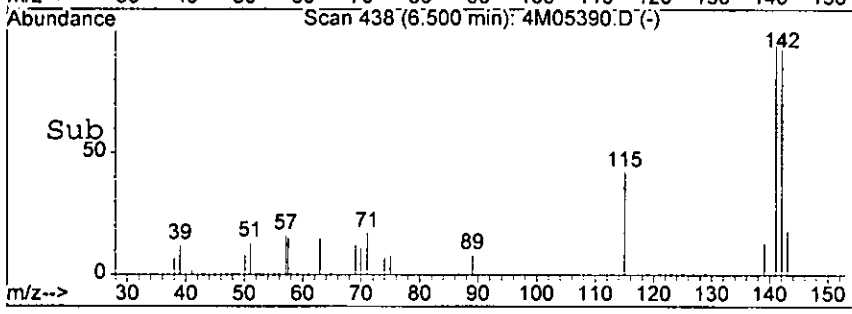
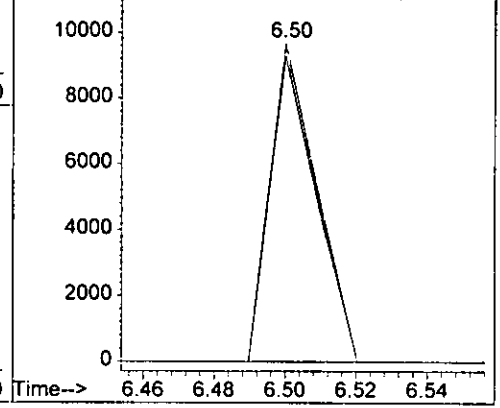


#33
 2-Methylnaphthalene
 Concen: 5.91 ng
 RT: 6.50 min Scan# 438
 Delta R.T. -0.05 min
 Lab File: 4M05390.D
 Acq: 5 Aug 2005 10:18

Tgt Ion:142 Resp: 8799
 Ion Ratio Lower Upper
 142 100
 141 96.2, 55.7 135.7

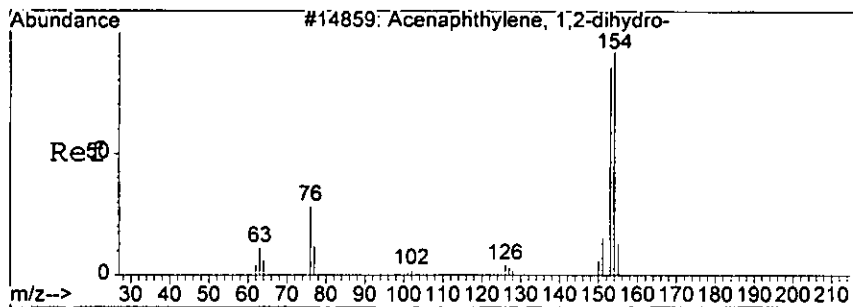


Abundance Ion 142.00 (141.70 to 142.70): 4M0539
 Ion 141.00 (140.70 to 141.70): 4M0539



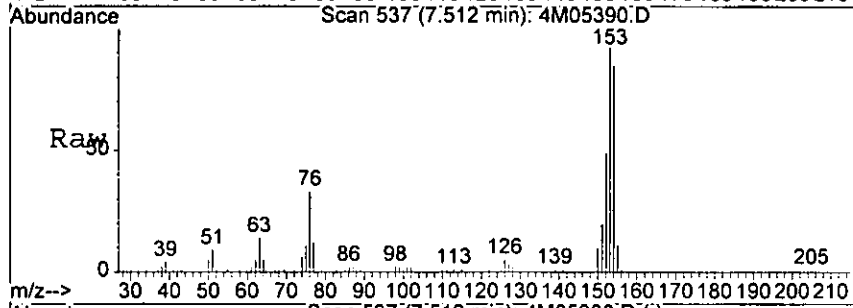
Handwritten signature

150000

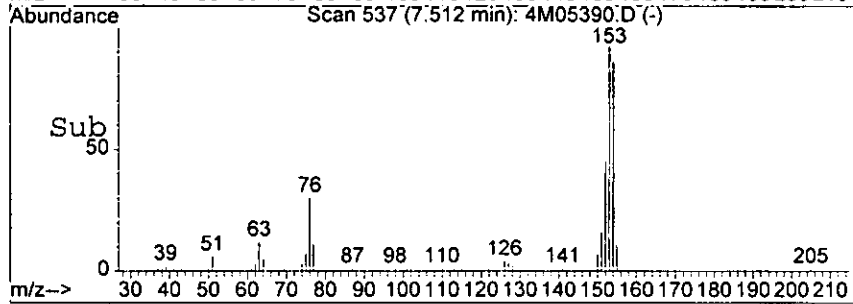
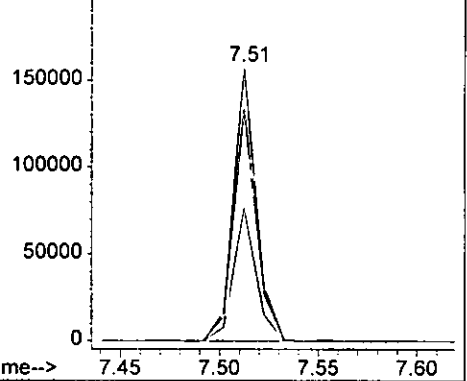


#49
 Acenaphthene
 Concen: 92.25 ng
 RT: 7.51 min Scan# 537
 Delta R.T. -0.05 min
 Lab File: 4M05390.D
 Acq: 5 Aug 2005 10:18

Tgt Ion	Resp	Lower	Upper
153	127060		
153	100		
152	48.6	8.3	88.3
154	85.1	45.1	125.1

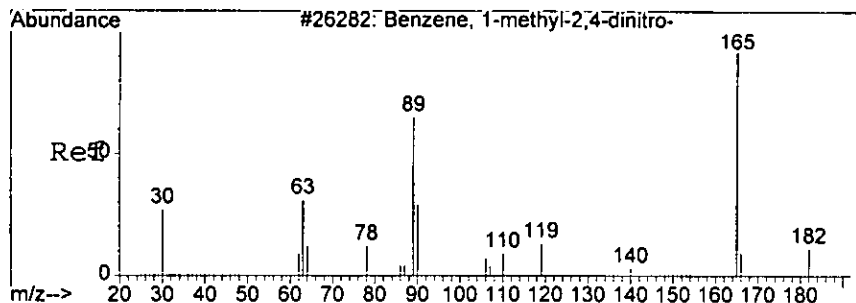


Abundance Ion 153.00 (152.70 to 153.70): 4M0539
 Ion 152.00 (151.70 to 152.70): 4M0539
 Ion 154.00 (153.70 to 154.70): 4M0539

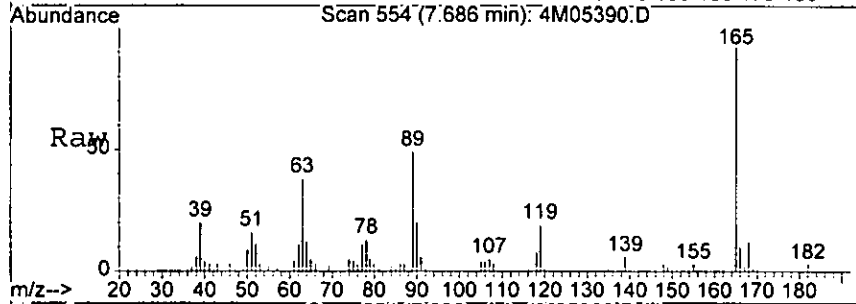


NSM

2.658

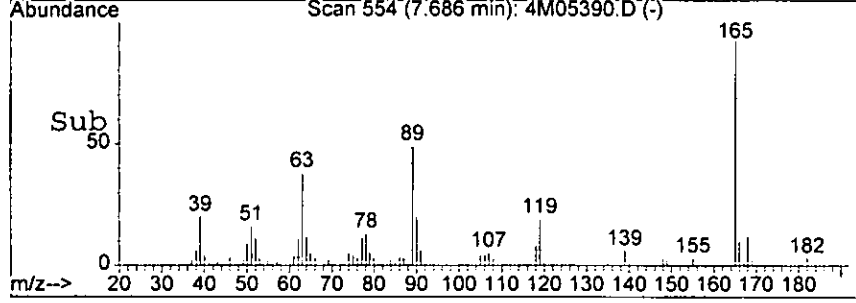


#53
 2,4-Dinitrotoluene
 Concen: 96.04 ng
 RT: 7.69 min Scan# 554
 Delta R.T. -0.04 min
 Lab File: 4M05390.D
 Acq: 5 Aug 2005 10:18

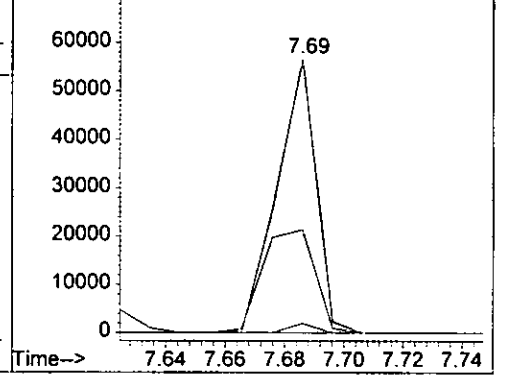


Tgt Ion:165 Resp: 51662

Ion	Ratio	Lower	Upper
165	100		
63	37.8	0.0	167.0
182	3.4	0.0	43.8

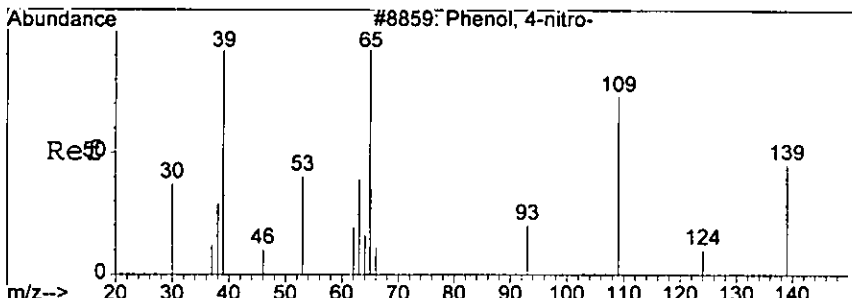


Abundance Ion 165.00 (164.70 to 165.70): 4M0539
 Ion 63.00 (62.70 to 63.70): 4M05390.D
 Ion 182.00 (181.70 to 182.70): 4M0539



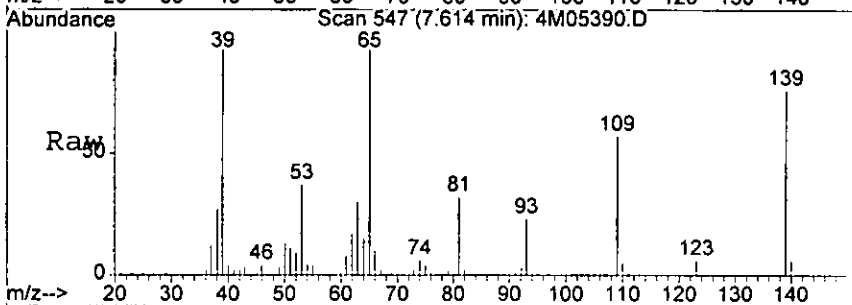
Handwritten signature

0000

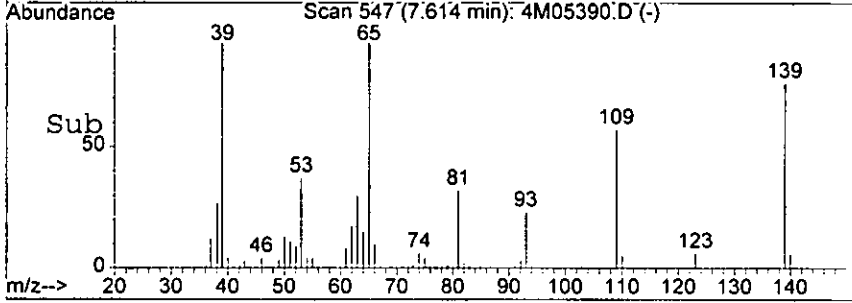
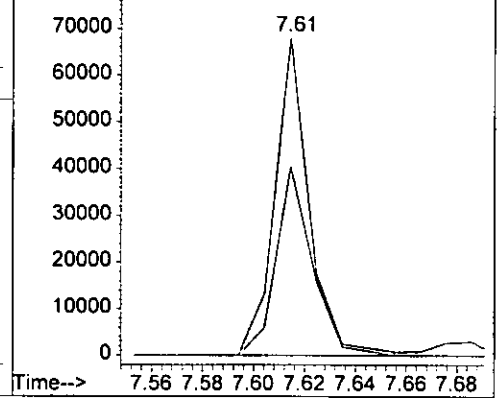


#54
4-Nitrophenol
Concen: 138.02 ng
RT: 7.61 min Scan# 547
Delta R.T. -0.04 min
Lab File: 4M05390.D
Acq: 5 Aug 2005 10:18

Tgt Ion: 65 Resp: 63627
Ion Ratio Lower Upper
65 100
109 59.5 0.0 116.7

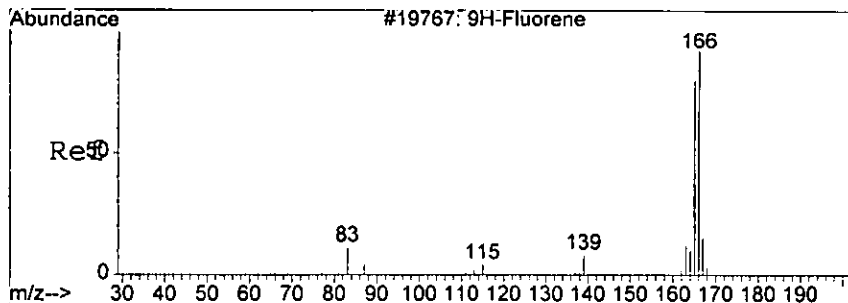


Abundance Ion 65.00 (64.70 to 65.70): 4M05390.D
80000 Ion 109.00 (108.70 to 109.70): 4M0539



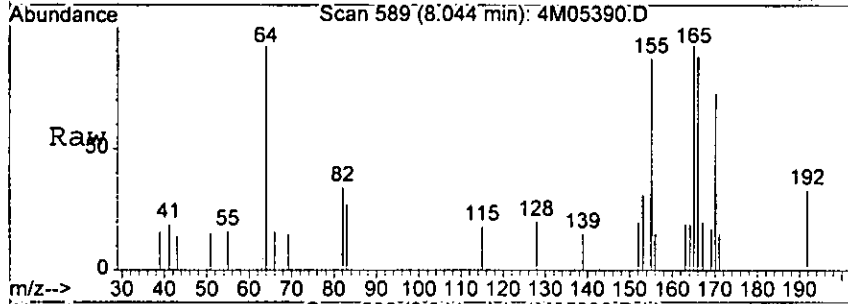
Handwritten signature

6653

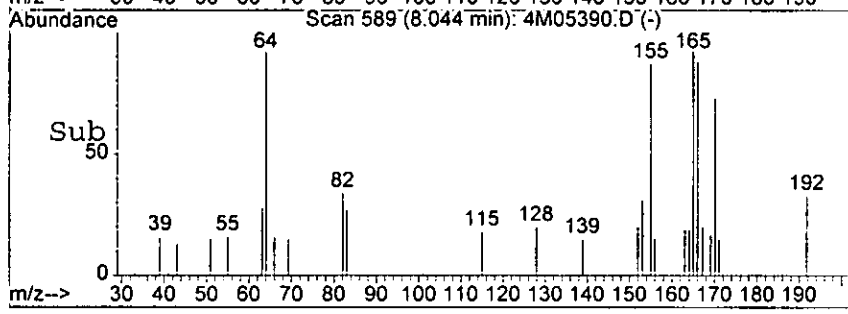
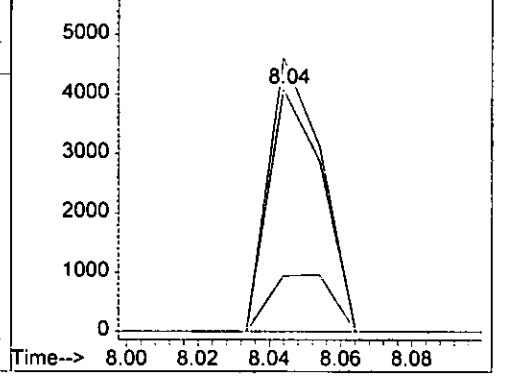


#55
 Fluorene
 Concen: 3.20 ng
 RT: 8.04 min Scan# 589
 Delta R.T. -0.05 min
 Lab File: 4M05390.D
 Acq: 5 Aug 2005 10:18

Tgt Ion	Resp	Lower	Upper
166	100		
165	113.2	63.3	143.3
167	23.0	0.0	54.6

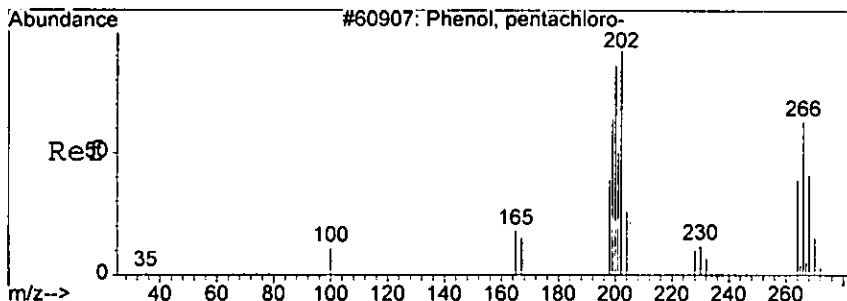


Abundance Ion 166.00 (165.70 to 166.70): 4M0539
 Ion 165.00 (164.70 to 165.70): 4M0539
 Ion 167.00 (166.70 to 167.70): 4M0539

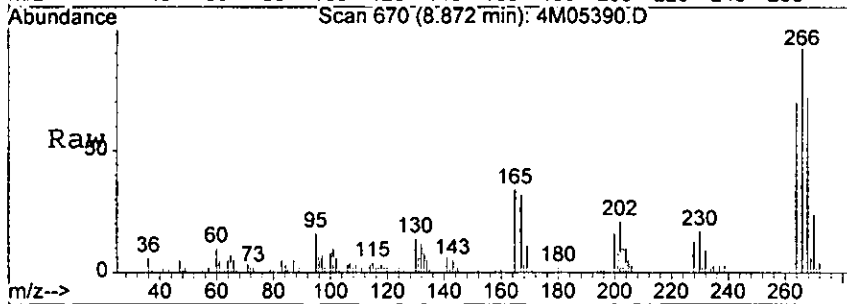


Handwritten signature

0000

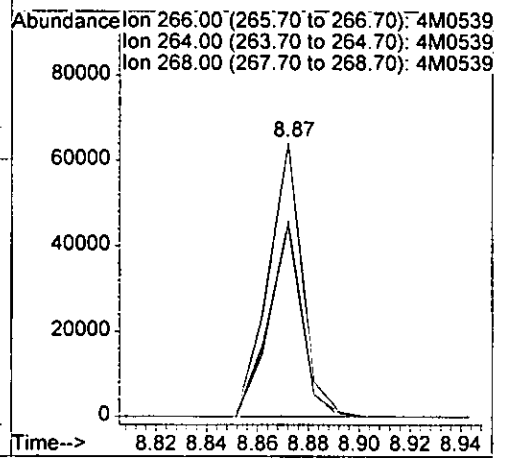
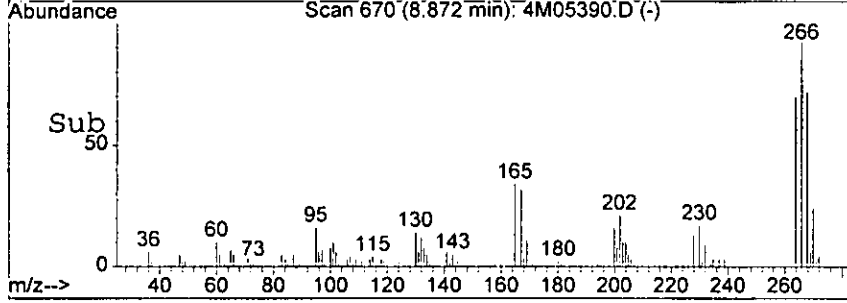


#66
 Pentachlorophenol
 Concen: 161.55 ng
 RT: 8.87 min Scan# 670
 Delta R.T. -0.05 min
 Lab File: 4M05390.D
 Acq: 5 Aug 2005 10:18

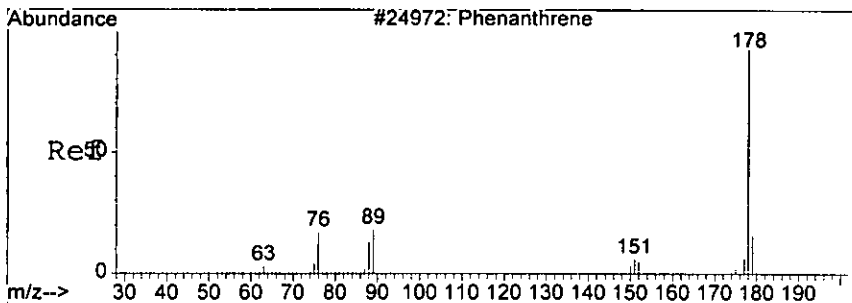


Tgt Ion: 266 Resp: 59411

Ion	Ratio	Lower	Upper
266	100		
264	69.9	25.5	105.5
268	71.8	27.9	107.9

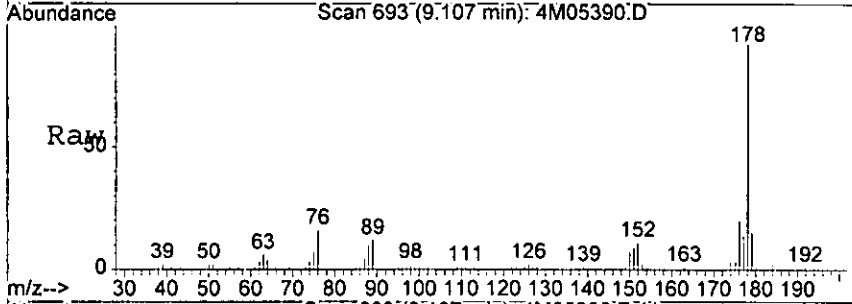


dmr

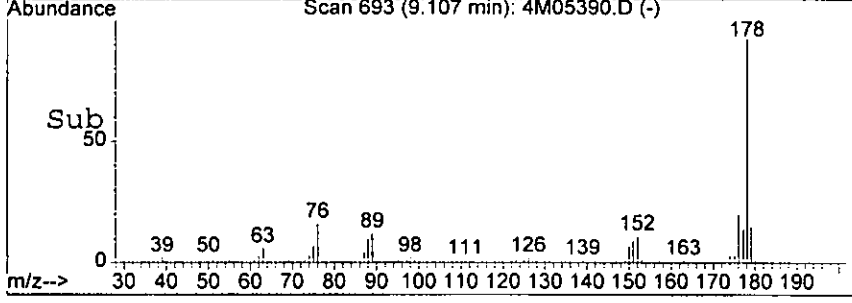
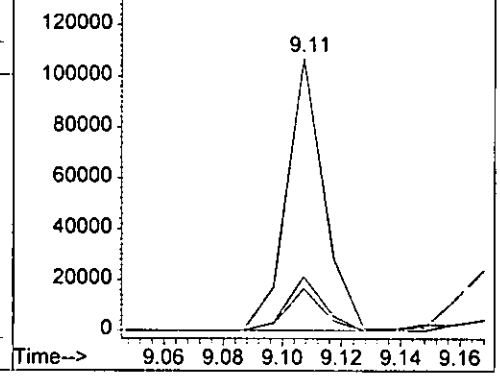


#67
 Phenanthrene
 Concen: 48.68 ng
 RT: 9.11 min Scan# 693
 Delta R.T. -0.05 min
 Lab File: 4M05390.D
 Acq: 5 Aug 2005 10:18

Tgt Ion	Resp	Lower	Upper
178	100		
179	15.4	0.0	56.6
176	19.8	0.0	60.5

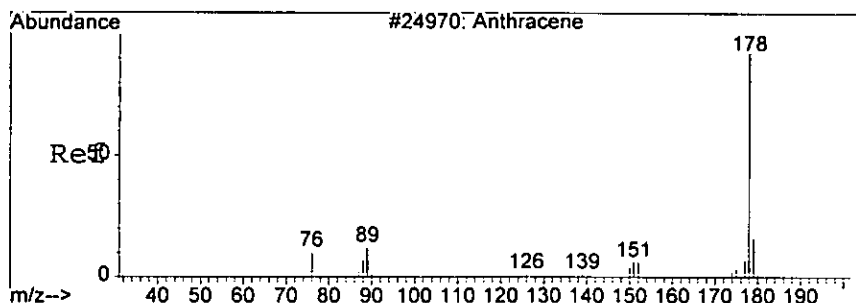


Abundance Ion 178.00 (177.70 to 178.70): 4M0539
 Ion 179.00 (178.70 to 179.70): 4M0539
 Ion 176.00 (175.70 to 176.70): 4M0539

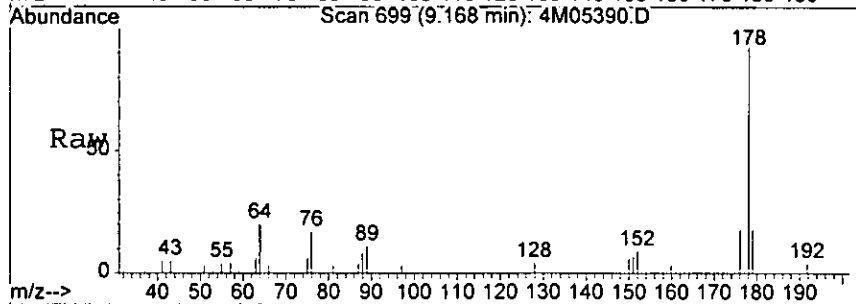


Handwritten signature

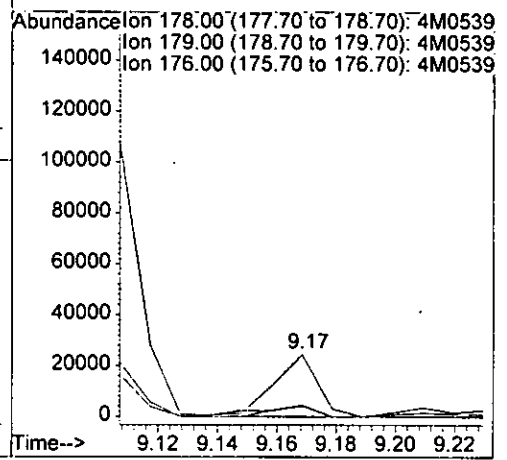
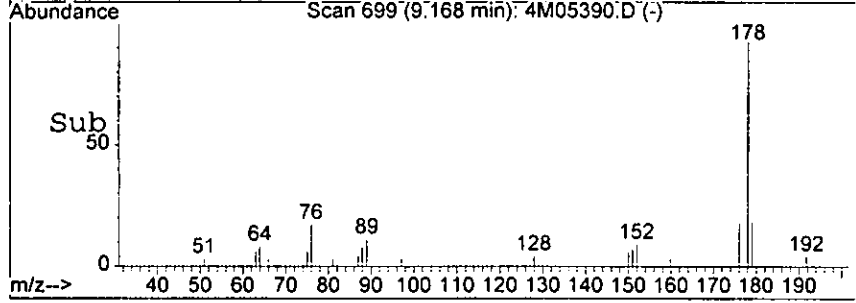
2005



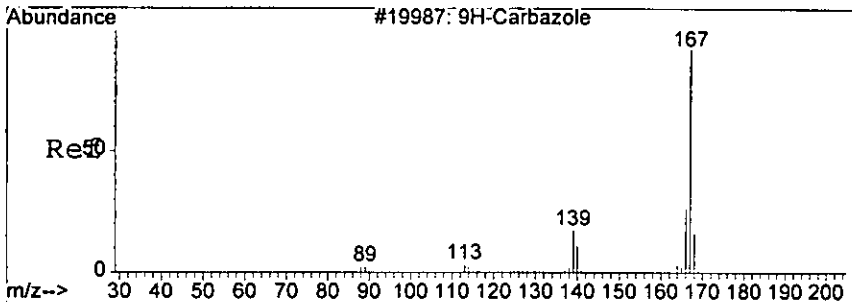
#68
 Anthracene
 Concen: 13.05 ng
 RT: 9.17 min Scan# 699
 Delta R.T. -0.05 min
 Lab File: 4M05390.D
 Acq: 5 Aug 2005 10:18



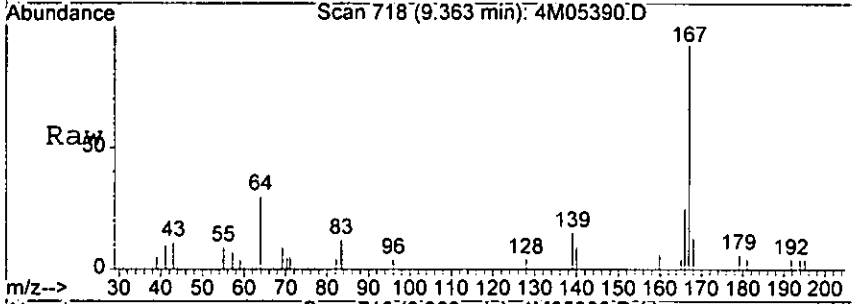
Tgt Ion	178	179	176	Resp:	25730	Lower	Upper
Ion Ratio	100	15.1	18.8			0.0	56.6
						0.0	60.2



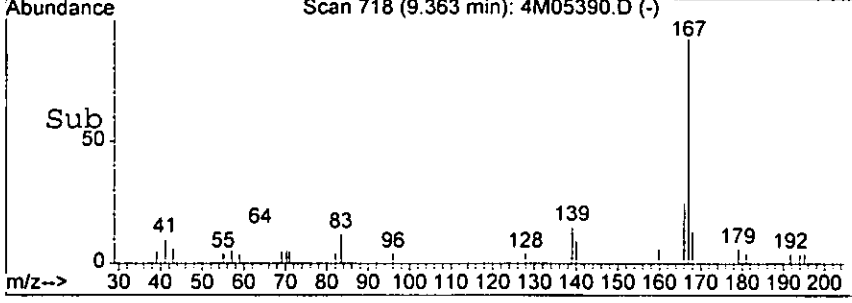
Handwritten signature



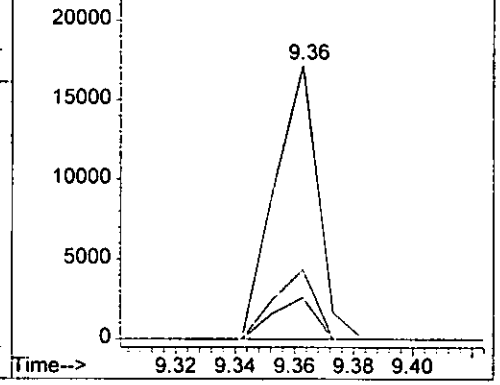
#69
 Carbazole
 Concen: 9.51 ng
 RT: 9.36 min Scan# 718
 Delta R.T. -0.05 min
 Lab File: 4M05390.D
 Acq: 5 Aug 2005 10:18



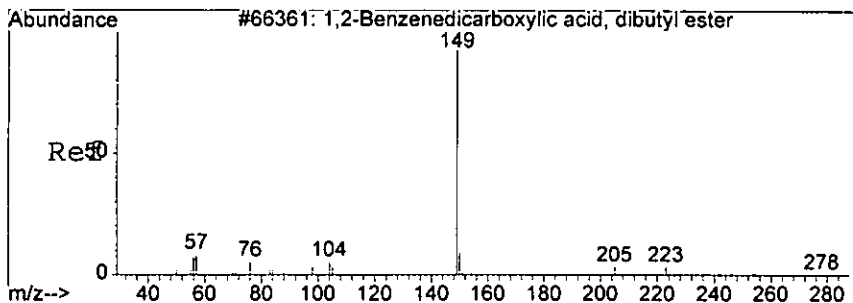
Tgt Ion	Resp	Lower	Upper
167	17205	100	
166	25.4	4.9	44.9
139	15.0	0.0	33.9



Abundance Ion 167.10 (166.80 to 167.80): 4M0539
 Ion 166.20 (165.90 to 166.90): 4M0539
 Ion 139.05 (138.75 to 139.75): 4M0539

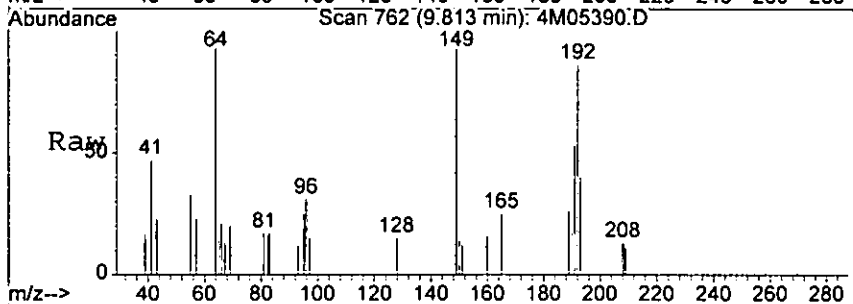


Handwritten signature

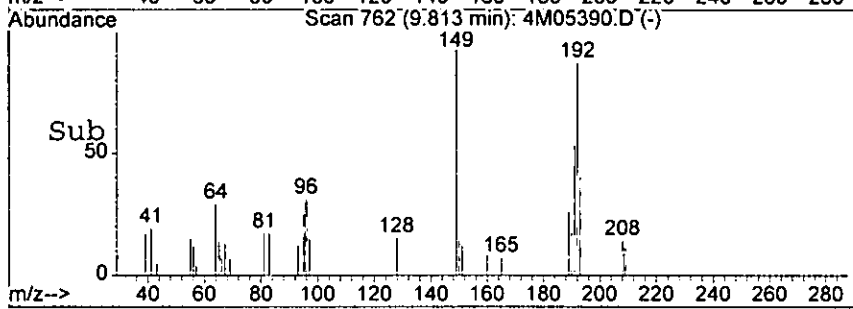
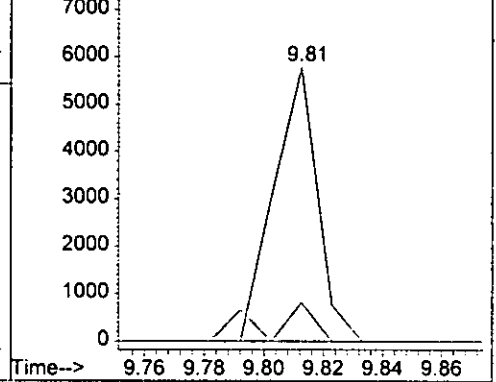


#70
 Di-n-butylphthalate
 Concen: 2.22 ng
 RT: 9.81 min Scan# 762
 Delta R.T. -0.05 min
 Lab File: 4M05390.D
 Acq: 5 Aug 2005 10:18

Tgt Ion	Resp:	Lower	Upper
149	5880	100	
150	14.0	0.0	49.8
104	0.0	0.0	44.6

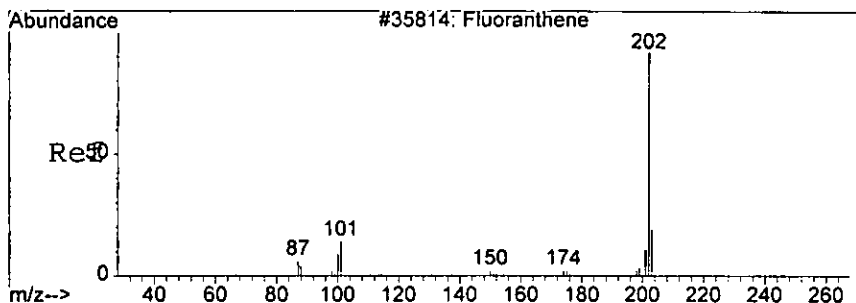


Abundance Ion 149.00 (148.70 to 149.70): 4M0539
 Ion 150.00 (149.70 to 150.70): 4M0539
 Ion 104.00 (103.70 to 104.70): 4M0539



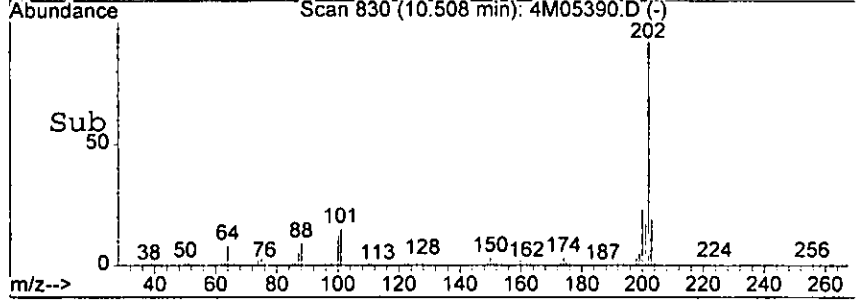
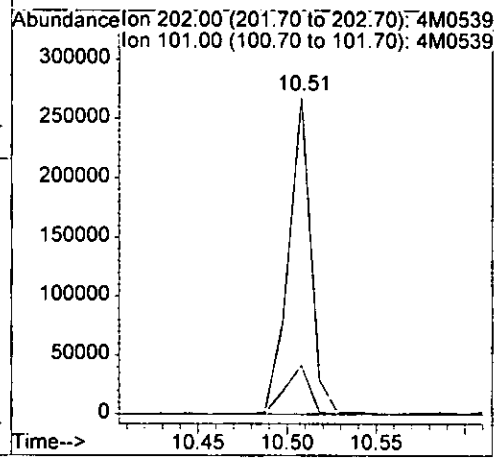
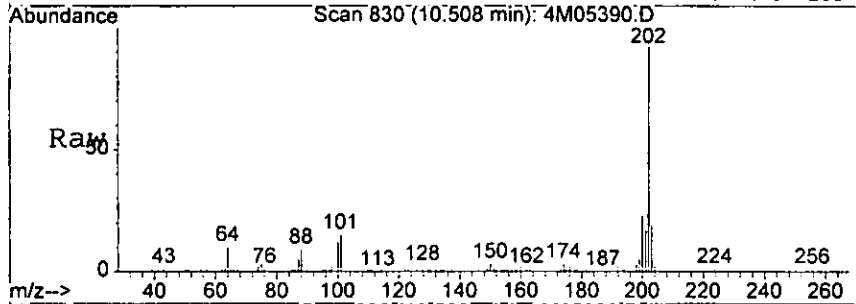
Handwritten signature

5826



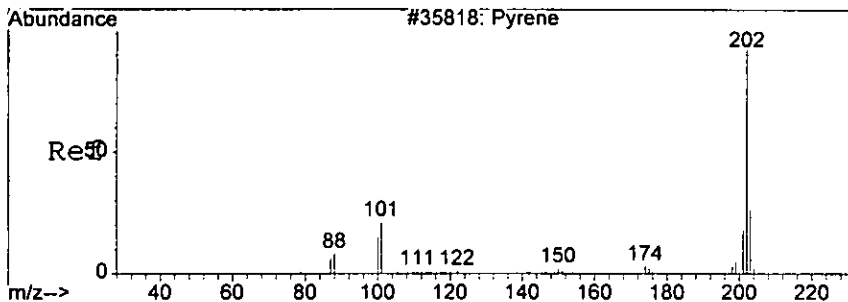
#71
Fluoranthene
Concen: 116.13 ng
RT: 10.51 min Scan# 830
Delta R.T. -0.04 min
Lab File: 4M05390.D
Acq: 5 Aug 2005 10:18

Tgt Ion	Resp	Lower	Upper
202	234596	100	
101	15.4	0.0	58.3



Handwritten signature

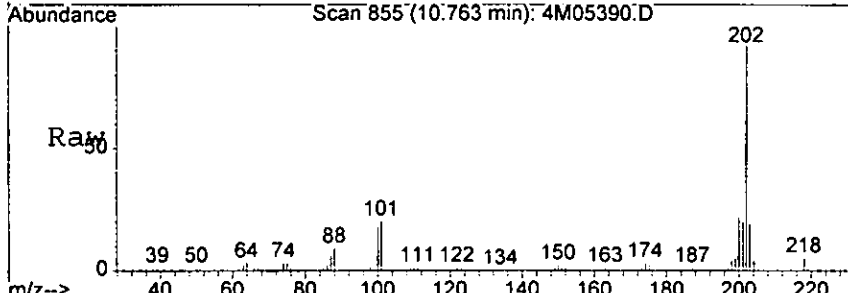
9755



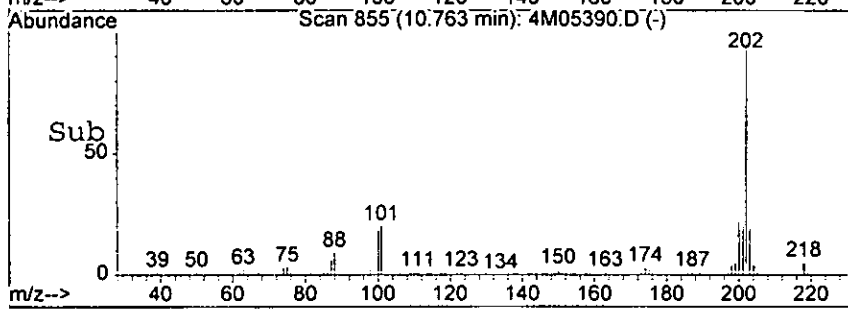
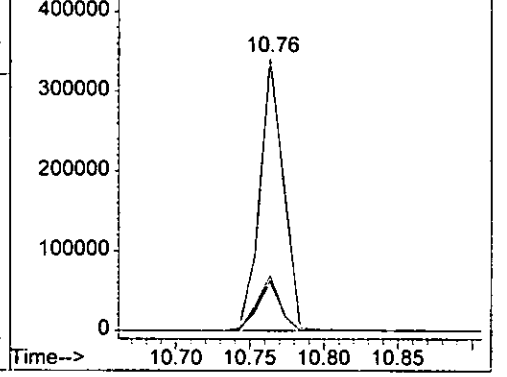
#73
 Pyrene
 Concen: 181.30 ng
 RT: 10.76 min Scan# 855
 Delta R.T. -0.05 min
 Lab File: 4M05390.D
 Acq: 5 Aug 2005 10:18

Tgt Ion: 202 Resp: 378479

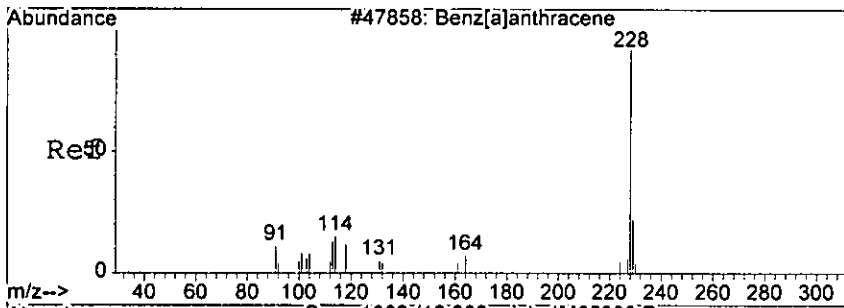
Ion	Ratio	Lower	Upper
202	100		
101	20.2	0.0	62.7
100	18.0	0.0	60.5



Abundance Ion 202.00 (201.70 to 202.70): 4M0539
 Ion 101.00 (100.70 to 101.70): 4M0539
 Ion 100.00 (99.70 to 100.70): 4M05390

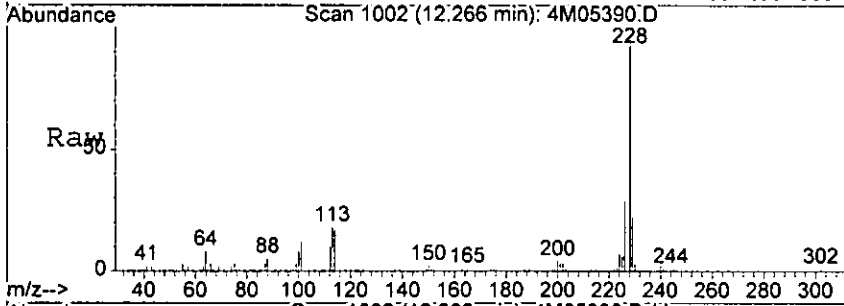


Handwritten signature

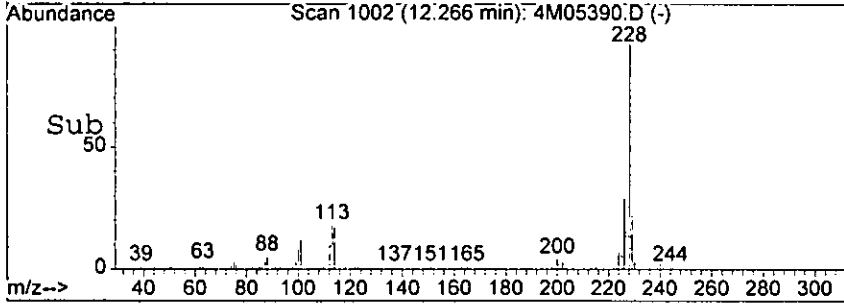
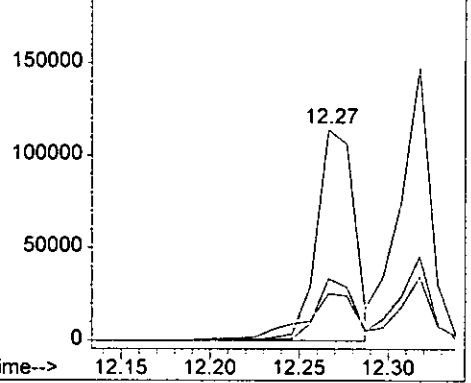


#78
 Benzo[a]anthracene
 Concen: 99.05 ng
 RT: 12.27 min Scan# 1002
 Delta R.T. -0.06 min
 Lab File: 4M05390.D
 Acq: 5 Aug 2005 10:18

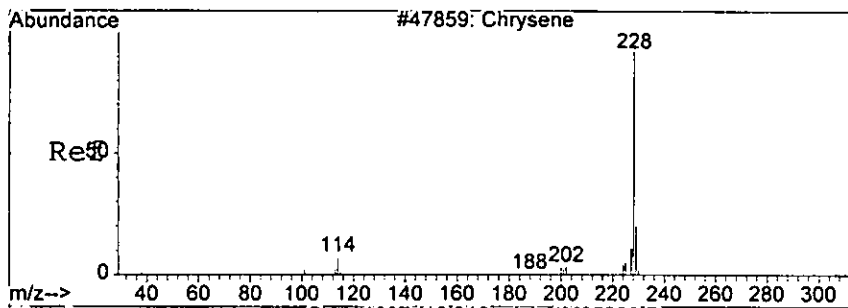
Tgt Ion	Resp	Lower	Upper
228	100		
229	22.1	0.0	60.5
226	29.3	0.0	69.0



Abundance Ion 228.00 (227.70 to 228.70): 4M0539
 200000 Ion 229.00 (228.70 to 229.70): 4M0539
 Ion 226.00 (225.70 to 226.70): 4M0539



Handwritten signature

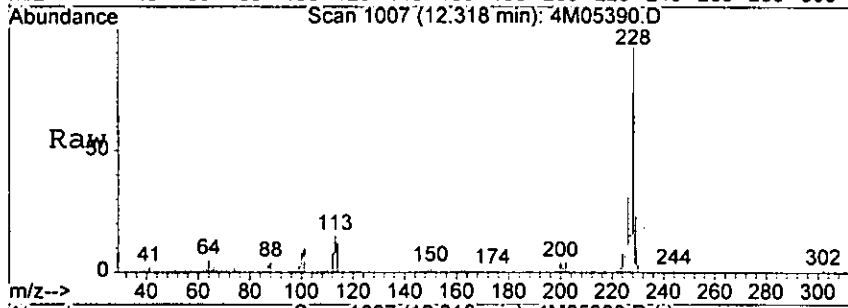


#79
 Chrysene
 Concen: 119.17 ng
 RT: 12.32 min Scan# 1007
 Delta R.T. -0.05 min
 Lab File: 4M05390.D
 Acq: 5 Aug 2005 10:18

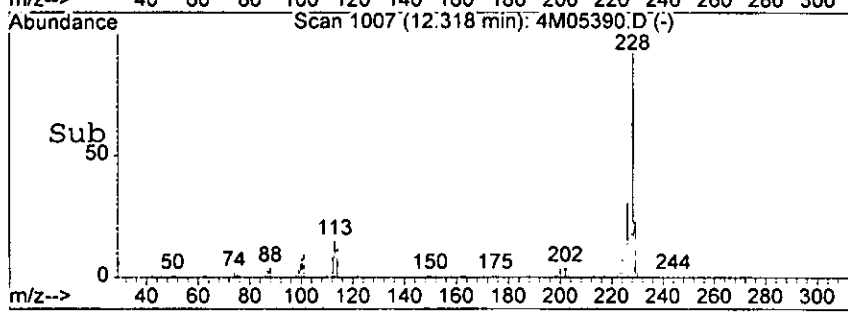
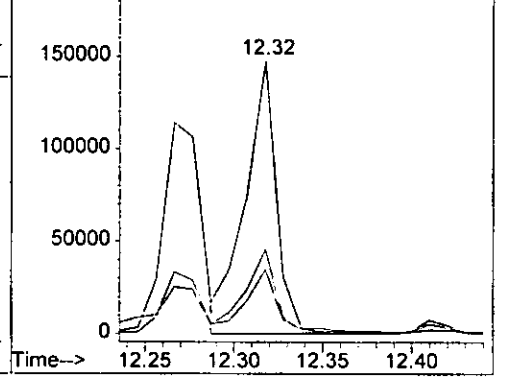
853

Tgt Ion: 228 Resp: 181344

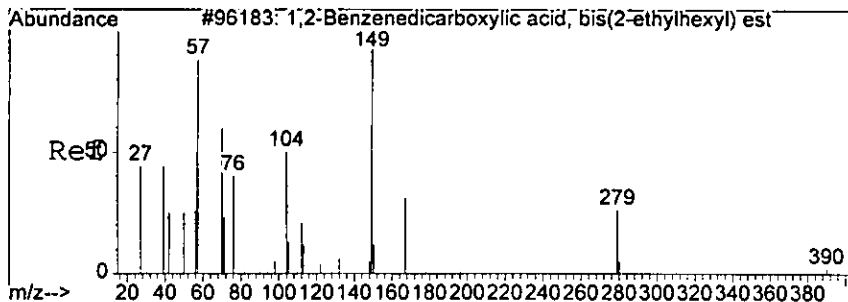
Ion	Ratio	Lower	Upper
228	100		
226	30.8	12.0	52.0
229	22.7	0.0	61.1



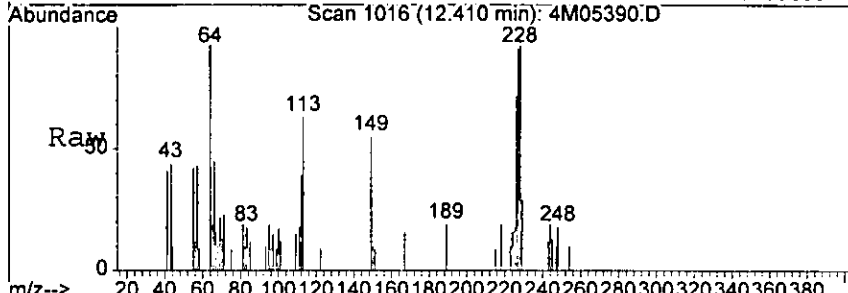
Abundance Ion 228.00 (227.70 to 228.70): 4M0539
 200000 Ion 226.00 (225.70 to 226.70): 4M0539
 Ion 229.00 (228.70 to 229.70): 4M0539



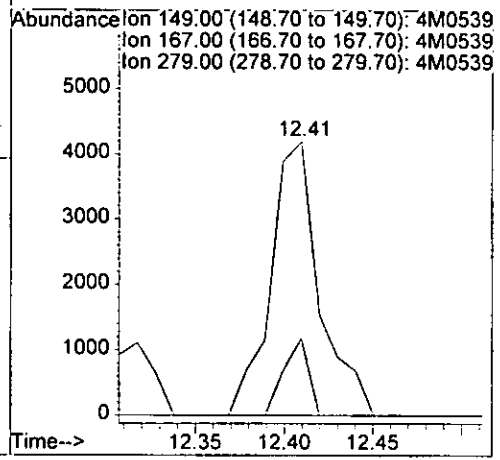
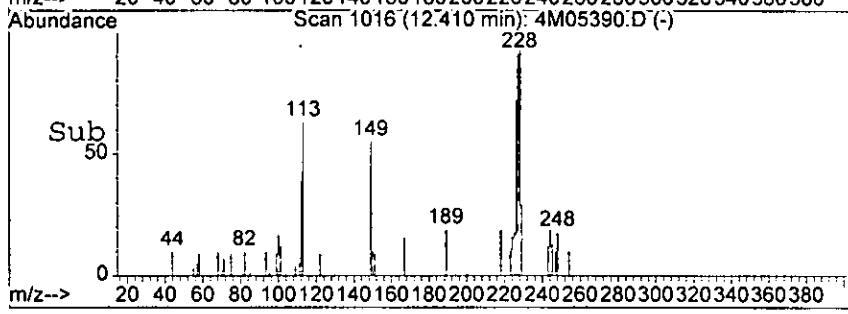
Handwritten signature



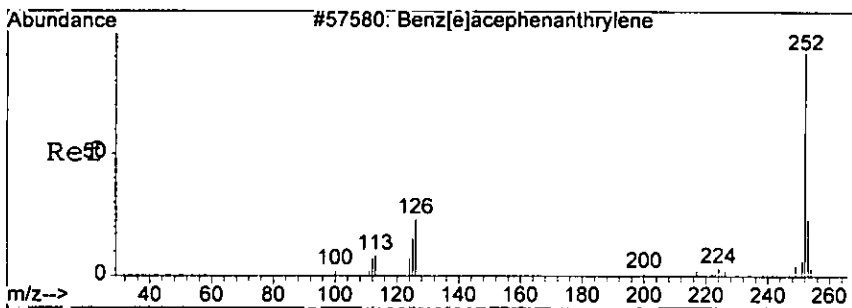
#80
 bis(2-Ethylhexyl)phthalate
 Concen: 6.06 ng
 RT: 12.41 min Scan# 1016
 Delta R.T. -0.05 min
 Lab File: 4M05390.D
 Acq: 5 Aug 2005 10:18



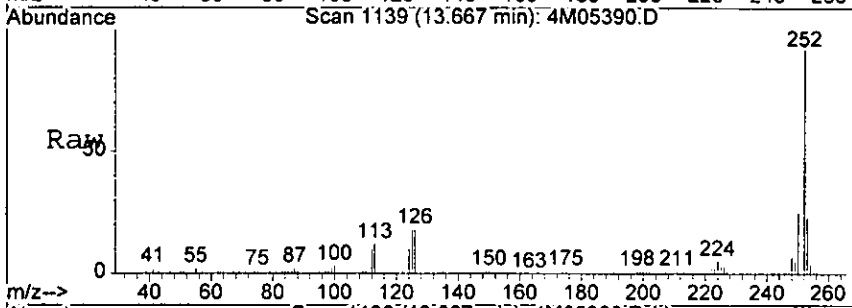
Tgt Ion	Resp	Lower	Upper
149	100		
167	28.2	0.0	53.9
279	0.0	0.0	43.5



hgm

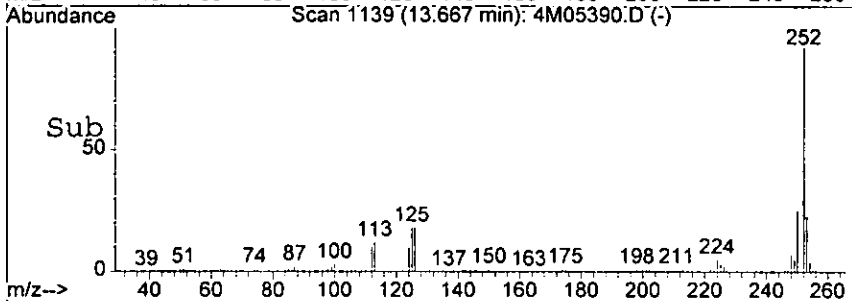


#83
 Benzo [b] fluoranthene
 Concen: 138.76 ng m
 RT: 13.67 min Scan# 1139
 Delta R.T. -0.05 min
 Lab File: 4M05390.D
 Acq: 5 Aug 2005 10:18

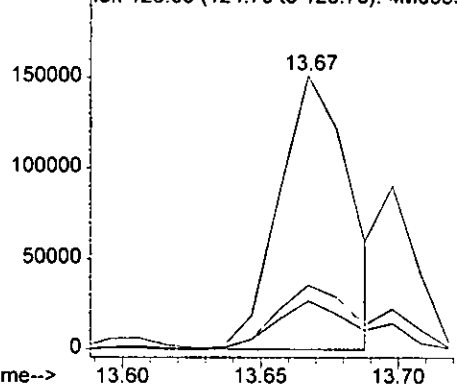


Tgt Ion: 252 Resp: 270301

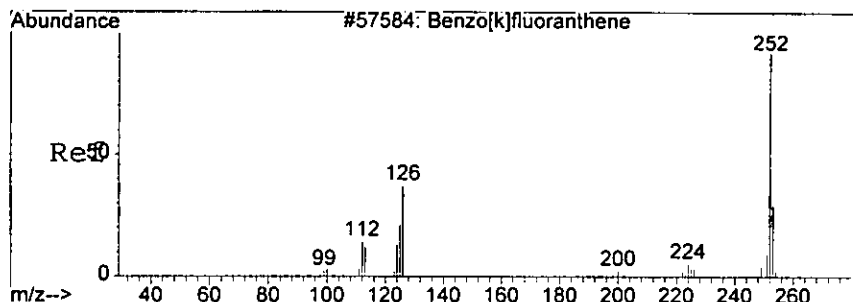
Ion	Ratio	Lower	Upper
252	100		
253	23.5	0.0	63.3
125	17.7	0.0	57.6



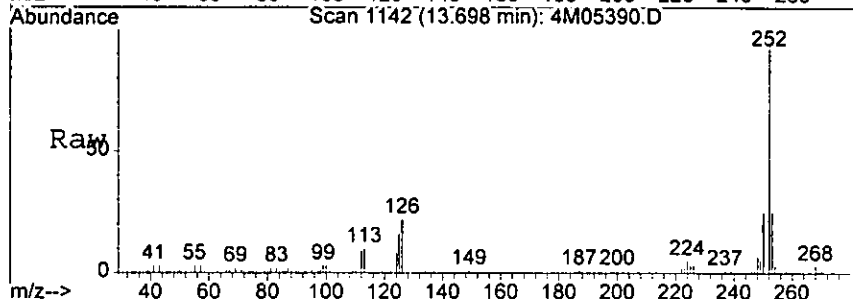
Abundance Ion 252.00 (251.70 to 252.70): 4M0539
 Ion 253.00 (252.70 to 253.70): 4M0539
 Ion 125.00 (124.70 to 125.70): 4M0539



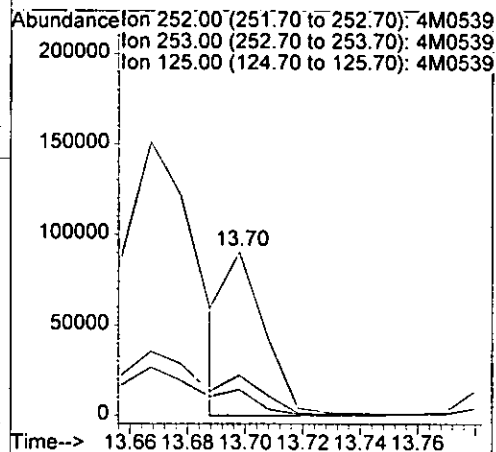
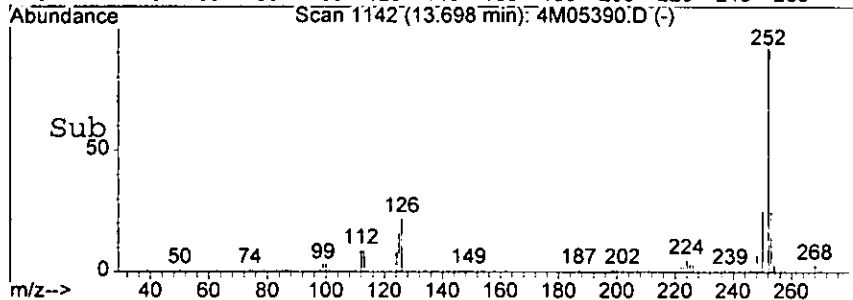
LOW



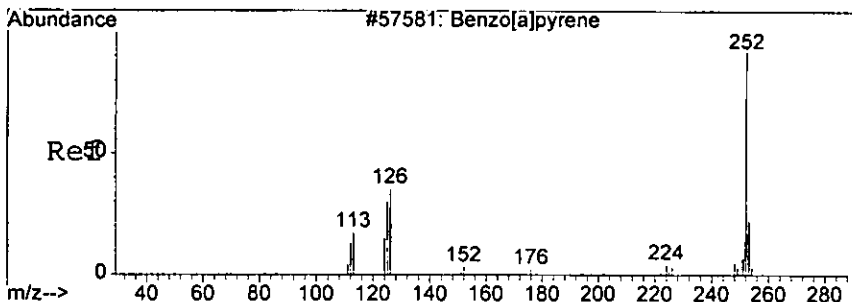
#84
Benzo [k] fluoranthene
Concen: 51.19 ng m
RT: 13.70 min Scan# 1142
Delta R.T. -0.05 min
Lab File: 4M05390.D
Acq: 5 Aug 2005 10:18



Tgt Ion	Resp	Lower	Upper
252	86354	100	
253	24.8	0.0	63.5
125	16.0	0.0	53.8

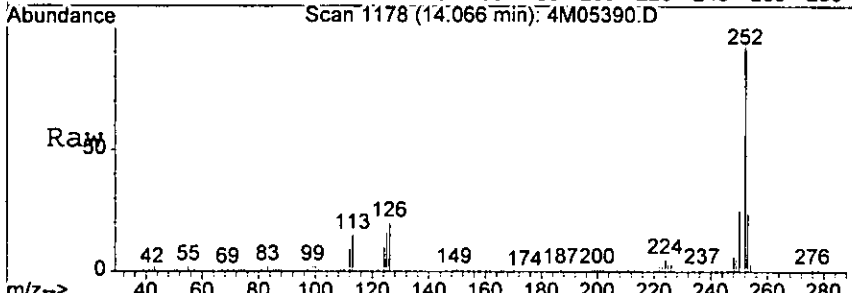


Handwritten signature

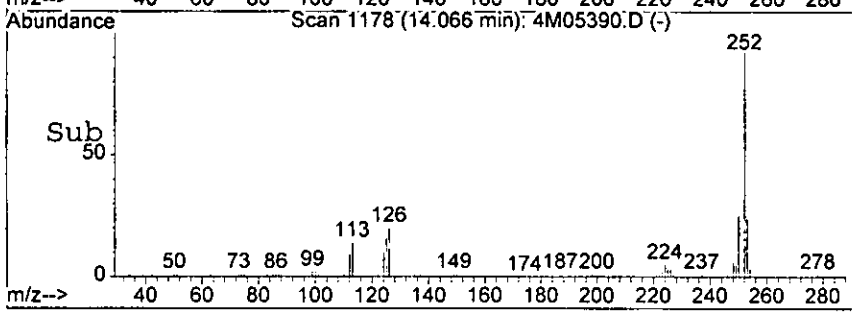
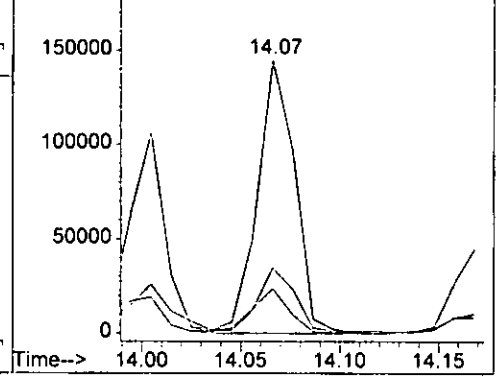


#85
 Benzo[a]pyrene
 Concen: 119.24 ng
 RT: 14.07 min Scan# 1178
 Delta R.T. -0.05 min
 Lab File: 4M05390.D
 Acq: 5 Aug 2005 10:18

Tgt Ion	Resp	Lower	Upper
252	190926	100	
253	23.6	0.0	62.9
125	16.1	0.0	57.6

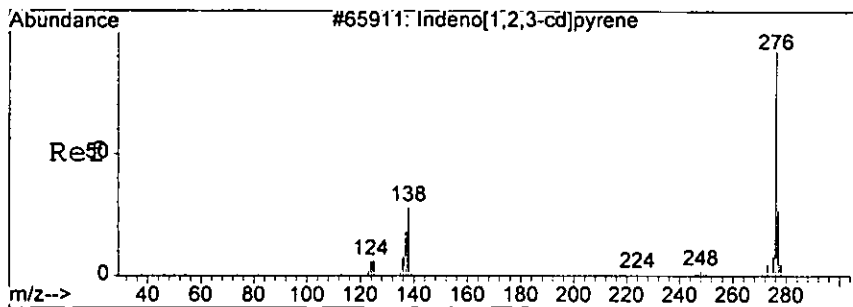


Abundance Ion 252.00 (251.70 to 252.70): 4M0539
 Ion 253.00 (252.70 to 253.70): 4M0539
 Ion 125.00 (124.70 to 125.70): 4M0539



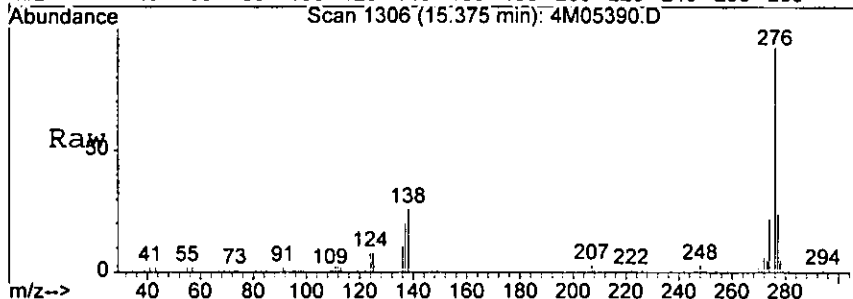
Handwritten signature

8713

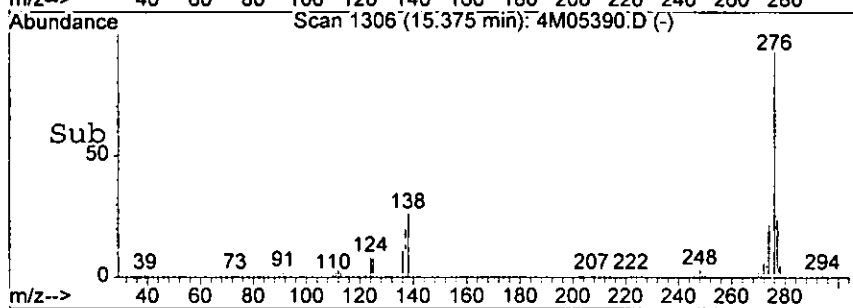
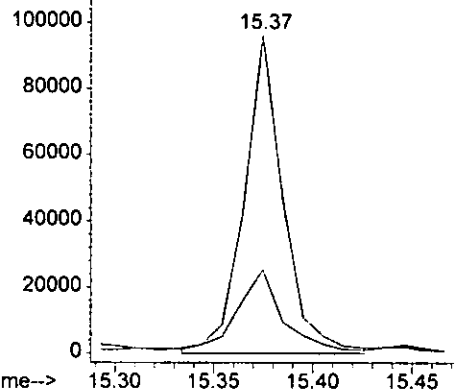


#86
Indeno[1,2,3-cd]pyrene
Concen: 90.97 ng
RT: 15.37 min Scan# 1306
Delta R.T. -0.05 min
Lab File: 4M05390.D
Acq: 5 Aug 2005 10:18

Tgt Ion: 276 Resp: 132135
Ion Ratio Lower Upper
276 100
138 25.5 0.0 73.4

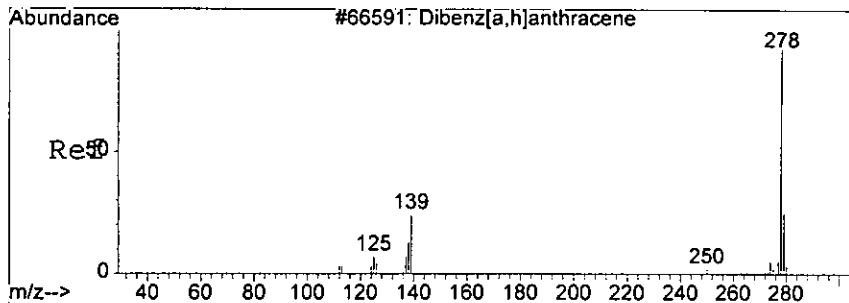


Abundance Ion 276.00 (275.70 to 276.70): 4M0539
Ion 138.00 (137.70 to 138.70): 4M0539

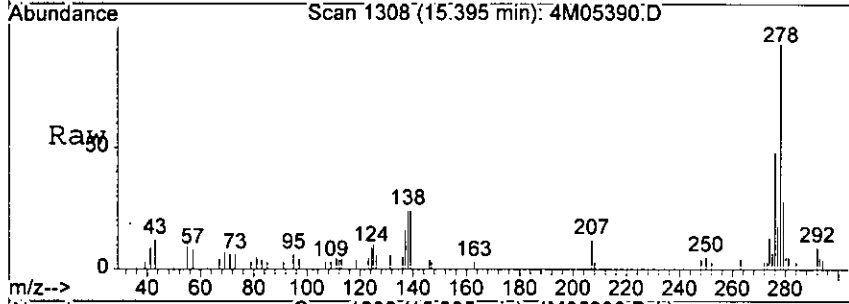


low

974

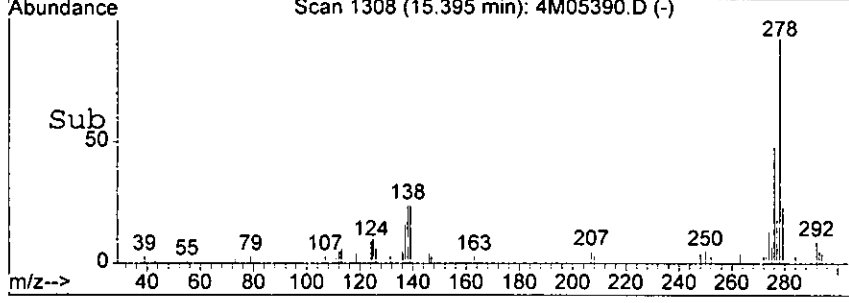


#87
 Dibenzo [a, h] anthracene
 Concen: 41.06 ng
 RT: 15.40 min Scan# 1308
 Delta R.T. -0.06 min
 Lab File: 4M05390.D
 Acq: 5 Aug 2005 10:18

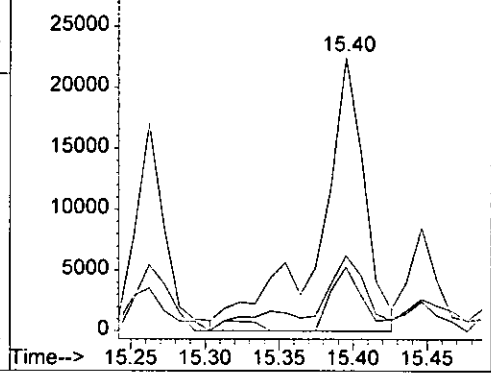


Tgt Ion: 278 Resp: 48832

Ion	Ratio	Lower	Upper
278	100		
139	24.5	0.0	63.8
279	28.8	0.0	64.0

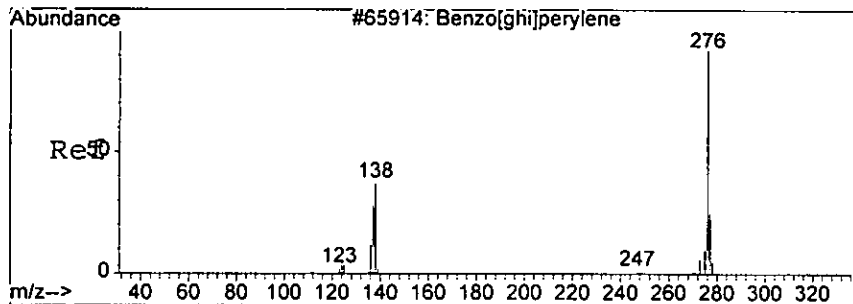


Abundance Ion 278.00 (277.70 to 278.70): 4M0539
 Ion 139.00 (138.70 to 139.70): 4M0539
 Ion 279.00 (278.70 to 279.70): 4M0539



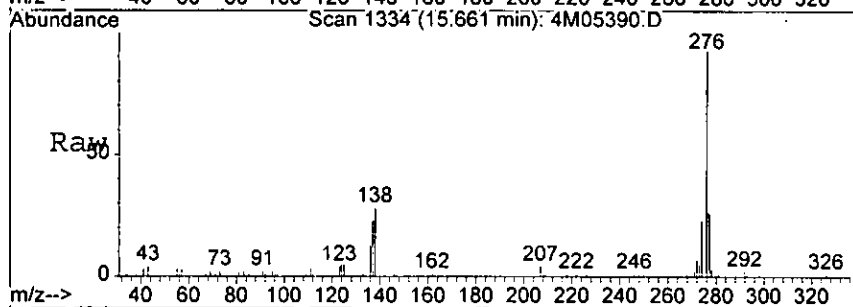
Handwritten signature or initials

8715

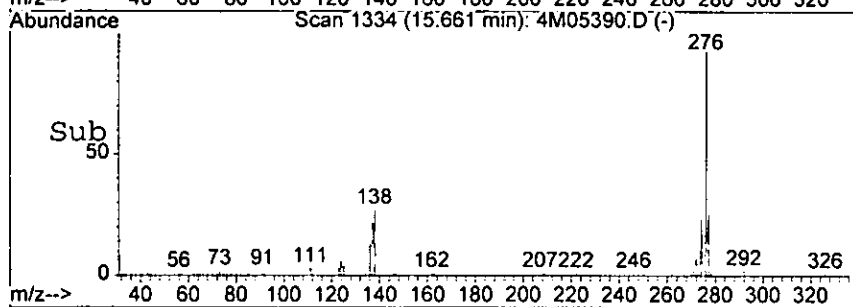
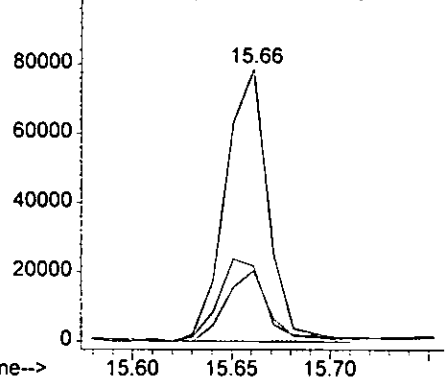


#88
 Benzo[g,h,i]perylene
 Concen: 103.06 ng
 RT: 15.66 min Scan# 1334
 Delta R.T. -0.05 min
 Lab File: 4M05390.D
 Acq: 5 Aug 2005 10:18

Tgt Ion	Resp	Lower	Upper
276	119489	100	
138	27.6	0.0	74.1
277	25.8	0.0	65.0



Abundance Ion 276.00 (275.70 to 276.70): 4M0539
 Ion 138.00 (137.70 to 138.70): 4M0539
 Ion 277.00 (276.70 to 277.70): 4M0539



Handwritten signature

Form1

ORGANICS SEMIVOLATILE REPORT

Sample Number: AC18807-013
 Client Id: PCSB-40(10.5')
 Data File: 5M09803.D
 Analysis Date: 08/05/05 15:30
 Date Rec/Extracted: 07/28/05-08/04/05

Matrix: Soil
 Initial Vol: 30g
 Final Vol: 1ml
 Dilution: 1
 Solids: 63

Units: mg/Kg

Cas #	Compound	RL	Conc	Cas #	Compound	RL	Conc
120-82-1	1,2,4-Trichlorobenzene	0.0092	U	205-99-2	Benzo[b]fluoranthene	0.015	U
95-50-1	1,2-Dichlorobenzene	0.021	U	191-24-2	Benzo[g,h,i]perylene	0.0076	U
122-66-7	1,2-Diphenylhydrazine	0.017	U	207-08-9	Benzo[k]fluoranthene	0.019	U
541-73-1	1,3-Dichlorobenzene	0.015	U	111-91-1	bis(2-Chloroethoxy)methan	0.012	U
106-46-7	1,4-Dichlorobenzene	0.0093	U	111-44-4	bis(2-Chloroethyl)ether	0.024	U
95-95-4	2,4,5-Trichlorophenol	0.082	U	108-60-1	bis(2-chloroisopropyl)ether	0.011	U
88-06-2	2,4,6-Trichlorophenol	0.040	U	117-81-7	bis(2-Ethylhexyl)phthalate	0.034	U
120-83-2	2,4-Dichlorophenol	0.070	U	85-68-7	Butylbenzylphthalate	0.014	U
105-67-9	2,4-Dimethylphenol	0.045	U	86-74-8	Carbazole	0.010	U
51-28-5	2,4-Dinitrophenol	0.097	U	218-01-9	Chrysene	0.015	U
121-14-2	2,4-Dinitrotoluene	0.019	U	84-74-2	Di-n-butylphthalate	0.011	U
606-20-2	2,6-Dinitrotoluene	0.024	U	117-84-0	Di-n-octylphthalate	0.018	U
91-58-7	2-Chloronaphthalene	0.0060	U	53-70-3	Dibenzo[a,h]anthracene	0.0097	U
95-57-8	2-Chlorophenol	0.097	U	132-64-9	Dibenzofuran	0.068	U
91-57-6	2-Methylnaphthalene	0.090	U	84-66-2	Diethylphthalate	0.012	U
95-48-7	2-Methylphenol	0.20	U	131-11-3	Dimethylphthalate	0.0091	U
88-74-4	2-Nitroaniline	0.069	U	206-44-0	Fluoranthene	0.0087	0.071
88-75-5	2-Nitrophenol	0.065	U	86-73-7	Fluorene	0.013	U
106-44-5	3&4-Methylphenol	0.20	U	118-74-1	Hexachlorobenzene	0.021	U
91-94-1	3,3'-Dichlorobenzidine	0.093	U	87-68-3	Hexachlorobutadiene	0.013	U
99-09-2	3-Nitroaniline	0.13	U	77-47-4	Hexachlorocyclopentadiene	0.14	U
534-52-1	4,6-Dinitro-2-methylphenol	0.10	U	67-72-1	Hexachloroethane	0.018	U
101-55-3	4-Bromophenyl-phenylether	0.022	U	193-39-5	Indeno[1,2,3-cd]pyrene	0.0090	U
59-50-7	4-Chloro-3-methylphenol	0.11	U	78-59-1	Isophorone	0.28	U
106-47-8	4-Chloroaniline	0.36	U	621-64-7	N-Nitroso-di-n-propylamine	0.017	U
7005-72-3	4-Chlorophenyl-phenylether	0.015	U	62-75-9	N-Nitrosodimethylamine	0.59	U
100-01-6	4-Nitroaniline	0.079	U	86-30-6	n-Nitrosodiphenylamine	0.014	U
100-02-7	4-Nitrophenol	0.075	U	91-20-3	Naphthalene	0.0051	U
83-32-9	Acenaphthene	0.0087	U	98-95-3	Nitrobenzene	0.015	U
208-96-8	Acenaphthylene	0.0080	U	87-86-5	Pentachlorophenol	0.051	U
120-12-7	Anthracene	0.010	U	85-01-8	Phenanthrene	0.012	0.057
92-87-5	Benzidine	0.55	U	108-95-2	Phenol	0.087	U
56-55-3	Benzo[a]anthracene	0.0074	U	129-00-0	Pyrene	0.012	0.077
50-32-8	Benzo[a]pyrene	0.0088	U				

Worksheet #: 18122

Total Target Concentration 0.205

*U - Indicates the compound was analyzed but not detected.
 B - Indicates the analyte was found in the blank as well as in the sample.
 E - Indicates the analyte concentration exceeds the calibration range of the instrument.*

*R - Retention Time Out
 J - Indicates an estimated value when a compound is detected at less than the specified detection limit.*

Data File : G:\GcMsData\2005\Gcms_5\Data\08-05-05\5M09803.D Vial: 26
 Acq On : 5 Aug 2005 15:30 Operator: AHD
 Sample : AC18807-013 Inst : GCMS_5
 Misc : S,BNA Multiplr: 1.00
 MS Integration Params: RTEINT.P
 Quant Time: Aug 11 12:12 2005 Quant Results File: 5M_0722.RES

Quant Method : G:\GCMSDATA\2005\GCMS_5\METHODS\5M_0722.M (RTE Integrator)
 Title : @GCMS_5,mg,625,8270
 Last Update : Fri Jul 22 11:19:45 2005
 Response via : Initial Calibration
 DataAcq Meth : 5M_RUN5

Internal Standards	R.T.	QIon	Response	Conc	Units	Dev(Min)
1) 1,4-Dichlorobenzene-d4	5.10	152	12190	40.00	ng	-0.15
20) Naphthalene-d8	6.14	136	48199	40.00	ng	-0.14
36) Acenaphthene-d10	7.47	164	27089	40.00	ng	-0.16
61) Phenanthrene-d10	8.84	188	46596	40.00	ng	-0.19
77) Chrysene-d12	11.82	240	37162	40.00	ng	-0.22
88) Perylene-d12	13.40	264	29307	40.00	ng	-0.21
System Monitoring Compounds						
4) 2-Fluorophenol	3.78	112	59464	144.83	ng	-0.19
Spiked Amount	200.000		Recovery	=	72.42%	
8) Phenol-d5	4.80	99	79046	131.67	ng	-0.15
Spiked Amount	200.000		Recovery	=	65.83%	
21) Nitrobenzene-d5	5.58	128	15355	72.76	ng	-0.14
Spiked Amount	100.000		Recovery	=	72.76%	
41) 2-Fluorobiphenyl	6.95	172	64108	75.71	ng	-0.14
Spiked Amount	100.000		Recovery	=	75.71%	
64) 2,4,6-Tribromophenol	8.16	330	15425	154.68	ng	-0.18
Spiked Amount	200.000		Recovery	=	77.34%	
80) Terphenyl-d14	10.62	244	68821	78.39	ng	-0.19
Spiked Amount	100.000		Recovery	=	78.39%	
Target Compounds						Qvalue
70) Phenanthrene	8.86	178	1438	1.07	ng	93
76) Fluoranthene	10.15	202	1981	1.35	ng	90
78) Pyrene	10.40	202	2174	1.46	ng	93

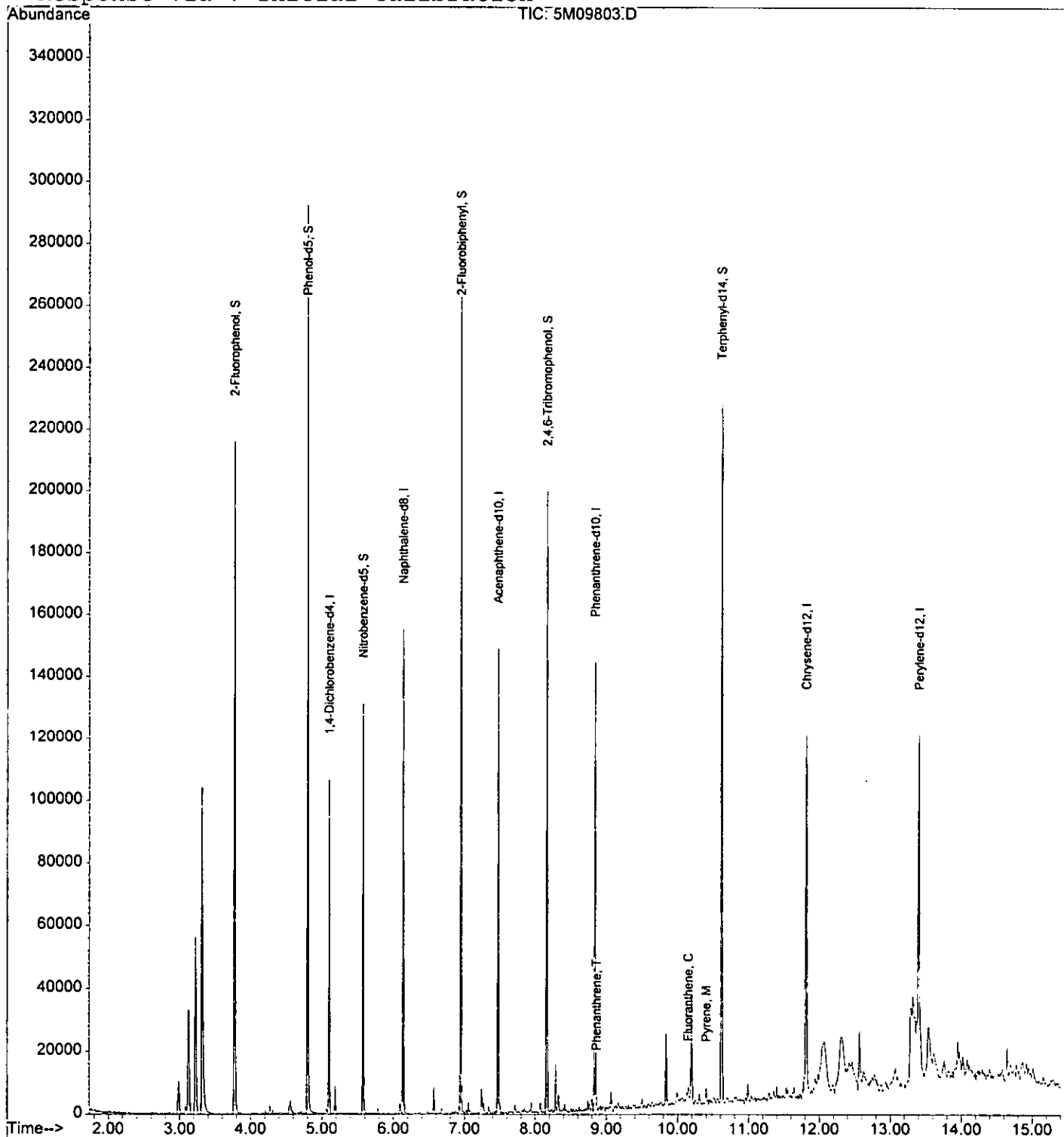
Handwritten signature/initials

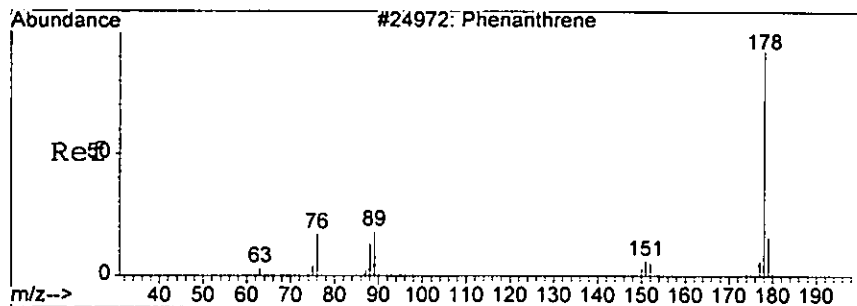
Quantitation Report

Data File : G:\GcMsData\2005\Gcms_5\Data\08-05-05\5M09803.D Vial: 26
Acq On : 5 Aug 2005 15:30 Operator: AHD
Sample : AC18807-013 Inst : GCMS_5
Misc : S,BNA Multiplr: 1.00
MS Integration Params: RTEINT.P
Quant Time: Aug 11 12:12 2005

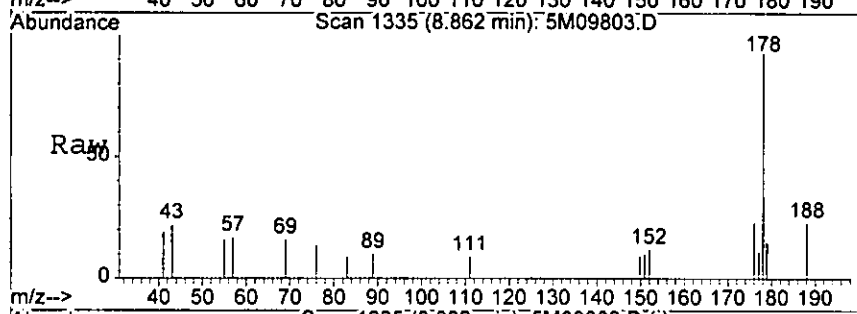
Quant Results File: 5M_0722.RES

Method : G:\GCMSDATA\2005\GCMS_5\METHODS\5M_0722.M (RTE Integrator)
Title : @GCMS_5,mg,625,8270
Last Update : Fri Jul 22 11:19:45 2005
Response via : Initial Calibration



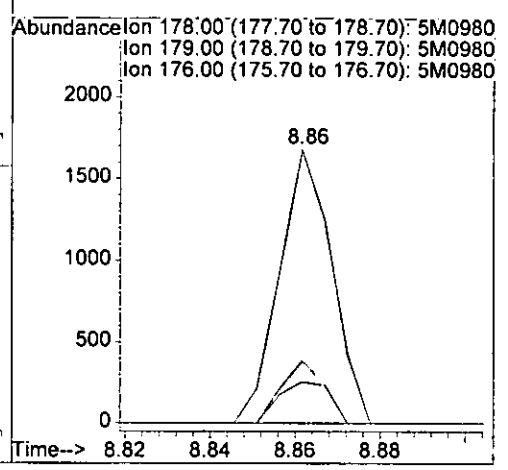
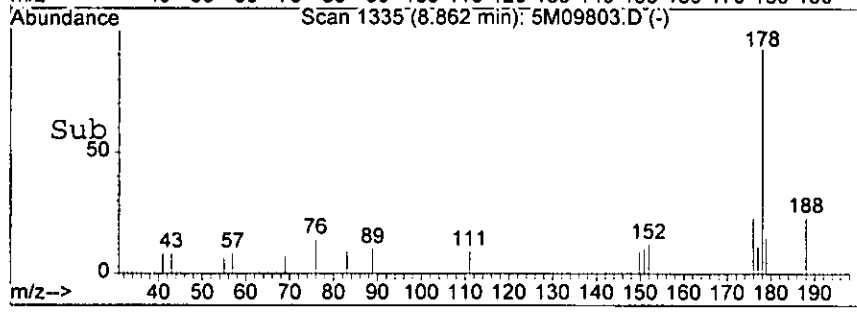


#70
 Phenanthrene
 Concen: 1.07 ng
 RT: 8.86 min Scan# 1335
 Delta R.T. -0.19 min
 Lab File: 5M09803.D
 Acq: 5 Aug 2005 15:30

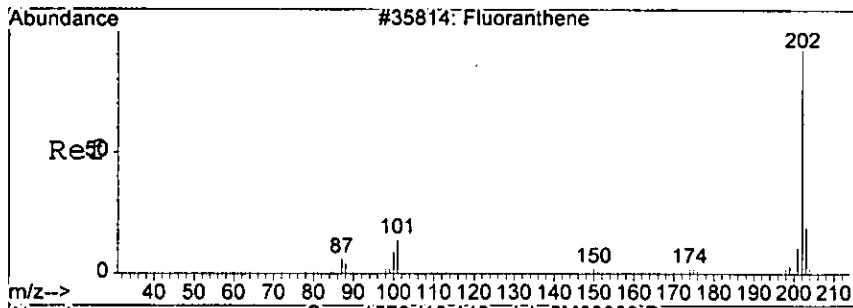


Tgt Ion: 178 Resp: 1438

Ion	Ratio	Lower	Upper
178	100		
179	15.3	0.0	54.9
176	22.9	0.0	57.7

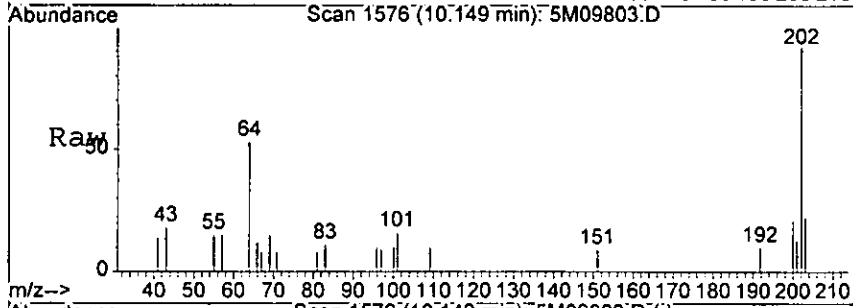


Handwritten signature

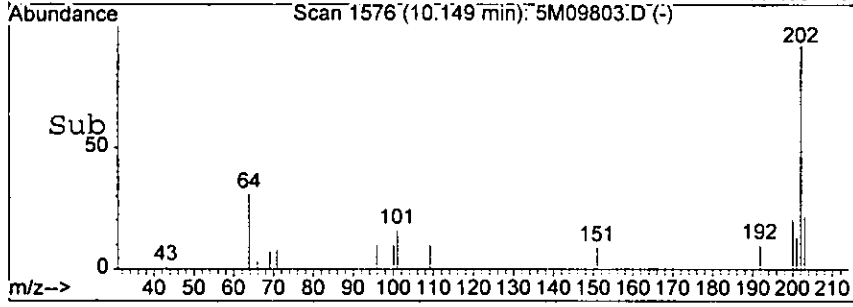
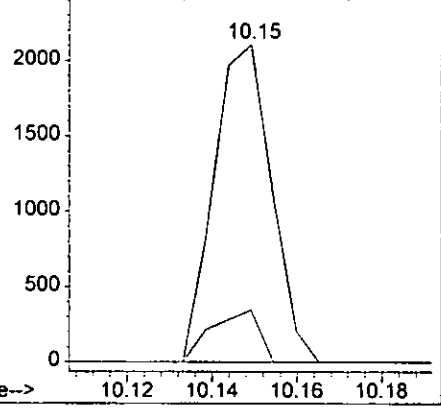


#76
 Fluoranthene
 Concen: 1.35 ng
 RT: 10.15 min Scan# 1576
 Delta R.T. -0.20 min
 Lab File: 5M09803.D
 Acq: 5 Aug 2005 15:30

Tgt Ion: 202	Resp: 1981
Ion Ratio	Lower Upper
202	100
101	16.4 0.0 52.5

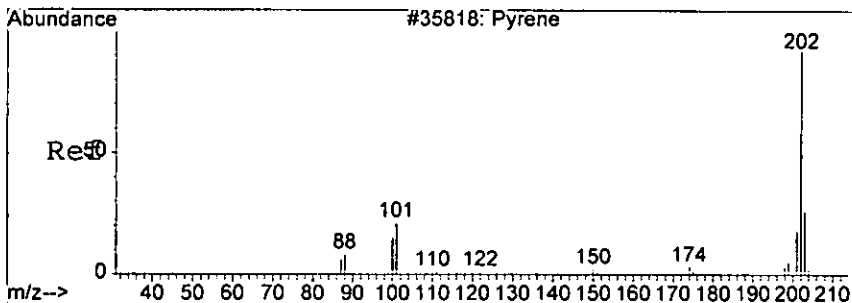


Abundance Ion 202.00 (201.70 to 202.70): 5M0980
 Ion 101.00 (100.70 to 101.70): 5M0980



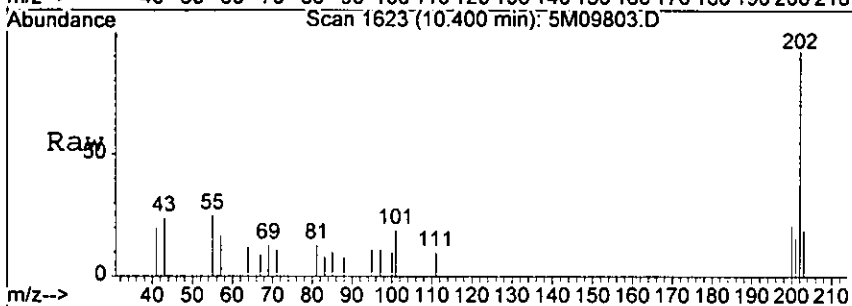
Handwritten signature

0121

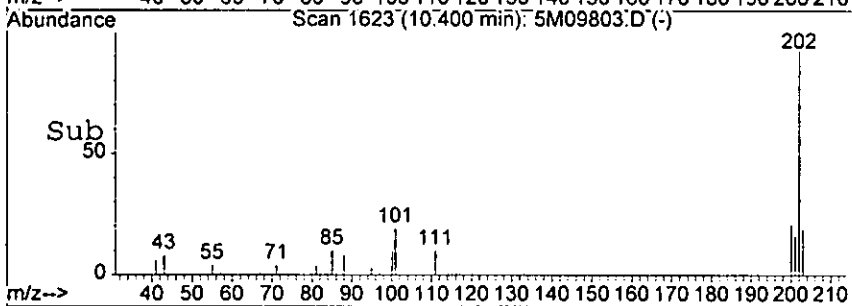
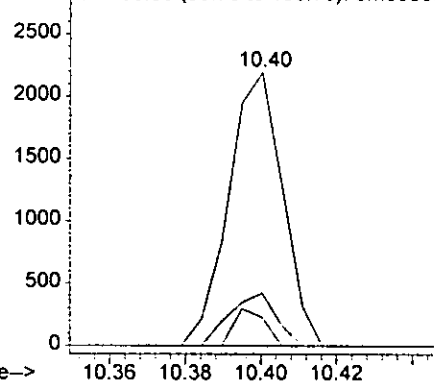


#78
 Pyrene
 Concen: 1.46 ng
 RT: 10.40 min Scan# 1623
 Delta R.T. -0.21 min
 Lab File: 5M09803.D
 Acq: 5 Aug 2005 15:30

Tgt Ion	Ratio	Lower	Upper
202	100		
101	19.2	0.0	55.5
100	10.5	0.0	52.1



Abundance Ion 202.00 (201.70 to 202.70): 5M0980
 3000 Ion 101.00 (100.70 to 101.70): 5M0980
 Ion 100.00 (99.70 to 100.70): 5M09803



Handwritten signature

Form1

ORGANICS SEMIVOLATILE REPORT

Sample Number: AC18807-014
 Client Id: PCSB-31(0.5)
 Data File: 5M09805.D
 Analysis Date: 08/05/05 16:14
 Date Rec/Extracted: 07/28/05-08/04/05

Matrix: Soil
 Initial Vol: 30g
 Final Vol: 1ml
 Dilution: 1
 Solids: 72

Units: mg/Kg

Cas #	Compound	RL	Conc	Cas #	Compound	RL	Conc
120-82-1	1,2,4-Trichlorobenzene	0.0081	U	205-99-2	Benzo[b]fluoranthene	0.013	0.070
95-50-1	1,2-Dichlorobenzene	0.019	U	191-24-2	Benzo[g,h,i]perylene	0.0067	U
122-66-7	1,2-Diphenylhydrazine	0.015	U	207-08-9	Benzo[k]fluoranthene	0.016	U
541-73-1	1,3-Dichlorobenzene	0.013	U	111-91-1	bis(2-Chloroethoxy)methan	0.011	U
106-46-7	1,4-Dichlorobenzene	0.0081	U	111-44-4	bis(2-Chloroethyl)ether	0.021	U
95-95-4	2,4,5-Trichlorophenol	0.072	U	108-60-1	bis(2-chloroisopropyl)ether	0.0096	U
88-06-2	2,4,6-Trichlorophenol	0.035	U	117-81-7	bis(2-Ethylhexyl)phthalat	0.029	0.077
120-83-2	2,4-Dichlorophenol	0.062	U	85-68-7	Butylbenzylphthalate	0.013	U
105-67-9	2,4-Dimethylphenol	0.039	U	86-74-8	Carbazole	0.0089	U
51-28-5	2,4-Dinitrophenol	0.085	U	218-01-9	Chrysene	0.013	0.053
121-14-2	2,4-Dinitrotoluene	0.017	U	84-74-2	Di-n-butylphthalate	0.0094	U
606-20-2	2,6-Dinitrotoluene	0.021	U	117-84-0	Di-n-octylphthalate	0.016	U
91-58-7	2-Chloronaphthalene	0.0053	U	53-70-3	Dibenzo[a,h]anthracene	0.0085	U
95-57-8	2-Chlorophenol	0.085	U	132-64-9	Dibenzofuran	0.060	U
91-57-6	2-Methylnaphthalene	0.079	U	84-66-2	Diethylphthalate	0.011	U
95-48-7	2-Methylphenol	0.17	U	131-11-3	Dimethylphthalate	0.0080	U
88-74-4	2-Nitroaniline	0.060	U	206-44-0	Fluoranthene	0.0076	0.058
88-75-5	2-Nitrophenol	0.057	U	86-73-7	Fluorene	0.011	U
106-44-5	3&4-Methylphenol	0.17	U	118-74-1	Hexachlorobenzene	0.019	U
91-94-1	3,3'-Dichlorobenzidine	0.081	U	87-68-3	Hexachlorobutadiene	0.011	U
99-09-2	3-Nitroaniline	0.12	U	77-47-4	Hexachlorocyclopentadiene	0.12	U
534-52-1	4,6-Dinitro-2-methylphenol	0.088	U	67-72-1	Hexachloroethane	0.016	U
101-55-3	4-Bromophenyl-phenylether	0.019	U	193-39-5	Indeno[1,2,3-cd]pyrene	0.0078	U
59-50-7	4-Chloro-3-methylphenol	0.093	U	78-59-1	Isophorone	0.25	U
106-47-8	4-Chloroaniline	0.31	U	621-64-7	N-Nitroso-di-n-propylamine	0.015	U
7005-72-3	4-Chlorophenyl-phenylether	0.013	U	62-75-9	N-Nitrosodimethylamine	0.51	U
100-01-6	4-Nitroaniline	0.069	U	86-30-6	n-Nitrosodiphenylamine	0.013	U
100-02-7	4-Nitrophenol	0.065	U	91-20-3	Naphthalene	0.0045	U
83-32-9	Acenaphthene	0.0076	U	98-95-3	Nitrobenzene	0.013	U
208-96-8	Acenaphthylene	0.0070	U	87-86-5	Pentachlorophenol	0.045	U
120-12-7	Anthracene	0.0092	U	85-01-8	Phenanthrene	0.010	U
92-87-5	Benzidine	0.48	U	108-95-2	Phenol	0.077	U
56-55-3	Benzo[a]anthracene	0.0065	U	129-00-0	Pyrene	0.011	0.055
50-32-8	Benzo[a]pyrene	0.0077	U				

Worksheet #: 18122

Total Target Concentration 0.313

U - Indicates the compound was analyzed but not detected.
 B - Indicates the analyte was found in the blank as well as in the sample.
 E - Indicates the analyte concentration exceeds the calibration range of the instrument.

R - Retention Time Out
 J - Indicates an estimated value when a compound is detected at less than the specified detection limit.

Data File : G:\GcMsData\2005\Gcms_5\Data\08-05-05\5M09805.D Vial: 27
 Acq On : 5 Aug 2005 16:14 Operator: AHD
 Sample : AC18807-014 Inst : GCMS_5
 Misc : S,BNA Multiplr: 1.00
 MS Integration Params: RTEINT.P
 Quant Time: Aug 11 12:13 2005

Quant Results File: 5M_0722.RES

Quant Method : G:\GCMSDATA\2005\GCMS_5\METHODS\5M_0722.M (RTE Integrator)
 Title : @GCMS_5,mg,625,8270
 Last Update : Fri Jul 22 11:19:45 2005
 Response via : Initial Calibration
 DataAcq Meth : 5M_RUN5

Internal Standards	R.T.	QIon	Response	Conc	Units	Dev(Min)
1) 1,4-Dichlorobenzene-d4	5.10	152	18087	40.00	ng	-0.15
20) Naphthalene-d8	6.14	136	68919	40.00	ng	-0.14
36) Acenaphthene-d10	7.47	164	41473	40.00	ng	-0.16
61) Phenanthrene-d10	8.84	188	69532	40.00	ng	-0.19
77) Chrysene-d12	11.82	240	54374	40.00	ng	-0.22
88) Perylene-d12	13.40	264	44603	40.00	ng	-0.21

System Monitoring Compounds

4) 2-Fluorophenol	3.78	112	85589	140.50	ng	-0.19
Spiked Amount 200.000			Recovery =	70.25%		
8) Phenol-d5	4.80	99	117242	131.62	ng	-0.15
Spiked Amount 200.000			Recovery =	65.81%		
21) Nitrobenzene-d5	5.58	128	21398	70.91	ng	-0.14
Spiked Amount 100.000			Recovery =	70.91%		
41) 2-Fluorobiphenyl	6.95	172	94377	72.80	ng	-0.14
Spiked Amount 100.000			Recovery =	72.80%		
64) 2,4,6-Tribromophenol	8.17	330	23949	160.94	ng	-0.18
Spiked Amount 200.000			Recovery =	80.47%		
80) Terphenyl-d14	10.62	244	103055	80.23	ng	-0.19
Spiked Amount 100.000			Recovery =	80.23%		

Target Compounds

						Qvalue
76) Fluoranthene	10.14	202	2731	1.25	ng	98
78) Pyrene	10.40	202	2596	1.19	ng	96
86) Chrysene	11.85	228	2102	1.15	ng	91
87) bis(2-Ethylhexyl)phthalate	11.94	149	2216	1.67	ng	83
90) Benzo[b]fluoranthene	13.01	252	2682m	1.52	ng	

Handwritten signature


(#) = qualifier out of range (m) = manual integration

Quantitation Report

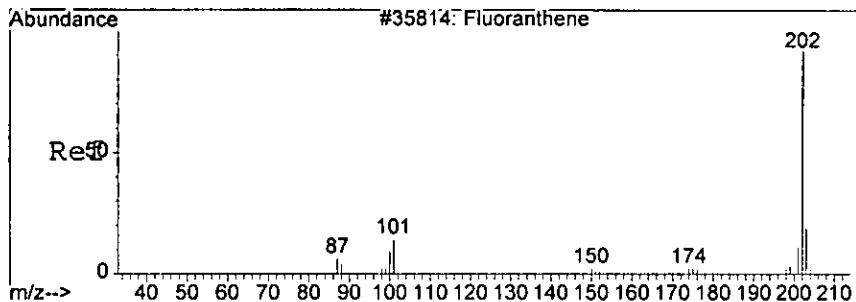
Data File : G:\GcMsData\2005\Gcms_5\Data\08-05-05\5M09805.D Vial: 27
Acq On : 5 Aug 2005 16:14 Operator: AHD
Sample : AC18807-014 Inst : GCMS_5
Misc : S,BNA Multiplr: 1.00
MS Integration Params: RTEINT.P
Quant Time: Aug 11 12:13 2005

Quant Results File: 5M_0722.RES

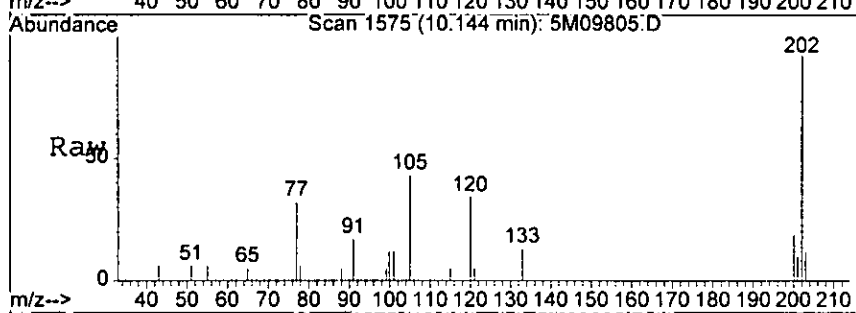
Method : G:\GCMSDATA\2005\GCMS_5\METHODS\5M_0722.M (RTE Integrator)
Title : @GCMS_5,mg,625,8270
Last Update : Fri Jul 22 11:19:45 2005
Response via : Initial Calibration



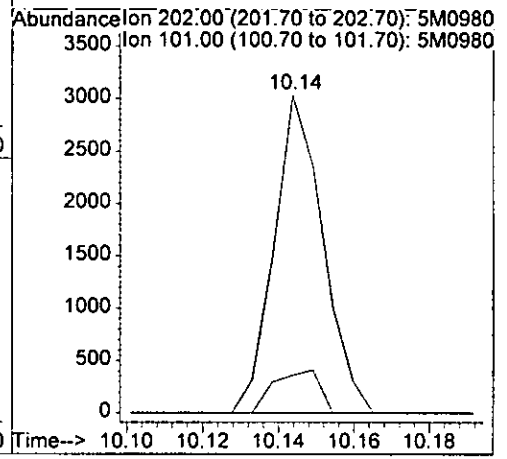
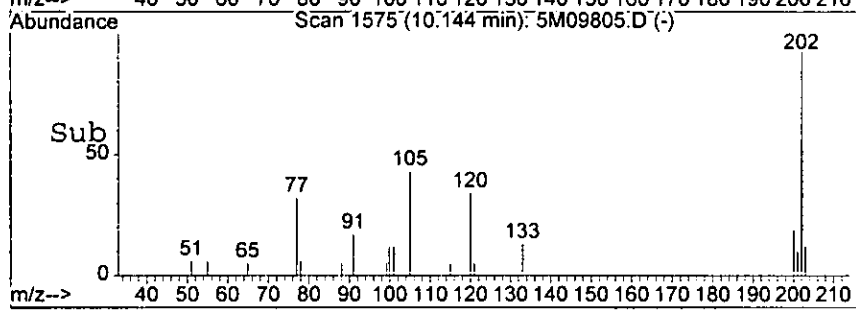
020



#76
Fluoranthene
Concen: 1.25 ng
RT: 10.14 min Scan# 1575
Delta R.T. -0.21 min
Lab File: 5M09805.D
Acq: 5 Aug 2005 16:14

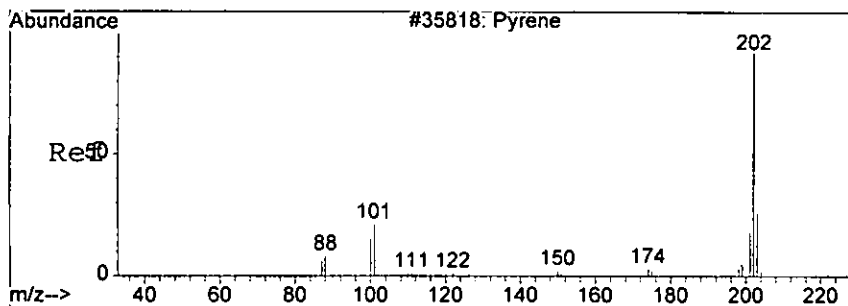


Tgt Ion: 202 Resp: 2731
Ion Ratio Lower Upper
202 100
101 11.9 0.0 52.5



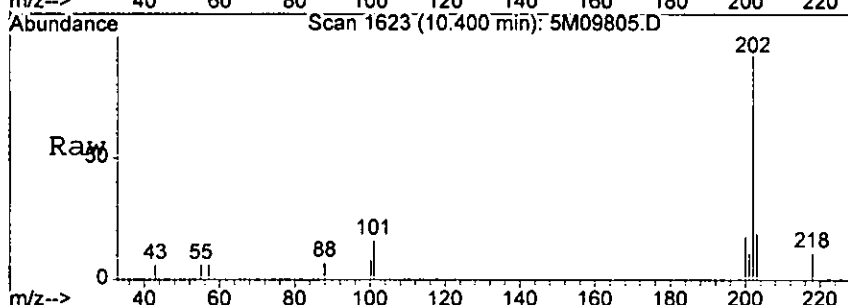
Handwritten signature

1005

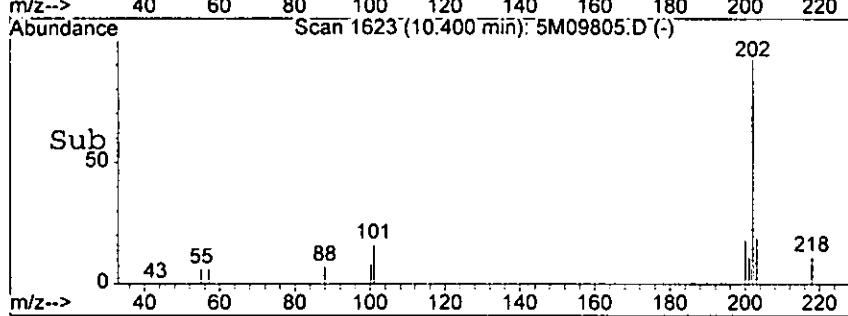
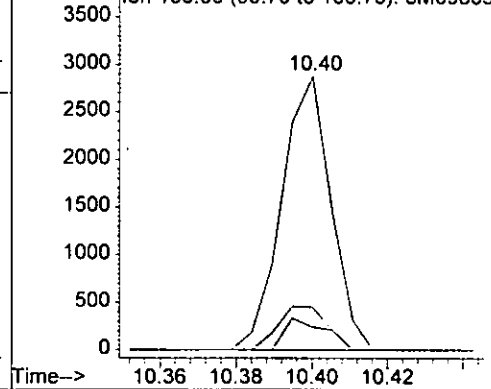


#78
 Pyrene
 Concen: 1.19 ng
 RT: 10.40 min Scan# 1623
 Delta R.T. -0.21 min
 Lab File: 5M09805.D
 Acq: 5 Aug 2005 16:14

Tgt Ion	Resp	Lower	Upper
202	2596		
101	15.7	0.0	55.5
100	8.4	0.0	52.1

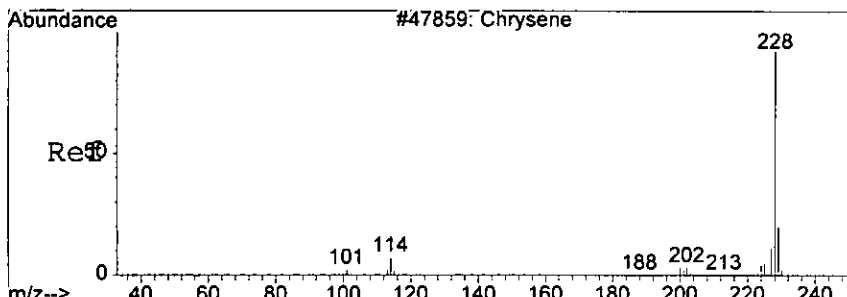


Abundance Ion 202.00 (201.70 to 202.70): 5M0980
 Ion 101.00 (100.70 to 101.70): 5M0980
 Ion 100.00 (99.70 to 100.70): 5M09805



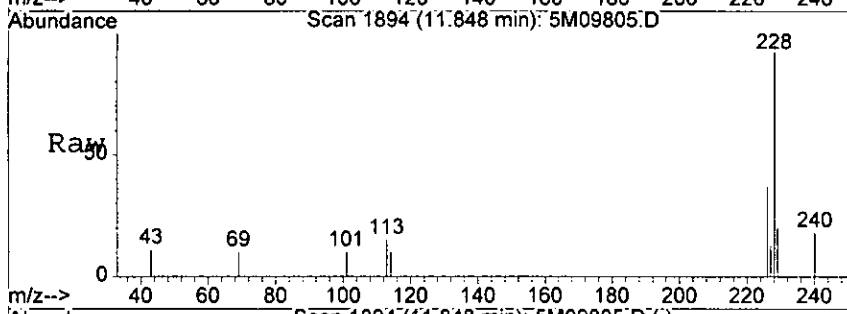
Handwritten signature

128

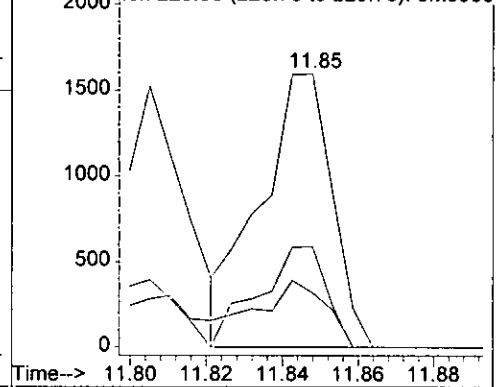
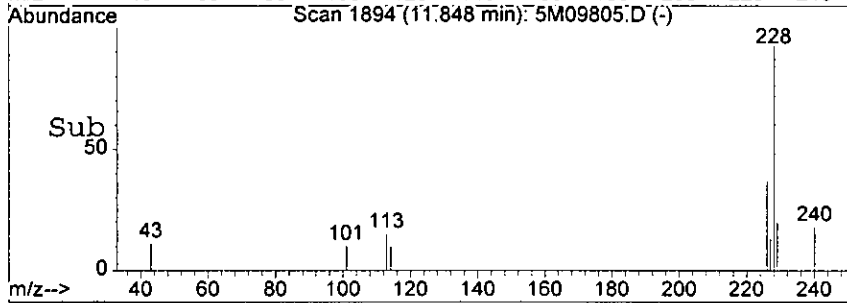


#86
Chrysene
Concen: 1.15 ng
RT: 11.85 min Scan# 1894
Delta R.T. -0.22 min
Lab File: 5M09805.D
Acq: 5 Aug 2005 16:14

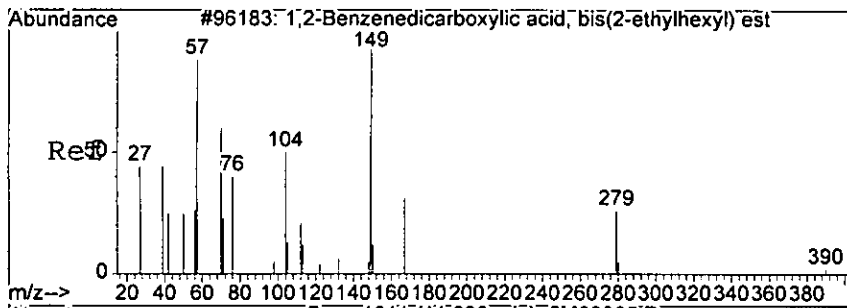
Tgt Ion	Resp	Lower	Upper
228	2102	100	
226	36.9	9.1	49.1
229	20.0	0.0	60.1



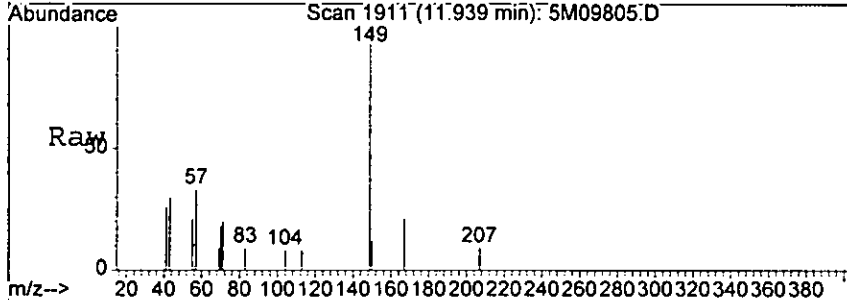
Abundance
Ion 228.00 (227.70 to 228.70): 5M0980
Ion 226.00 (225.70 to 226.70): 5M0980
Ion 229.00 (228.70 to 229.70): 5M0980



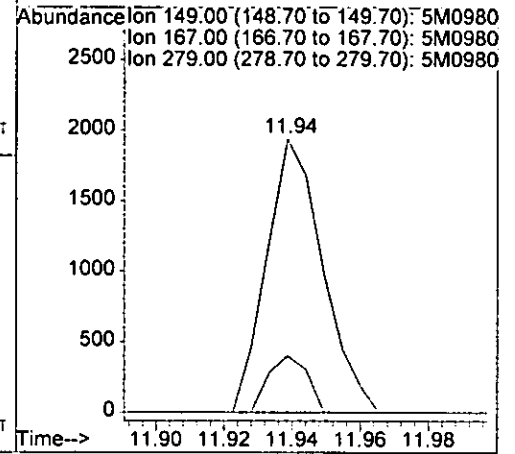
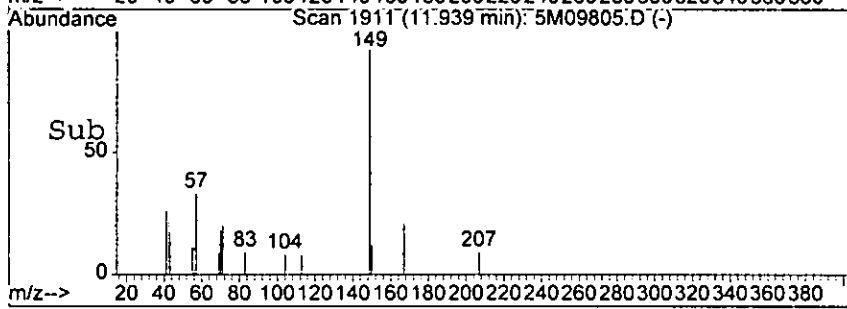
Handwritten signature



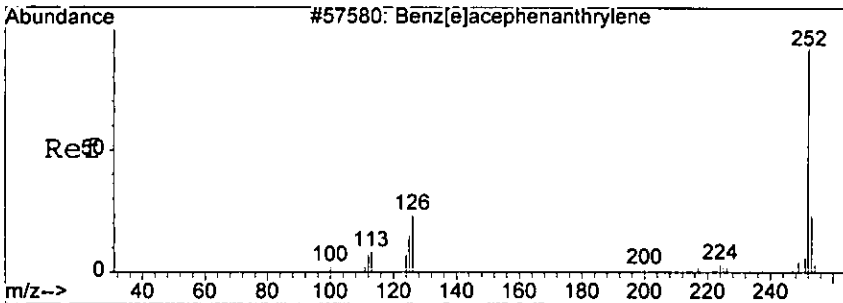
#87
 bis(2-Ethylhexyl)phthalate
 Concen: 1.67 ng
 RT: 11.94 min Scan# 1911
 Delta R.T. -0.19 min
 Lab File: 5M09805.D
 Acq: 5 Aug 2005 16:14



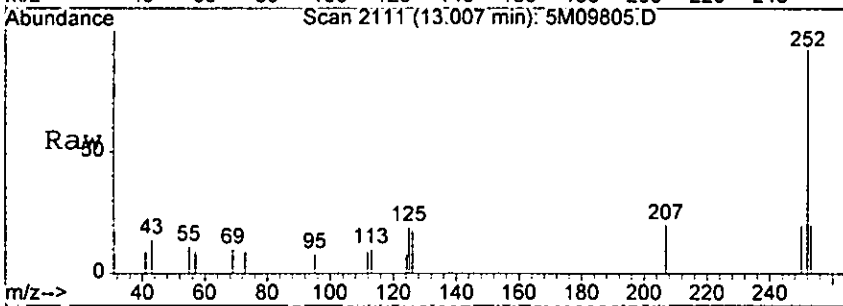
Tgt Ion	Ratio	Lower	Upper
149	100		
167	20.7	2.4	58.4
279	0.0	0.0	44.1



Handwritten signature

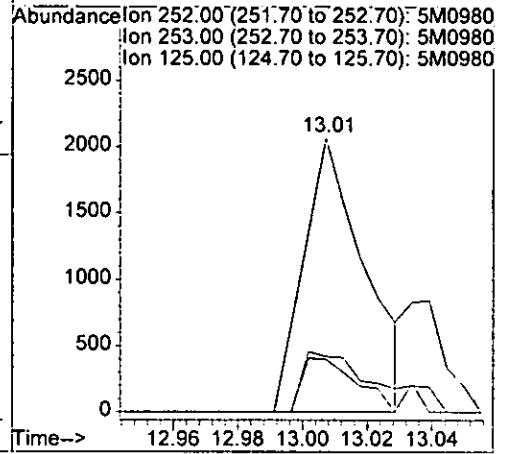
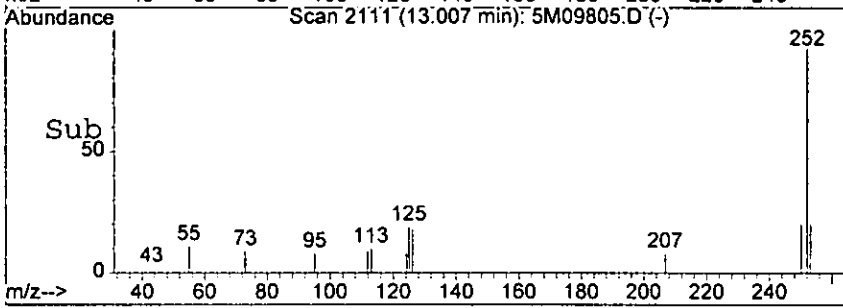


#90
Benzo [b] fluoranthene
Concen: 1.52 ng m
RT: 13.01 min Scan# 2111
Delta R.T. -0.22 min
Lab File: 5M09805.D
Acq: 5 Aug 2005 16:14



Tgt Ion: 252 Resp: 2682

Ion	Ratio	Lower	Upper
252	100		
253	20.3	0.0	61.6
125	19.3	0.0	54.8



Handwritten signature

Form1

ORGANICS SEMIVOLATILE REPORT

Sample Number: AC18807-015
 Client Id: PCSB-31(3.5)
 Data File: 4M05441.D
 Analysis Date: 08/08/05 12:59
 Date Rec/Extracted: 07/28/05-08/07/05

Matrix: Soil
 Initial Vol: 30g
 Final Vol: 1ml
 Dilution: 1
 Solids: 74

Units: mg/Kg

Cas #	Compound	RL	Conc	Cas #	Compound	RL	Conc
120-82-1	1,2,4-Trichlorobenzene	0.012	U	205-99-2	Benzo[b]fluoranthene	0.013	4.2
95-50-1	1,2-Dichlorobenzene	0.021	U	191-24-2	Benzo[g,h,i]perylene	0.0086	2.7
122-66-7	1,2-Diphenylhydrazine	0.013	U	207-08-9	Benzo[k]fluoranthene	0.015	1.2
541-73-1	1,3-Dichlorobenzene	0.019	U	111-91-1	bis(2-Chloroethoxy)methan	0.010	U
106-46-7	1,4-Dichlorobenzene	0.023	U	111-44-4	bis(2-Chloroethyl)ether	0.024	U
95-95-4	2,4,5-Trichlorophenol	0.61	U	108-60-1	bis(2-chloroisopropyl)ether	0.015	U
88-06-2	2,4,6-Trichlorophenol	1.1	U	117-81-7	bis(2-Ethylhexyl)phthalate	0.041	U
120-83-2	2,4-Dichlorophenol	0.073	U	85-68-7	Butylbenzylphthalate	0.018	U
105-67-9	2,4-Dimethylphenol	0.062	U	86-74-8	Carbazole	0.013	0.69
51-28-5	2,4-Dinitrophenol	0.31	U	218-01-9	Chrysene	0.0093	3.8
121-14-2	2,4-Dinitrotoluene	0.017	U	84-74-2	Di-n-butylphthalate	0.010	0.047
606-20-2	2,6-Dinitrotoluene	0.019	U	117-84-0	Di-n-octylphthalate	0.011	U
91-58-7	2-Chloronaphthalene	0.012	U	53-70-3	Dibenzo[a,h]anthracene	0.016	0.82
95-57-8	2-Chlorophenol	0.092	U	132-64-9	Dibenzofuran	0.057	0.32
91-57-6	2-Methylnaphthalene	0.058	0.18	84-66-2	Diethylphthalate	0.012	U
95-48-7	2-Methylphenol	0.21	U	131-11-3	Dimethylphthalate	0.010	U
88-74-4	2-Nitroaniline	0.032	U	206-44-0	Fluoranthene	0.013	6.7
88-75-5	2-Nitrophenol	0.052	U	86-73-7	Fluorene	0.011	0.40
106-44-5	3&4-Methylphenol	0.24	U	118-74-1	Hexachlorobenzene	0.021	U
91-94-1	3,3'-Dichlorobenzidine	0.099	U	87-68-3	Hexachlorobutadiene	0.019	U
99-09-2	3-Nitroaniline	0.19	U	77-47-4	Hexachlorocyclopentadiene	0.12	U
534-52-1	4,6-Dinitro-2-methylphenol	0.086	U	67-72-1	Hexachloroethane	0.034	U
101-55-3	4-Bromophenyl-phenylether	0.017	U	193-39-5	Indeno[1,2,3-cd]pyrene	0.0062	2.4
59-50-7	4-Chloro-3-methylphenol	0.11	U	78-59-1	Isophorone	0.014	U
106-47-8	4-Chloroaniline	0.35	U	621-64-7	N-Nitroso-di-n-propylamine	0.022	U
7005-72-3	4-Chlorophenyl-phenylether	0.021	U	62-75-9	N-Nitrosodimethylamine	0.53	U
100-01-6	4-Nitroaniline	0.11	U	86-30-6	n-Nitrosodiphenylamine	0.021	U
100-02-7	4-Nitrophenol	0.080	U	91-20-3	Naphthalene	0.011	0.47
83-32-9	Acenaphthene	0.019	0.40	98-95-3	Nitrobenzene	0.018	U
208-96-8	Acenaphthylene	0.010	U	87-86-5	Pentachlorophenol	0.056	U
120-12-7	Anthracene	0.012	1.3	85-01-8	Phenanthrene	0.010	4.8
92-87-5	Benzidine	0.10	U	108-95-2	Phenol	0.069	U
56-55-3	Benzo[a]anthracene	0.0079	3.9	129-00-0	Pyrene	0.010	5.4
50-32-8	Benzo[a]pyrene	0.010	3.2				

Worksheet #: 18122

Total Target Concentration 42.927

U - Indicates the compound was analyzed but not detected.
 B - Indicates the analyte was found in the blank as well as in the sample.
 E - Indicates the analyte concentration exceeds the calibration range of the instrument.

R - Retention Time Out
 J - Indicates an estimated value when a compound is detected at less than the specified detection limit.

Data File : G:\GcMsData\2005\Gcms_4\Data\08-08-05\4M05441.D Vial: 17
 Acq On : 8 Aug 2005 12:59 Operator: AHD
 Sample : AC18807-015 Inst : GCMS_4
 Misc : S,BNA Multiplr: 1.00

MS Integration Params: RTEINT.P
 Quant Time: Aug 11 12:14 2005

Quant Results File: 4M_0803.RES

Quant Method : G:\GCMSDATA\2005\GCMS_4\METHODS\4M_0803.M (RTE Integrator)
 Title : @GCMS_4,mg,625,8270
 Last Update : Wed Aug 03 12:10:40 2005
 Response via : Initial Calibration
 DataAcq Meth : 4M_0803

Internal Standards	R.T.	QIon	Response	Conc	Units	Dev(Min)
1) 1,4-Dichlorobenzene-d4	4.89	152	30974	40.00	ng	-0.05
19) Naphthalene-d8	5.90	136	90578	40.00	ng	-0.05
35) Acenaphthene-d10	7.47	164	42810	40.00	ng	-0.06
59) Phenanthrene-d10	9.08	188	59049	40.00	ng	-0.06
72) Chrysene-d12	12.28	240	40358	40.00	ng	-0.06
81) Perylene-d12	14.14	264	31220	40.00	ng	-0.05

System Monitoring Compounds

4) 2-Fluorophenol	3.75	112	124322	142.30	ng	-0.05	
Spiked Amount	200.000		Recovery	=	71.15%		
7) Phenol-d5	4.62	99	172491	148.31	ng	-0.04	
Spiked Amount	200.000		Recovery	=	74.16%		
20) Nitrobenzene-d5	5.34	128	32109	70.81	ng	-0.04	
Spiked Amount	100.000		Recovery	=	70.81%		
40) 2-Fluorobiphenyl	6.83	172	115829	84.43	ng	-0.05	
Spiked Amount	100.000		Recovery	=	84.43%		
62) 2,4,6-Tribromophenol	8.30	332	50992	192.93	ng	-0.06	
Spiked Amount	200.000		Recovery	=	96.47%		
75) Terphenyl-d14	10.98	244	87375	76.85	ng	-0.05	
Spiked Amount	100.000		Recovery	=	76.85%		

Target Compounds

	R.T.	QIon	Response	Conc	Units	Qvalue
29) Naphthalene	5.92	128	20636	10.37	ng	97
33) 2-Methylnaphthalene	6.50	142	5628	4.04	ng	95
49) Acenaphthene	7.50	153	10782	8.94	ng	98
52) Dibenzofuran	7.69	168	11289	7.10	ng	97
55) Fluorene	8.04	166	10282	8.80	ng	98
67) Phenanthrene	9.10	178	156678	106.22	ng	99
68) Anthracene	9.16	178	41619	27.79	ng	97
69) Carbazole	9.35	167	20915	15.21	ng	97
70) Di-n-butylphthalate	9.80	149	2109	1.05	ng	77
71) Fluoranthene	10.50	202	228071	148.65	ng	86
73) Pyrene	10.75	202	186959	120.44	ng	99
78) Benzo[a]anthracene	12.27	228	108996	86.05	ng	97
79) Chrysene	12.31	228	96321	85.12	ng	99
83) Benzo[b]fluoranthene	13.67	252	121419m	93.49	ng	
84) Benzo[k]fluoranthene	13.70	252	30769m	27.36	ng	
85) Benzo[a]pyrene	14.07	252	76241	71.42	ng	96
86) Indeno[1,2,3-cd]pyrene	15.37	276	52619	54.34	ng	85
87) Dibenzo[a,h]anthracene	15.39	278	14416	18.18	ng	92
88) Benzo[g,h,i]perylene	15.66	276	45589	58.98	ng	90

(#) = qualifier out of range (m) = manual integration

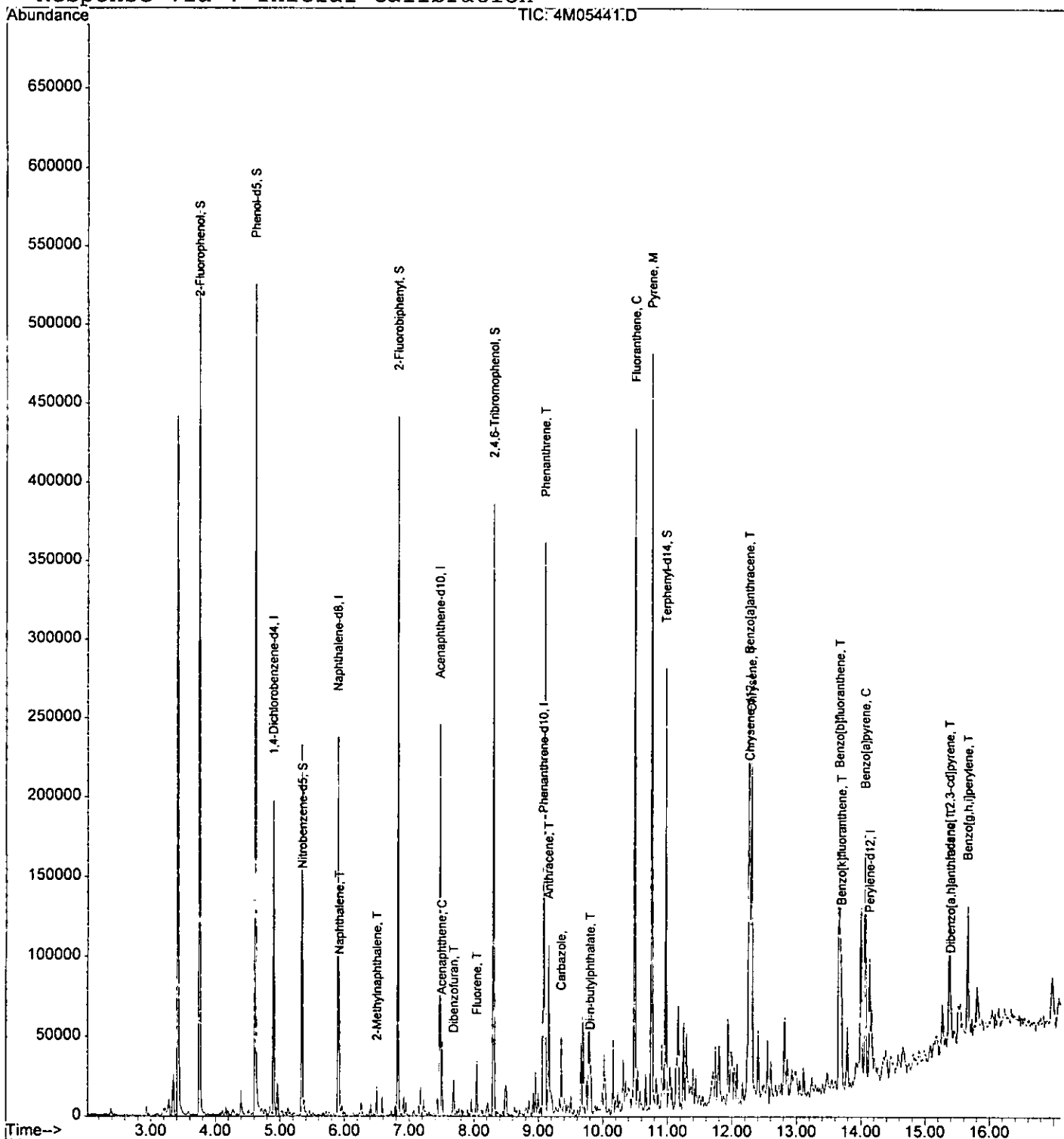
M815

Quantitation Report

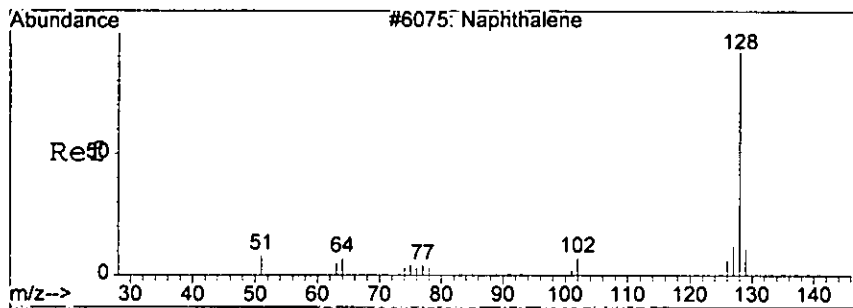
Data File : G:\GcMsData\2005\Gcms_4\Data\08-08-05\4M05441.D Vial: 17
Acq On : 8 Aug 2005 12:59 Operator: AHD
Sample : AC18807-015 Inst : GCMS_4
Misc : S,BNA Multiplr: 1.00
MS Integration Params: RTEINT.P
Quant Time: Aug 11 12:14 2005

Quant Results File: 4M_0803.RES

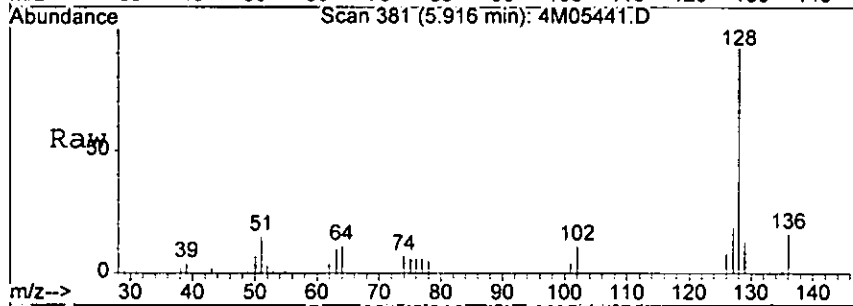
Method : G:\GCMSDATA\2005\GCMS_4\METHODS\4M_0803.M (RTE Integrator)
Title : @GCMS_4,mg,625,8270
Last Update : Wed Aug 03 12:10:40 2005
Response via : Initial Calibration



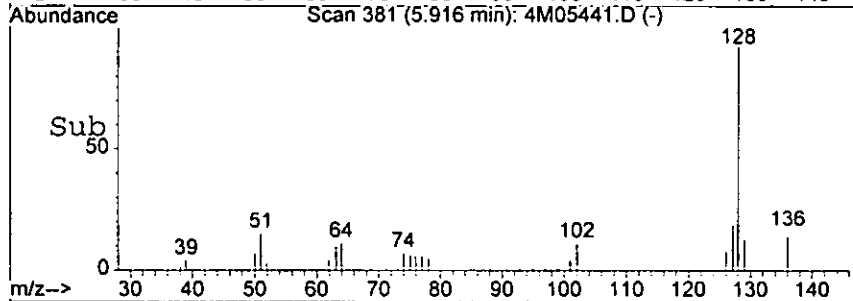
8733



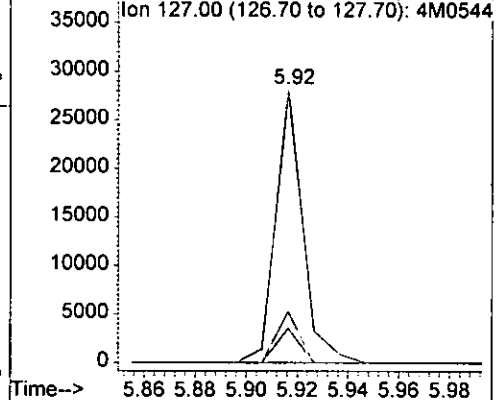
#29
 Naphthalene
 Concen: 10.37 ng
 RT: 5.92 min Scan# 381
 Delta R.T. -0.05 min
 Lab File: 4M05441.D
 Acq: 8 Aug 2005 12:59



Tgt Ion	Resp	Lower	Upper
128	20636		
129	12.5	0.0	51.8
127	18.6	0.0	57.0

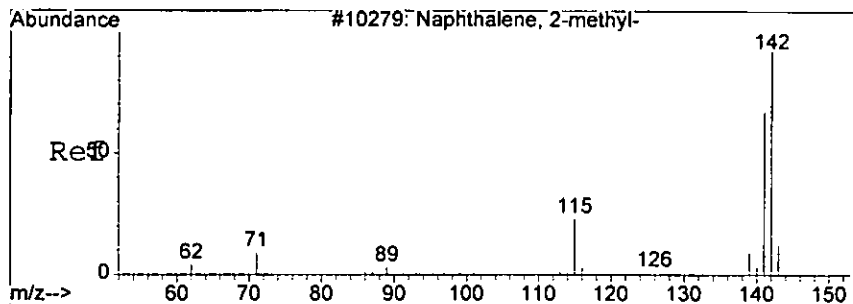


Abundance Ion 128.00 (127.70 to 128.70): 4M0544
 Ion 129.00 (128.70 to 129.70): 4M0544
 Ion 127.00 (126.70 to 127.70): 4M0544



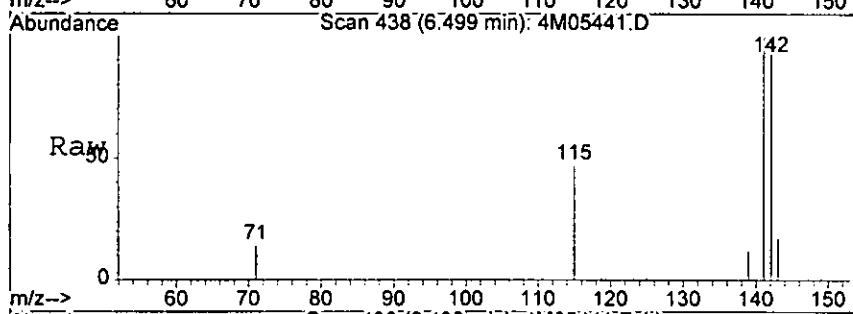
Handwritten signature

9734

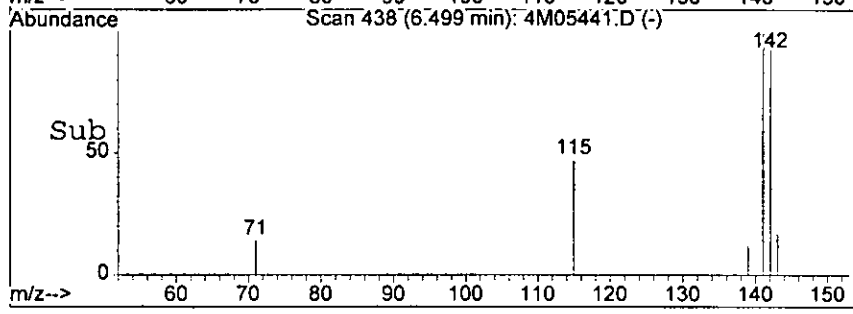
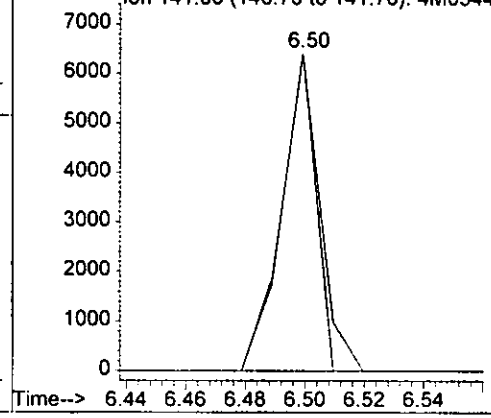


#33
2-Methylnaphthalene
Concen: 4.04 ng
RT: 6.50 min Scan# 438
Delta R.T. -0.05 min
Lab File: 4M05441.D
Acq: 8 Aug 2005 12:59

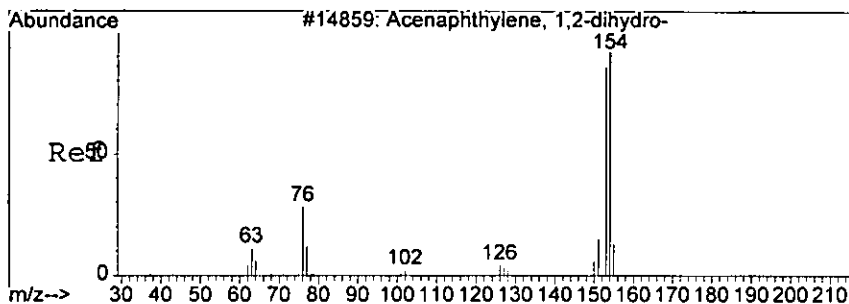
Tgt Ion: 142 Resp: 5628
Ion Ratio Lower Upper
142 100
141 100.1 55.7 135.7



Abundance Ion 142.00 (141.70 to 142.70): 4M0544
Ion 141.00 (140.70 to 141.70): 4M0544

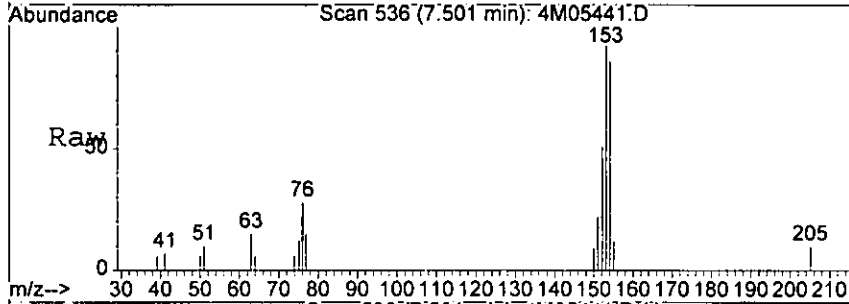


Handwritten signature

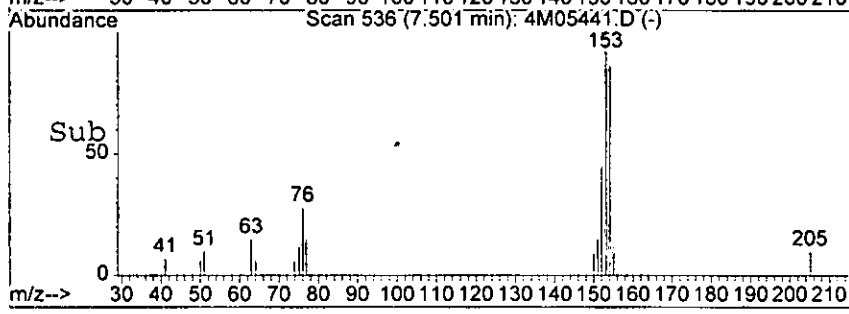
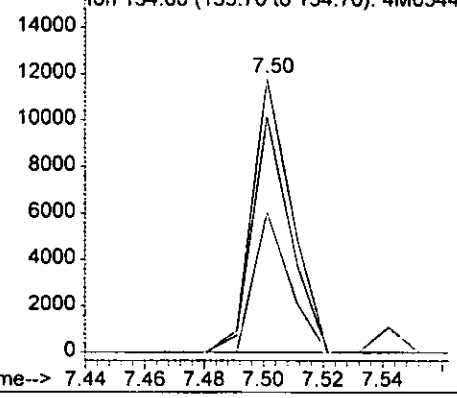


#49
 Acenaphthene
 Concen: 8.94 ng
 RT: 7.50 min Scan# 536
 Delta R.T. -0.06 min
 Lab File: 4M05441.D
 Acq: 8 Aug 2005 12:59

Tgt Ion	Resp	Lower	Upper
153	10782		
152	51.3	8.3	88.3
154	86.0	45.1	125.1

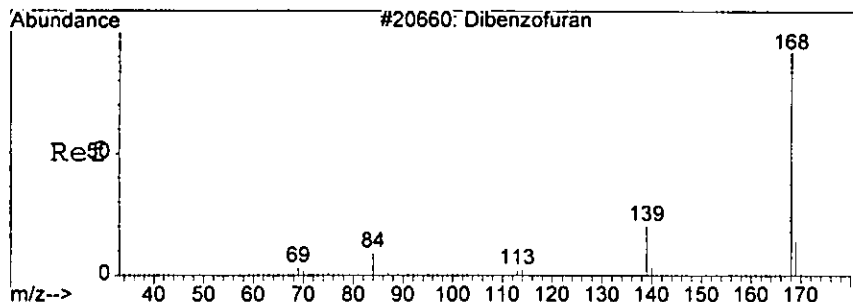


Abundance Ion 153.00 (152.70 to 153.70): 4M0544
 16000 Ion 152.00 (151.70 to 152.70): 4M0544
 Ion 154.00 (153.70 to 154.70): 4M0544



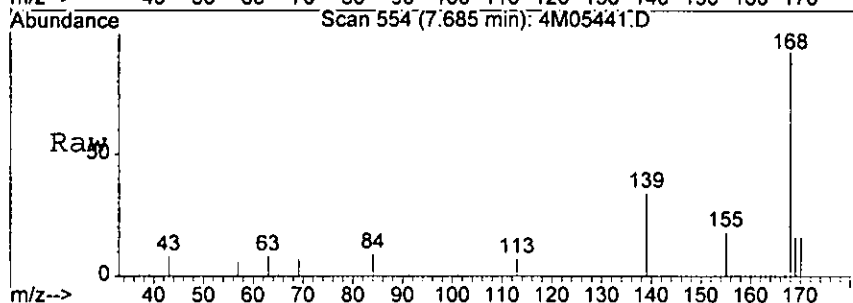
Handwritten signature

9515

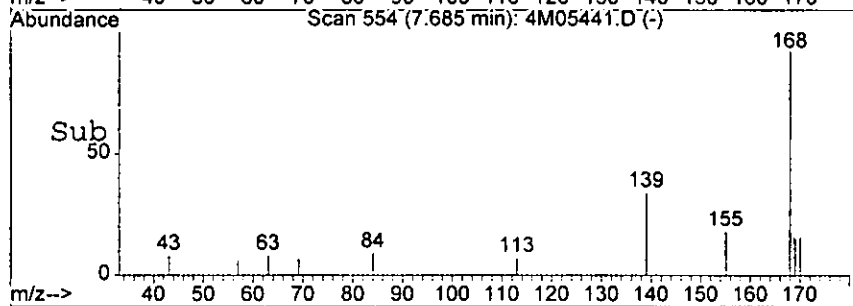
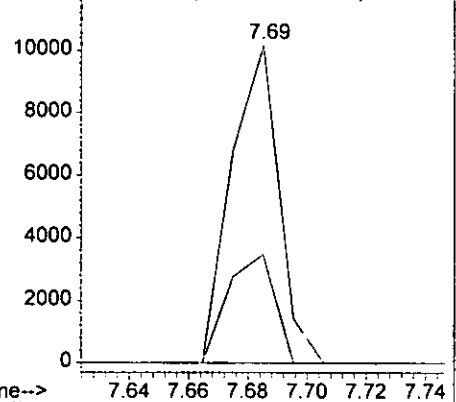


#52
Dibenzofuran
Concen: 7.10 ng
RT: 7.69 min Scan# 554
Delta R.T. -0.05 min
Lab File: 4M05441.D
Acq: 8 Aug 2005 12:59

Tgt Ion: 168 Resp: 11289
Ion Ratio Lower Upper
168 100
139 34.1 6.0 66.0

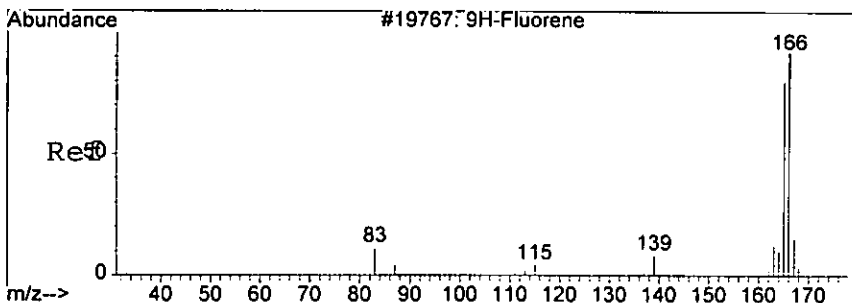


Abundance Ion 168.00 (167.70 to 168.70): 4M0544
12000 Ion 139.00 (138.70 to 139.70): 4M0544



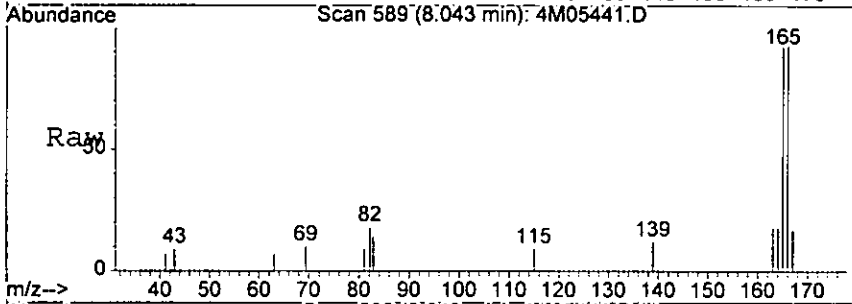
Handwritten signature

0523

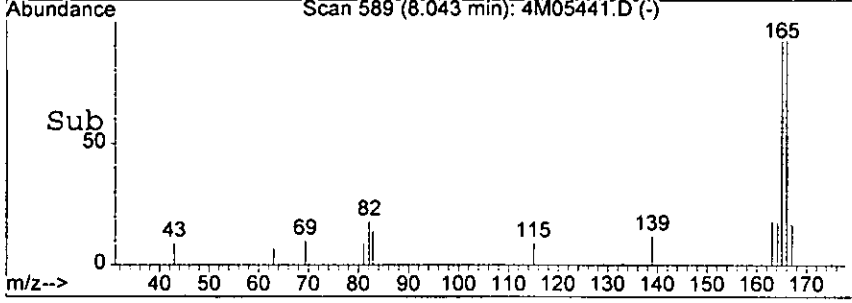
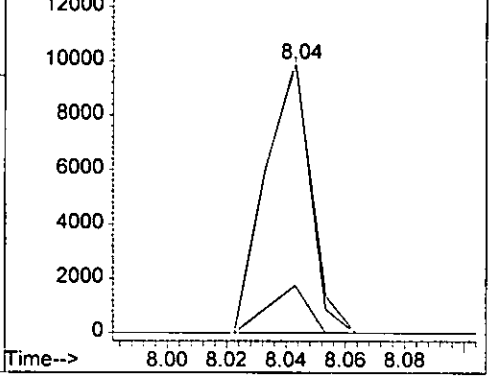


#55
 Fluorene
 Concen: 8.80 ng
 RT: 8.04 min Scan# 589
 Delta R.T. -0.05 min
 Lab File: 4M05441.D
 Acq: 8 Aug 2005 12:59

Tgt Ion	Resp	Lower	Upper
166	10282		
165	102.0	63.3	143.3
167	17.7	0.0	54.6

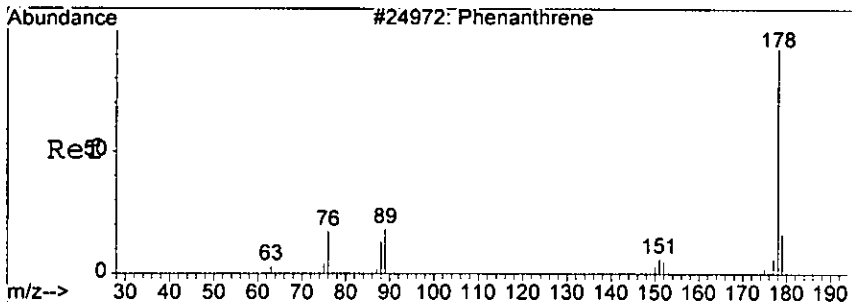


Abundance Ion 166.00 (165.70 to 166.70): 4M0544
 Ion 165.00 (164.70 to 165.70): 4M0544
 Ion 167.00 (166.70 to 167.70): 4M0544



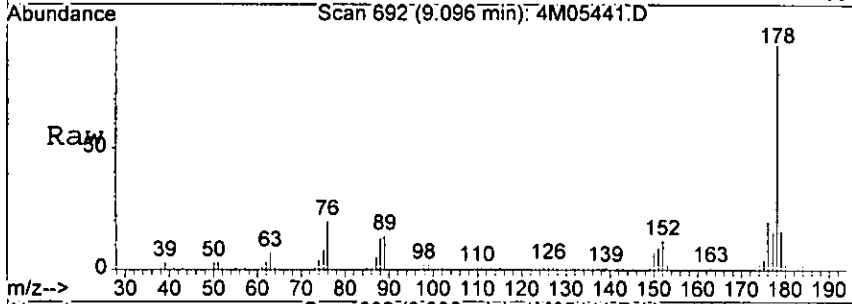
hhr

523

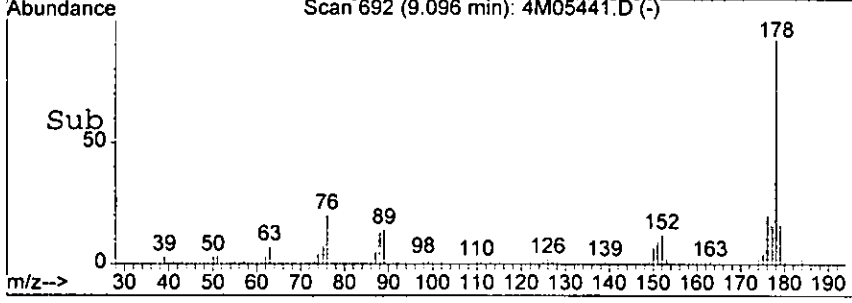
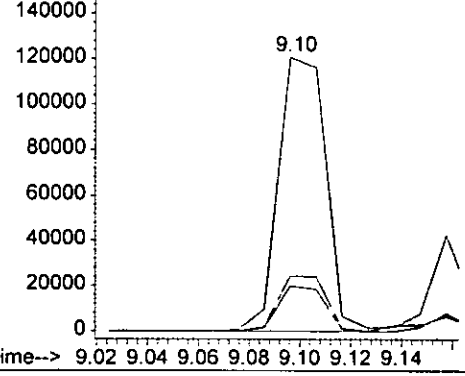


#67
 Phenanthrene
 Concen: 106.22 ng
 RT: 9.10 min Scan# 692
 Delta R.T. -0.06 min
 Lab File: 4M05441.D
 Acq: 8 Aug 2005 12:59

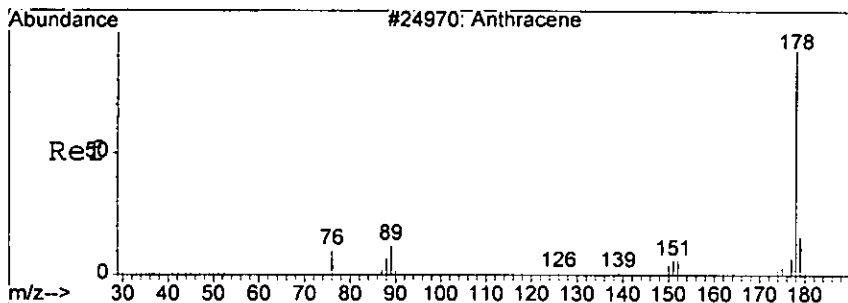
Tgt Ion	Resp	Lower	Upper
178	156678		
179	16.4	0.0	56.6
176	20.0	0.0	60.5



Abundance Ion 178.00 (177.70 to 178.70): 4M0544
 Ion 179.00 (178.70 to 179.70): 4M0544
 Ion 176.00 (175.70 to 176.70): 4M0544

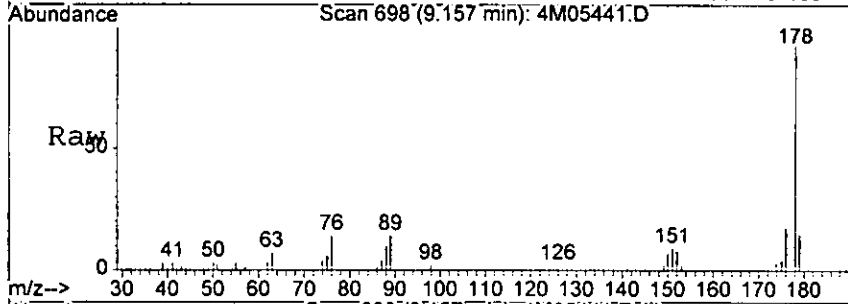


Handwritten signature/initials

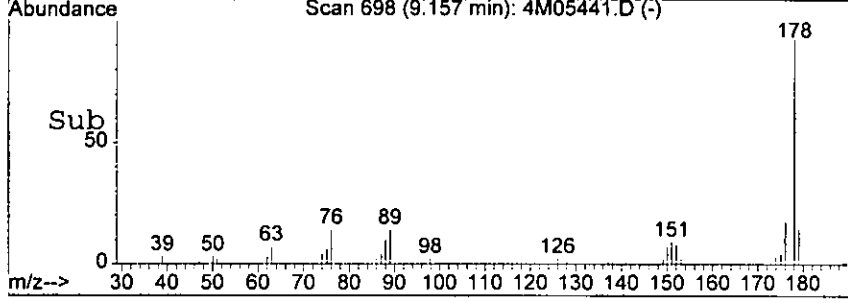
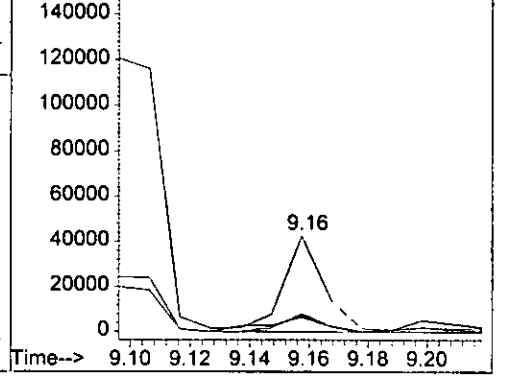


#68
Anthracene
Concen: 27.79 ng
RT: 9.16 min Scan# 698
Delta R.T. -0.06 min
Lab File: 4M05441.D
Acq: 8 Aug 2005 12:59

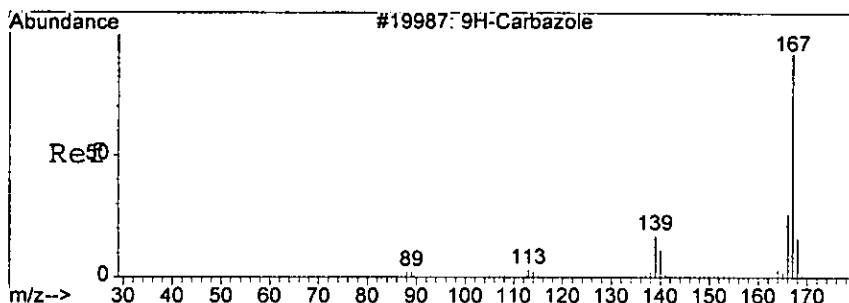
Tgt Ion	Resp	Lower	Upper
178	41619	100	
179	15.8	0.0	56.6
176	18.8	0.0	60.2



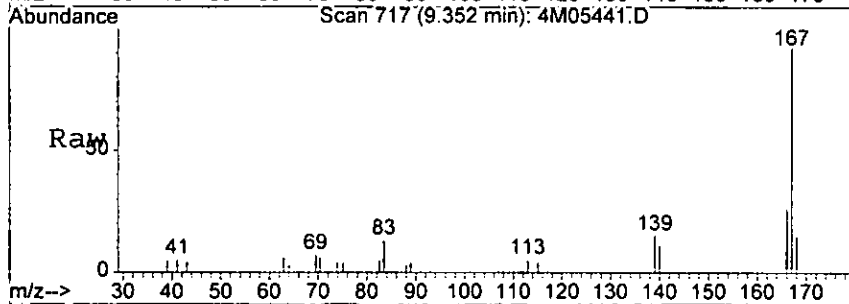
Abundance Ion 178.00 (177.70 to 178.70): 4M0544
Ion 179.00 (178.70 to 179.70): 4M0544
Ion 176.00 (175.70 to 176.70): 4M0544



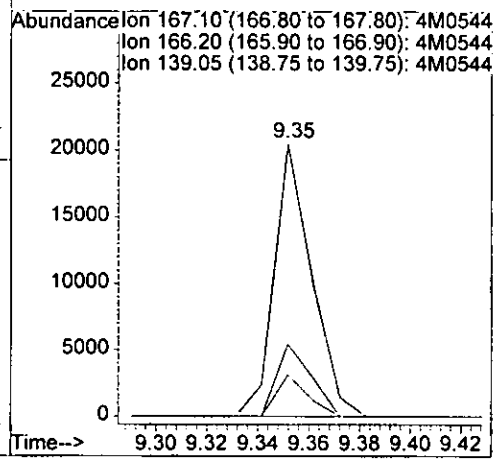
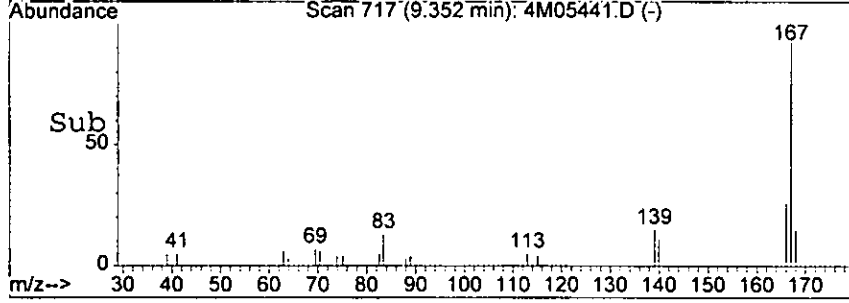
handwritten signature



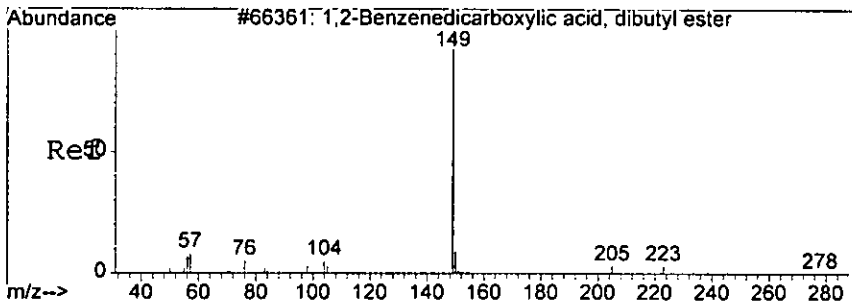
#69
Carbazole
Concen: 15.21 ng
RT: 9.35 min Scan# 717
Delta R.T. -0.06 min
Lab File: 4M05441.D
Acq: 8 Aug 2005 12:59



Tgt Ion	Resp	Lower	Upper
167	20915	100	
166	26.5	4.9	44.9
139	15.2	0.0	33.9

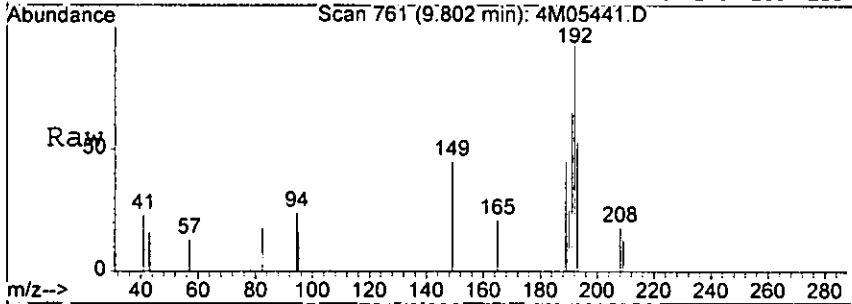


12/21/05

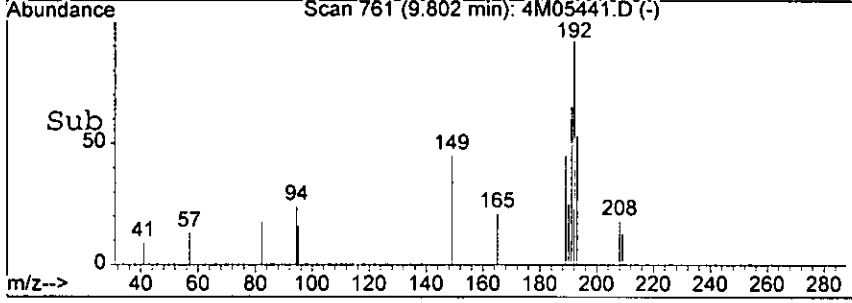
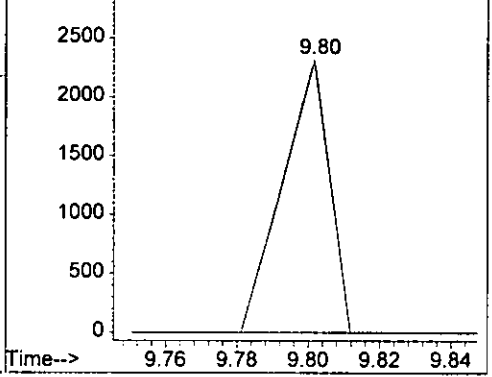


#70
 Di-n-butylphthalate
 Concen: 1.05 ng
 RT: 9.80 min Scan# 761
 Delta R.T. -0.06 min
 Lab File: 4M05441.D
 Acq: 8 Aug 2005 12:59

Tgt Ion	Ratio	Lower	Upper
149	100		
150	0.0	0.0	49.8
104	0.0	0.0	44.6

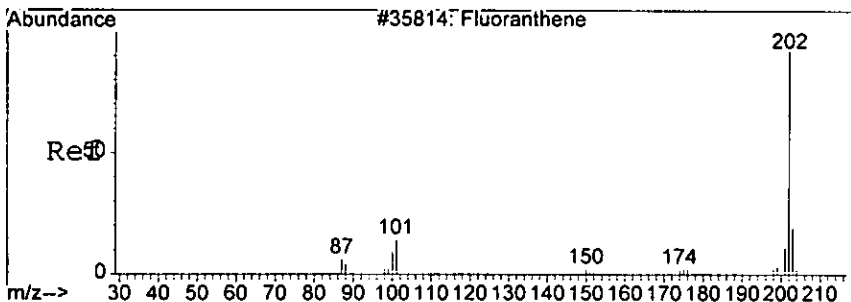


Abundance Ion 149.00 (148.70 to 149.70): 4M0544
 Ion 150.00 (149.70 to 150.70): 4M0544
 Ion 104.00 (103.70 to 104.70): 4M0544



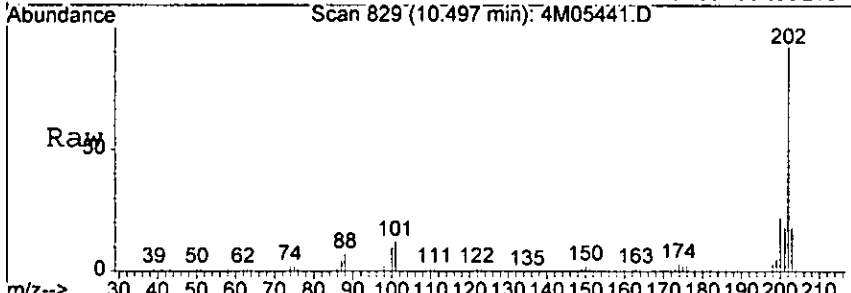
hbw

8718

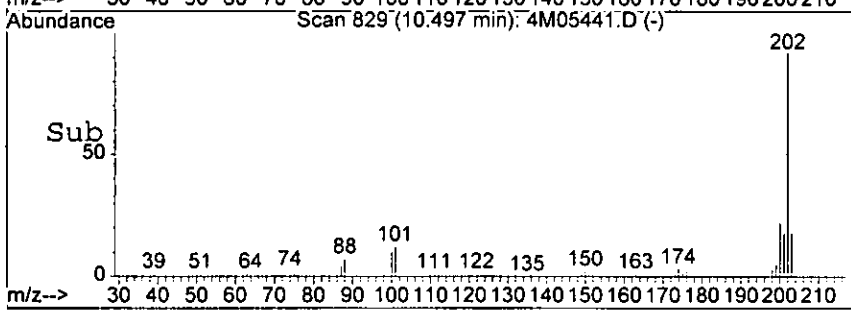
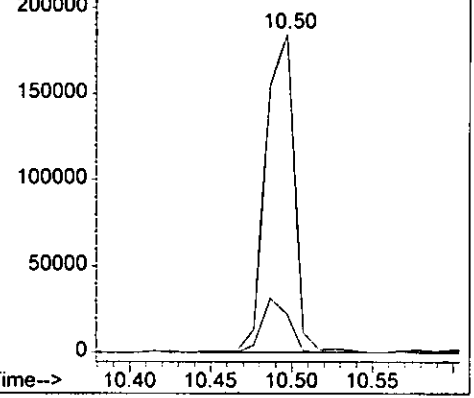


#71
Fluoranthene
Concen: 148.65 ng
RT: 10.50 min Scan# 829
Delta R.T. -0.05 min
Lab File: 4M05441.D
Acq: 8 Aug 2005 12:59

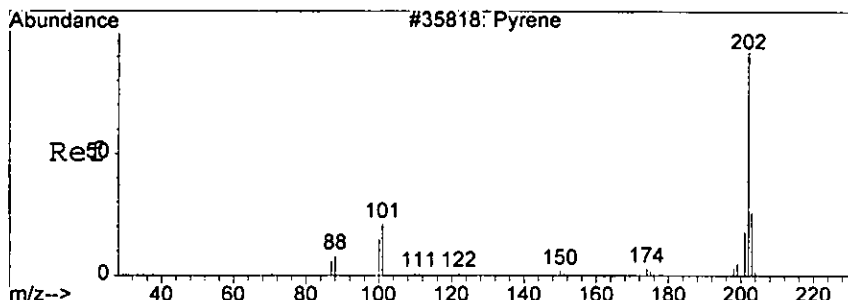
Tgt Ion: 202	Resp: 228071
Ion Ratio Lower	Upper
202 100	
101 12.1	0.0 58.3



Abundance Ion 202:00 (201.70 to 202.70): 4M0544
Ion 101:00 (100.70 to 101.70): 4M0544

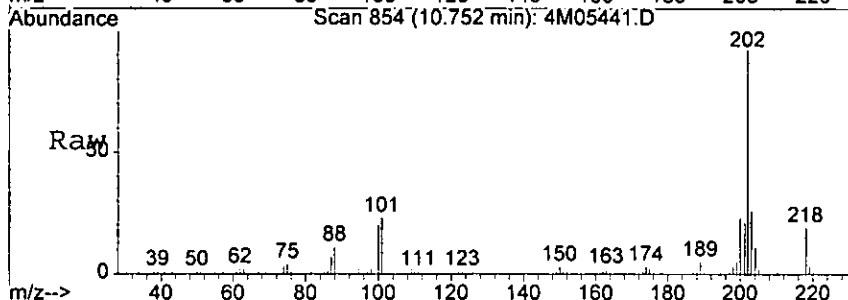


Handwritten signature

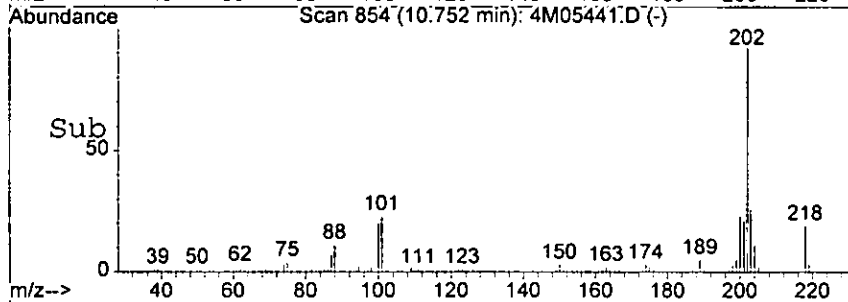
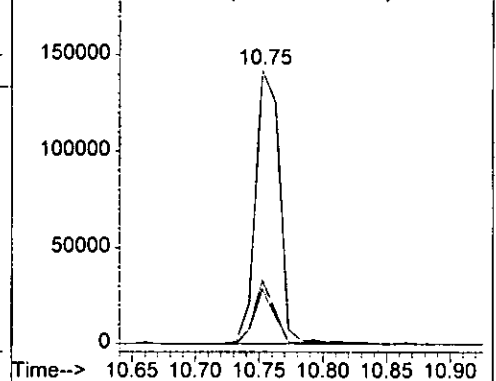


#73
 Pyrene
 Concen: 120.44 ng
 RT: 10.75 min Scan# 854
 Delta R.T. -0.06 min
 Lab File: 4M05441.D
 Acq: 8 Aug 2005 12:59

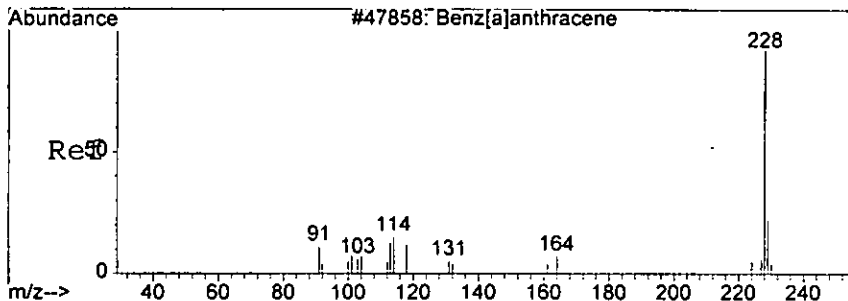
Tgt Ion	Resp	Lower	Upper
202	186959	100	
101	23.3	0.0	62.7
100	20.1	0.0	60.5



Abundance Ion 202.00 (201.70 to 202.70): 4M0544
 Ion 101.00 (100.70 to 101.70): 4M0544
 Ion 100.00 (99.70 to 100.70): 4M05441

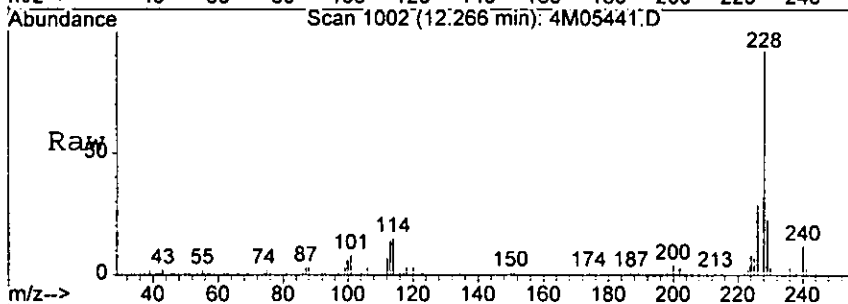


hgw

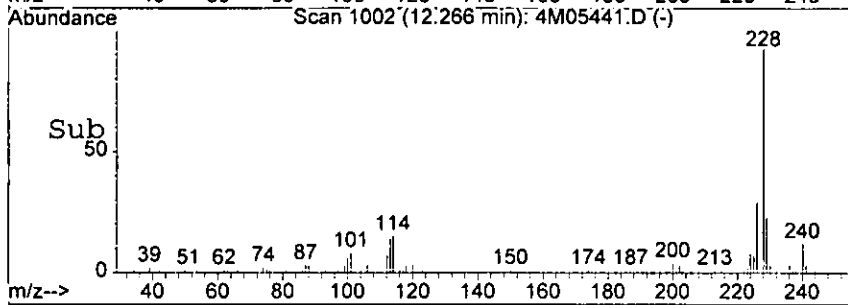
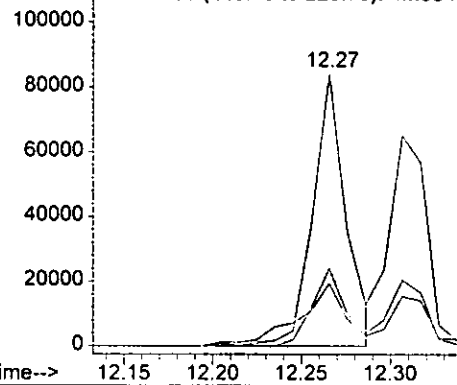


#78
 Benzo[a]anthracene
 Concen: 86.05 ng
 RT: 12.27 min Scan# 1002
 Delta R.T. -0.06 min
 Lab File: 4M05441.D
 Acq: 8 Aug 2005 12:59

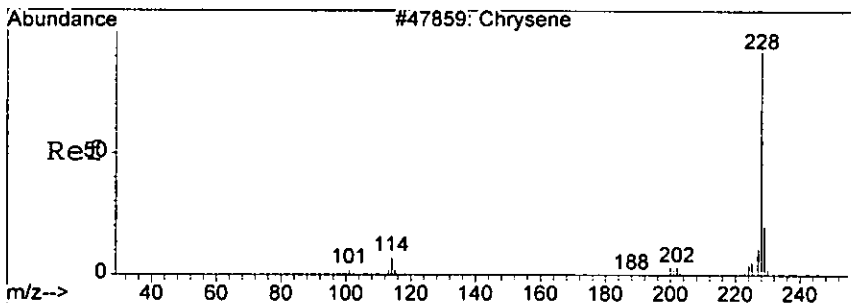
Tgt Ion	Resp	Lower	Upper
228	108996		
229	23.0	0.0	60.5
226	28.5	0.0	69.0



Abundance Ion 228.00 (227.70 to 228.70): 4M0544
 Ion 229.00 (228.70 to 229.70): 4M0544
 Ion 226.00 (225.70 to 226.70): 4M0544

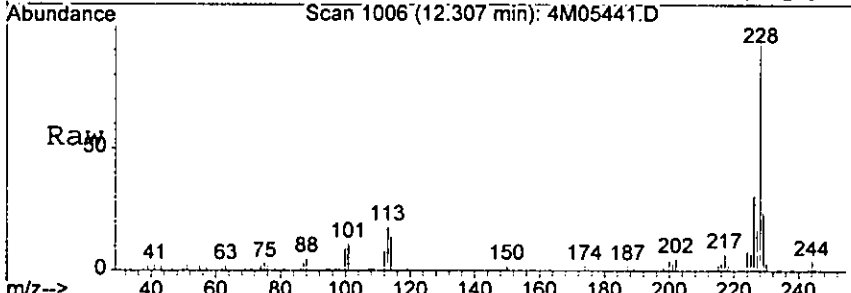


Handwritten signature

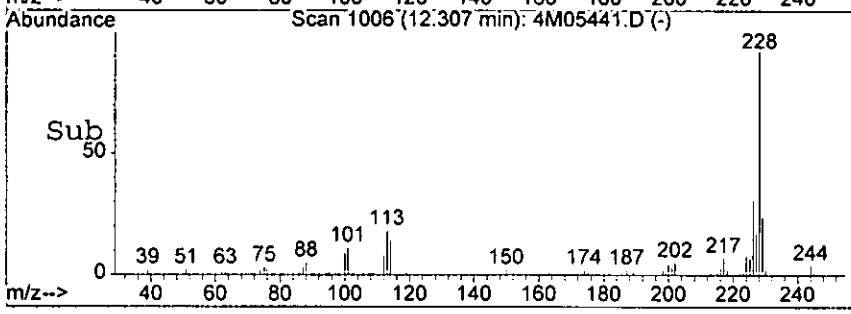
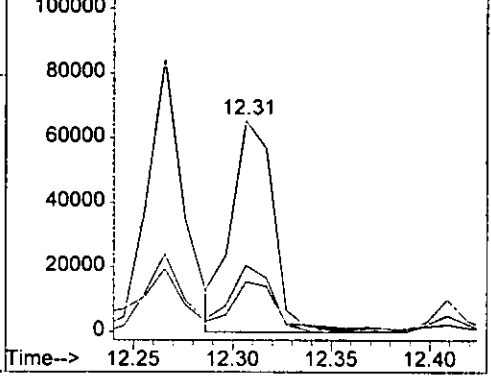


#79
 Chrysene
 Concen: 85.12 ng
 RT: 12.31 min Scan# 1006
 Delta R.T. -0.06 min
 Lab File: 4M05441.D
 Acq: 8 Aug 2005 12:59

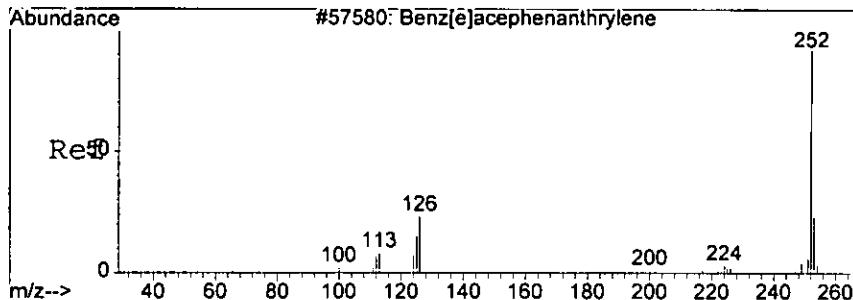
Tgt Ion	228	226	229	Resp	Lower	Upper
228	100			96321		
226		31.4			12.0	52.0
229			22.1		0.0	61.1



Abundance Ion 228.00 (227.70 to 228.70): 4M0544
 Ion 226.00 (225.70 to 226.70): 4M0544
 Ion 229.00 (228.70 to 229.70): 4M0544

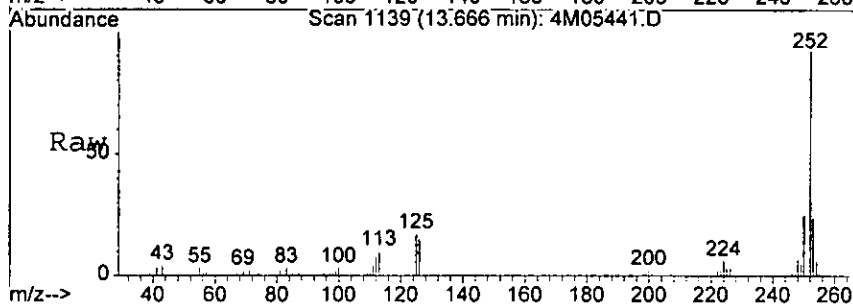


Handwritten signature or initials

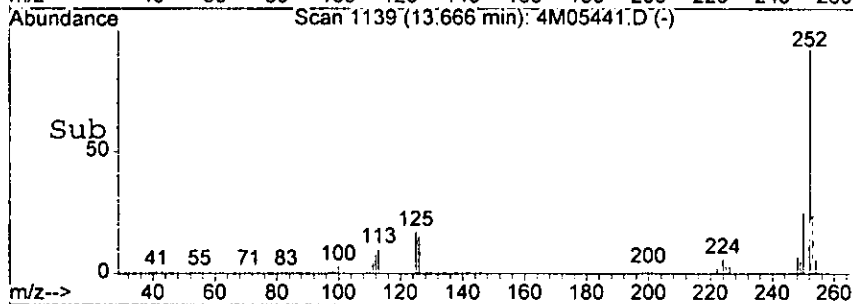
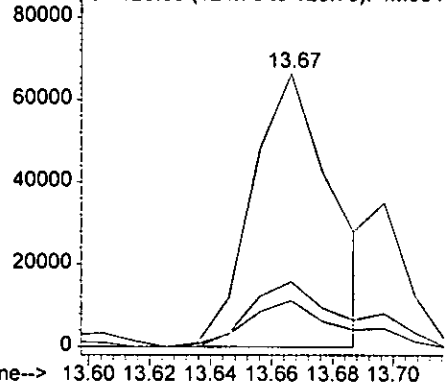


#83
 Benzo [b] fluoranthene
 Concen: 93.49 ng m
 RT: 13.67 min Scan# 1139
 Delta R.T. -0.05 min
 Lab File: 4M05441.D
 Acq: 8 Aug 2005 12:59

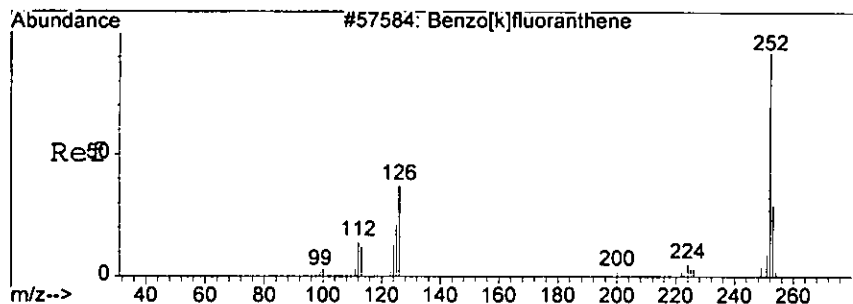
Tgt Ion	Resp	Lower	Upper
252	100		
253	23.7	0.0	63.3
125	16.9	0.0	57.6



Abundance Ion 252.00 (251.70 to 252.70): 4M0544
 Ion 253.00 (252.70 to 253.70): 4M0544
 Ion 125.00 (124.70 to 125.70): 4M0544

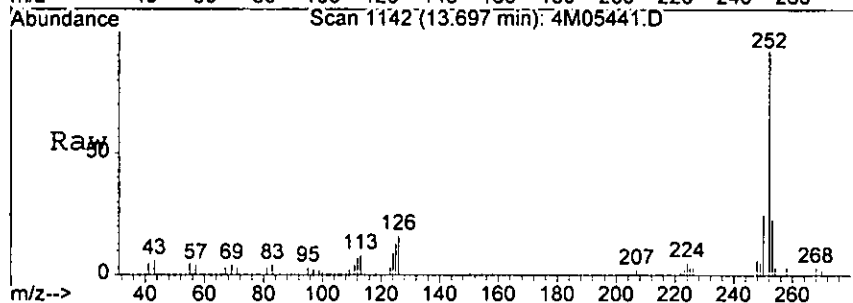


Handwritten signature

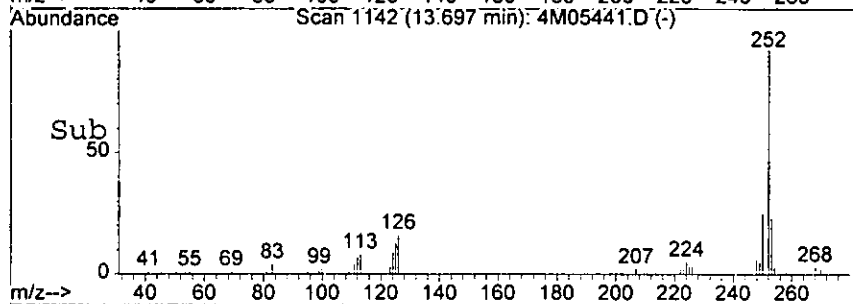
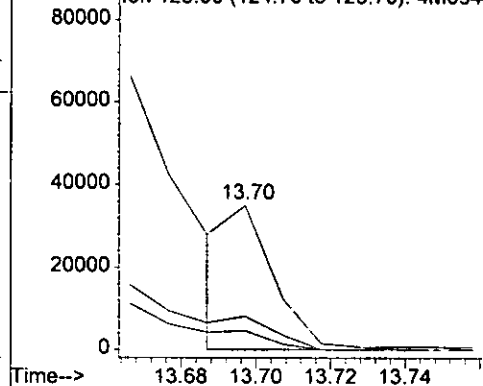


#84
Benzo[k]fluoranthene
Concen: 27.36 ng m
RT: 13.70 min Scan# 1142
Delta R.T. -0.05 min
Lab File: 4M05441.D
Acq: 8 Aug 2005 12:59

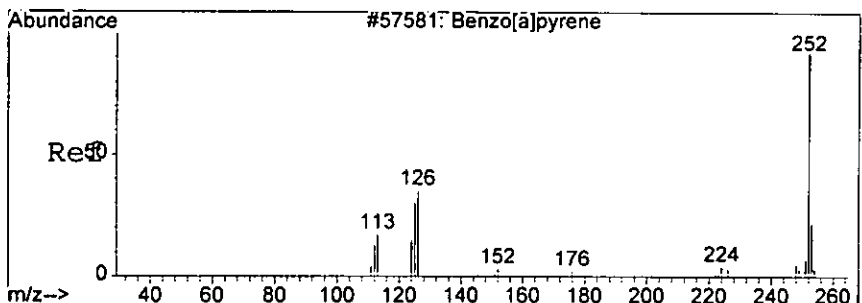
Tgt Ion	Resp	Lower	Upper
252	30769	100	
253	23.2	0.0	63.5
125	13.0	0.0	53.8



Abundance Ion 252.00 (251.70 to 252.70): 4M0544
Ion 253.00 (252.70 to 253.70): 4M0544
Ion 125.00 (124.70 to 125.70): 4M0544

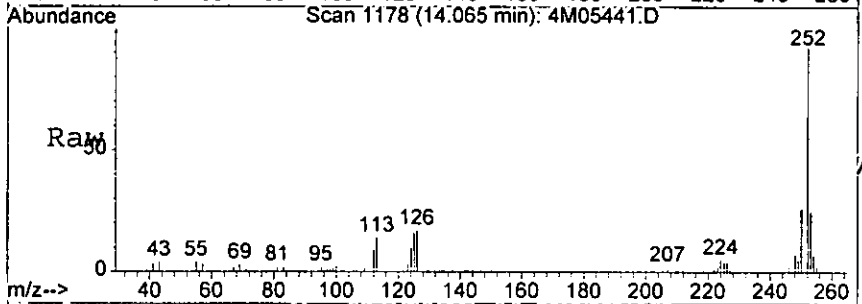


Handwritten signature

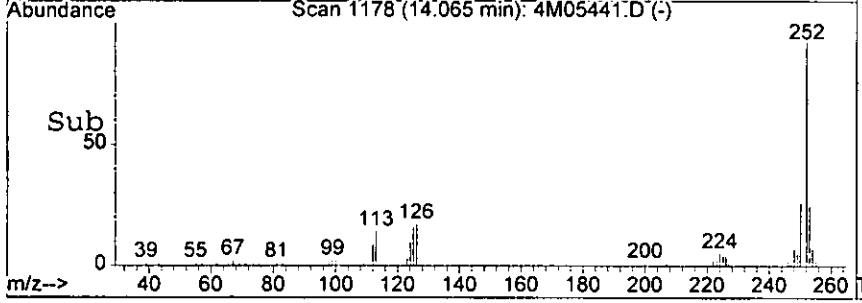
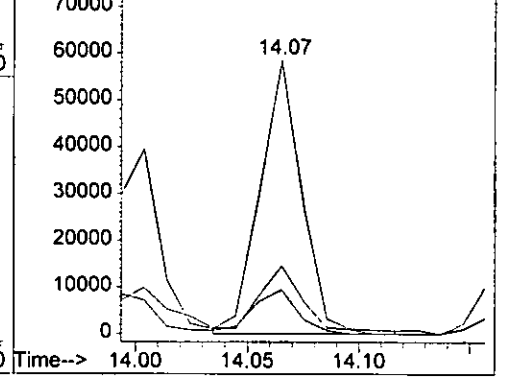


#85
 Benzo[a]pyrene
 Concen: 71.42 ng
 RT: 14.07 min Scan# 1178
 Delta R.T. -0.05 min
 Lab File: 4M05441.D
 Acq: 8 Aug 2005 12:59

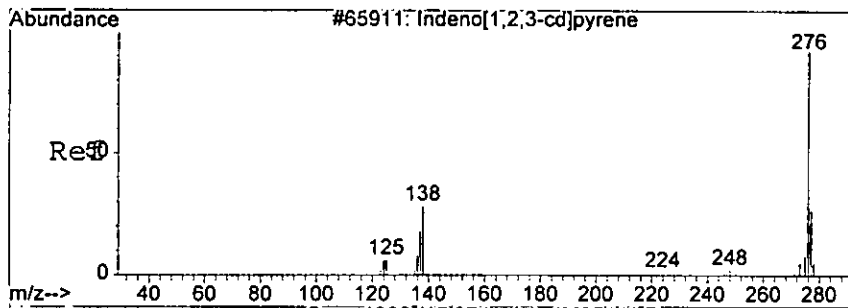
Tgt Ion	Ratio	Lower	Upper
252	100		
253	25.3	0.0	62.9
125	16.2	0.0	57.6



Abundance Ion 252.00 (251.70 to 252.70): 4M0544
 80000 Ion 253.00 (252.70 to 253.70): 4M0544
 Ion 125.00 (124.70 to 125.70): 4M0544

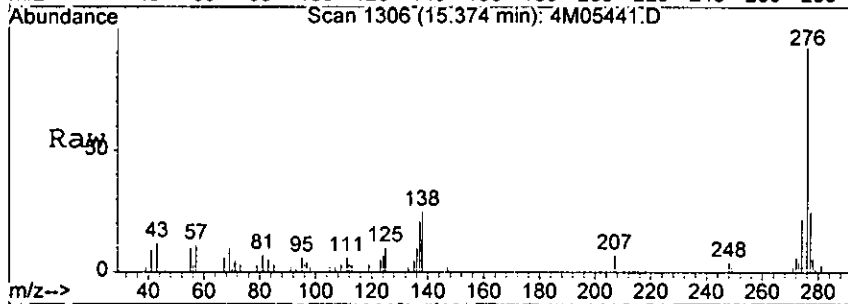


Handwritten signature

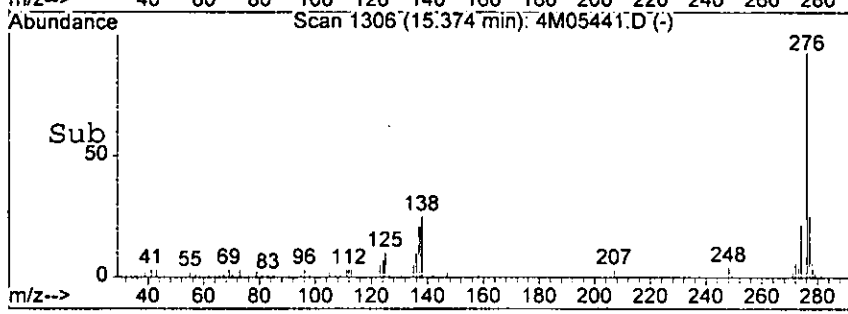
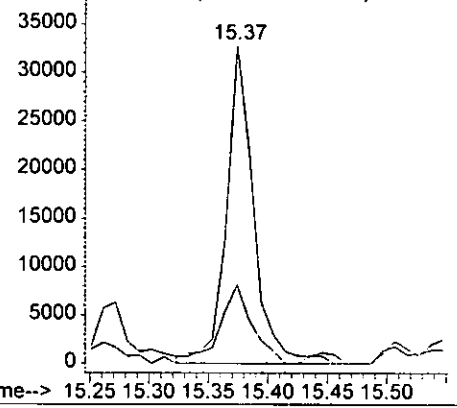


#86
 Indeno [1, 2, 3 -cd] pyrene
 Concen: 54.34 ng
 RT: 15.37 min Scan# 1306
 Delta R.T. -0.05 min
 Lab File: 4M05441.D
 Acq: 8 Aug 2005 12:59

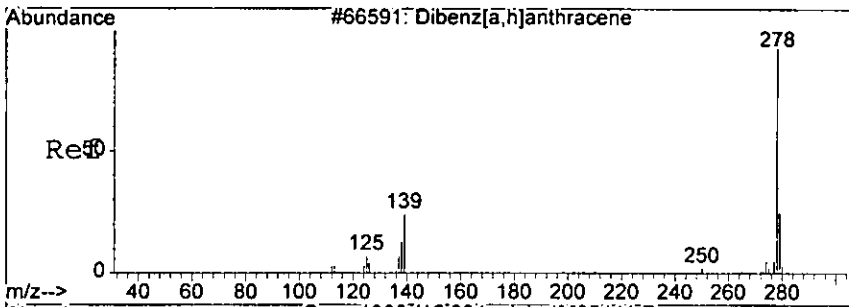
Tgt Ion: 276	Resp: 52619
Ion Ratio Lower Upper	
276 100	
138 24.8	0.0 73.4



Abundance Ion 276.00 (275.70 to 276.70): 4M0544
 Ion 138.00 (137.70 to 138.70): 4M0544

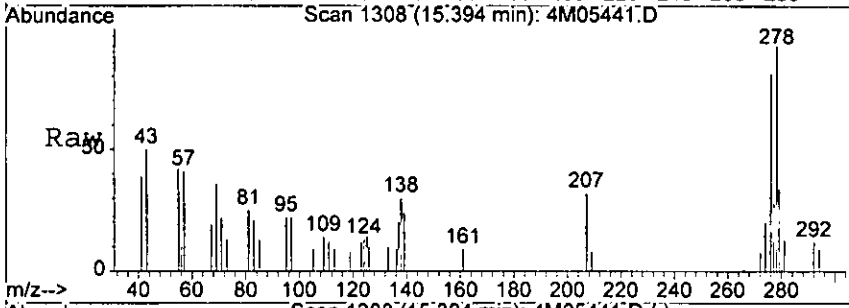


Handwritten signature

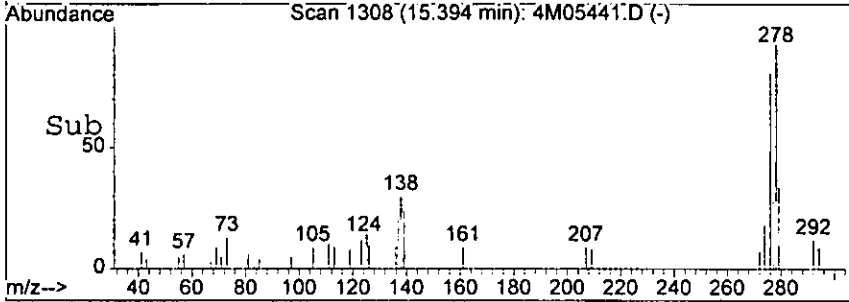
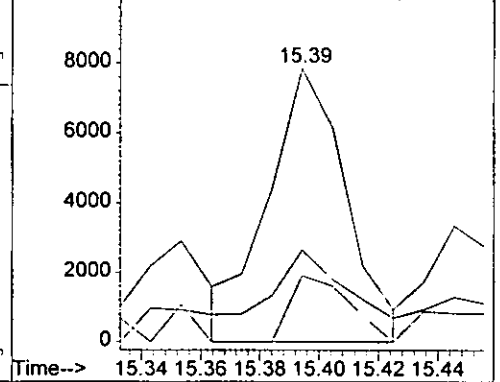


#87
 Dibenzo[a,h]anthracene
 Concen: 18.18 ng
 RT: 15.39 min Scan# 1308
 Delta R.T. -0.06 min
 Lab File: 4M05441.D
 Acq: 8 Aug 2005 12:59

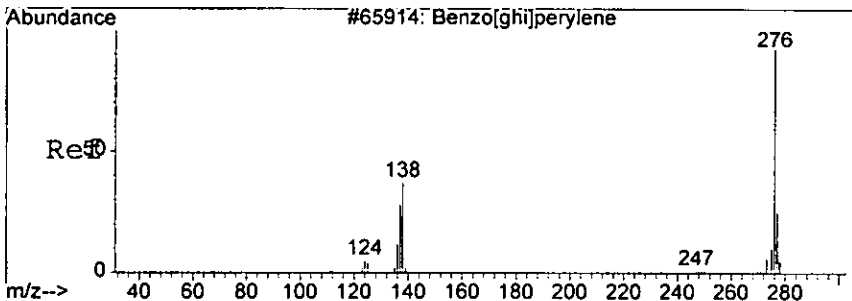
Tgt Ion	Resp	Lower	Upper
278	14416		
278	100		
139	27.7	0.0	63.8
279	28.3	0.0	64.0



Abundance Ion 278.00 (277.70 to 278.70): 4M0544
 Ion 139.00 (138.70 to 139.70): 4M0544
 Ion 279.00 (278.70 to 279.70): 4M0544

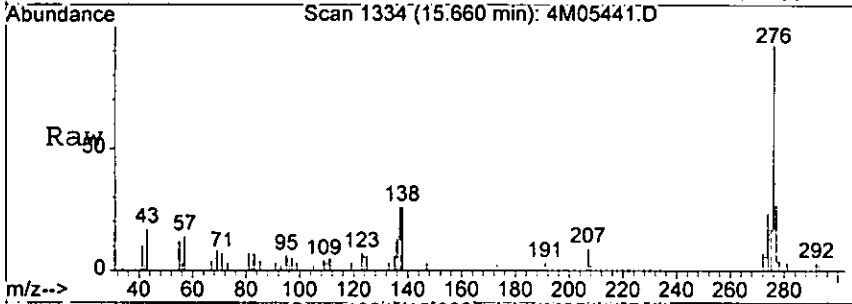


LMY

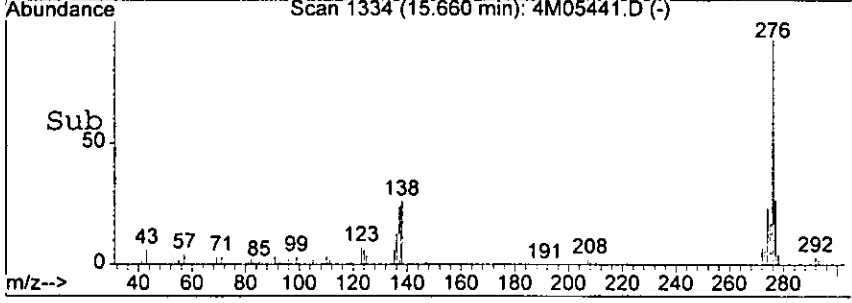
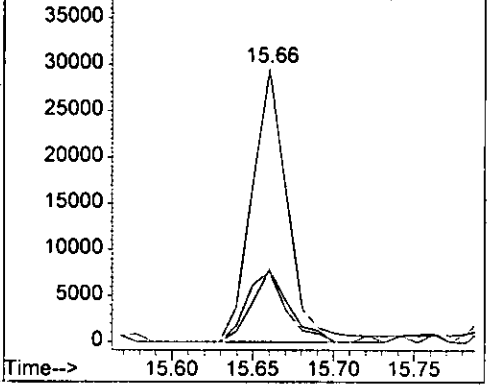


#88
 Benzo[g,h,i]perylene
 Concen: 58.98 ng
 RT: 15.66 min Scan# 1334
 Delta R.T. -0.05 min
 Lab File: 4M05441.D
 Acq: 8 Aug 2005 12:59

Tgt Ion	Resp	Lower	Upper
276	100		
138	26.0	0.0	74.1
277	26.9	0.0	65.0



Abundance Ion 276.00 (275.70 to 276.70): 4M0544
 40000 Ion 138.00 (137.70 to 138.70): 4M0544
 Ion 277.00 (276.70 to 277.70): 4M0544



NW

Form1

ORGANICS SEMIVOLATILE REPORT

Sample Number: AC18807-016
 Client Id: PCSB-31(10.5)
 Data File: 4M05442.D
 Analysis Date: 08/08/05 13:23
 Date Rec/Extracted: 07/28/05-08/07/05

Matrix: Soil
 Initial Vol: 30g
 Final Vol: 1ml
 Dilution: 1
 Solids: 65

Units: mg/Kg

Cas #	Compound	RL	Conc	Cas #	Compound	RL	Conc
120-82-1	1,2,4-Trichlorobenzene	0.014	U	205-99-2	Benzo[b]fluoranthene	0.015	U
95-50-1	1,2-Dichlorobenzene	0.023	U	191-24-2	Benzo[g,h,i]perylene	0.0098	0.073
122-66-7	1,2-Diphenylhydrazine	0.015	U	207-08-9	Benzo[k]fluoranthene	0.017	U
541-73-1	1,3-Dichlorobenzene	0.022	U	111-91-1	bis(2-Chloroethoxy)methan	0.012	U
106-46-7	1,4-Dichlorobenzene	0.026	U	111-44-4	bis(2-Chloroethyl)ether	0.027	U
95-95-4	2,4,5-Trichlorophenol	0.69	U	108-60-1	bis(2-chloroisopropyl)ether	0.017	U
88-06-2	2,4,6-Trichlorophenol	1.2	U	117-81-7	bis(2-Ethylhexyl)phthalat	0.046	1.3
120-83-2	2,4-Dichlorophenol	0.083	U	85-68-7	Butylbenzylphthalate	0.021	U
105-67-9	2,4-Dimethylphenol	0.071	U	86-74-8	Carbazole	0.015	U
51-28-5	2,4-Dinitrophenol	0.35	U	218-01-9	Chrysene	0.011	0.11
121-14-2	2,4-Dinitrotoluene	0.019	U	84-74-2	Di-n-butylphthalate	0.011	0.069
606-20-2	2,6-Dinitrotoluene	0.021	U	117-84-0	Di-n-octylphthalate	0.012	U
91-58-7	2-Chloronaphthalene	0.014	U	53-70-3	Dibenzo[a,h]anthracene	0.018	U
95-57-8	2-Chlorophenol	0.10	U	132-64-9	Dibenzofuran	0.065	U
91-57-6	2-Methylnaphthalene	0.066	U	84-66-2	Diethylphthalate	0.014	U
95-48-7	2-Methylphenol	0.24	U	131-11-3	Dimethylphthalate	0.012	U
88-74-4	2-Nitroaniline	0.036	U	206-44-0	Fluoranthene	0.015	0.12
88-75-5	2-Nitrophenol	0.060	U	86-73-7	Fluorene	0.013	U
106-44-5	3&4-Methylphenol	0.27	U	118-74-1	Hexachlorobenzene	0.024	U
91-94-1	3,3'-Dichlorobenzidine	0.11	U	87-68-3	Hexachlorobutadiene	0.022	U
99-09-2	3-Nitroaniline	0.21	U	77-47-4	Hexachlorocyclopentadiene	0.14	U
534-52-1	4,6-Dinitro-2-methylphenol	0.097	U	67-72-1	Hexachloroethane	0.038	U
101-55-3	4-Bromophenyl-phenylether	0.020	U	193-39-5	Indeno[1,2,3-cd]pyrene	0.0071	0.055
59-50-7	4-Chloro-3-methylphenol	0.13	U	78-59-1	Isophorone	0.016	U
106-47-8	4-Chloroaniline	0.40	U	621-64-7	N-Nitroso-di-n-propylamine	0.025	U
7005-72-3	4-Chlorophenyl-phenylether	0.024	U	62-75-9	N-Nitrosodimethylamine	0.61	U
100-01-6	4-Nitroaniline	0.13	U	86-30-6	n-Nitrosodiphenylamine	0.024	U
100-02-7	4-Nitrophenol	0.091	U	91-20-3	Naphthalene	0.012	0.089
83-32-9	Acenaphthene	0.021	U	98-95-3	Nitrobenzene	0.020	U
208-96-8	Acenaphthylene	0.012	U	87-86-5	Pentachlorophenol	0.063	U
120-12-7	Anthracene	0.013	U	85-01-8	Phenanthrene	0.012	0.061
92-87-5	Benzidine	0.12	U	108-95-2	Phenol	0.078	U
56-55-3	Benzo[a]anthracene	0.0090	0.079	129-00-0	Pyrene	0.012	0.12
50-32-8	Benzo[a]pyrene	0.012	0.065				

Worksheet #: 18122

Total Target Concentration 2.141

U - Indicates the compound was analyzed but not detected.
 B - Indicates the analyte was found in the blank as well as in the sample.
 E - Indicates the analyte concentration exceeds the calibration range of the instrument.

R - Retention Time Out
 J - Indicates an estimated value when a compound is detected at less than the specified detection limit.

Data File : G:\GcMsData\2005\Gcms_4\Data\08-08-05\4M05442.D Vial: 18
 Acq On : 8 Aug 2005 13:23 Operator: AHD
 Sample : AC18807-016 Inst : GCMS_4
 Misc : S,BNA Multiplr: 1.00
 MS Integration Params: RTEINT.P
 Quant Time: Aug 11 12:15 2005 Quant Results File: 4M_0803.RES

Quant Method : G:\GCMSDATA\2005\GCMS_4\METHODS\4M_0803.M (RTE Integrator)
 Title : @GCMS_4,mg,625,8270
 Last Update : Wed Aug 03 12:10:40 2005
 Response via : Initial Calibration
 DataAcq Meth : 4M_0803

Internal Standards	R.T.	QIon	Response	Conc	Units	Dev(Min)
1) 1,4-Dichlorobenzene-d4	4.89	152	32038	40.00	ng	-0.05
19) Naphthalene-d8	5.90	136	100208	40.00	ng	-0.05
35) Acenaphthene-d10	7.47	164	45611	40.00	ng	-0.06
59) Phenanthrene-d10	9.08	188	63255	40.00	ng	-0.06
72) Chrysene-d12	12.28	240	41030	40.00	ng	-0.06
81) Perylene-d12	14.13	264	33902	40.00	ng	-0.06

System Monitoring Compounds

4) 2-Fluorophenol	3.75	112	128200	141.86	ng	-0.05	
Spiked Amount				200.000			
				Recovery	=		70.93%
7) Phenol-d5	4.62	99	164763	136.96	ng	-0.04	
Spiked Amount				200.000			
				Recovery	=		68.48%
20) Nitrobenzene-d5	5.33	128	33108	66.00	ng	-0.05	
Spiked Amount				100.000			
				Recovery	=		66.00%
40) 2-Fluorobiphenyl	6.83	172	120803	82.65	ng	-0.05	
Spiked Amount				100.000			
				Recovery	=		82.65%
62) 2,4,6-Tribromophenol	8.30	332	51290	181.16	ng	-0.06	
Spiked Amount				200.000			
				Recovery	=		90.58%
75) Terphenyl-d14	10.98	244	84663	73.24	ng	-0.05	
Spiked Amount				100.000			
				Recovery	=		73.24%

Target Compounds

Target Compounds	R.T.	QIon	Response	Conc	Units	Qvalue
29) Naphthalene	5.92	128	3812	1.73	ng	94
67) Phenanthrene	9.10	178	1857	1.18	ng	58
70) Di-n-butylphthalate	9.80	149	2887	1.34	ng	77
71) Fluoranthene	10.49	202	3925	2.39	ng	99
73) Pyrene	10.75	202	3601	2.28	ng	97
78) Benzo[a]anthracene	12.27	228	1979	1.54	ng	50
79) Chrysene	12.31	228	2365m	2.06	ng	
80) bis(2-Ethylhexyl)phthalate	12.39	149	24887	24.87	ng	93
85) Benzo[a]pyrene	14.06	252	1465	1.26	ng	56
86) Indeno[1,2,3-cd]pyrene	15.37	276	1130	1.07	ng	41
88) Benzo[g,h,i]perylene	15.65	276	1197	1.43	ng	45

Handwritten signature

(#) = qualifier out of range (m) = manual integration

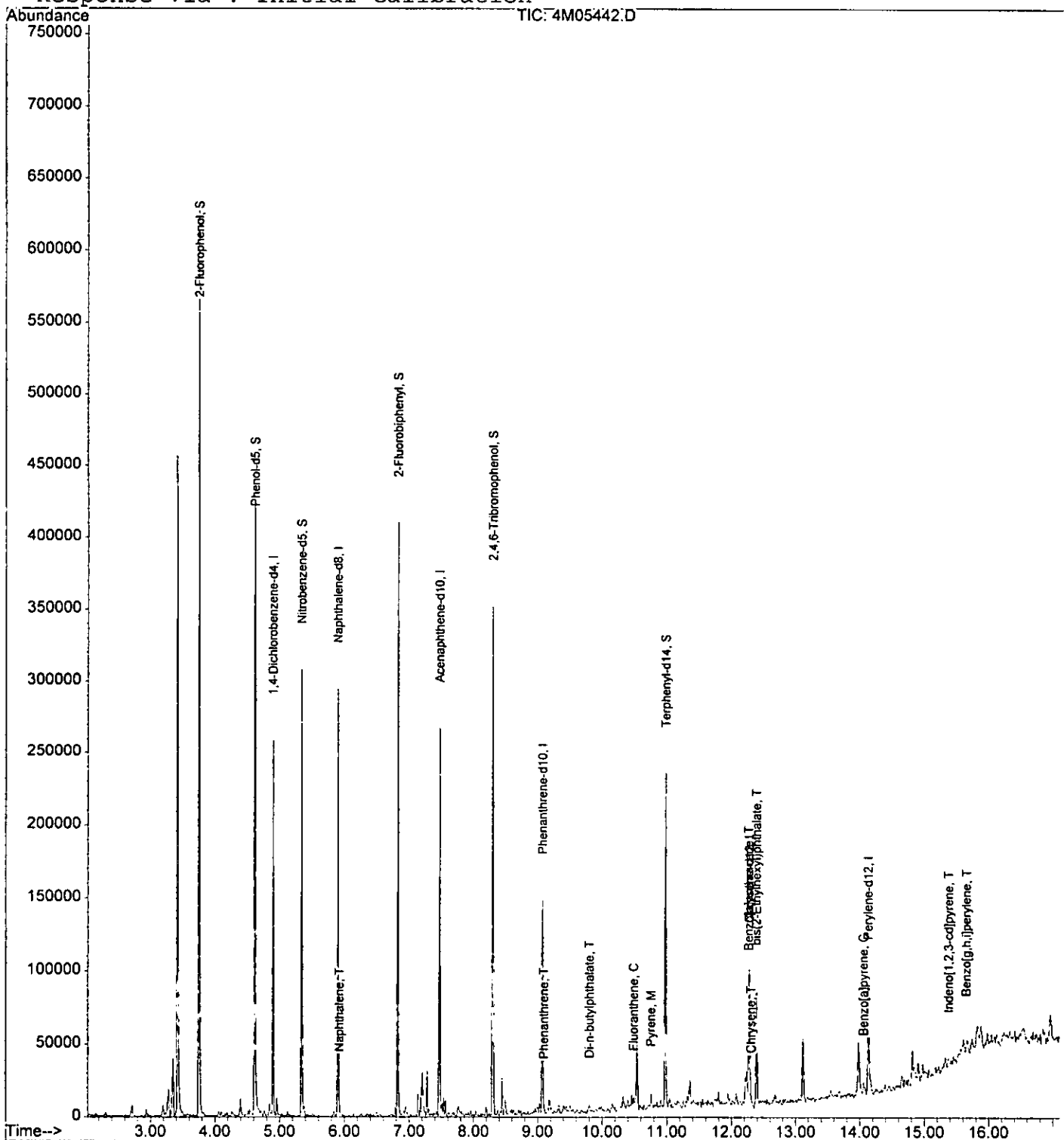
Quantitation Report

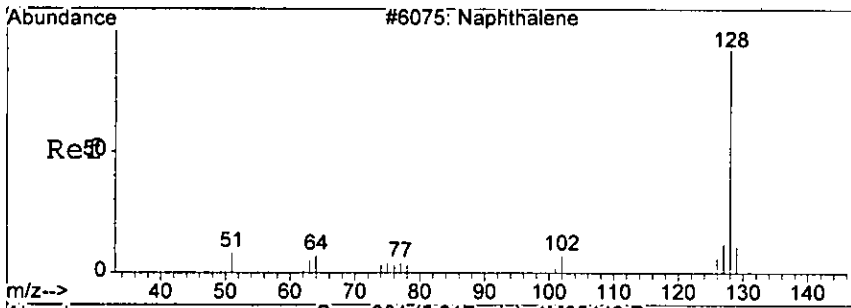
Data File : G:\GcMsData\2005\Gcms_4\Data\08-08-05\4M05442.D Vial: 18
Acq On : 8 Aug 2005 13:23 Operator: AHD
Sample : AC18807-016 Inst : GCMS_4
Misc : S,BNA Multiplr: 1.00
MS Integration Params: RTEINT.P
Quant Time: Aug 11 12:15 2005

7503

Quant Results File: 4M_0803.RES

Method : G:\GCMSDATA\2005\GCMS_4\METHODS\4M_0803.M (RTE Integrator)
Title : @GCMS_4,mg,625,8270
Last Update : Wed Aug 03 12:10:40 2005
Response via : Initial Calibration

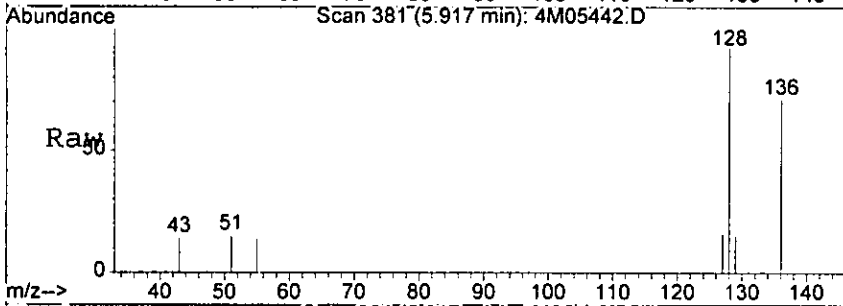




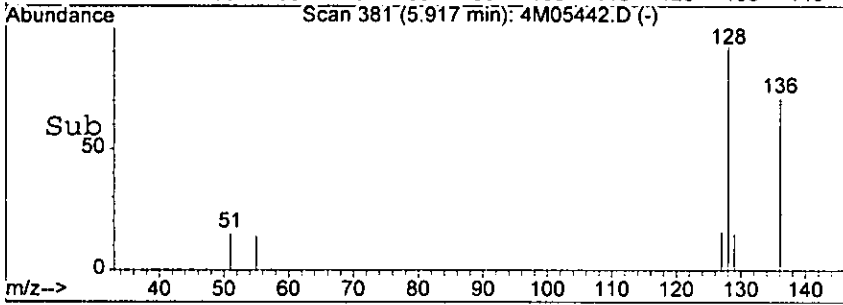
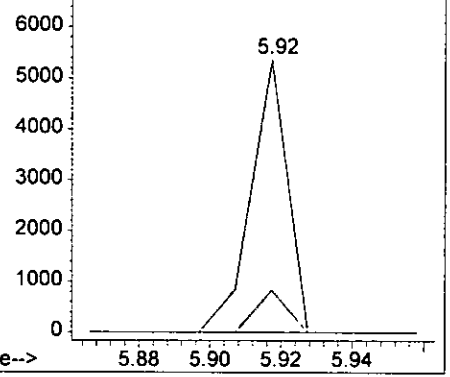
#29
 Naphthalene
 Concen: 1.73 ng
 RT: 5.92 min Scan# 381
 Delta R.T. -0.05 min
 Lab File: 4M05442.D
 Acq: 8 Aug 2005 13:23

100

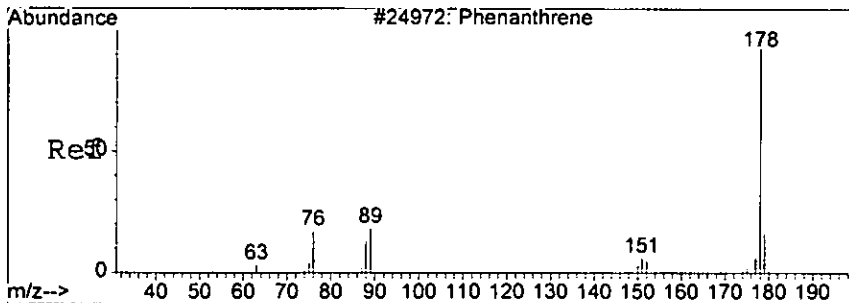
Tgt Ion	128	129	127	Resp	3812	Lower	Upper
Ion Ratio	100	15.4	15.5			0.0	51.8
						0.0	57.0



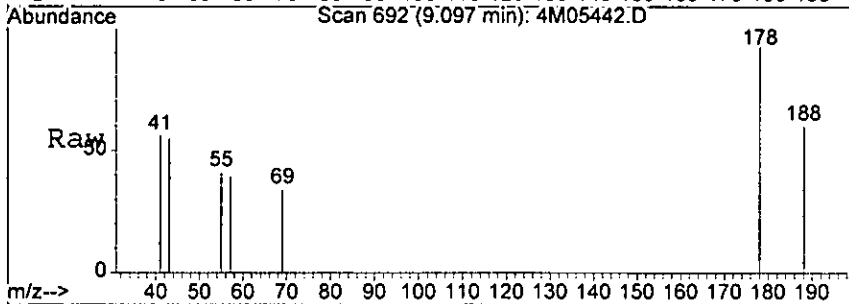
Abundance Ion 128.00 (127.70 to 128.70): 4M0544
 Ion 129.00 (128.70 to 129.70): 4M0544
 Ion 127.00 (126.70 to 127.70): 4M0544



Handwritten signature

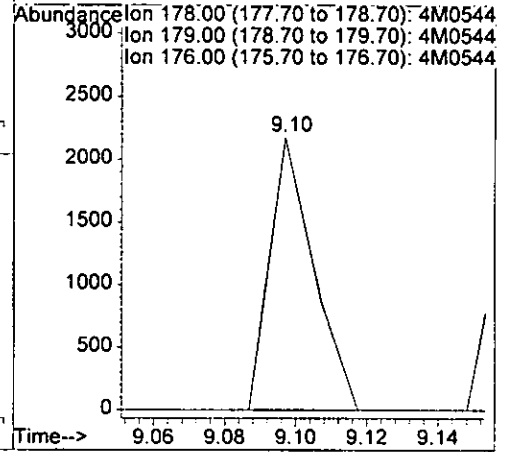
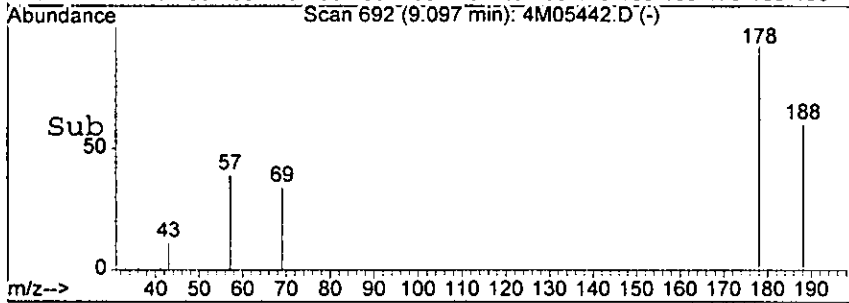


#67
 Phenanthrene
 Concen: 1.18 ng
 RT: 9.10 min Scan# 692
 Delta R.T. -0.06 min
 Lab File: 4M05442.D
 Acq: 8 Aug 2005 13:23

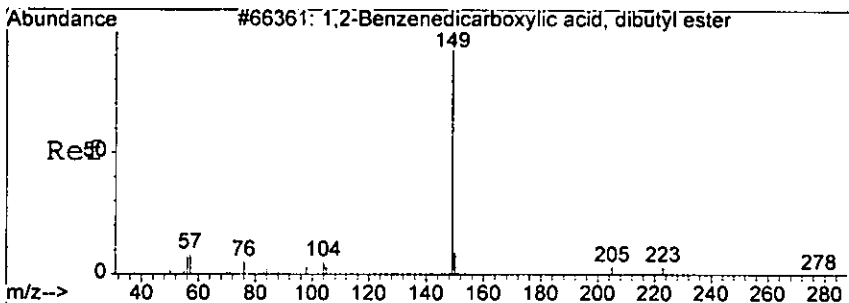


Tgt Ion: 178 Resp: 1857

Ion	Ratio	Lower	Upper
178	100		
179	0.0	0.0	56.6
176	0.0	0.0	60.5

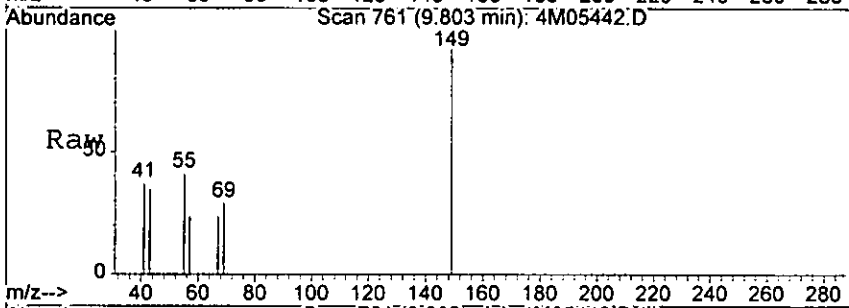


Handwritten signature

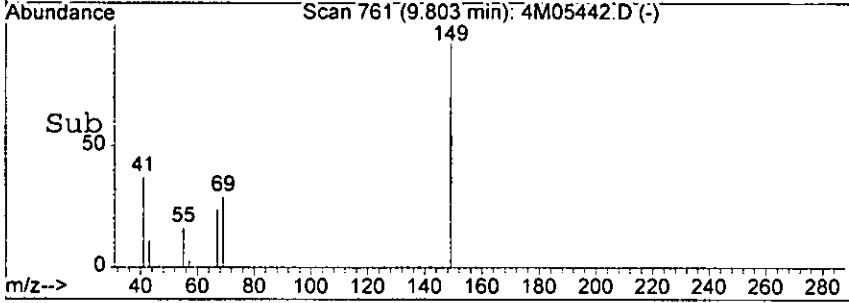
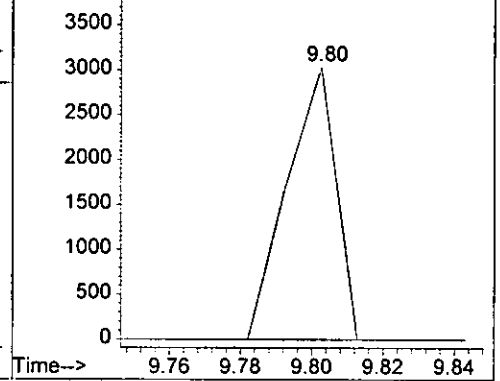


#70
 Di-n-butylphthalate
 Concen: 1.34 ng
 RT: 9.80 min Scan# 761
 Delta R.T. -0.06 min
 Lab File: 4M05442.D
 Acq: 8 Aug 2005 13:23

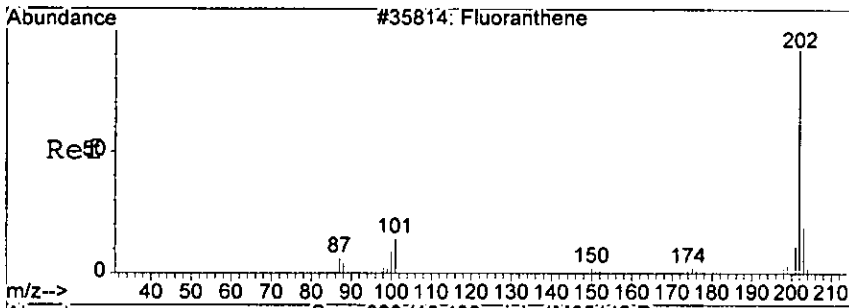
Tgt Ion	Ratio	Lower	Upper
149	100		
150	0.0	0.0	49.8
104	0.0	0.0	44.6



Abundance Ion 149.00 (148.70 to 149.70): 4M0544
 Ion 150.00 (149.70 to 150.70): 4M0544
 Ion 104.00 (103.70 to 104.70): 4M0544

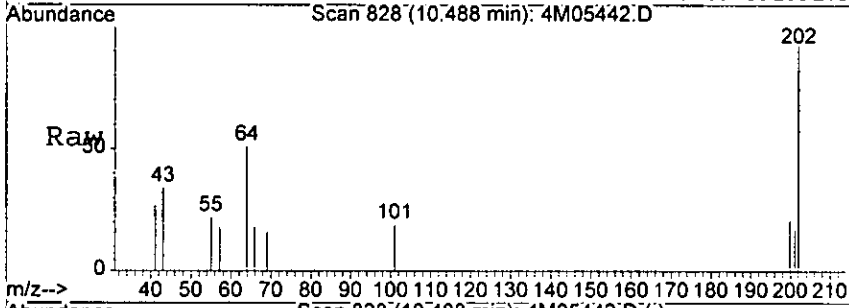


Handwritten signature

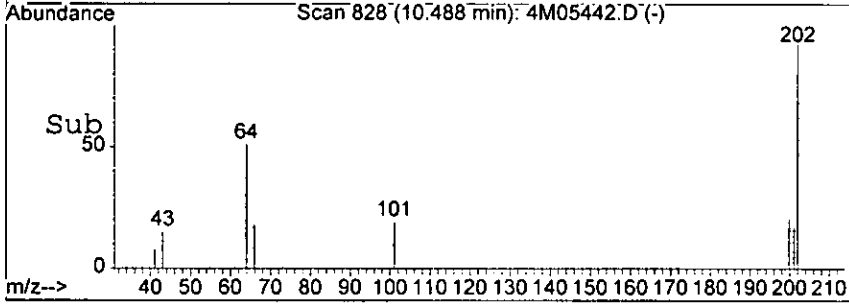
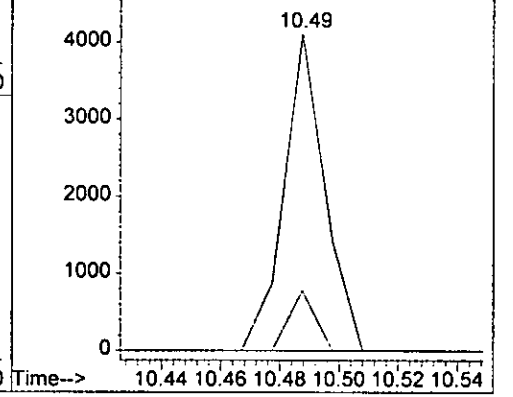


#71
 Fluoranthene
 Concen: 2.39 ng
 RT: 10.49 min Scan# 828
 Delta R.T. -0.06 min
 Lab File: 4M05442.D
 Acq: 8 Aug 2005 13:23

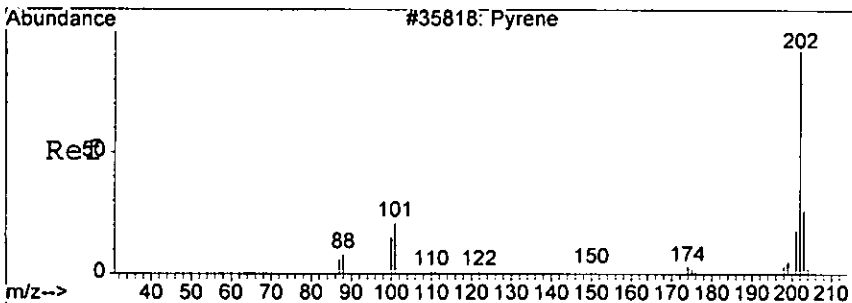
Tgt Ion	202	Resp:	3925
Ion Ratio	Lower	Upper	
202	100		
101	18.9	0.0	58.3



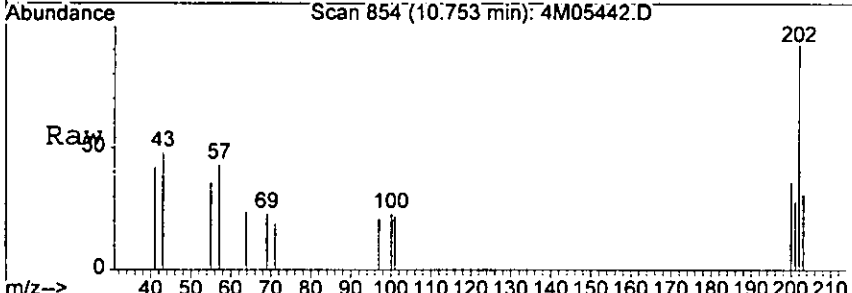
Abundance Ion 202.00 (201.70 to 202.70): 4M0544
 Ion 101.00 (100.70 to 101.70): 4M0544



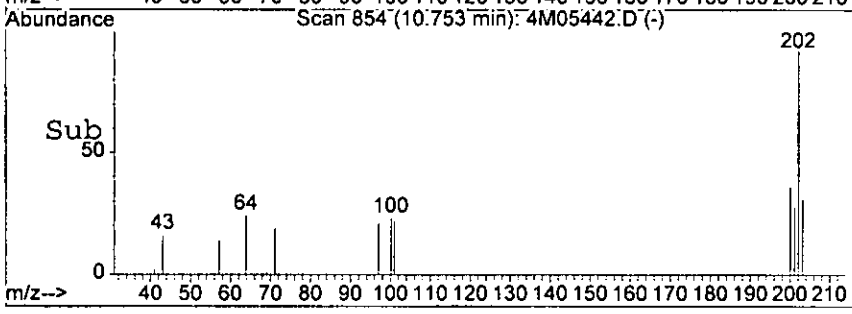
Handwritten signature



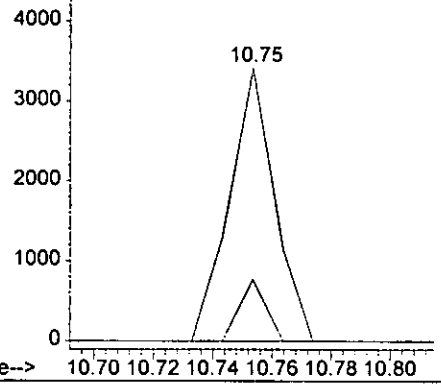
#73
 Pyrene
 Concen: 2.28 ng
 RT: 10.75 min Scan# 854
 Delta R.T. -0.06 min
 Lab File: 4M05442.D
 Acq: 8 Aug 2005 13:23



Tgt Ion	Ratio	Resp	Lower	Upper
202	100	3601		
101	22.2		0.0	62.7
100	22.7		0.0	60.5

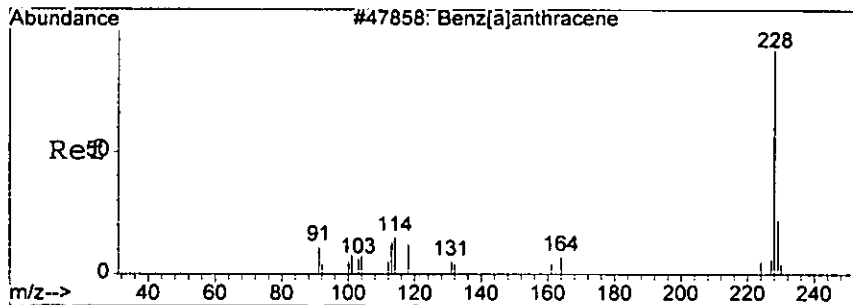


Abundance Ion 202.00 (201.70 to 202.70): 4M0544
 Ion 101.00 (100.70 to 101.70): 4M0544
 Ion 100.00 (99.70 to 100.70): 4M05442



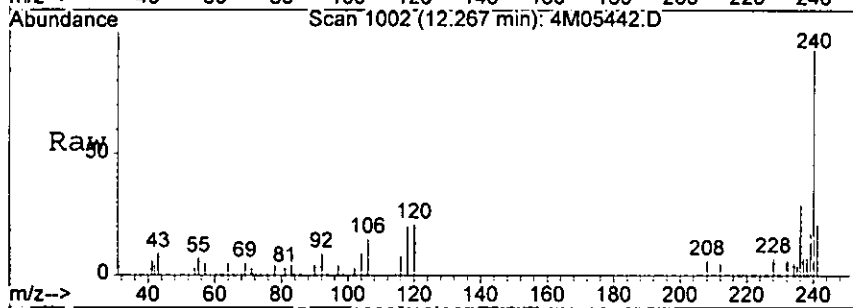
Handwritten signature

1503

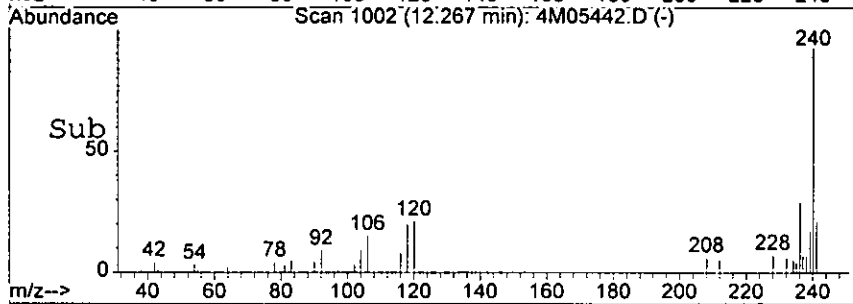
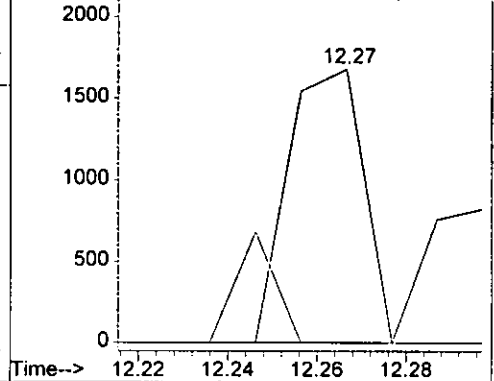


#78
 Benzo[a]anthracene
 Concen: 1.54 ng
 RT: 12.27 min Scan# 1002
 Delta R.T. -0.06 min
 Lab File: 4M05442.D
 Acq: 8 Aug 2005 13:23

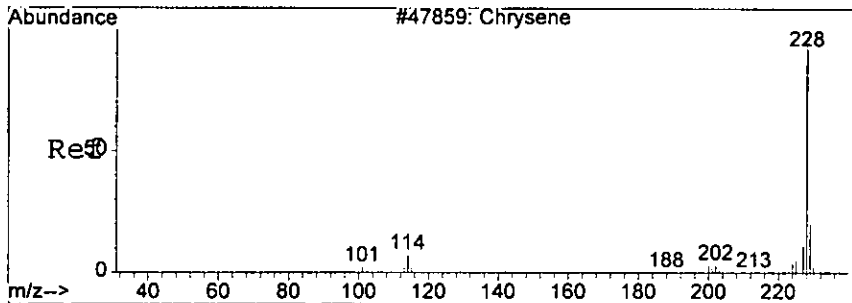
Tgt Ion	Ratio	Lower	Upper
228	100		
229	0.0	0.0	60.5
226	0.0	0.0	69.0



Abundance Ion 228.00 (227.70 to 228.70): 4M0544
 Ion 229.00 (228.70 to 229.70): 4M0544
 Ion 226.00 (225.70 to 226.70): 4M0544



LSW

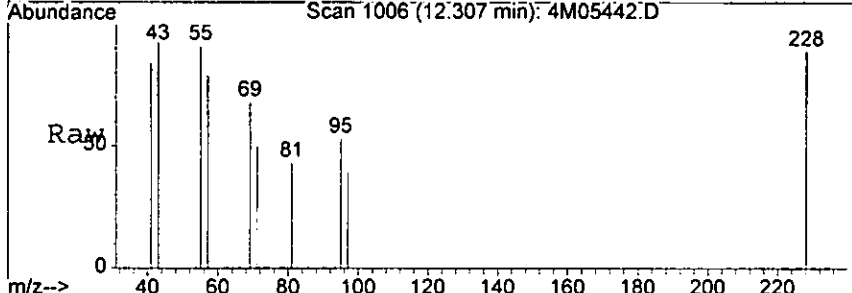


#79
 Chrysene
 Concen: 2.06 ng m
 RT: 12.31 min Scan# 1006
 Delta R.T. -0.06 min
 Lab File: 4M05442.D
 Acq: 8 Aug 2005 13:23

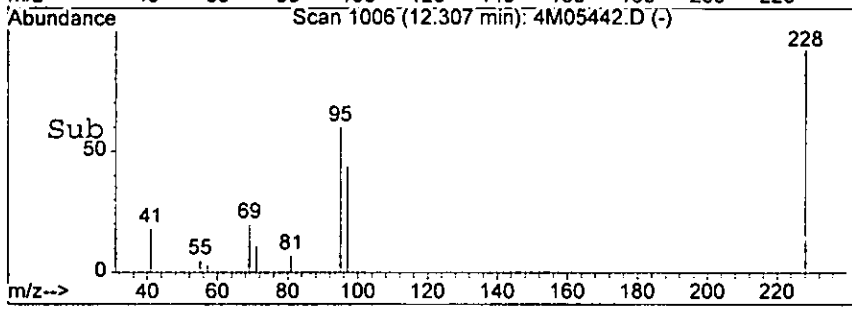
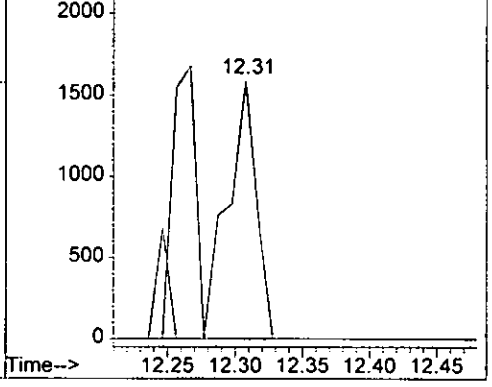
0001

Tgt Ion: 228 Resp: 2365

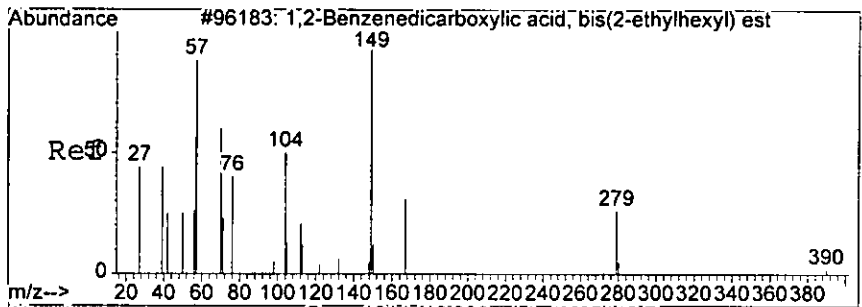
Ion	Ratio	Lower	Upper
228	100		
226	0.0	12.0	52.0#
229	0.0	0.0	61.1



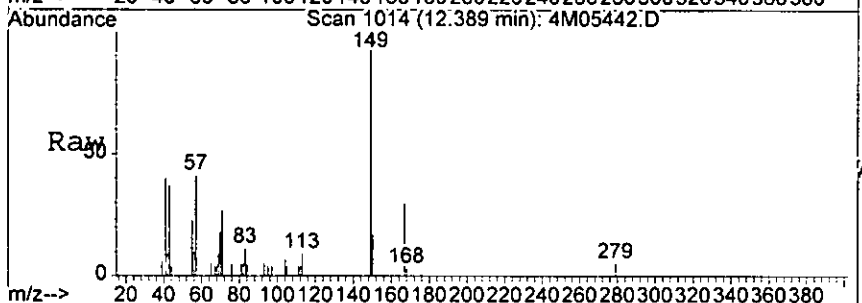
Abundance Ion 228.00 (227.70 to 228.70): 4M0544
 Ion 226.00 (225.70 to 226.70): 4M0544
 Ion 229.00 (228.70 to 229.70): 4M0544



handwritten signature

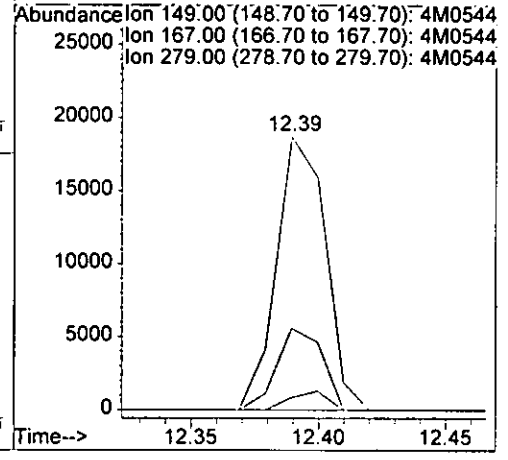
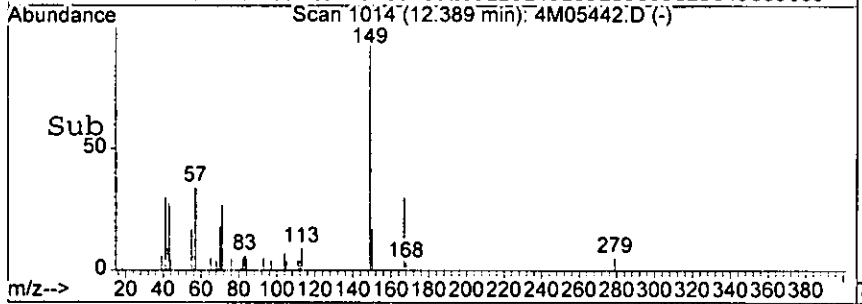


#80
 bis(2-Ethylhexyl)phthalate
 Concen: 24.87 ng
 RT: 12.39 min Scan# 1014
 Delta R.T. -0.07 min
 Lab File: 4M05442.D
 Acq: 8 Aug 2005 13:23

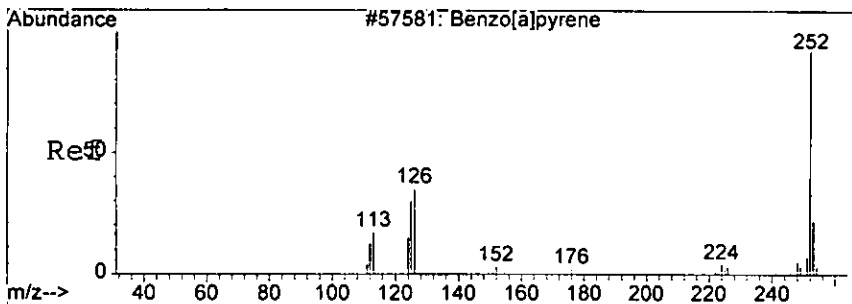


Tgt Ion: 149 Resp: 24887

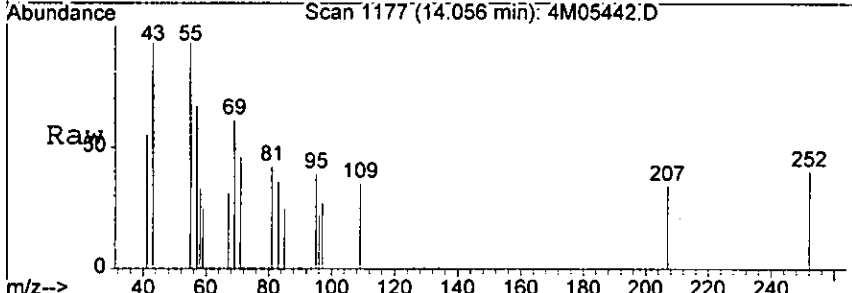
Ion	Ratio	Lower	Upper
149	100		
167	29.8	0.0	53.9
279	4.5	0.0	43.5



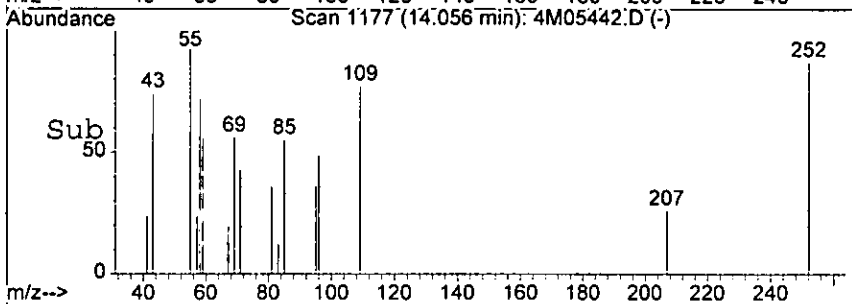
LRW



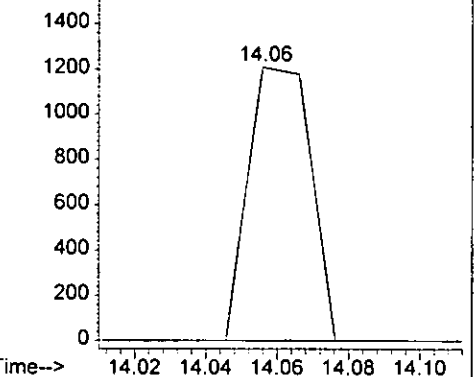
#85
 Benzo[a]pyrene
 Concen: 1.26 ng
 RT: 14.06 min Scan# 1177
 Delta R.T. -0.06 min
 Lab File: 4M05442.D
 Acq: 8 Aug 2005 13:23



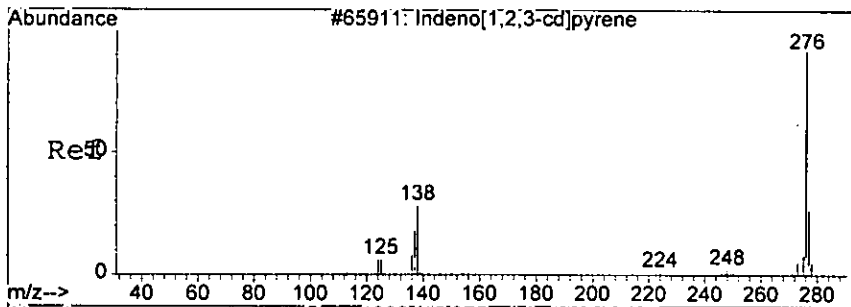
Tgt Ion	Resp	Lower	Upper
252	1465	100	
253	0.0	0.0	62.9
125	0.0	0.0	57.6



Abundance Ion 252.00 (251.70 to 252.70): 4M0544
 Ion 253.00 (252.70 to 253.70): 4M0544
 Ion 125.00 (124.70 to 125.70): 4M0544

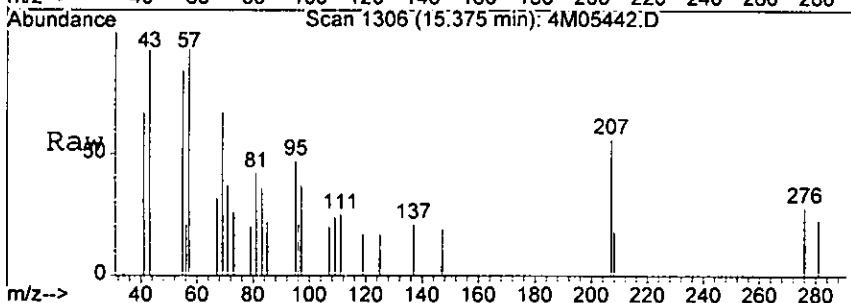


Handwritten signature

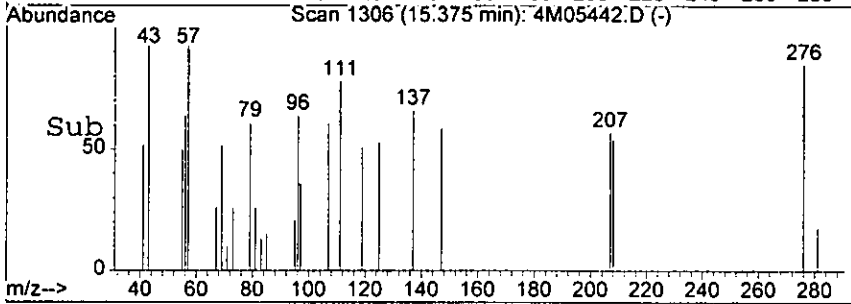
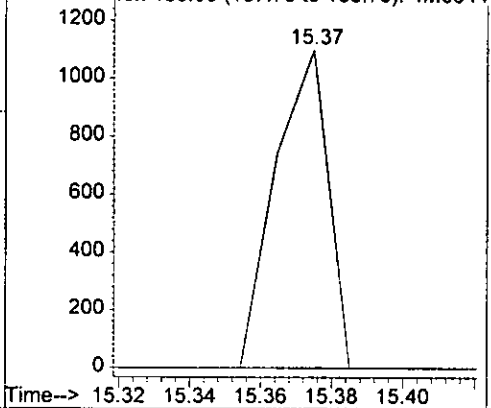


#86
Indeno[1,2,3-cd]pyrene
Concen: 1.07 ng
RT: 15.37 min Scan# 1306
Delta R.T. -0.05 min
Lab File: 4M05442.D
Acq: 8 Aug 2005 13:23

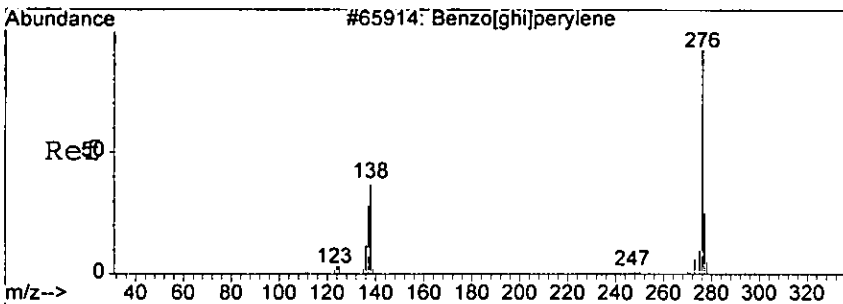
Tgt Ion:	276	Resp:	1130
Ion Ratio	Lower	Upper	
276	100		
138	0.0	0.0	73.4



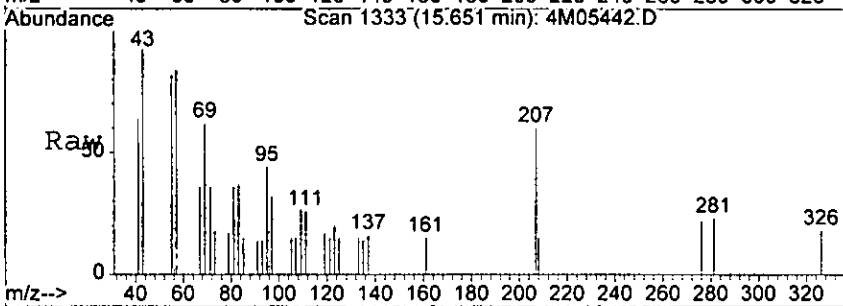
Abundance Ion 276.00 (275.70 to 276.70): 4M0544
Ion 138.00 (137.70 to 138.70): 4M0544



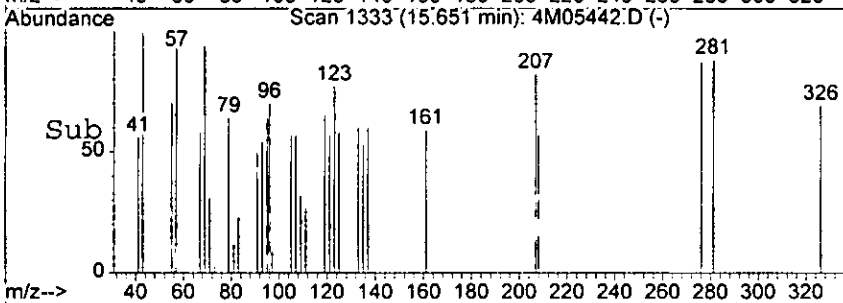
Handwritten signature or initials



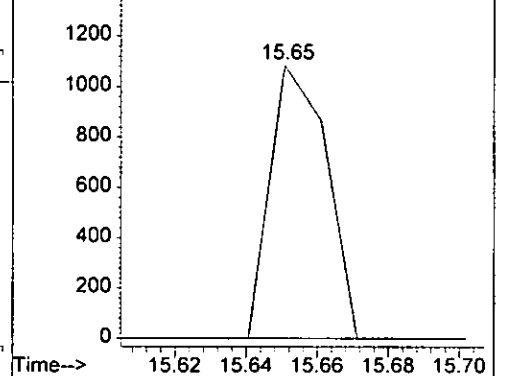
#88
 Benzo[g,h,i]perylene
 Concen: 1.43 ng
 RT: 15.65 min Scan# 1333
 Delta R.T. -0.06 min
 Lab File: 4M05442.D
 Acq: 8 Aug 2005 13:23



Tgt Ion	Ratio	Resp	Lower	Upper
276	100	1197		
138	0.0	0.0	74.1	
277	0.0	0.0	65.0	



Abundance Ion 276.00 (275.70 to 276.70): 4M0544
 Ion 138.00 (137.70 to 138.70): 4M0544
 Ion 277.00 (276.70 to 277.70): 4M0544



handwritten signature

Form1

ORGANICS SEMIVOLATILE REPORT

Sample Number: AC18807-017
 Client Id: PCSB-32(0.5)
 Data File: 5M09849.D
 Analysis Date: 08/08/05 14:50
 Date Rec/Extracted: 07/28/05-08/07/05

Matrix: Soil
 Initial Vol: 30g
 Final Vol: 1ml
 Dilution: 1
 Solids: 75

Units: mg/Kg

Cas #	Compound	RL	Conc	Cas #	Compound	RL	Conc
120-82-1	1,2,4-Trichlorobenzene	0.0078	U	205-99-2	Benzo[b]fluoranthene	0.012	0.087
95-50-1	1,2-Dichlorobenzene	0.018	U	191-24-2	Benzo[g,h,i]perylene	0.0064	U
122-86-7	1,2-Diphenylhydrazine	0.015	U	207-08-9	Benzo[k]fluoranthene	0.016	U
541-73-1	1,3-Dichlorobenzene	0.013	U	111-91-1	bis(2-Chloroethoxy)methan	0.010	U
106-46-7	1,4-Dichlorobenzene	0.0078	U	111-44-4	bis(2-Chloroethyl)ether	0.020	U
95-95-4	2,4,5-Trichlorophenol	0.069	U	108-60-1	bis(2-chloroisopropyl)ether	0.0092	U
88-06-2	2,4,6-Trichlorophenol	0.033	U	117-81-7	bis(2-Ethylhexyl)phthalat	0.028	0.10
120-83-2	2,4-Dichlorophenol	0.059	U	85-68-7	Butylbenzylphthalate	0.012	U
105-67-9	2,4-Dimethylphenol	0.038	U	86-74-8	Carbazole	0.0085	U
51-28-5	2,4-Dinitrophenol	0.082	U	218-01-9	Chrysene	0.013	0.065
121-14-2	2,4-Dinitrotoluene	0.016	U	84-74-2	Di-n-butylphthalate	0.0090	U
606-20-2	2,6-Dinitrotoluene	0.020	U	117-84-0	Di-n-octylphthalate	0.015	U
91-58-7	2-Chloronaphthalene	0.0050	U	53-70-3	Dibenzo[a,h]anthracene	0.0081	U
95-57-8	2-Chlorophenol	0.082	U	132-64-9	Dibenzofuran	0.057	U
91-57-6	2-Methylnaphthalene	0.076	U	84-66-2	Diethylphthalate	0.010	U
95-48-7	2-Methylphenol	0.17	U	131-11-3	Dimethylphthalate	0.0077	U
88-74-4	2-Nitroaniiline	0.058	U	206-44-0	Fluoranthene	0.0073	0.084
88-75-5	2-Nitrophenol	0.055	U	86-73-7	Fluorene	0.011	U
106-44-5	3&4-Methylphenol	0.16	U	118-74-1	Hexachlorobenzene	0.018	U
91-94-1	3,3'-Dichlorobenzidine	0.078	U	87-68-3	Hexachlorobutadiene	0.011	U
99-09-2	3-Nitroaniline	0.11	U	77-47-4	Hexachlorocyclopentadiene	0.12	U
534-52-1	4,6-Dinitro-2-methylphenol	0.085	U	67-72-1	Hexachloroethane	0.015	U
101-55-3	4-Bromophenyl-phenylether	0.018	U	193-39-5	Indeno[1,2,3-cd]pyrene	0.0075	U
59-50-7	4-Chloro-3-methylphenol	0.089	U	78-59-1	Isophorone	0.24	U
106-47-8	4-Chloroaniline	0.30	U	621-64-7	N-Nitroso-di-n-propylamine	0.014	U
7005-72-3	4-Chlorophenyl-phenylether	0.013	U	62-75-9	N-Nitrosodimethylamine	0.49	U
100-01-6	4-Nitroaniline	0.066	U	86-30-6	n-Nitrosodiphenylamine	0.012	U
100-02-7	4-Nitrophenol	0.063	U	91-20-3	Naphthalene	0.0043	U
83-32-9	Acenaphthene	0.0073	U	98-95-3	Nitrobenzene	0.012	U
208-96-8	Acenaphthylene	0.0067	U	87-86-5	Pentachlorophenol	0.043	U
120-12-7	Anthracene	0.0088	U	85-01-8	Phenanthrene	0.0099	0.048
92-87-5	Benzdine	0.46	U	108-95-2	Phenol	0.073	U
56-55-3	Benzo[a]anthracene	0.0062	0.052	129-00-0	Pyrene	0.010	0.079
50-32-8	Benzo[a]pyrene	0.0074	0.051				

Worksheet #: 18122

Total Target Concentration 0.566

U - Indicates the compound was analyzed but not detected.
 B - Indicates the analyte was found in the blank as well as in the sample.
 E - Indicates the analyte concentration exceeds the calibration range of the instrument.

R - Retention Time Out
 J - Indicates an estimated value when a compound is detected at less than the specified detection limit.

Data File : G:\GcMsData\2005\Gcms_5\Data\08-08-05\5M09849.D Vial: 24
 Acq On : 8 Aug 2005 14:50 Operator: AHD
 Sample : AC18807-017 Inst : GCMS_5
 Misc : S,BNA Multiplr: 1.00

MS Integration Params: RTEINT.P

Quant Time: Aug 11 12:16 2005

Quant Results File: 5M_0722.RES

Quant Method : G:\GCMSDATA\2005\GCMS_5\METHODS\5M_0722.M (RTE Integrator)
 Title : @GCMS_5,mg,625,8270
 Last Update : Fri Jul 22 11:19:45 2005
 Response via : Initial Calibration
 DataAcq Meth : 5M_RUN5

Internal Standards	R.T.	QIon	Response	Conc	Units	Dev(Min)
1) 1,4-Dichlorobenzene-d4	5.09	152	30532	40.00	ng	-0.16
20) Naphthalene-d8	6.13	136	112082	40.00	ng	-0.15
36) Acenaphthene-d10	7.46	164	62437	40.00	ng	-0.18
61) Phenanthrene-d10	8.82	188	113544	40.00	ng	-0.20
77) Chrysene-d12	11.80	240	83289	40.00	ng	-0.23
88) Perylene-d12	13.38	264	62558	40.00	ng	-0.23
System Monitoring Compounds						
4) 2-Fluorophenol	3.77	112	131565	127.94	ng	-0.20
Spiked Amount	200.000		Recovery	=	63.97%	
8) Phenol-d5	4.80	99	175607	116.78	ng	-0.15
Spiked Amount	200.000		Recovery	=	58.39%	
21) Nitrobenzene-d5	5.57	128	34315	69.93	ng	-0.15
Spiked Amount	100.000		Recovery	=	69.93%	
41) 2-Fluorobiphenyl	6.94	172	139213	71.33	ng	-0.15
Spiked Amount	100.000		Recovery	=	71.33%	
64) 2,4,6-Tribromophenol	8.15	330	32299	132.92	ng	-0.19
Spiked Amount	200.000		Recovery	=	66.46%	
80) Terphenyl-d14	10.60	244	142260	72.30	ng	-0.21
Spiked Amount	100.000		Recovery	=	72.30%	
Target Compounds						Qvalue
70) Phenanthrene	8.85	178	3519	1.07	ng	97
76) Fluoranthene	10.13	202	6775	1.90	ng	100
78) Pyrene	10.38	202	5944	1.78	ng	99
85) Benzo[a]anthracene	11.79	228	3589	1.17	ng	99
86) Chrysene	11.83	228	4131	1.47	ng	98
87) bis(2-Ethylhexyl)phthalate	11.92	149	4705	2.32	ng	98
90) Benzo[b]fluoranthene	12.99	252	4847m	1.96	ng	
92) Benzo[a]pyrene	13.32	252	2661	1.14	ng	89

Handwritten signature

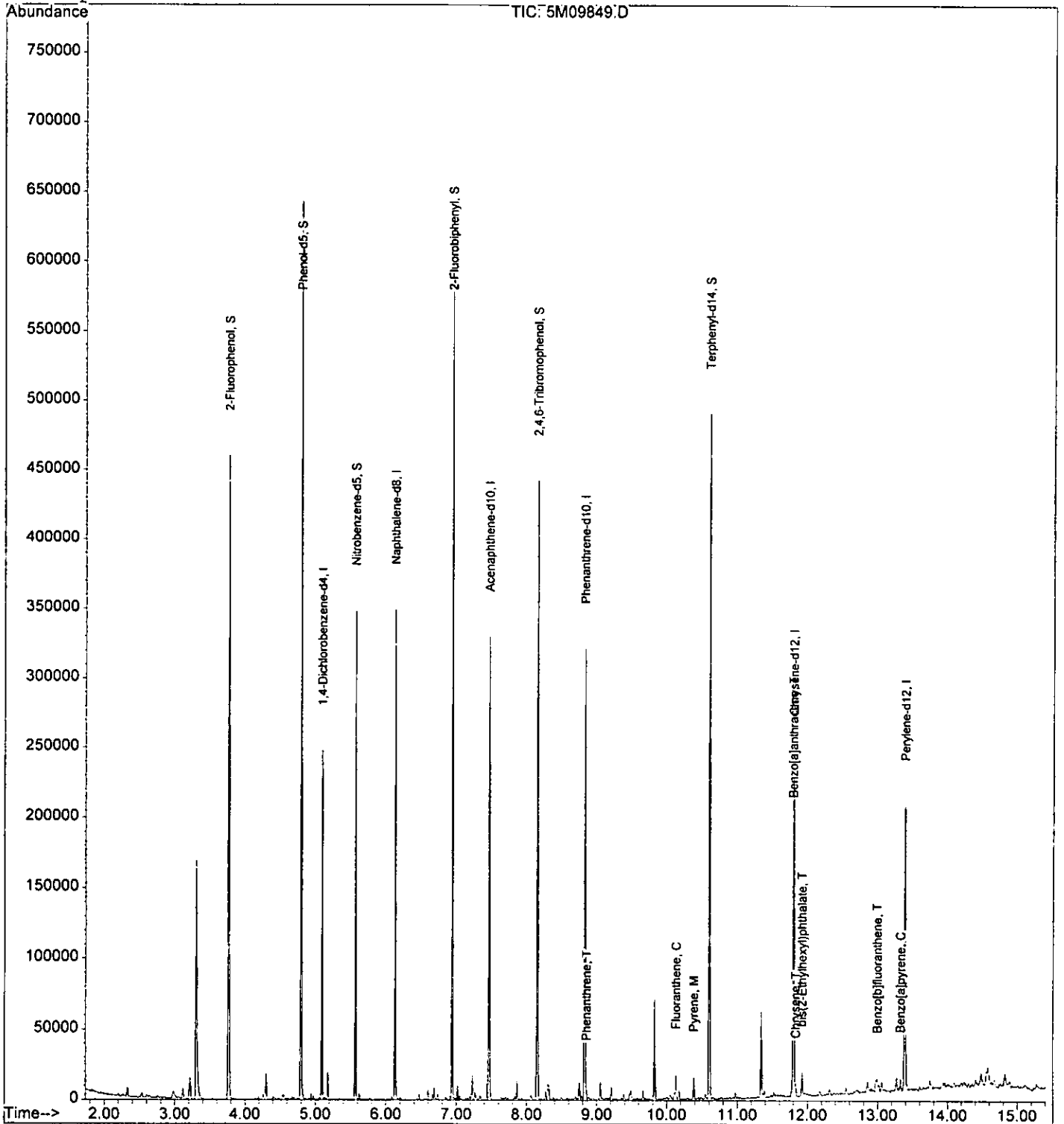
(#) = qualifier out of range (m) = manual integration

Quantitation Report

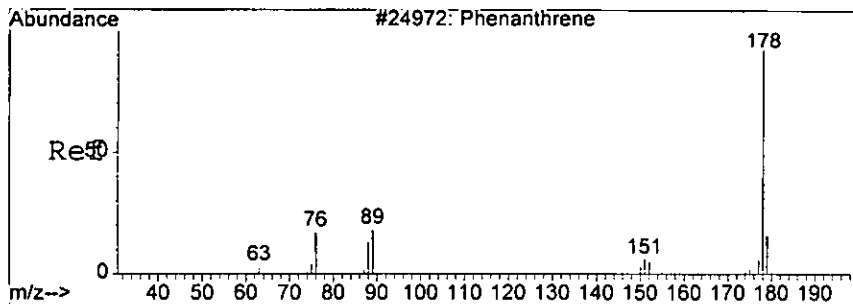
Data File : G:\GcMsData\2005\Gcms_5\Data\08-08-05\5M09849.D Vial: 24
Acq On : 8 Aug 2005 14:50 Operator: AHD
Sample : AC18807-017 Inst : GCMS_5
Misc : S,BNA Multiplr: 1.00
MS Integration Params: RTEINT.P
Quant Time: Aug 11 12:16 2005

Quant Results File: 5M_0722.RES

Method : G:\GCMSDATA\2005\GCMS_5\METHODS\5M_0722.M (RTE Integrator)
Title : @GCMS_5,mg,625,8270
Last Update : Fri Jul 22 11:19:45 2005
Response via : Initial Calibration



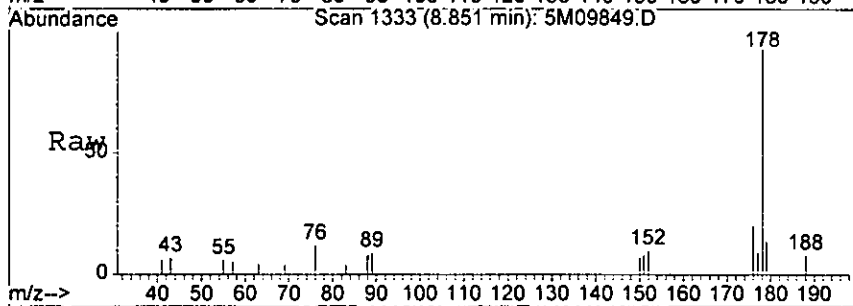
8758



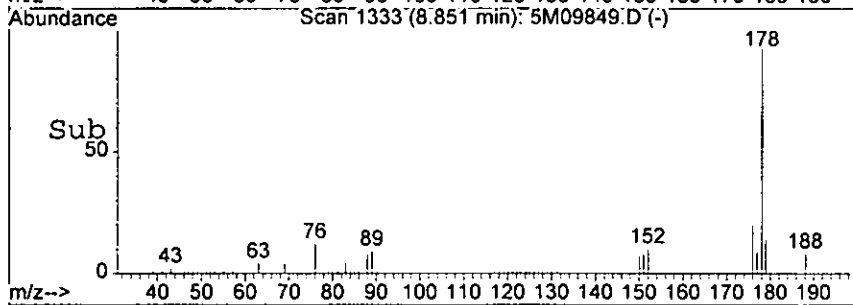
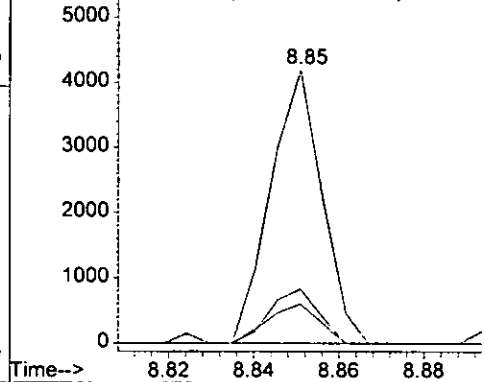
#70
 Phenanthrene
 Concen: 1.07 ng
 RT: 8.85 min Scan# 1333
 Delta R.T. -0.20 min
 Lab File: 5M09849.D
 Acq: 8 Aug 2005 14:50

Tgt Ion: 178 Resp: 3519

Ion	Ratio	Lower	Upper
178	100		
179	14.3	0.0	54.9
176	19.7	0.0	57.7

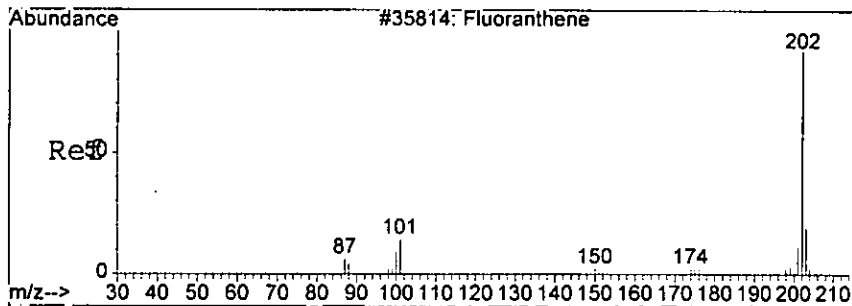


Abundance Ion 178.00 (177.70 to 178.70): 5M0984
 Ion 179.00 (178.70 to 179.70): 5M0984
 Ion 176.00 (175.70 to 176.70): 5M0984



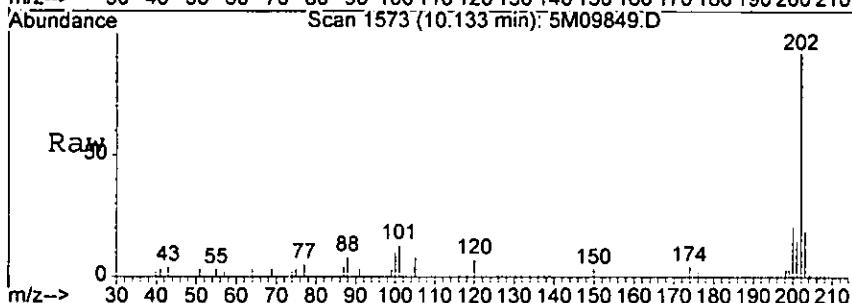
Handwritten signature

5719

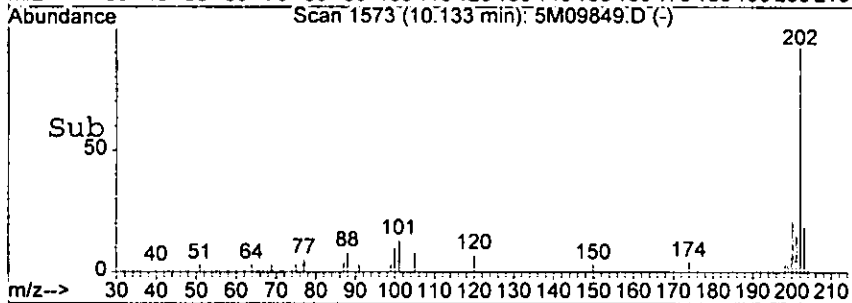
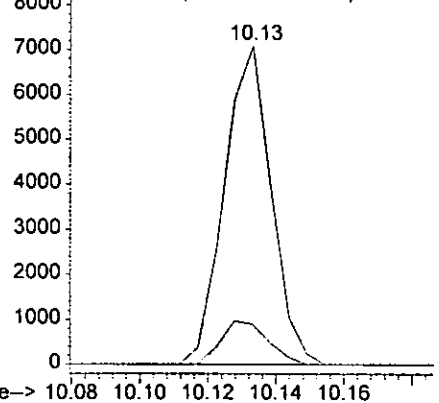


#76
Fluoranthene
Concen: 1.90 ng
RT: 10.13 min Scan# 1573
Delta R.T. -0.22 min
Lab File: 5M09849.D
Acq: 8 Aug 2005 14:50

Tgt Ion: 202 Resp: 6775
Ion Ratio Lower Upper
202 100
101 12.7 0.0 52.5

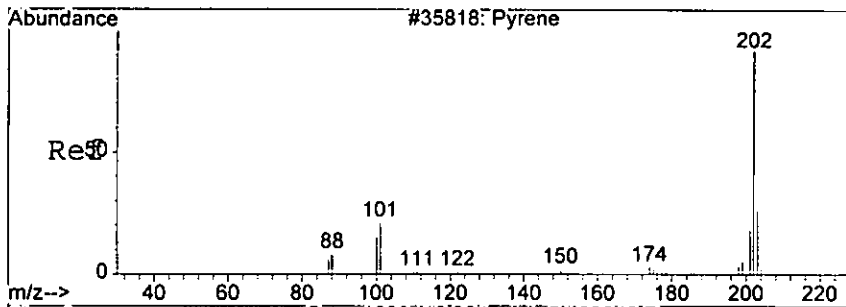


Abundance Ion 202.00 (201.70 to 202.70): 5M0984
Ion 101.00 (100.70 to 101.70): 5M0984



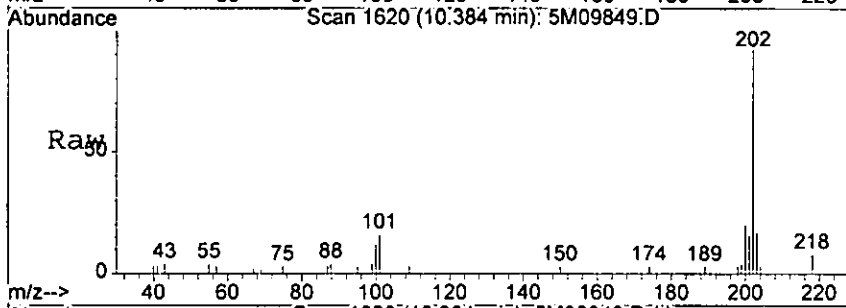
low

100

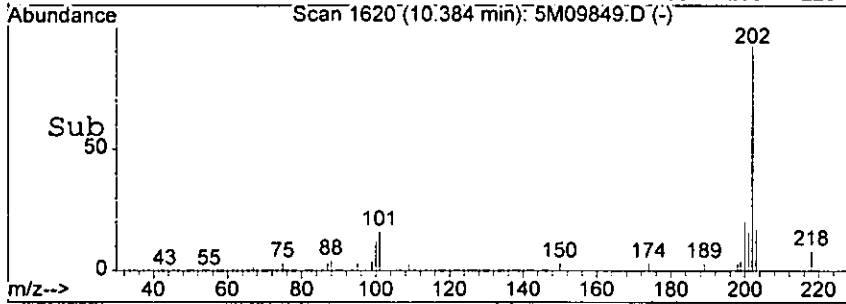
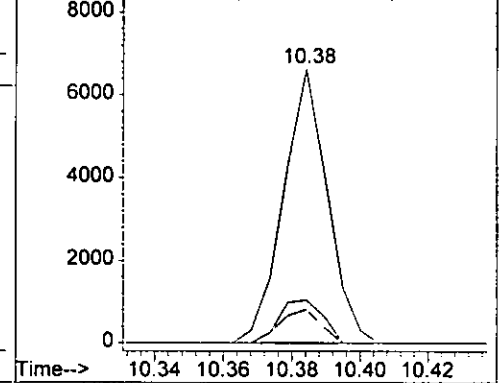


#78
 Pyrene
 Concen: 1.78 ng
 RT: 10.38 min Scan# 1620
 Delta R.T. -0.22 min
 Lab File: 5M09849.D
 Acq: 8 Aug 2005 14:50

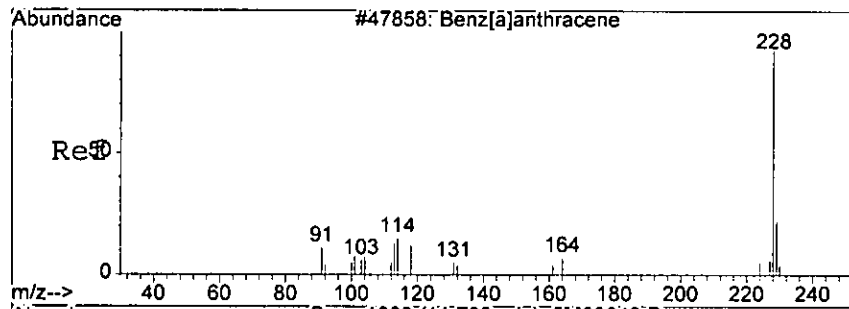
Tgt Ion	Ratio	Lower	Upper
202	100	0.0	55.5
101	15.8	0.0	52.1
100	12.3	0.0	



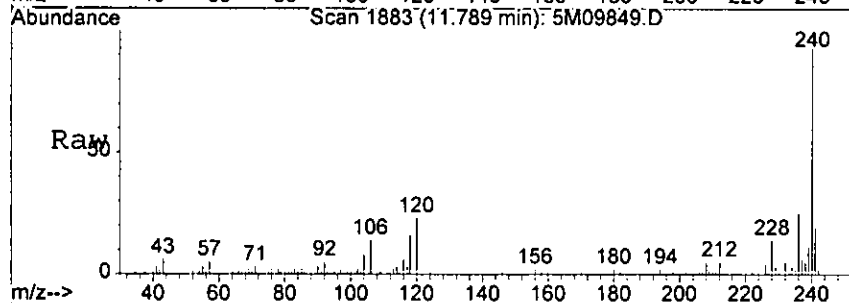
Abundance Ion 202.00 (201.70 to 202.70): 5M0984
 Ion 101.00 (100.70 to 101.70): 5M0984
 Ion 100.00 (99.70 to 100.70): 5M09849



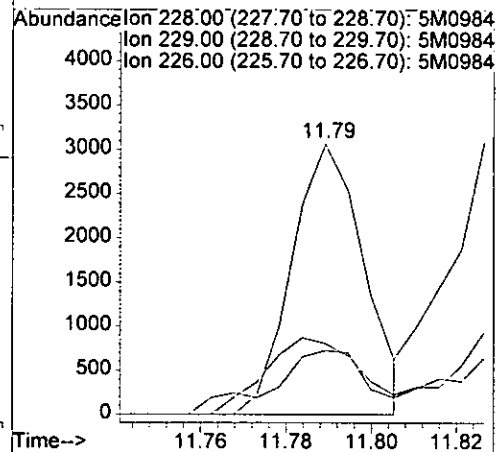
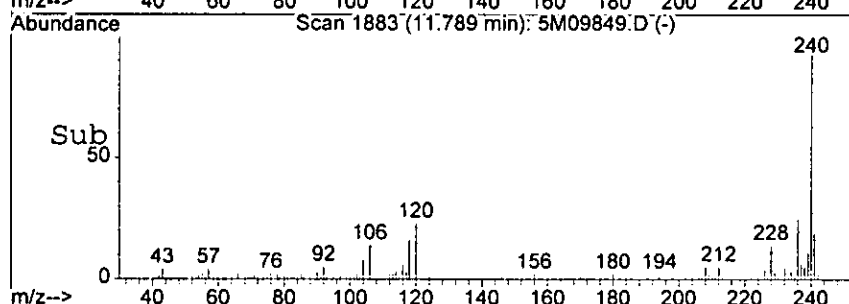
Ren



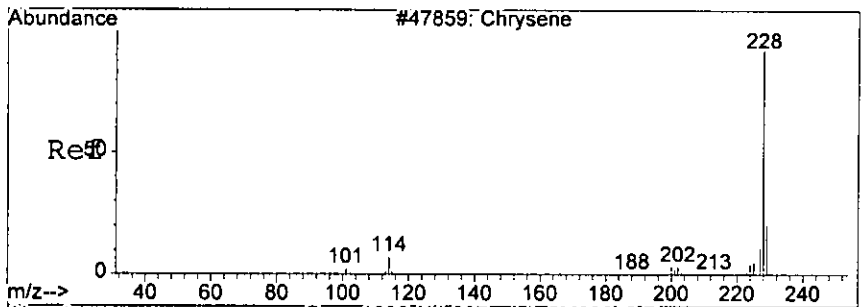
#85
 Benzo[a]anthracene
 Concen: 1.17 ng
 RT: 11.79 min Scan# 1883
 Delta R.T. -0.23 min
 Lab File: 5M09849.D
 Acq: 8 Aug 2005 14:50



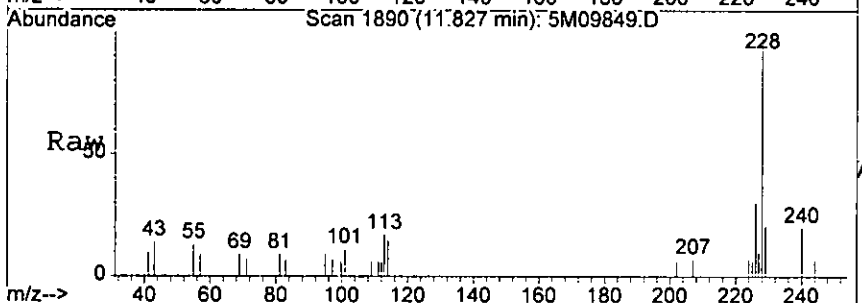
Tgt Ion	Resp	Lower	Upper
228	100		
229	17.5	0.0	58.7
226	26.3	0.0	66.4



Handwritten signature

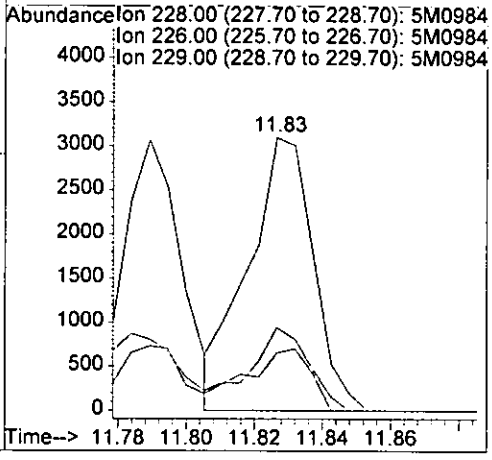
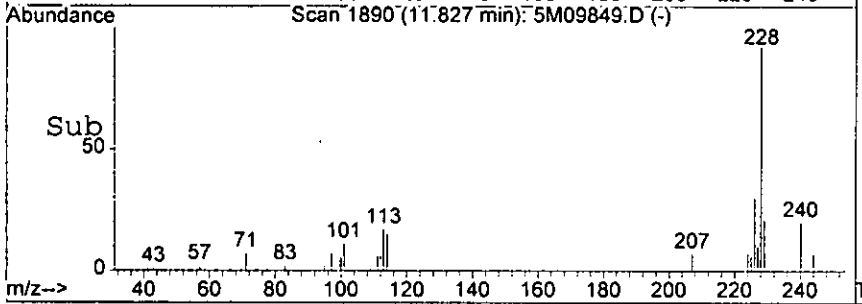


#86
 Chrysene
 Concen: 1.47 ng
 RT: 11.83 min Scan# 1890
 Delta R.T. -0.24 min
 Lab File: 5M09849.D
 Acq: 8 Aug 2005 14:50

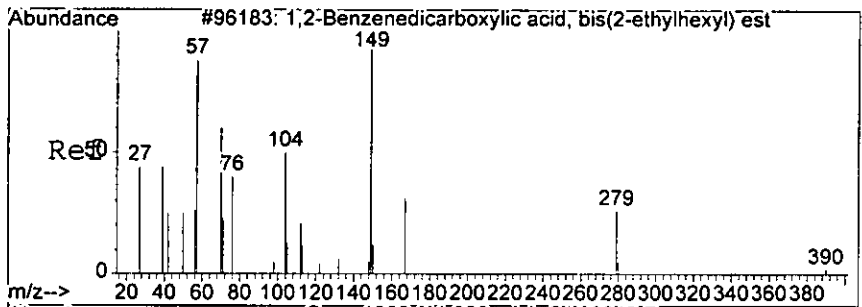


Tgt Ion: 228 Resp: 4131

Ion	Ratio	Lower	Upper
228	100		
226	30.4	9.1	49.1
229	21.1	0.0	60.1

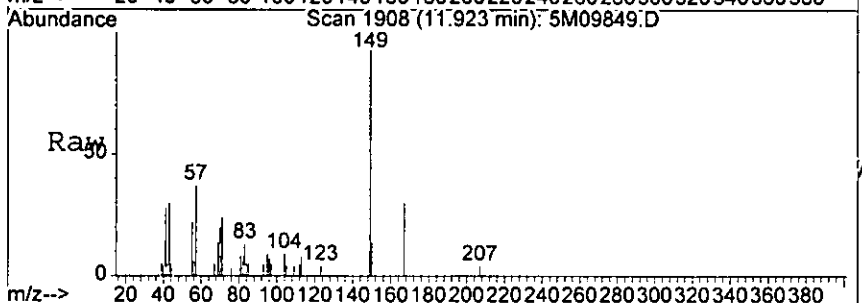


Low

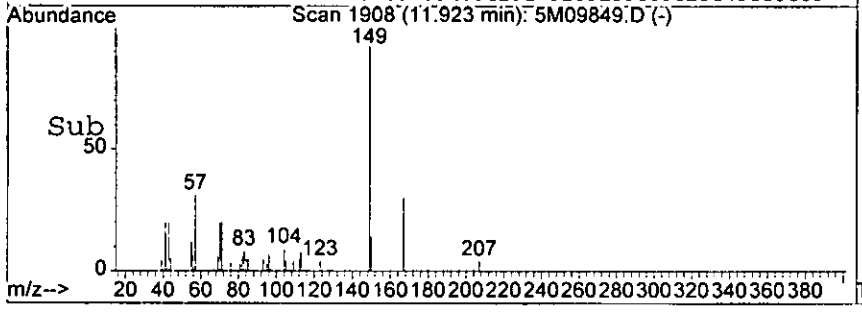
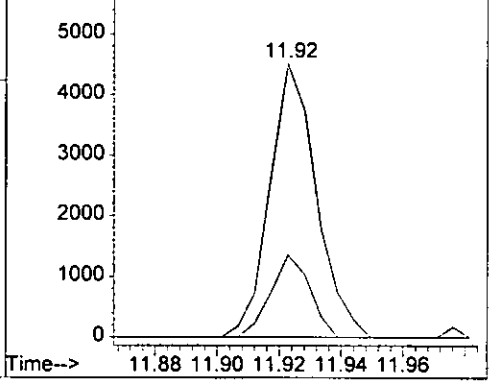


#87
 bis(2-Ethylhexyl)phthalate
 Concen: 2.32 ng
 RT: 11.92 min Scan# 1908
 Delta R.T. -0.21 min
 Lab File: 5M09849.D
 Acq: 8 Aug 2005 14:50

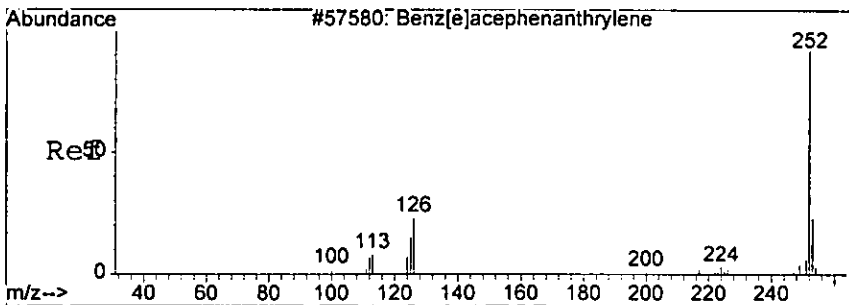
Tgt Ion	Resp	Lower	Upper
149	4705		
167	30.1	2.4	58.4
279	0.0	0.0	44.1



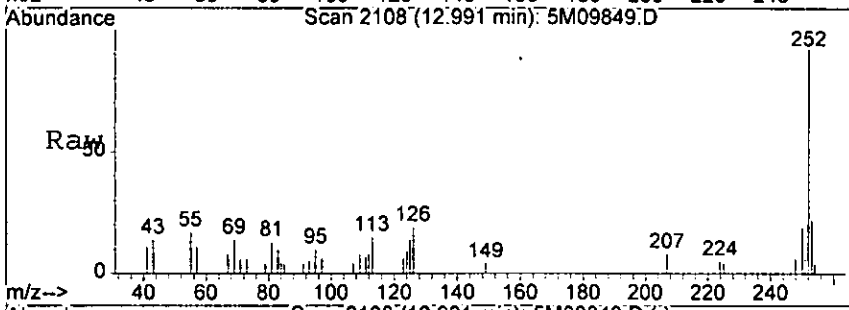
Abundance Ion 149.00 (148.70 to 149.70): 5M0984
 Ion 167.00 (166.70 to 167.70): 5M0984
 Ion 279.00 (278.70 to 279.70): 5M0984



Handwritten signature

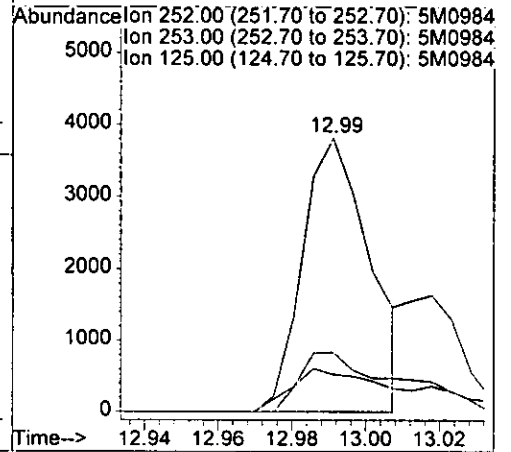
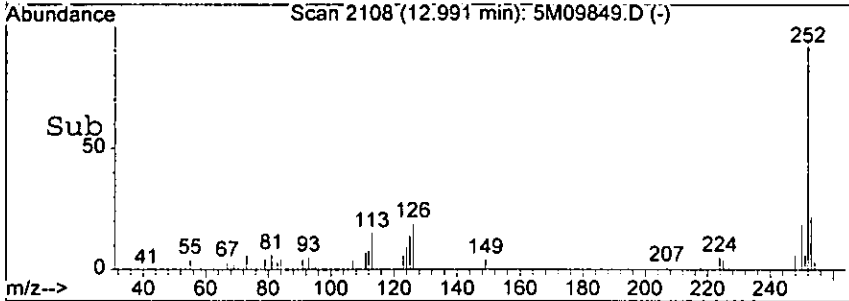


#90
 Benzo [b] fluoranthene
 Concen: 1.96 ng m
 RT: 12.99 min Scan# 2108
 Delta R.T. -0.24 min
 Lab File: 5M09849.D
 Acq: 8 Aug 2005 14:50



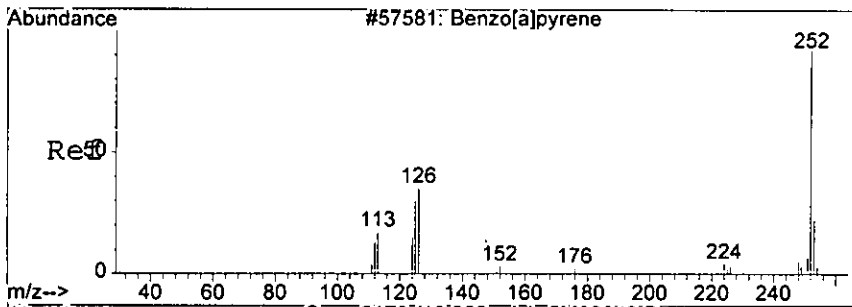
Tgt Ion: 252 Resp: 4847

Ion	Ratio	Lower	Upper
252	100		
253	21.9	0.0	61.6
125	13.8	0.0	54.8



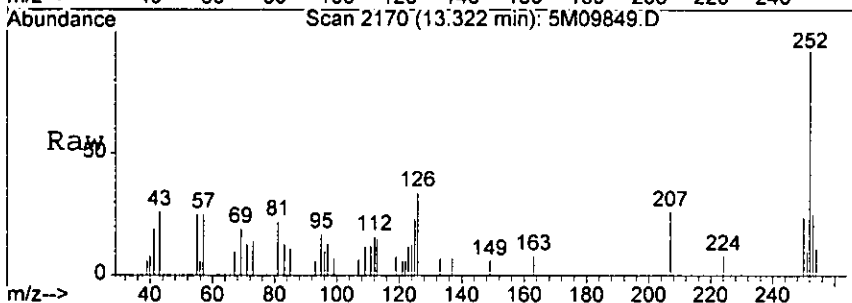
Handwritten signature

92

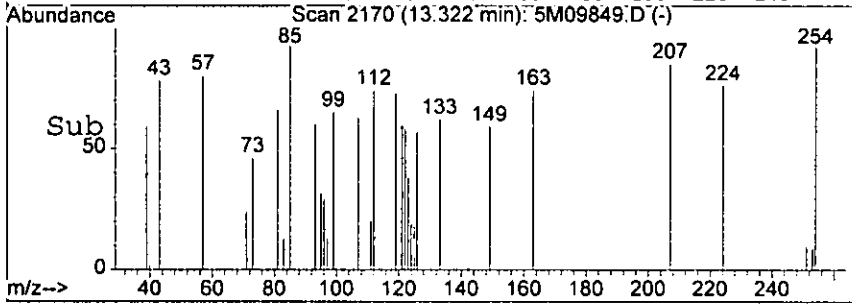
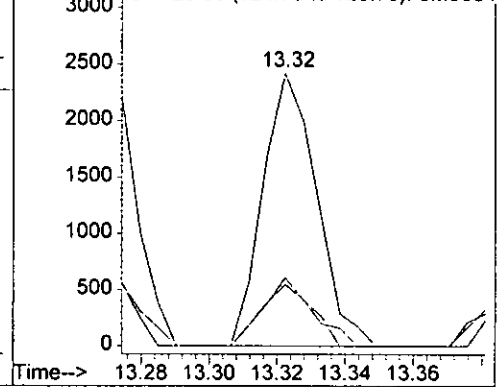


#92
 Benzo[a]pyrene
 Concen: 1.14 ng
 RT: 13.32 min Scan# 2170
 Delta R.T. -0.24 min
 Lab File: 5M09849.D
 Acq: 8 Aug 2005 14:50

Tgt Ion	252	253	125	Resp	2661	Lower	Upper
Ion Ratio	100	25.1	22.5				
		0.0	0.0				
		61.5	56.0				



Abundance Ion 252.00 (251.70 to 252.70): 5M0984
 Ion 253.00 (252.70 to 253.70): 5M0984
 Ion 125.00 (124.70 to 125.70): 5M0984



Low

Form1

ORGANICS SEMIVOLATILE REPORT

Sample Number: AC18807-018
 Client Id: PCSB-32(3.5)
 Data File: 5M09850.D
 Analysis Date: 08/08/05 15:11
 Date Rec/Extracted: 07/28/05-08/07/05

Matrix: Soil
 Initial Vol: 30g
 Final Vol: 1ml
 Dilution: 1
 Solids: 93

Units: mg/Kg

Cas #	Compound	RL	Conc	Cas #	Compound	RL	Conc
120-82-1	1,2,4-Trichlorobenzene	0.0063	U	205-99-2	Benzo[b]fluoranthene	0.010	U
95-50-1	1,2-Dichlorobenzene	0.014	U	191-24-2	Benzo[g,h,i]perylene	0.0051	U
122-66-7	1,2-Diphenylhydrazine	0.012	U	207-08-9	Benzo[k]fluoranthene	0.013	U
541-73-1	1,3-Dichlorobenzene	0.010	U	111-91-1	bis(2-Chloroethoxy)methan	0.0084	U
106-46-7	1,4-Dichlorobenzene	0.0063	U	111-44-4	bis(2-Chloroethyl)ether	0.016	U
95-95-4	2,4,5-Trichlorophenol	0.056	U	108-60-1	bis(2-chloroisopropyl)ether	0.0074	U
88-06-2	2,4,6-Trichlorophenol	0.027	U	117-81-7	bis(2-Ethylhexyl)phthalate	0.023	U
120-83-2	2,4-Dichlorophenol	0.048	U	85-68-7	Butylbenzylphthalate	0.0097	U
105-67-9	2,4-Dimethylphenol	0.030	U	86-74-8	Carbazole	0.0069	U
51-28-5	2,4-Dinitrophenol	0.066	U	218-01-9	Chrysene	0.010	U
121-14-2	2,4-Dinitrotoluene	0.013	U	84-74-2	Di-n-butylphthalate	0.0073	U
606-20-2	2,6-Dinitrotoluene	0.016	U	117-84-0	Di-n-octylphthalate	0.012	U
91-58-7	2-Chloronaphthalene	0.0041	U	53-70-3	Dibenzo[a,h]anthracene	0.0066	U
95-57-8	2-Chlorophenol	0.066	U	132-64-9	Dibenzofuran	0.046	U
91-57-6	2-Methylnaphthalene	0.061	U	84-66-2	Diethylphthalate	0.0084	U
95-48-7	2-Methylphenol	0.13	U	131-11-3	Dimethylphthalate	0.0062	U
88-74-4	2-Nitroaniline	0.046	U	206-44-0	Fluoranthene	0.0059	U
88-75-5	2-Nitrophenol	0.044	U	86-73-7	Fluorene	0.0086	U
106-44-5	3&4-Methylphenol	0.13	U	118-74-1	Hexachlorobenzene	0.015	U
91-94-1	3,3'-Dichlorobenzidine	0.063	U	87-68-3	Hexachlorobutadiene	0.0088	U
99-09-2	3-Nitroaniline	0.090	U	77-47-4	Hexachlorocyclopentadiene	0.097	U
534-52-1	4,6-Dinitro-2-methylphenol	0.068	U	67-72-1	Hexachloroethane	0.012	U
101-55-3	4-Bromophenyl-phenylether	0.015	U	193-39-5	indeno[1,2,3-cd]pyrene	0.0061	U
59-50-7	4-Chloro-3-methylphenol	0.072	U	78-59-1	isophorone	0.19	U
106-47-8	4-Chloroaniline	0.24	U	621-64-7	N-Nitroso-di-n-propylamine	0.011	U
7005-72-3	4-Chlorophenyl-phenylether	0.010	U	62-75-9	N-Nitrosodimethylamine	0.40	U
100-01-6	4-Nitroaniline	0.053	U	86-30-6	n-Nitrosodiphenylamine	0.0098	U
100-02-7	4-Nitrophenol	0.051	U	91-20-3	Naphthalene	0.0035	U
83-32-9	Acenaphthene	0.0059	U	98-95-3	Nitrobenzene	0.010	U
208-96-8	Acenaphthylene	0.0054	U	87-86-5	Pentachlorophenol	0.035	U
120-12-7	Anthracene	0.0071	U	85-01-8	Phenanthrene	0.0080	U
92-87-5	Benzidine	0.37	U	108-95-2	Phenol	0.059	U
56-55-3	Benzo[a]anthracene	0.0050	U	129-00-0	Pyrene	0.0082	U
50-32-8	Benzo[a]pyrene	0.0060	U				

Worksheet #: 18122

Total Target Concentration 0

*U - Indicates the compound was analyzed but not detected.
 B - Indicates the analyte was found in the blank as well as in the sample.
 E - Indicates the analyte concentration exceeds the calibration range of the instrument.*

*R - Retention Time Out
 J - Indicates an estimated value when a compound is detected at less than the specified detection limit.*

Data File : G:\GcMsData\2005\Gcms_5\Data\08-08-05\5M09850.D Vial: 25
 Acq On : 8 Aug 2005 15:11 Operator: AHD
 Sample : AC18807-018 Inst : GCMS_5
 Misc : S,BNA Multiplr: 1.00
 MS Integration Params: RTEINT.P
 Quant Time: Aug 11 12:17 2005

Quant Results File: 5M_0722.RES

Quant Method : G:\GCMSDATA\2005\GCMS_5\METHODS\5M_0722.M (RTE Integrator)
 Title : @GCMS_5,mg,625,8270
 Last Update : Fri Jul 22 11:19:45 2005
 Response via : Initial Calibration
 DataAcq Meth : 5M_RUN5

Internal Standards	R.T.	QIon	Response	Conc	Units	Dev(Min)
1) 1,4-Dichlorobenzene-d4	5.09	152	31842	40.00	ng	-0.16
20) Naphthalene-d8	6.13	136	114917	40.00	ng	-0.15
36) Acenaphthene-d10	7.46	164	66475	40.00	ng	-0.18
61) Phenanthrene-d10	8.83	188	111496	40.00	ng	-0.20
77) Chrysene-d12	11.80	240	79443	40.00	ng	-0.23
88) Perylene-d12	13.39	264	60824	40.00	ng	-0.23

System Monitoring Compounds	R.T.	QIon	Response	Conc	Units	Dev(Min)
4) 2-Fluorophenol	3.77	112	147182	137.24	ng	-0.20
Spiked Amount				200.000		
			Recovery	=		68.62%
8) Phenol-d5	4.80	99	184243	117.49	ng	-0.15
Spiked Amount				200.000		
			Recovery	=		58.75%
21) Nitrobenzene-d5	5.57	128	34543	68.65	ng	-0.15
Spiked Amount				100.000		
			Recovery	=		68.65%
41) 2-Fluorobiphenyl	6.94	172	150349	72.36	ng	-0.15
Spiked Amount				100.000		
			Recovery	=		72.36%
64) 2,4,6-Tribromophenol	8.15	330	34213	143.38	ng	-0.19
Spiked Amount				200.000		
			Recovery	=		71.69%
80) Terphenyl-d14	10.60	244	146667	78.15	ng	-0.21
Spiked Amount				100.000		
			Recovery	=		78.15%

Target Compounds Qvalue


Handwritten signature/initials

Quantitation Report

Data File : G:\GcMsData\2005\Gcms_5\Data\08-08-05\5M09850.D Vial: 25
Acq On : 8 Aug 2005 15:11 Operator: AHD
Sample : AC18807-018 Inst : GCMS_5
Misc : S,BNA Multiplr: 1.00
MS Integration Params: RTEINT.P
Quant Time: Aug 11 12:17 2005

Quant Results File: 5M_0722.RES

Method : G:\GCMSDATA\2005\GCMS_5\METHODS\5M_0722.M (RTE Integrator)
Title : @GCMS_5,mg,625,8270
Last Update : Fri Jul 22 11:19:45 2005
Response via : Initial Calibration



Form1

ORGANICS SEMIVOLATILE REPORT

Sample Number: AC18807-019
 Client Id: PCSB-32(11.5)
 Data File: 4M05433.D
 Analysis Date: 08/08/05 09:48
 Date Rec/Extracted: 07/28/05-08/07/05

Matrix: Soil
 Initial Vol: 30g
 Final Vol: 1ml
 Dilution: 1
 Solids: 50

Units: mg/Kg

Cas #	Compound	RL	Conc	Cas #	Compound	RL	Conc
120-82-1	1,2,4-Trichlorobenzene	0.018	U	205-99-2	Benzo[b]fluoranthene	0.020	1.1
95-50-1	1,2-Dichlorobenzene	0.030	U	191-24-2	Benzo[g,h,i]perylene	0.013	0.70
122-66-7	1,2-Diphenylhydrazine	0.019	U	207-08-9	Benzo[k]fluoranthene	0.022	0.32
541-73-1	1,3-Dichlorobenzene	0.028	U	111-91-1	bis(2-Chloroethoxy)methan	0.015	U
106-46-7	1,4-Dichlorobenzene	0.034	U	111-44-4	bis(2-Chloroethyl)ether	0.035	U
95-95-4	2,4,5-Trichlorophenol	0.90	U	108-60-1	bis(2-chloroisopropyl)ether	0.022	U
88-06-2	2,4,6-Trichlorophenol	1.6	U	117-81-7	bis(2-Ethylhexyl)phthalate	0.060	U
120-83-2	2,4-Dichlorophenol	0.11	U	85-68-7	Butylbenzylphthalate	0.027	U
105-67-9	2,4-Dimethylphenol	0.092	U	86-74-8	Carbazole	0.020	0.11
51-28-5	2,4-Dinitrophenol	0.45	U	218-01-9	Chrysene	0.014	1.1
121-14-2	2,4-Dinitrotoluene	0.025	U	84-74-2	Di-n-butylphthalate	0.015	0.20
606-20-2	2,6-Dinitrotoluene	0.028	U	117-84-0	Di-n-octylphthalate	0.016	U
91-58-7	2-Chloronaphthalene	0.018	U	53-70-3	Dibenzo[a,h]anthracene	0.023	0.22
95-57-8	2-Chlorophenol	0.14	U	132-64-9	Dibenzofuran	0.085	0.52
91-57-6	2-Methylnaphthalene	0.086	0.60	84-66-2	Diethylphthalate	0.018	U
95-48-7	2-Methylphenol	0.32	U	131-11-3	Dimethylphthalate	0.015	U
88-74-4	2-Nitroaniline	0.047	U	206-44-0	Fluoranthene	0.019	1.7
88-75-5	2-Nitrophenol	0.078	U	86-73-7	Fluorene	0.017	0.60
106-44-5	3&4-Methylphenol	0.35	0.17 J	118-74-1	Hexachlorobenzene	0.031	U
91-94-1	3,3'-Dichlorobenzidine	0.15	U	87-68-3	Hexachlorobutadiene	0.028	U
99-09-2	3-Nitroaniline	0.28	U	77-47-4	Hexachlorocyclopentadiene	0.18	U
534-52-1	4,6-Dinitro-2-methylphenol	0.13	U	67-72-1	Hexachloroethane	0.050	U
101-55-3	4-Bromophenyl-phenylether	0.026	U	193-39-5	Indeno[1,2,3-cd]pyrene	0.0092	0.57
59-50-7	4-Chloro-3-methylphenol	0.17	U	78-59-1	Isophorone	0.021	U
106-47-8	4-Chloroaniline	0.51	U	621-64-7	N-Nitroso-di-n-propylamine	0.032	U
7005-72-3	4-Chlorophenyl-phenylether	0.031	U	62-75-9	N-Nitrosodimethylamine	0.79	U
100-01-6	4-Nitroaniline	0.16	U	86-30-6	n-Nitrosodiphenylamine	0.032	U
100-02-7	4-Nitrophenol	0.12	U	91-20-3	Naphthalene	0.016	1.6
83-32-9	Acenaphthene	0.028	0.35	98-95-3	Nitrobenzene	0.026	U
208-96-8	Acenaphthylene	0.015	0.14	87-86-5	Pentachlorophenol	0.082	U
120-12-7	Anthracene	0.017	0.56	85-01-8	Phenanthrene	0.015	1.1
92-87-5	Benzidine	0.15	U	108-95-2	Phenol	0.10	U
56-55-3	Benzo[a]anthracene	0.012	0.91	129-00-0	Pyrene	0.016	1.5
50-32-8	Benzo[a]pyrene	0.015	0.78				

Worksheet #: 18122

Total Target Concentration 14.85

U - Indicates the compound was analyzed but not detected.
 B - Indicates the analyte was found in the blank as well as in the sample.
 E - Indicates the analyte concentration exceeds the calibration range of the instrument.

R - Retention Time Out
 J - Indicates an estimated value when a compound is detected at less than the specified detection limit.

Data File : G:\GcMsData\2005\Gcms_4\Data\08-08-05\4M05433.D Vial: 9
 Acq On : 8 Aug 2005 9:48 Operator: AHD
 Sample : AC18807-019 Inst : GCMS_4
 Misc : S,BNA Multiplr: 1.00

MS Integration Params: RTEINT.P
 Quant Time: Aug 11 12:19 2005

Quant Results File: 4M_0803.RES

Quant Method : G:\GCMSDATA\2005\GCMS_4\METHODS\4M_0803.M (RTE Integrator)
 Title : @GCMS_4,mg,625,8270
 Last Update : Wed Aug 03 12:10:40 2005
 Response via : Initial Calibration
 DataAcq Meth : 4M_0803

Internal Standards	R.T.	QIon	Response	Conc	Units	Dev(Min)
1) 1,4-Dichlorobenzene-d4	4.89	152	24005	40.00	ng	-0.05
19) Naphthalene-d8	5.90	136	67251	40.00	ng	-0.05
35) Acenaphthene-d10	7.47	164	33967	40.00	ng	-0.06
59) Phenanthrene-d10	9.08	188	50464	40.00	ng	-0.06
72) Chrysene-d12	12.28	240	38325	40.00	ng	-0.06
81) Perylene-d12	14.14	264	30729	40.00	ng	-0.05

System Monitoring Compounds

4) 2-Fluorophenol	3.76	112	94285	139.25	ng	-0.04
Spiked Amount	200.000		Recovery	=	69.63%	
7) Phenol-d5	4.62	99	126106	139.90	ng	-0.04
Spiked Amount	200.000		Recovery	=	69.95%	
20) Nitrobenzene-d5	5.33	128	22837	67.83	ng	-0.05
Spiked Amount	100.000		Recovery	=	67.83%	
40) 2-Fluorobiphenyl	6.83	172	85191	78.27	ng	-0.05
Spiked Amount	100.000		Recovery	=	78.27%	
62) 2,4,6-Tribromophenol	8.30	332	37162	164.53	ng	-0.06
Spiked Amount	200.000		Recovery	=	82.27%	
75) Terphenyl-d14	10.98	244	66518	61.61	ng	-0.05
Spiked Amount	100.000		Recovery	=	61.61%	

Target Compounds

						Qvalue
18) 3&4-Methylphenol	5.23	108	1600	2.49	ng	73
29) Naphthalene	5.92	128	35035	23.71	ng	98
33) 2-Methylnaphthalene	6.50	142	9352	9.05	ng	89
46) Acenaphthylene	7.33	152	3061	2.10	ng	81
49) Acenaphthene	7.50	153	5069	5.30	ng	99
52) Dibenzofuran	7.69	168	9841	7.80	ng	93
55) Fluorene	8.04	166	8330	8.98	ng	99
67) Phenanthrene	9.10	178	20561	16.31	ng	97
68) Anthracene	9.16	178	10720	8.38	ng	94
69) Carbazole	9.35	167	1983	1.69	ng	63
70) Di-n-butylphthalate	9.80	149	5145	2.99	ng	77
71) Fluoranthene	10.50	202	32823	25.03	ng	91
73) Pyrene	10.75	202	32901	22.32	ng	95
78) Benzo[a]anthracene	12.27	228	16418	13.65	ng	94
79) Chrysene	12.31	228	17844	16.61	ng	97
83) Benzo[b]fluoranthene	13.67	252	21874m	17.11	ng	
84) Benzo[k]fluoranthene	13.70	252	5312m	4.80	ng	
85) Benzo[a]pyrene	14.07	252	12350	11.75	ng	88
86) Indeno[1,2,3-cd]pyrene	15.37	276	8171	8.57	ng	90

(#) = qualifier out of range (m) = manual integration

m811

Data File : G:\GcMsData\2005\Gcms_4\Data\08-08-05\4M05433.D Vial: 9
 Acq On : 8 Aug 2005 9:48 Operator: AHD
 Sample : AC18807-019 Inst : GCMS_4
 Misc : S,BNA Multiplr: 1.00
 MS Integration Params: RTEINT.P
 Quant Time: Aug 11 12:19 2005

Quant Results File: 4M_0803.RES

Quant Method : G:\GCMSDATA\2005\GCMS_4\METHODS\4M_0803.M (RTE Integrator)
 Title : @GCMS_4,mg,625,8270
 Last Update : Wed Aug 03 12:10:40 2005
 Response via : Initial Calibration
 DataAcq Meth : 4M_0803

Compound	R.T.	QIon	Response	Conc	Unit	Qvalue
87) Dibenzo[a,h]anthracene	15.39	278	2617	3.35	ng	66
88) Benzo[g,h,i]perylene	15.66	276	8023	10.55	ng	84

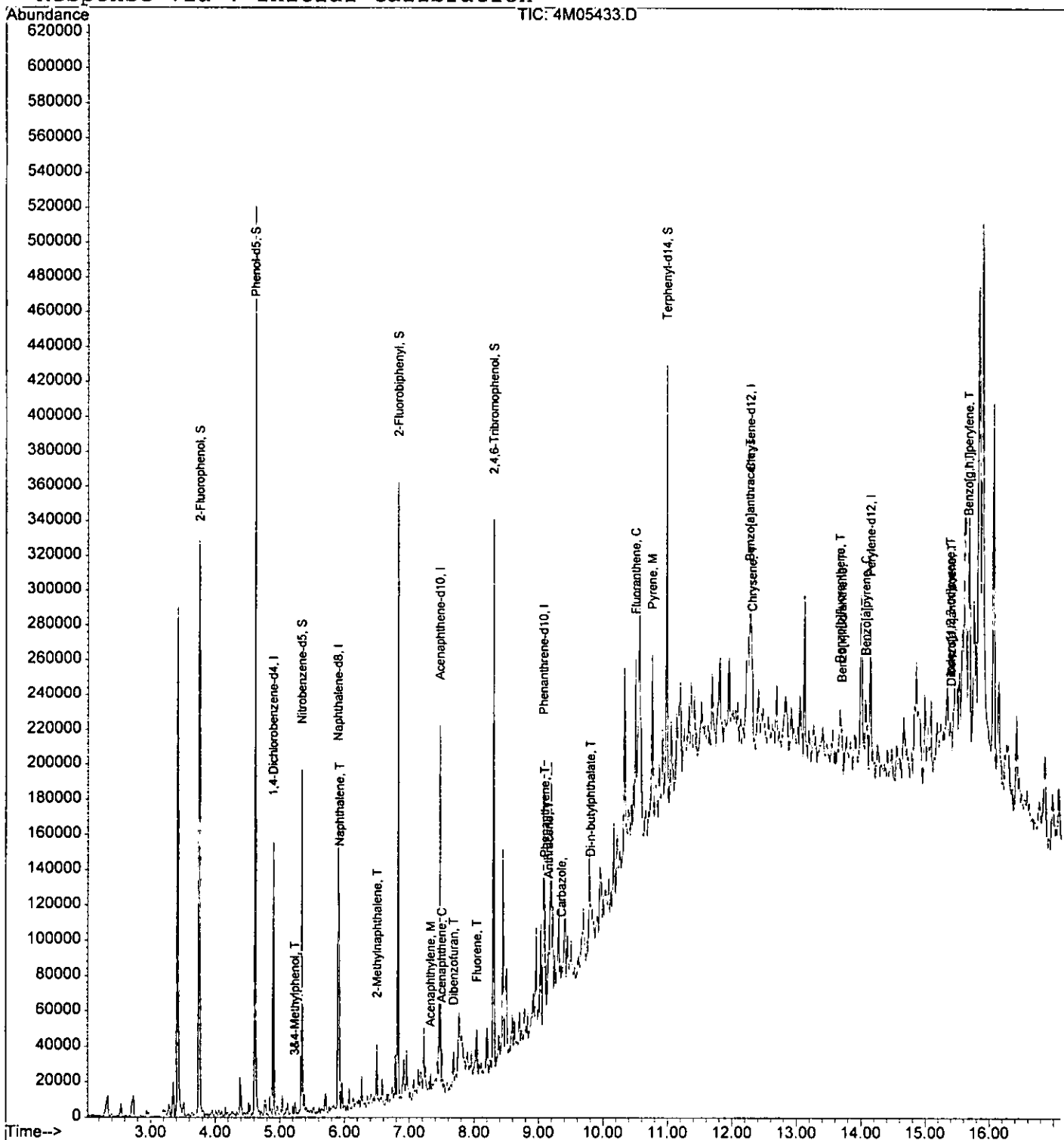
(#) = qualifier out of range (m) = manual integration

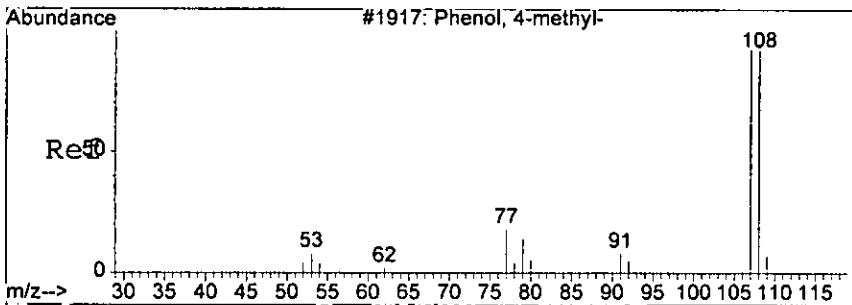
Quantitation Report

Data File : G:\GcMsData\2005\Gcms_4\Data\08-08-05\4M05433.D Vial: 9
Acq On : 8 Aug 2005 9:48 Operator: AHD
Sample : AC18807-019 Inst : GCMS_4
Misc : S,BNA Multiplr: 1.00
MS Integration Params: RTEINT.P
Quant Time: Aug 11 12:19 2005

Quant Results File: 4M_0803.RES

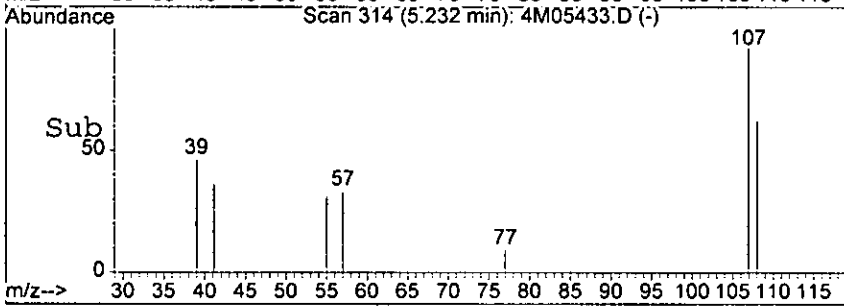
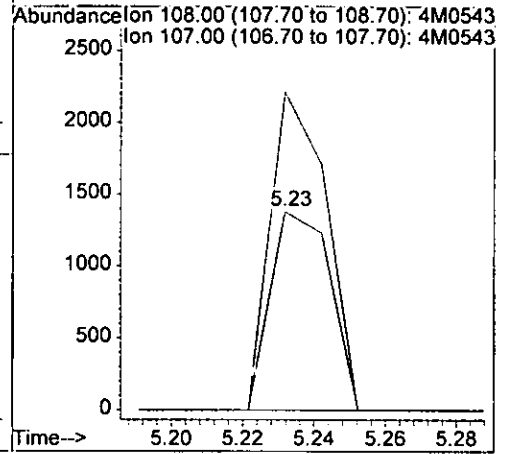
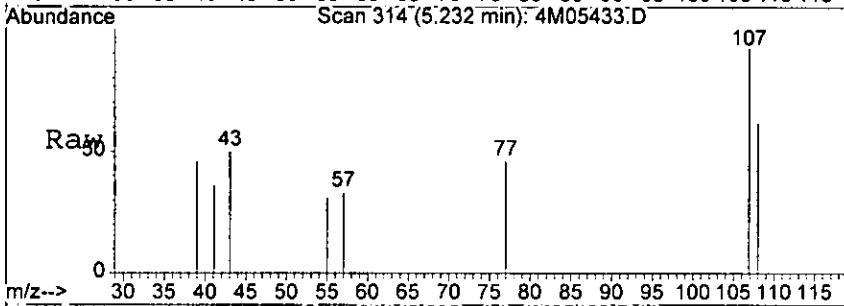
Method : G:\GCMSDATA\2005\GCMS_4\METHODS\4M_0803.M (RTE Integrator)
Title : @GCMS_4,mg,625,8270
Last Update : Wed Aug 03 12:10:40 2005
Response via : Initial Calibration



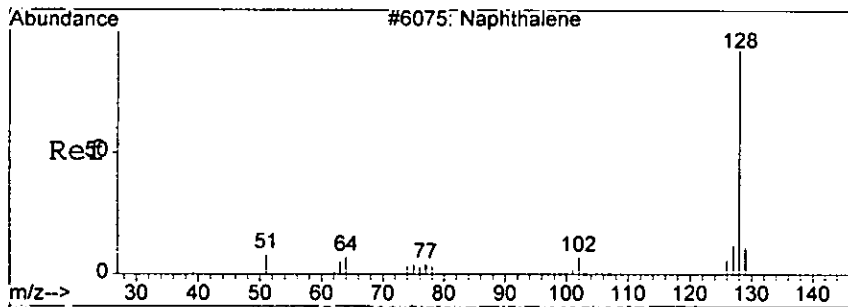


#18
 3&4-Methylphenol
 Concen: 2.49 ng
 RT: 5.23 min Scan# 314
 Delta R.T. -0.04 min
 Lab File: 4M05433.D
 Acq: 8 Aug 2005 9:48

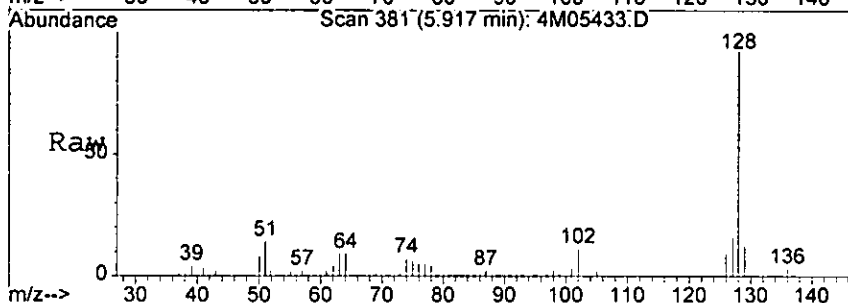
Tgt Ion: 108 Resp: 1600
 Ion Ratio Lower Upper
 108 100
 107 160.6 88.9 168.9



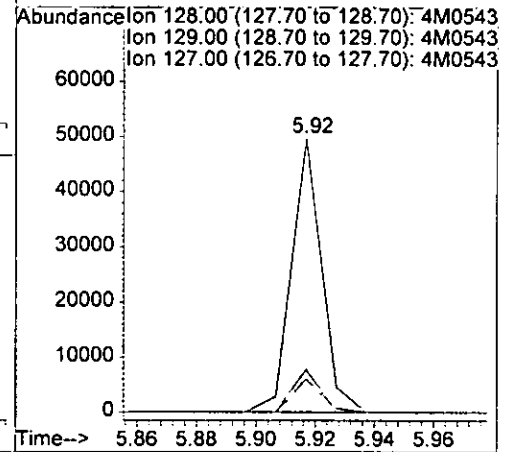
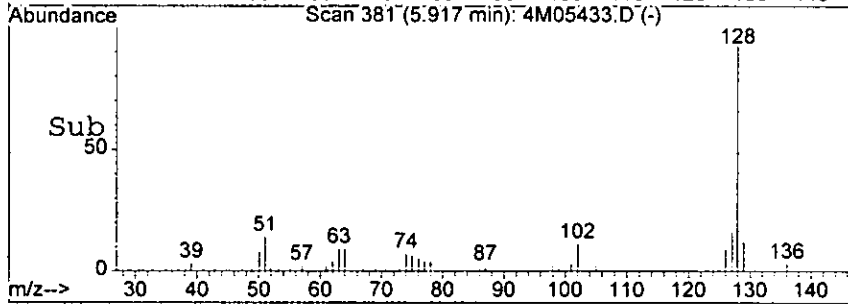
handwritten signature



#29
Naphthalene
Concen: 23.71 ng
RT: 5.92 min Scan# 381
Delta R.T. -0.05 min
Lab File: 4M05433.D
Acq: 8 Aug 2005 9:48

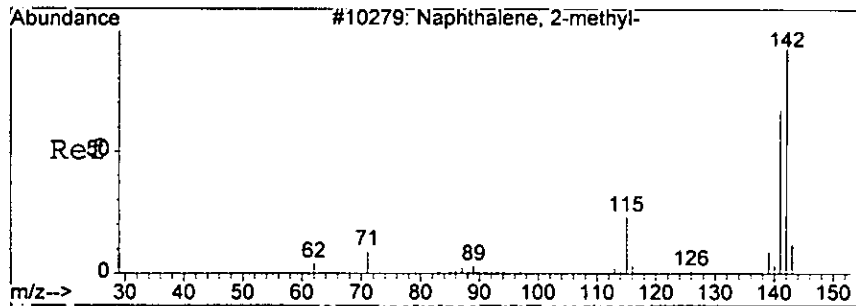


Tgt Ion	128	129	127
Resp:	35035	12.1	15.7
Lower	100	0.0	0.0
Upper	100	51.8	57.0



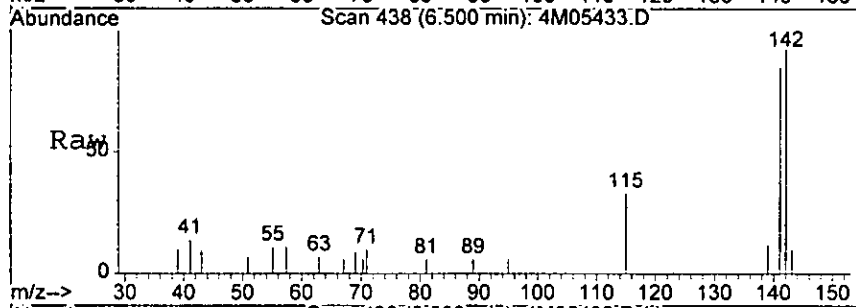
handwritten signature

9785

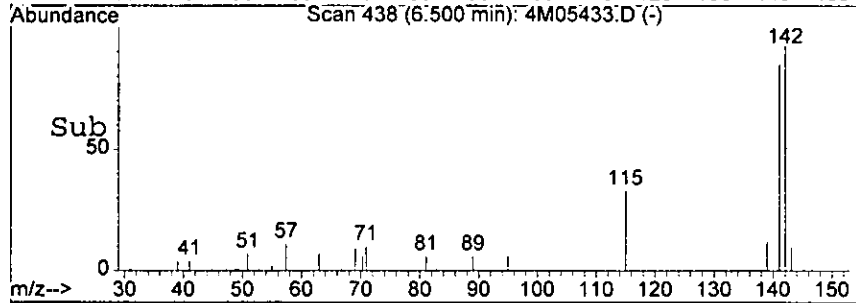
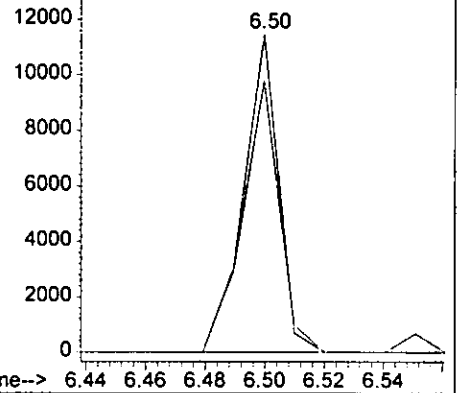


#33
 2-Methylnaphthalene
 Concen: 9.05 ng
 RT: 6.50 min Scan# 438
 Delta R.T. -0.05 min
 Lab File: 4M05433.D
 Acq: 8 Aug 2005 9:48

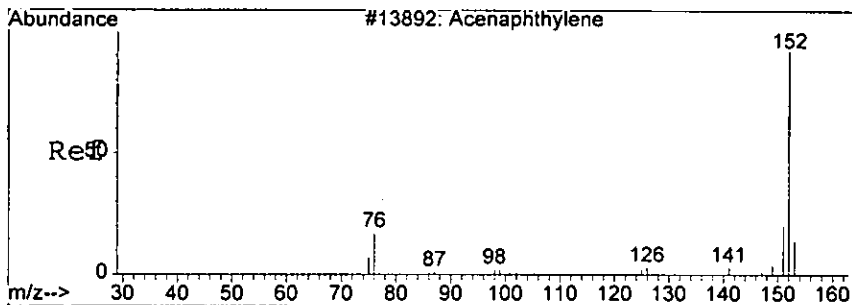
Tgt Ion: 142 Resp: 9352
 Ion Ratio Lower Upper
 142 100
 141 85.4 55.7 135.7



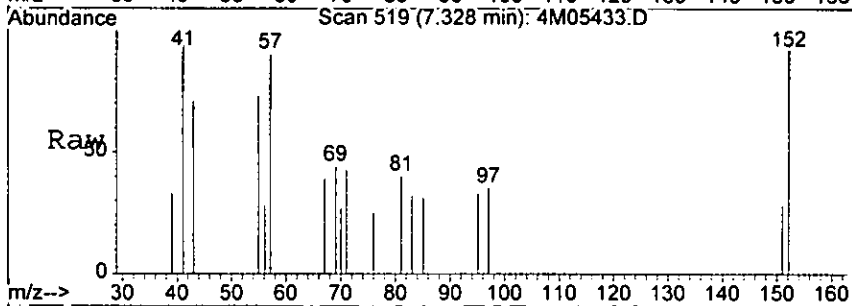
Abundance Ion 142.00 (141.70 to 142.70): 4M0543
 Ion 141.00 (140.70 to 141.70): 4M0543



1.812

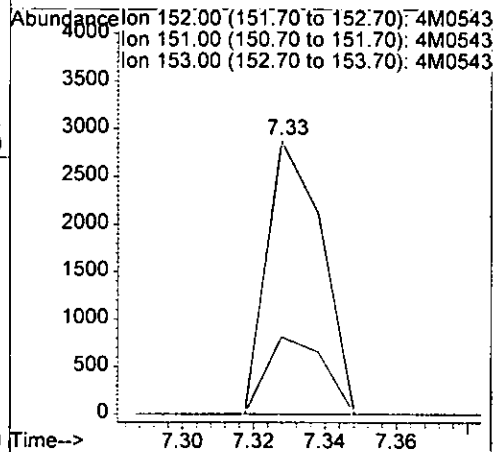
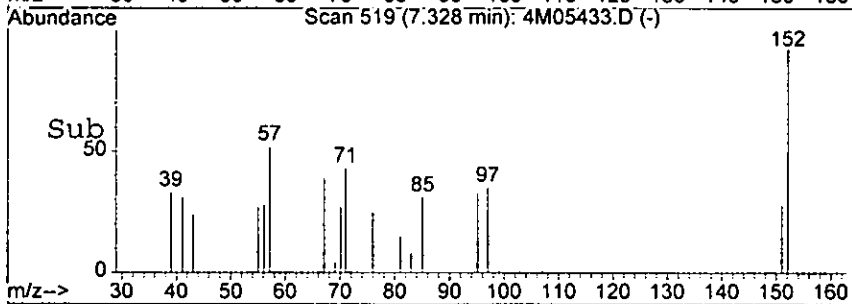


#46
 Acenaphthylene
 Concen: 2.10 ng
 RT: 7.33 min Scan# 519
 Delta R.T. -0.06 min
 Lab File: 4M05433.D
 Acq: 8 Aug 2005 9:48

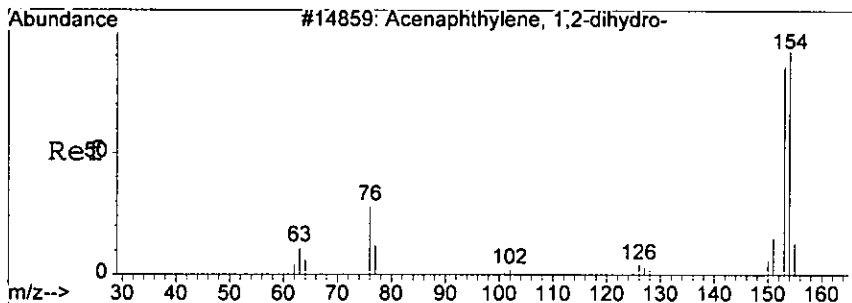


Tgt Ion: 152 Resp: 3061

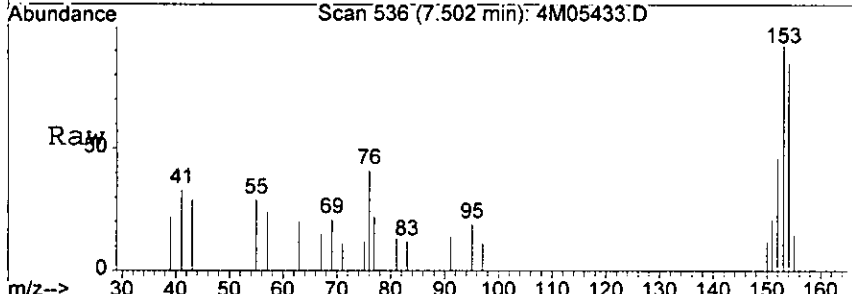
Ion	Ratio	Lower	Upper
152	100		
151	28.3	0.0	63.6
153	0.0	0.0	53.8



handwritten signature

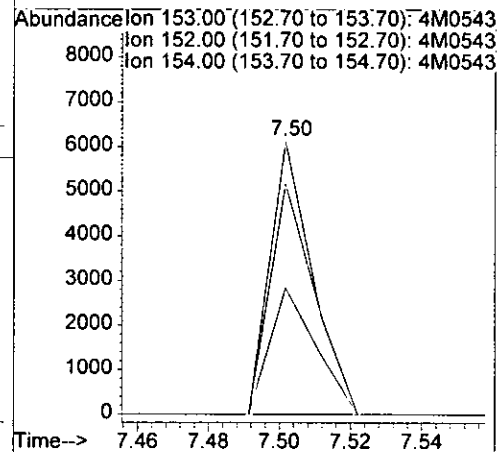
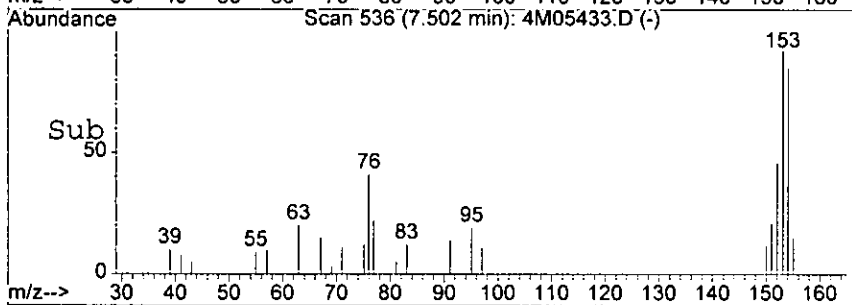


#49
 Acenaphthene
 Concen: 5.30 ng
 RT: 7.50 min Scan# 536
 Delta R.T. -0.06 min
 Lab File: 4M05433.D
 Acq: 8 Aug 2005 9:48



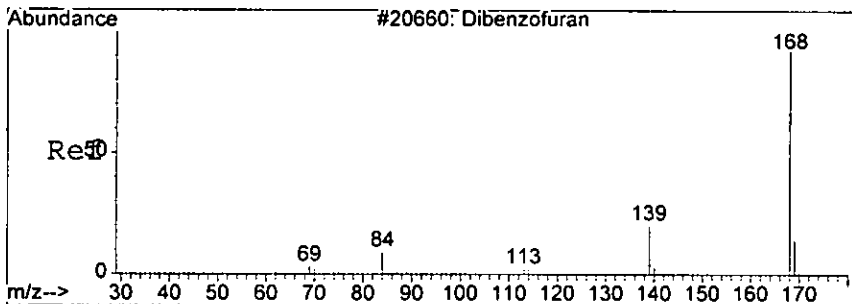
Tgt Ion: 153 Resp: 5069

Ion	Ratio	Lower	Upper
153	100		
152	46.4	8.3	88.3
154	84.5	45.1	125.1



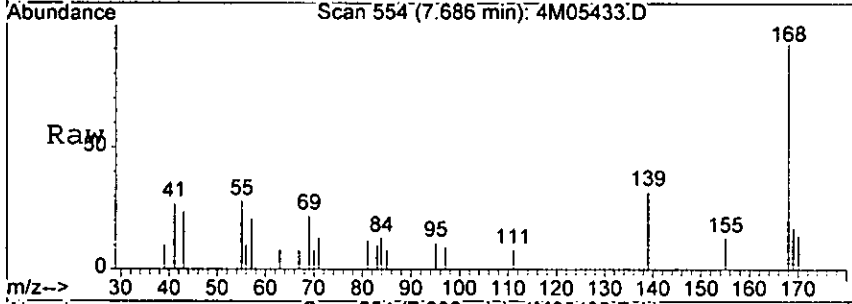
handwritten signature

000000

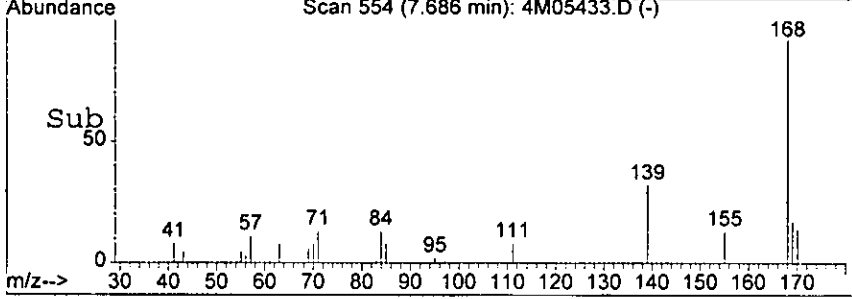
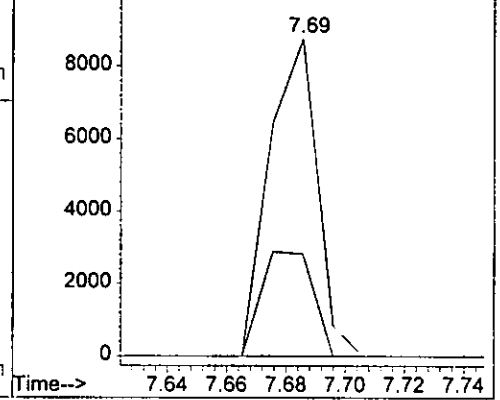


#52
 Dibenzofuran
 Concen: 7.80 ng
 RT: 7.69 min Scan# 554
 Delta R.T. -0.05 min
 Lab File: 4M05433.D
 Acq: 8 Aug 2005 9:48

Tgt Ion:168 Resp: 9841
 Ion Ratio Lower Upper
 168 100
 139 32.2 6.0 66.0

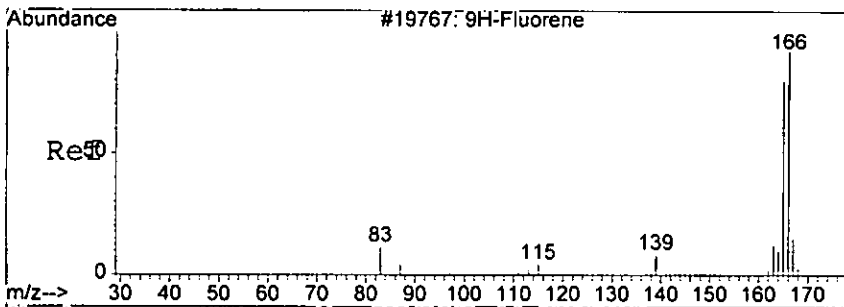


Abundance Ion 168.00 (167.70 to 168.70): 4M0543
 Ion 139.00 (138.70 to 139.70): 4M0543



Handwritten signature

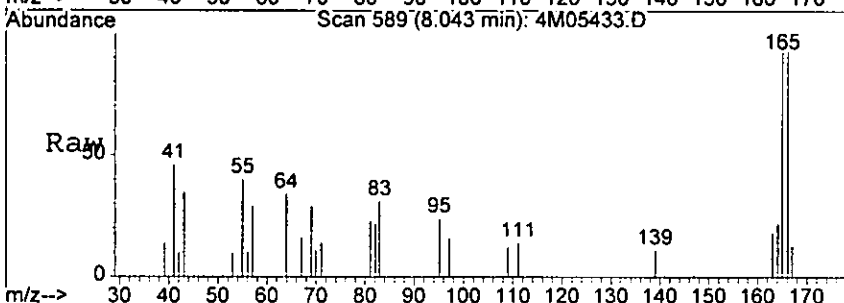
8528



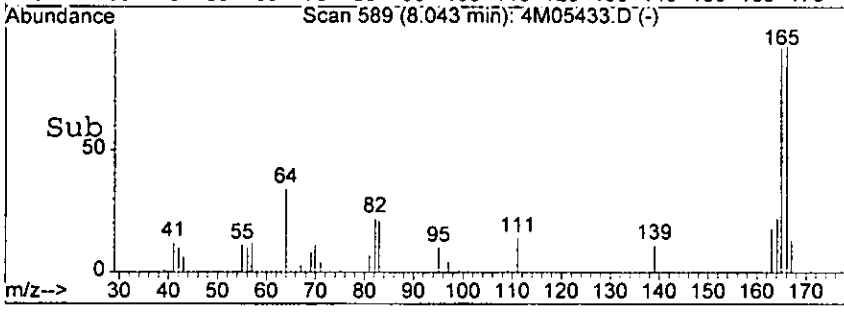
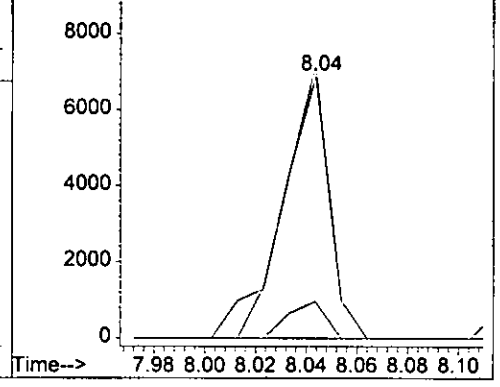
#55
 Fluorene
 Concen: 8.98 ng
 RT: 8.04 min Scan# 589
 Delta R.T. -0.05 min
 Lab File: 4M05433.D
 Acq: 8 Aug 2005 9:48

Tgt Ion: 166 Resp: 8330

Ion	Ratio	Lower	Upper
166	100		
165	104.4	63.3	143.3
167	14.0	0.0	54.6

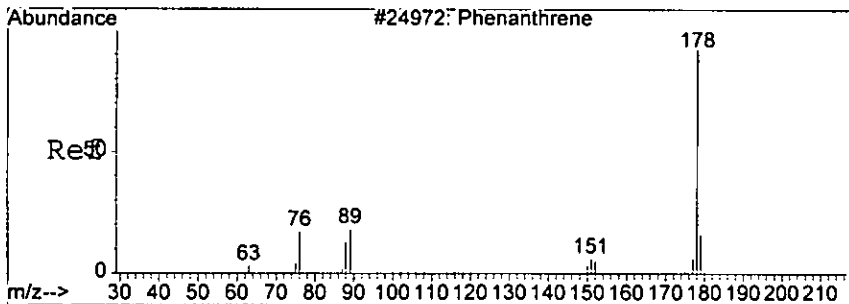


Abundance Ion 166.00 (165.70 to 166.70): 4M0543
 Ion 165.00 (164.70 to 165.70): 4M0543
 Ion 167.00 (166.70 to 167.70): 4M0543



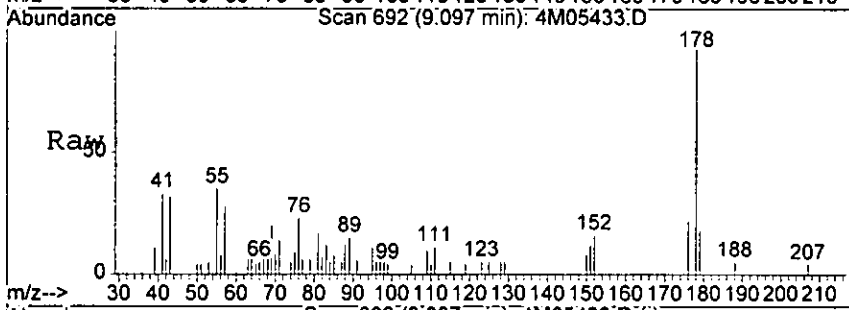
Handwritten signature

9794

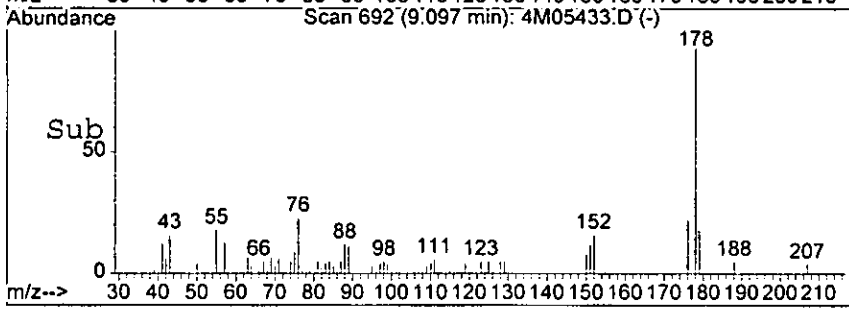
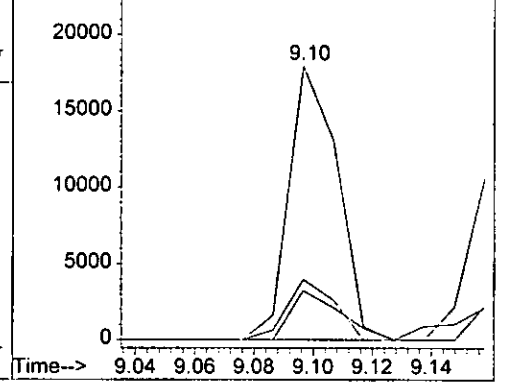


#67
 Phenanthrene
 Concen: 16.31 ng
 RT: 9.10 min Scan# 692
 Delta R.T. -0.06 min
 Lab File: 4M05433.D
 Acq: 8 Aug 2005 9:48

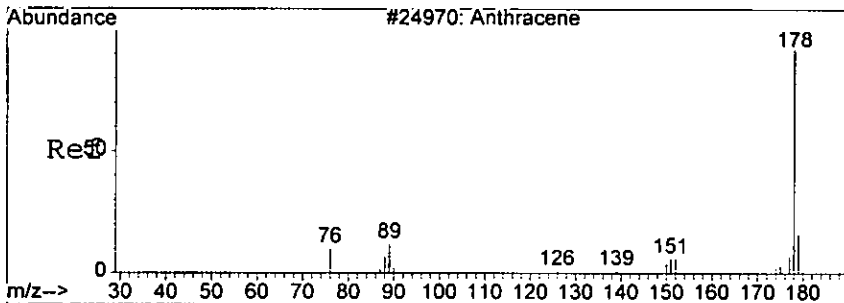
Tgt Ion	Resp	Lower	Upper
178	20561	100	100
179	18.1	0.0	56.6
176	22.1	0.0	60.5



Abundance Ion 178.00 (177.70 to 178.70): 4M0543
 Ion 179.00 (178.70 to 179.70): 4M0543
 Ion 176.00 (175.70 to 176.70): 4M0543



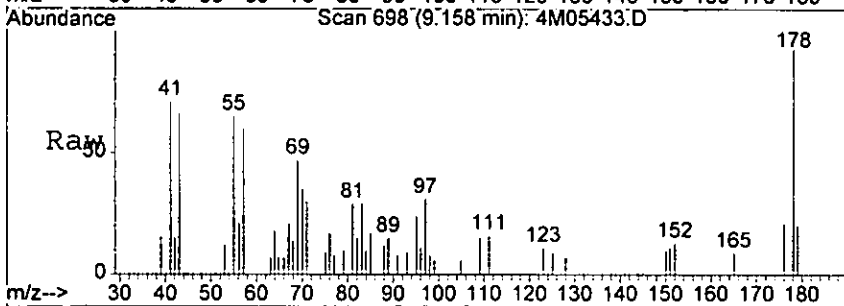
Handwritten signature



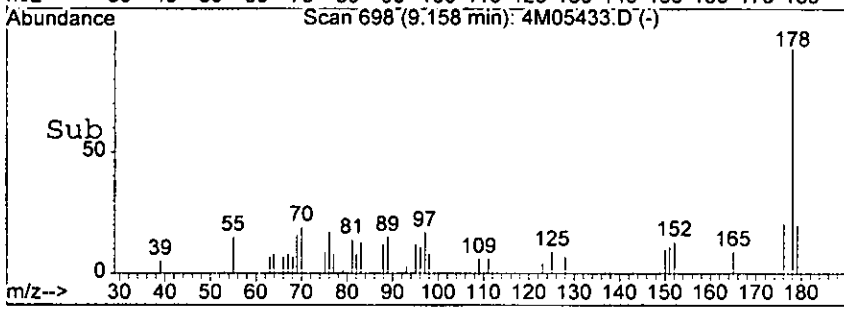
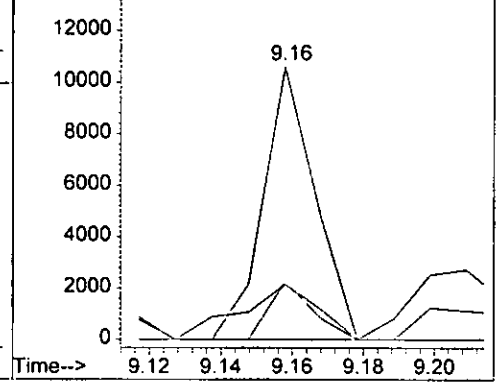
#68
 Anthracene
 Concen: 8.38 ng
 RT: 9.16 min Scan# 698
 Delta R.T. -0.06 min
 Lab File: 4M05433.D
 Acq: 8 Aug 2005 9:48

9792

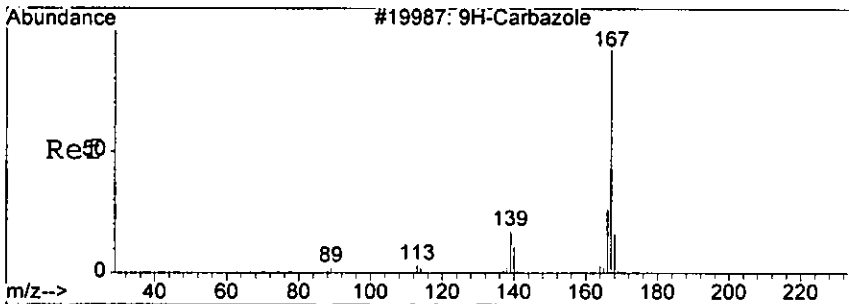
Tgt Ion	Ratio	Lower	Upper
178	100		
179	12.5	0.0	56.6
176	21.2	0.0	60.2



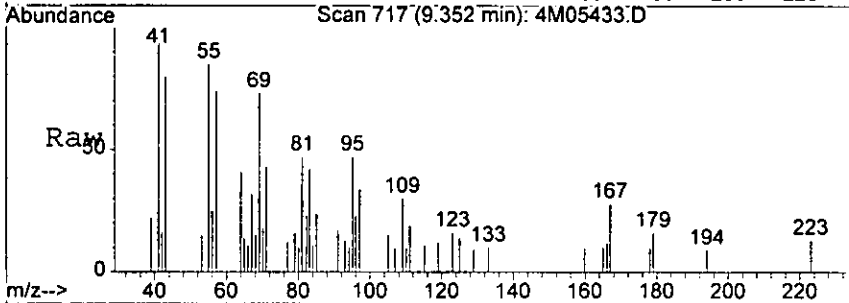
Abundance Ion 178.00 (177.70 to 178.70): 4M0543
 Ion 179.00 (178.70 to 179.70): 4M0543
 Ion 176.00 (175.70 to 176.70): 4M0543



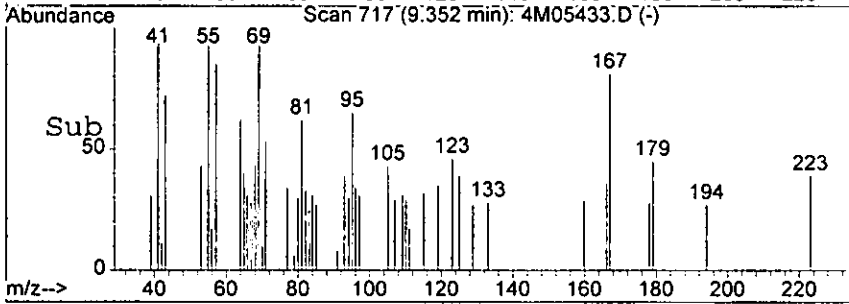
Handwritten signature



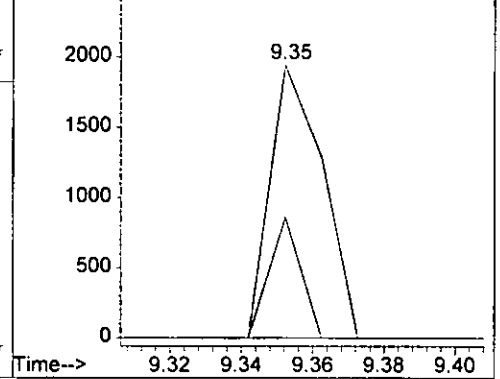
#69
 Carbazole
 Concen: 1.69 ng
 RT: 9.35 min Scan# 717
 Delta R.T. -0.06 min
 Lab File: 4M05433.D
 Acq: 8 Aug 2005 9:48



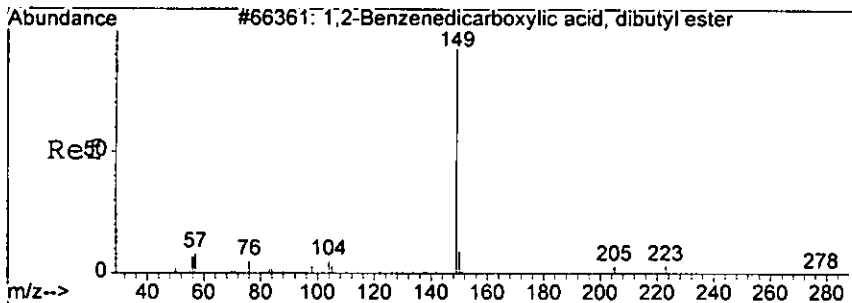
Tgt Ion:	167	Resp:	1983
Ion Ratio	Lower	Upper	
167	100		
166	44.4	4.9	44.9
139	0.0	0.0	33.9



Abundance Ion 167.10 (166.80 to 167.80): 4M0543
 Ion 166.20 (165.90 to 166.90): 4M0543
 Ion 139.05 (138.75 to 139.75): 4M0543

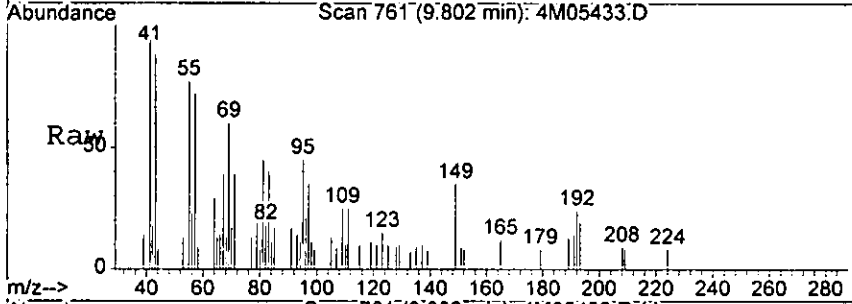


hnr

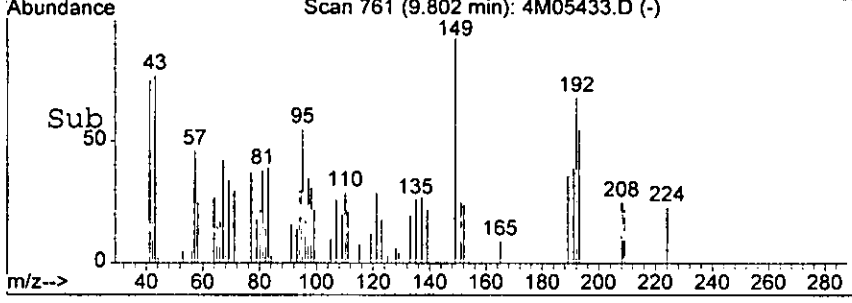
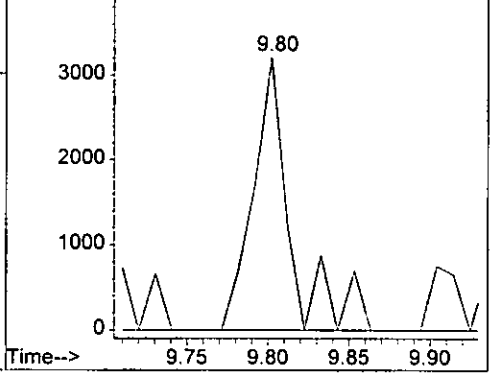


#70
 Di-n-butylphthalate
 Concen: 2.99 ng
 RT: 9.80 min Scan# 761
 Delta R.T. -0.06 min
 Lab File: 4M05433.D
 Acq: 8 Aug 2005 9:48

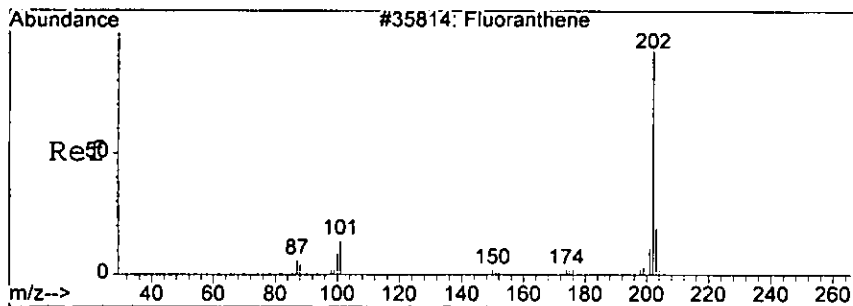
Tgt Ion	Ratio	Lower	Upper
149	100		
150	0.0	0.0	49.8
104	0.0	0.0	44.6



Abundance Ion 149.00 (148.70 to 149.70): 4M0543
 Ion 150.00 (149.70 to 150.70): 4M0543
 Ion 104.00 (103.70 to 104.70): 4M0543

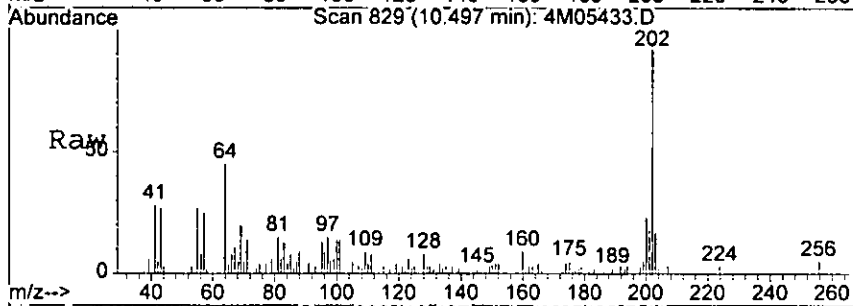


Handwritten signature

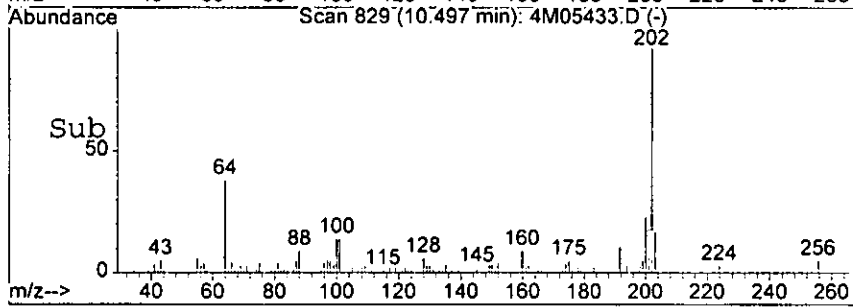
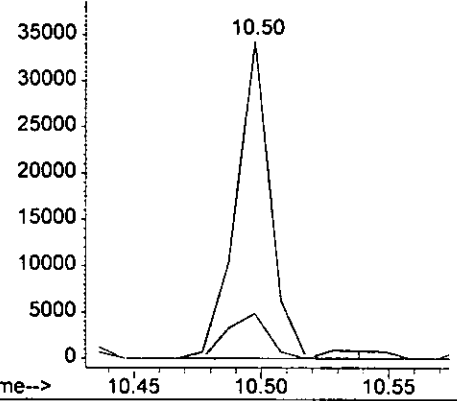


#71
 Fluoranthene
 Concen: 25.03 ng
 RT: 10.50 min Scan# 829
 Delta R.T. -0.05 min
 Lab File: 4M05433.D
 Acq: 8 Aug 2005 9:48

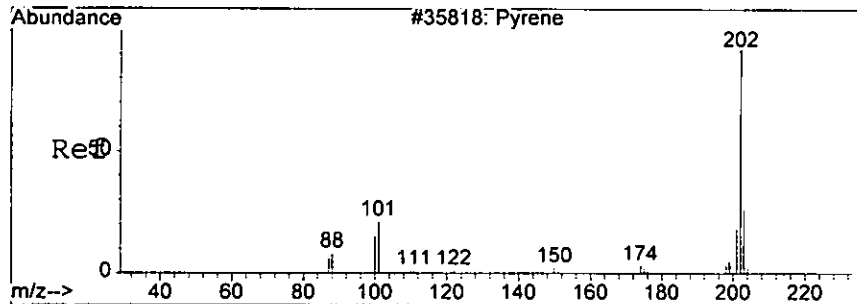
Tgt Ion	Resp	Lower	Upper
202	32823	100	100
101	14.2	0.0	58.3



Abundance Ion 202.00 (201.70 to 202.70): 4M0543
 40000 Ion 101.00 (100.70 to 101.70): 4M0543

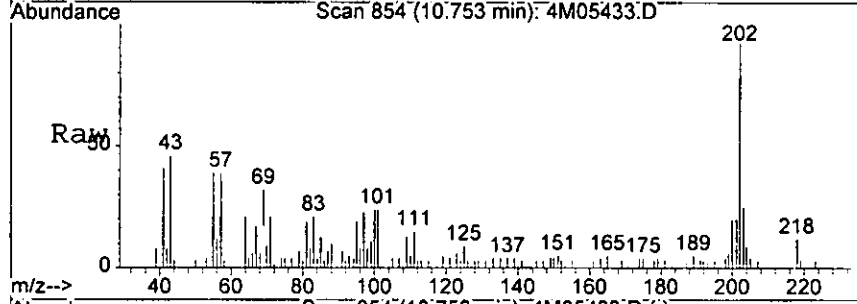


Handwritten signature

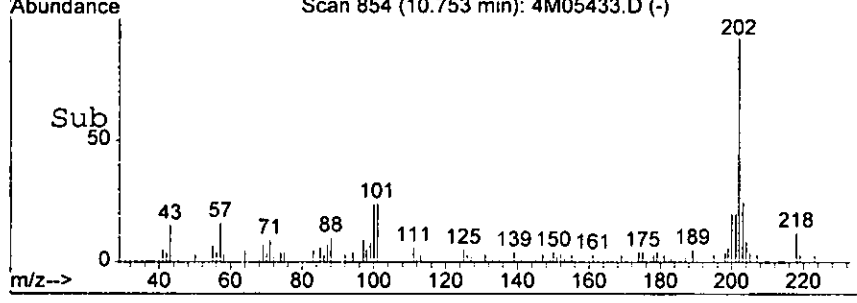
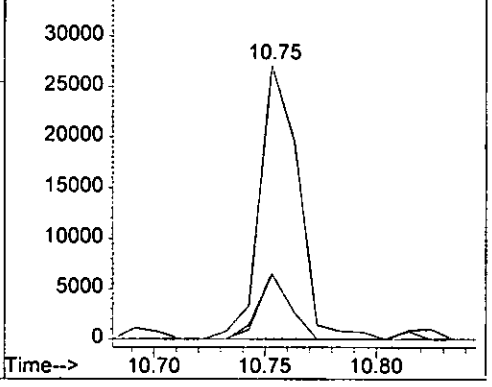


#73
 Pyrene
 Concen: 22.32 ng
 RT: 10.75 min Scan# 854
 Delta R.T. -0.06 min
 Lab File: 4M05433.D
 Acq: 8 Aug 2005 9:48

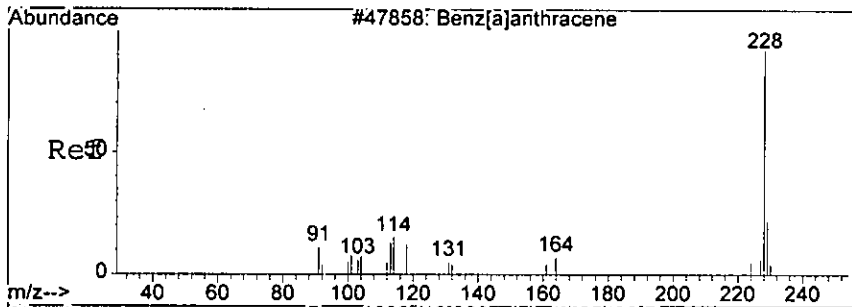
Tgt Ion	Ratio	Lower	Upper
202	100		
101	24.2	0.0	62.7
100	24.0	0.0	60.5



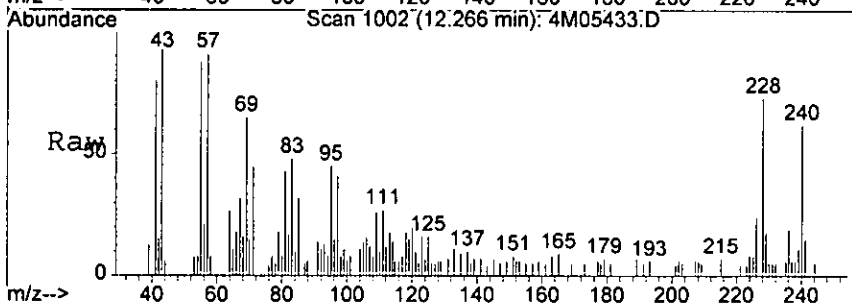
Abundance Ion 202.00 (201.70 to 202.70): 4M0543
 Ion 101.00 (100.70 to 101.70): 4M0543
 Ion 100.00 (99.70 to 100.70): 4M05433



Handwritten signature

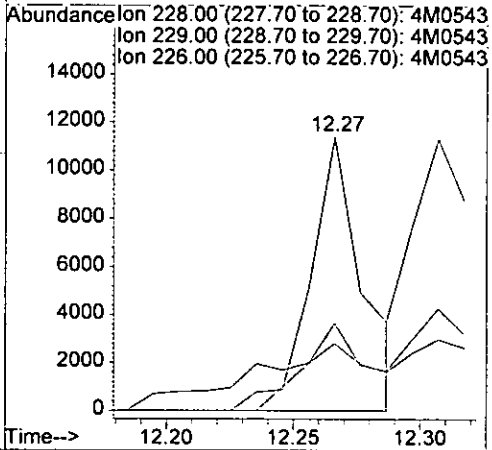
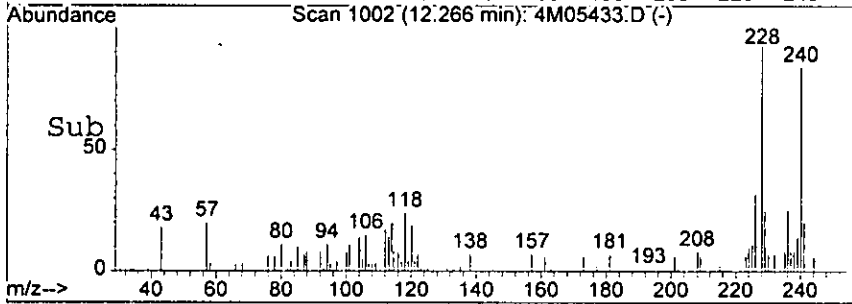


#78
 Benzo[a]anthracene
 Concen: 13.65 ng
 RT: 12.27 min Scan# 1002
 Delta R.T. -0.06 min
 Lab File: 4M05433.D
 Acq: 8 Aug 2005 9:48

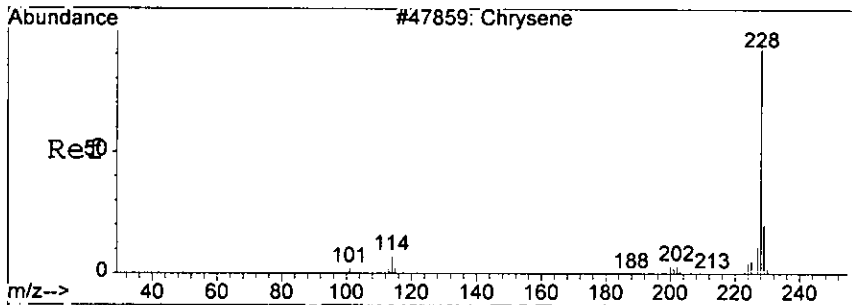


Tgt Ion: 228 Resp: 16418

Ion	Ratio	Lower	Upper
228	100		
229	17.5	0.0	60.5
226	32.1	0.0	69.0

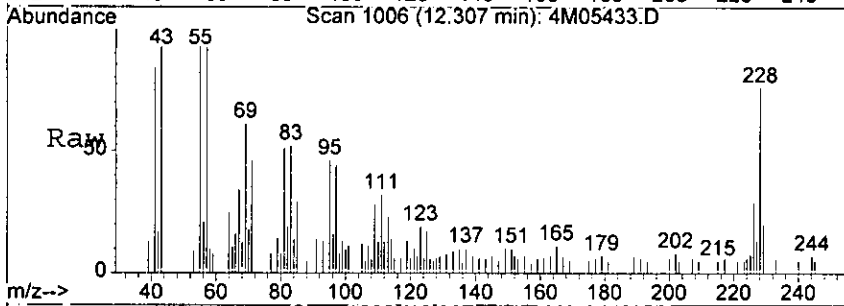


han

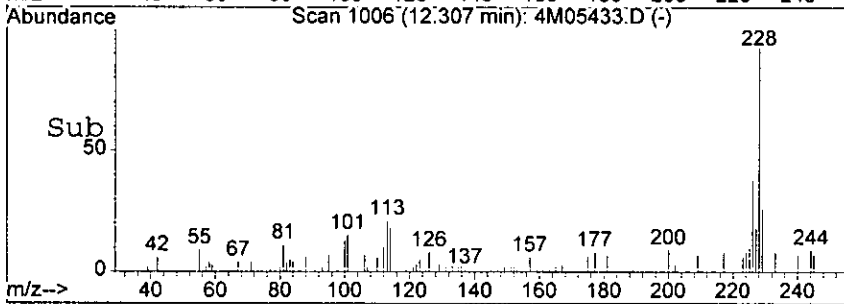
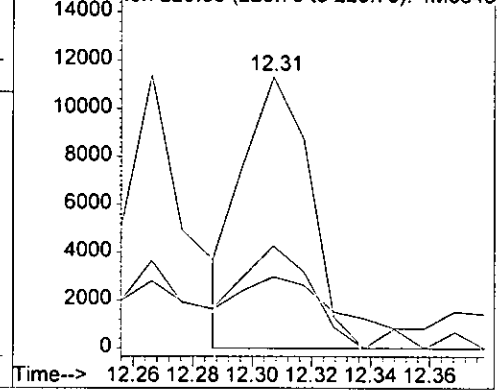


#79
 Chrysene
 Concen: 16.61 ng
 RT: 12.31 min Scan# 1006
 Delta R.T. -0.06 min
 Lab File: 4M05433.D
 Acq: 8 Aug 2005 9:48

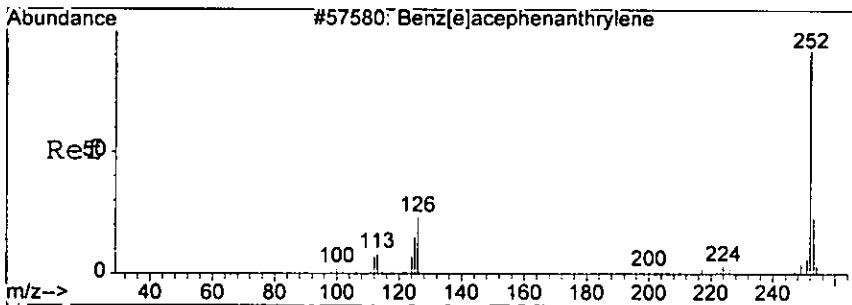
Tgt Ion	228	226	229	Resp	17844	30.6	18.9	Lower	12.0	Upper	52.0	61.1
Ion Ratio	100											



Abundance Ion 228.00 (227.70 to 228.70): 4M0543
 Ion 226.00 (225.70 to 226.70): 4M0543
 Ion 229.00 (228.70 to 229.70): 4M0543



Low

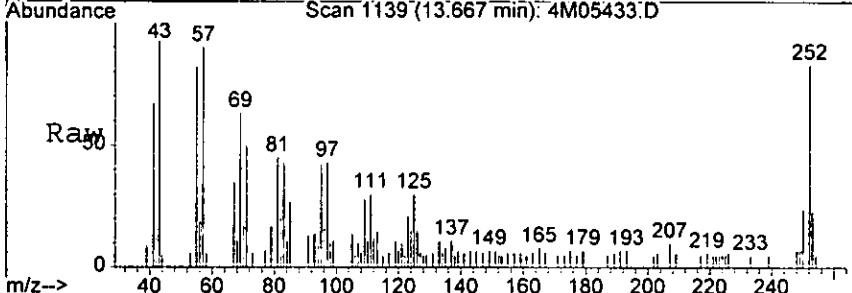


#83
 Benzo [b] fluoranthene
 Concen: 17.11 ng m
 RT: 13.67 min Scan# 1139
 Delta R.T. -0.05 min
 Lab File: 4M05433.D
 Acq: 8 Aug 2005 9:48

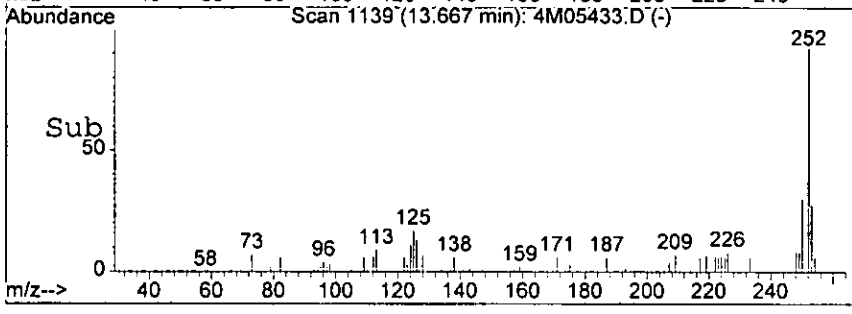
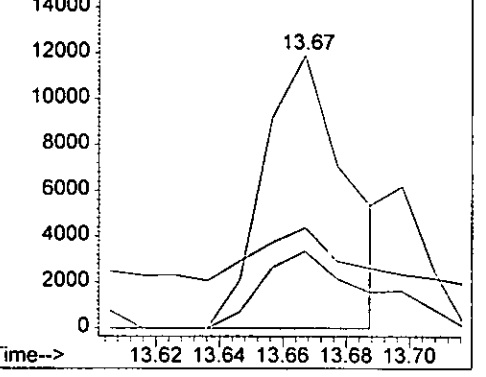
6625

Tgt Ion: 252 Resp: 21874

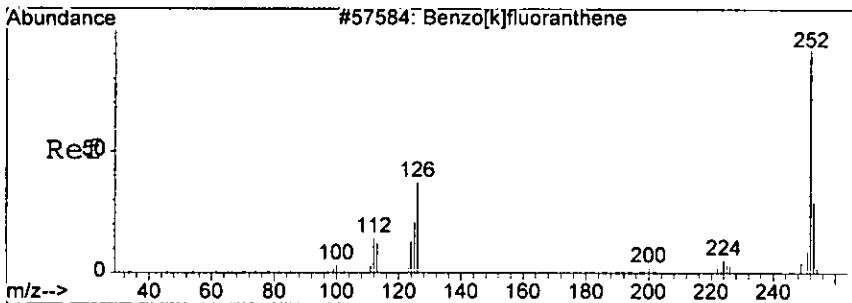
Ion	Ratio	Lower	Upper
252	100		
253	28.2	0.0	63.3
125	36.7	0.0	57.6



Abundance Ion 252.00 (251.70 to 252.70): 4M0543
 16000 Ion 253.00 (252.70 to 253.70): 4M0543
 ion 125.00 (124.70 to 125.70): 4M0543

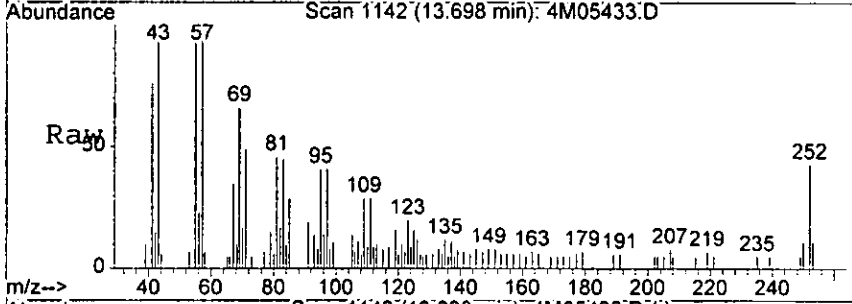


Handwritten signature

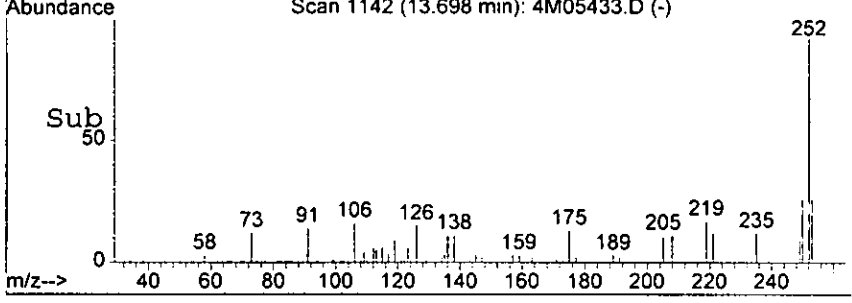
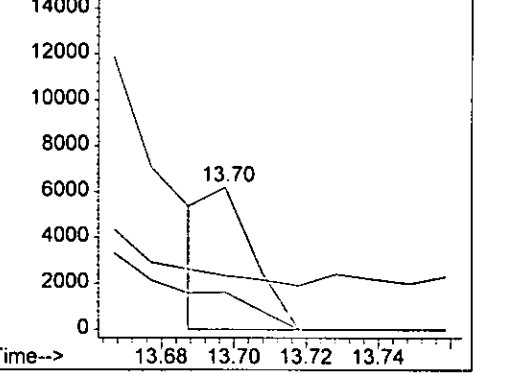


#84
 Benzo[k]fluoranthene
 Concen: 4.80 ng m
 RT: 13.70 min Scan# 1142
 Delta R.T. -0.05 min
 Lab File: 4M05433.D
 Acq: 8 Aug 2005 9:48

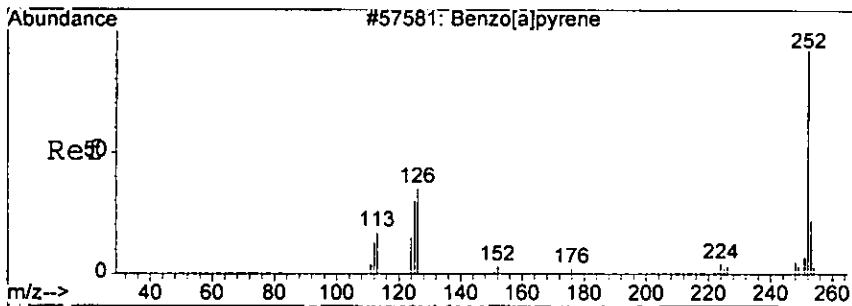
Tgt Ion	252	Resp	5312
Ion Ratio	100	Lower	Upper
252	100		
253	26.2	0.0	63.5
125	37.8	0.0	53.8



Abundance Ion 252.00 (251.70 to 252.70): 4M0543
 16000 Ion 253.00 (252.70 to 253.70): 4M0543
 Ion 125.00 (124.70 to 125.70): 4M0543



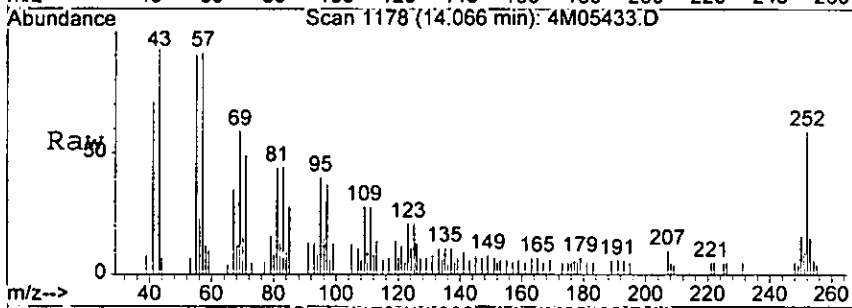
1287



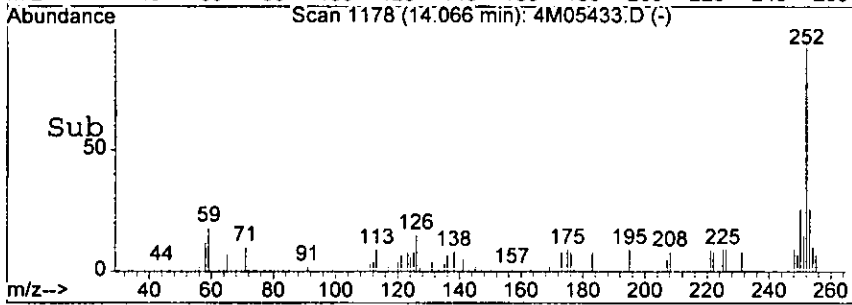
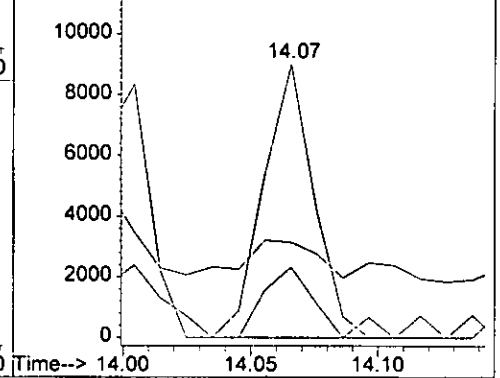
#85
 Benzo[a]pyrene
 Concen: 11.75 ng
 RT: 14.07 min Scan# 1178
 Delta R.T. -0.05 min
 Lab File: 4M05433.D
 Acq: 8 Aug 2005 9:48

1178

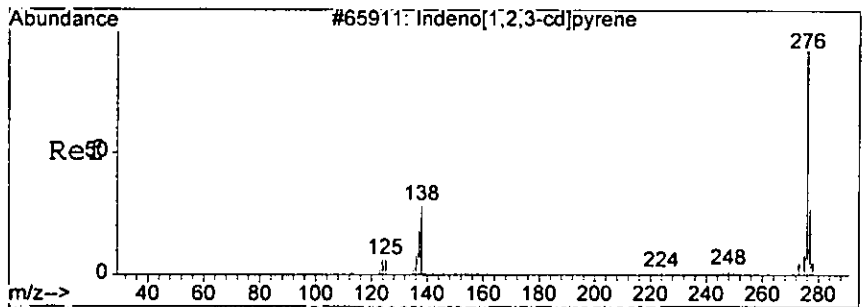
Tgt Ion	252	253	125	Resp	12350	Lower	Upper
Ion Ratio	100	25.7	9.0				
						0.0	62.9
						0.0	57.6



Abundance Ion 252.00 (251.70 to 252.70): 4M0543
 Ion 253.00 (252.70 to 253.70): 4M0543
 Ion 125.00 (124.70 to 125.70): 4M0543

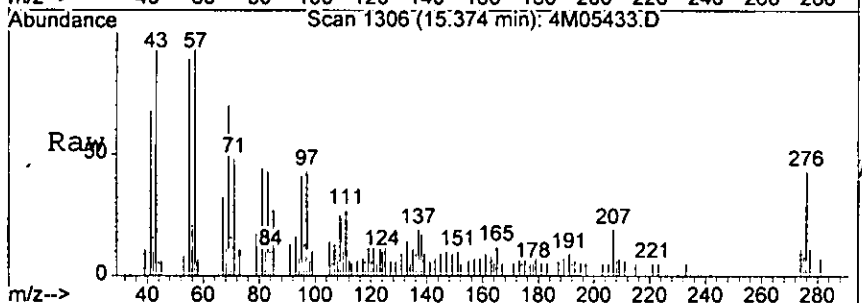


Ken

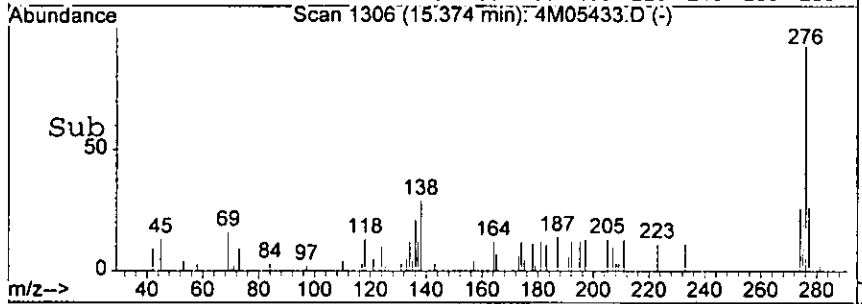
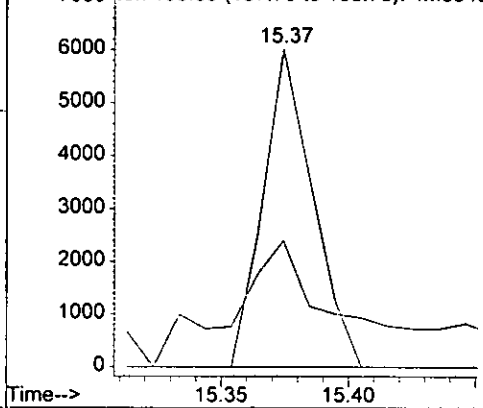


#86
 Indeno[1,2,3-cd]pyrene
 Concen: 8.57 ng
 RT: 15.37 min Scan# 1306
 Delta R.T. -0.05 min
 Lab File: 4M05433.D
 Acq: 8 Aug 2005 9:48

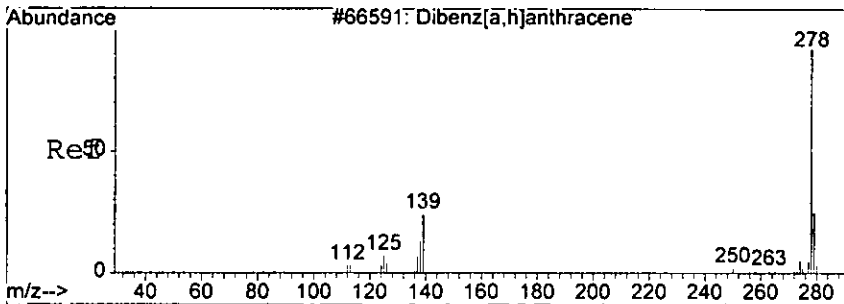
Tgt Ion: 276 Resp: 8171
 Ion Ratio Lower Upper
 276 100
 138 27.8 0.0 73.4



Abundance Ion 276.00 (275.70 to 276.70): 4M0543
 7000 Ion 138.00 (137.70 to 138.70): 4M0543



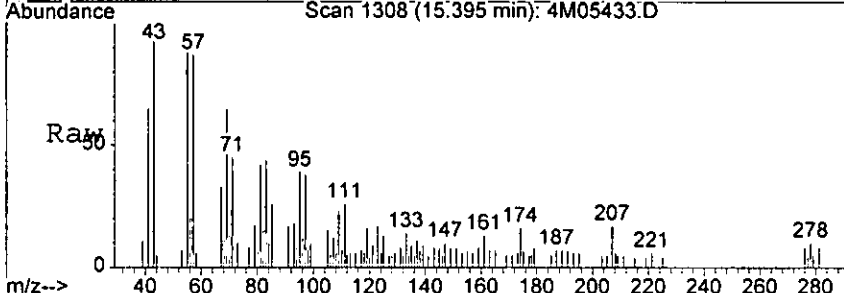
LA



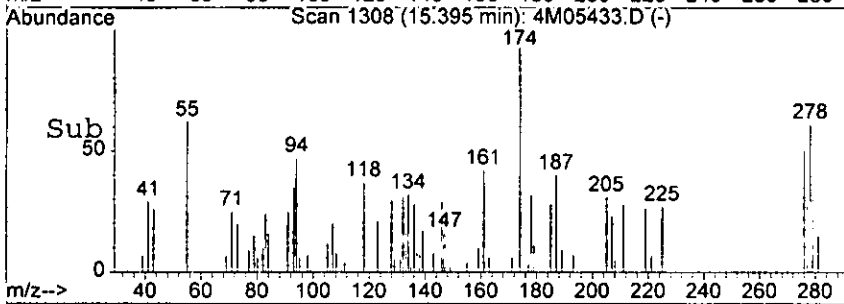
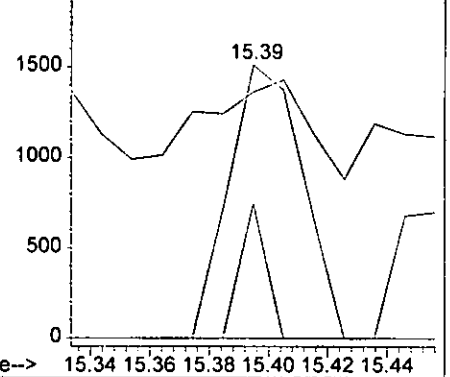
#87
 Dibenzo[a,h]anthracene
 Concen: 3.35 ng
 RT: 15.39 min Scan# 1308
 Delta R.T. -0.06 min
 Lab File: 4M05433.D
 Acq: 8 Aug 2005 9:48

0003

Tgt Ion	Ratio	Lower	Upper
278	100		
139	31.9	0.0	63.8
279	49.4	0.0	64.0

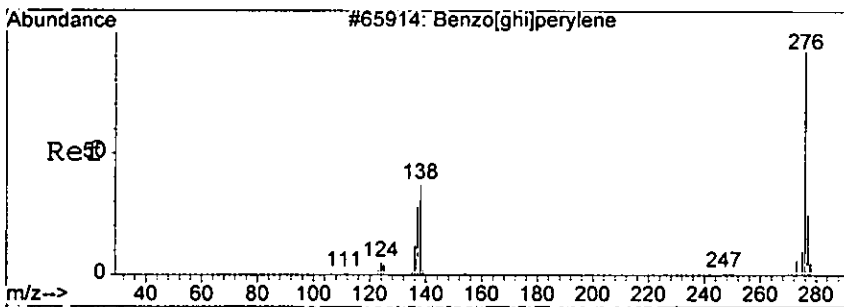


Abundance Ion 278.00 (277.70 to 278.70): 4M0543
 Ion 139.00 (138.70 to 139.70): 4M0543
 Ion 279.00 (278.70 to 279.70): 4M0543



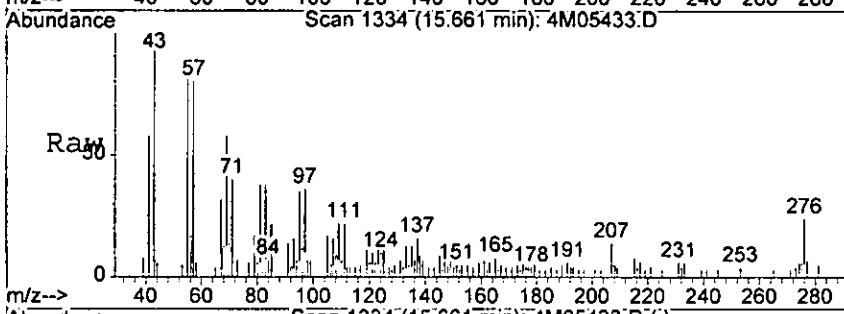
Handwritten signature

75866

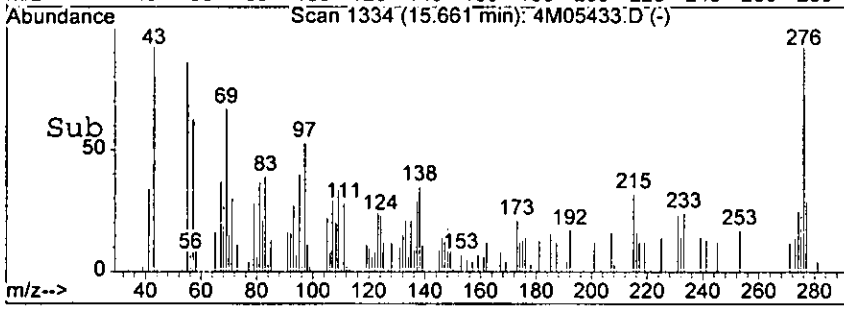
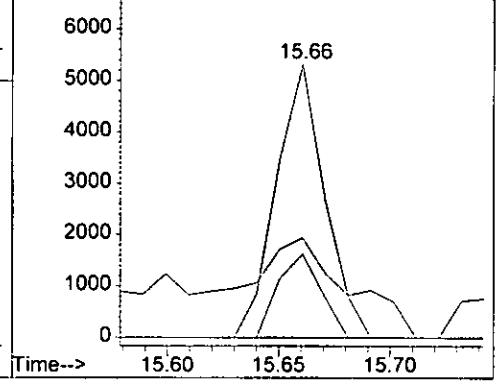


#88
 Benzo[g,h,i]perylene
 Concen: 10.55 ng
 RT: 15.66 min Scan# 1334
 Delta R.T. -0.05 min
 Lab File: 4M05433.D
 Acq: 8 Aug 2005 9:48

Tgt Ion	Ratio	Lower	Upper
276	100		
138	23.3	0.0	74.1
277	30.7	0.0	65.0



Abundance Ion 276.00 (275.70 to 276.70): 4M0543
 Ion 138.00 (137.70 to 138.70): 4M0543
 Ion 277.00 (276.70 to 277.70): 4M0543



Handwritten signature/initials

Form1

ORGANICS SEMIVOLATILE REPORT

Sample Number: AC18807-020
 Client Id: PCSB-33(0.5)
 Data File: 5M09851.D
 Analysis Date: 08/08/05 15:33
 Date Rec/Extracted: 07/28/05-08/07/05

Matrix: Soil
 Initial Vol: 30g
 Final Vol: 1ml
 Dilution: 1
 Solids: 80

Units: mg/Kg

Cas #	Compound	RL	Conc	Cas #	Compound	RL	Conc
120-82-1	1,2,4-Trichlorobenzene	0.0073	U	205-99-2	Benzo[b]fluoranthene	0.012	0.45
95-50-1	1,2-Dichlorobenzene	0.017	U	191-24-2	Benzo[g,h,i]perylene	0.0060	0.23
122-66-7	1,2-Diphenylhydrazine	0.014	U	207-08-9	Benzo[k]fluoranthene	0.015	0.12
541-73-1	1,3-Dichlorobenzene	0.012	U	111-91-1	bis(2-Chloroethoxy)methan	0.0097	U
106-46-7	1,4-Dichlorobenzene	0.0073	U	111-44-4	bis(2-Chloroethyl)ether	0.019	U
95-95-4	2,4,5-Trichlorophenol	0.065	U	108-60-1	bis(2-chloroisopropyl)ether	0.0086	U
88-06-2	2,4,6-Trichlorophenol	0.031	U	117-81-7	bis(2-Ethylhexyl)phthalat	0.026	0.18
120-83-2	2,4-Dichlorophenol	0.056	U	85-68-7	Butylbenzylphthalate	0.011	U
105-67-9	2,4-Dimethylphenol	0.035	U	86-74-8	Carbazole	0.0080	U
51-28-5	2,4-Dinitrophenol	0.077	U	218-01-9	Chrysene	0.012	0.36
121-14-2	2,4-Dinitrotoluene	0.015	U	84-74-2	Di-n-butylphthalate	0.0084	0.045
606-20-2	2,6-Dinitrotoluene	0.019	U	117-84-0	Di-n-octylphthalate	0.014	U
91-58-7	2-Chloronaphthalene	0.0047	U	53-70-3	Dibenzo[a,h]anthracene	0.0076	0.062
95-57-8	2-Chlorophenol	0.077	U	132-64-9	Dibenzofuran	0.054	0.056
91-57-6	2-Methylnaphthalene	0.071	0.14	84-66-2	Diethylphthalate	0.0098	U
95-48-7	2-Methylphenol	0.16	U	131-11-3	Dimethylphthalate	0.0072	U
88-74-4	2-Nitroaniline	0.054	U	206-44-0	Fluoranthene	0.0069	0.41
88-75-5	2-Nitrophenol	0.051	U	86-73-7	Fluorene	0.010	U
106-44-5	3&4-Methylphenol	0.15	U	118-74-1	Hexachlorobenzene	0.017	U
91-94-1	3,3'-Dichlorobenzidine	0.073	U	87-68-3	Hexachlorobutadiene	0.010	U
99-09-2	3-Nitroaniline	0.10	U	77-47-4	Hexachlorocyclopentadiene	0.11	U
534-52-1	4,6-Dinitro-2-methylphenol	0.079	U	67-72-1	Hexachloroethane	0.014	U
101-55-3	4-Bromophenyl-phenylether	0.017	U	193-39-5	Indeno[1,2,3-cd]pyrene	0.0071	0.19
59-50-7	4-Chloro-3-methylphenol	0.084	U	78-59-1	Isophorone	0.22	U
106-47-8	4-Chloroaniline	0.28	U	621-64-7	N-Nitroso-di-n-propylamine	0.013	U
7005-72-3	4-Chlorophenyl-phenylether	0.012	U	62-75-9	N-Nitrosodimethylamine	0.46	U
100-01-6	4-Nitroaniline	0.062	U	86-30-6	n-Nitrosodiphenylamine	0.011	U
100-02-7	4-Nitrophenol	0.059	U	91-20-3	Naphthalene	0.0041	0.067
83-32-9	Acenaphthene	0.0069	U	98-95-3	Nitrobenzene	0.012	U
208-96-8	Acenaphthylene	0.0063	0.072	87-86-5	Pentachlorophenol	0.040	U
120-12-7	Anthracene	0.0082	U	85-01-8	Phenanthrene	0.0093	0.29
92-87-5	Benidine	0.43	U	108-95-2	Phenol	0.069	U
56-55-3	Benzo[a]anthracene	0.0058	0.23	129-00-0	Pyrene	0.0095	0.39
50-32-8	Benzo[a]pyrene	0.0069	0.24				

Worksheet #: 18122

Total Target Concentration 3.532

U - Indicates the compound was analyzed but not detected.
 B - Indicates the analyte was found in the blank as well as in the sample.
 E - Indicates the analyte concentration exceeds the calibration range of the instrument.

R - Retention Time Out
 J - Indicates an estimated value when a compound is detected at less than the specified detection limit.

Data File : G:\GcMsData\2005\Gcms_5\Data\08-08-05\5M09851.D Vial: 26
 Acq On : 8 Aug 2005 15:33 Operator: AHD
 Sample : AC18807-020 Inst : GCMS_5
 Misc : S,BNA Multiplr: 1.00
 MS Integration Params: RTEINT.P
 Quant Time: Aug 11 12:24 2005 Quant Results File: 5M_0722.RES

Quant Method : G:\GCMSDATA\2005\GCMS_5\METHODS\5M_0722.M (RTE Integrator)
 Title : @GCMS_5,mg,625,8270
 Last Update : Fri Jul 22 11:19:45 2005
 Response via : Initial Calibration
 DataAcq Meth : 5M_RUN5

Internal Standards	R.T.	QIon	Response	Conc	Units	Dev(Min)
1) 1,4-Dichlorobenzene-d4	5.09	152	30698	40.00	ng	-0.16
20) Naphthalene-d8	6.13	136	121200	40.00	ng	-0.15
36) Acenaphthene-d10	7.46	164	67441	40.00	ng	-0.18
61) Phenanthrene-d10	8.83	188	111216	40.00	ng	-0.20
77) Chrysene-d12	11.81	240	84019	40.00	ng	-0.23
88) Perylene-d12	13.39	264	64306	40.00	ng	-0.23

System Monitoring Compounds

4) 2-Fluorophenol	3.77	112	163061	157.71	ng	-0.20
Spiked Amount	200.000		Recovery	=	78.86%	
8) Phenol-d5	4.80	99	216116	142.95	ng	-0.15
Spiked Amount	200.000		Recovery	=	71.47%	
21) Nitrobenzene-d5	5.57	128	40702	76.70	ng	-0.15
Spiked Amount	100.000		Recovery	=	76.70%	
41) 2-Fluorobiphenyl	6.94	172	166154	78.82	ng	-0.15
Spiked Amount	100.000		Recovery	=	78.82%	
64) 2,4,6-Tribromophenol	8.16	330	39421	165.62	ng	-0.19
Spiked Amount	200.000		Recovery	=	82.81%	
80) Terphenyl-d14	10.60	244	166448	83.86	ng	-0.21
Spiked Amount	100.000		Recovery	=	83.86%	

Target Compounds

						Qvalue
30) Naphthalene	6.14	128	5124	1.61	ng	98
34) 2-Methylnaphthalene	6.67	142	7338	3.35	ng	98
47) Acenaphthylene	7.35	152	5217	1.73	ng	97
53) Dibenzofuran	7.63	168	3646	1.34	ng	95
70) Phenanthrene	8.85	178	22622	7.05	ng	97
74) Di-n-butylphthalate	9.49	149	3881	1.08	ng	94
76) Fluoranthene	10.13	202	34257	9.80	ng	97
78) Pyrene	10.38	202	31307	9.30	ng	98
85) Benzo[a]anthracene	11.79	228	17008	5.51	ng	98
86) Chrysene	11.83	228	24222	8.55	ng	98
87) bis(2-Ethylhexyl)phthalate	11.92	149	8756	4.28	ng	95
90) Benzo[b]fluoranthene	12.99	252	27673	10.90	ng	99
91) Benzo[k]fluoranthene	13.02	252	7637m	2.97	ng	
92) Benzo[a]pyrene	13.32	252	13724	5.74	ng	97
93) Indeno[1,2,3-cd]pyrene	14.41	276	12100m	4.67	ng	
94) Dibenzo[a,h]anthracene	14.43	278	3225m	1.50	ng	
95) Benzo[g,h,i]perylene	14.67	276	11804m	5.45	ng	

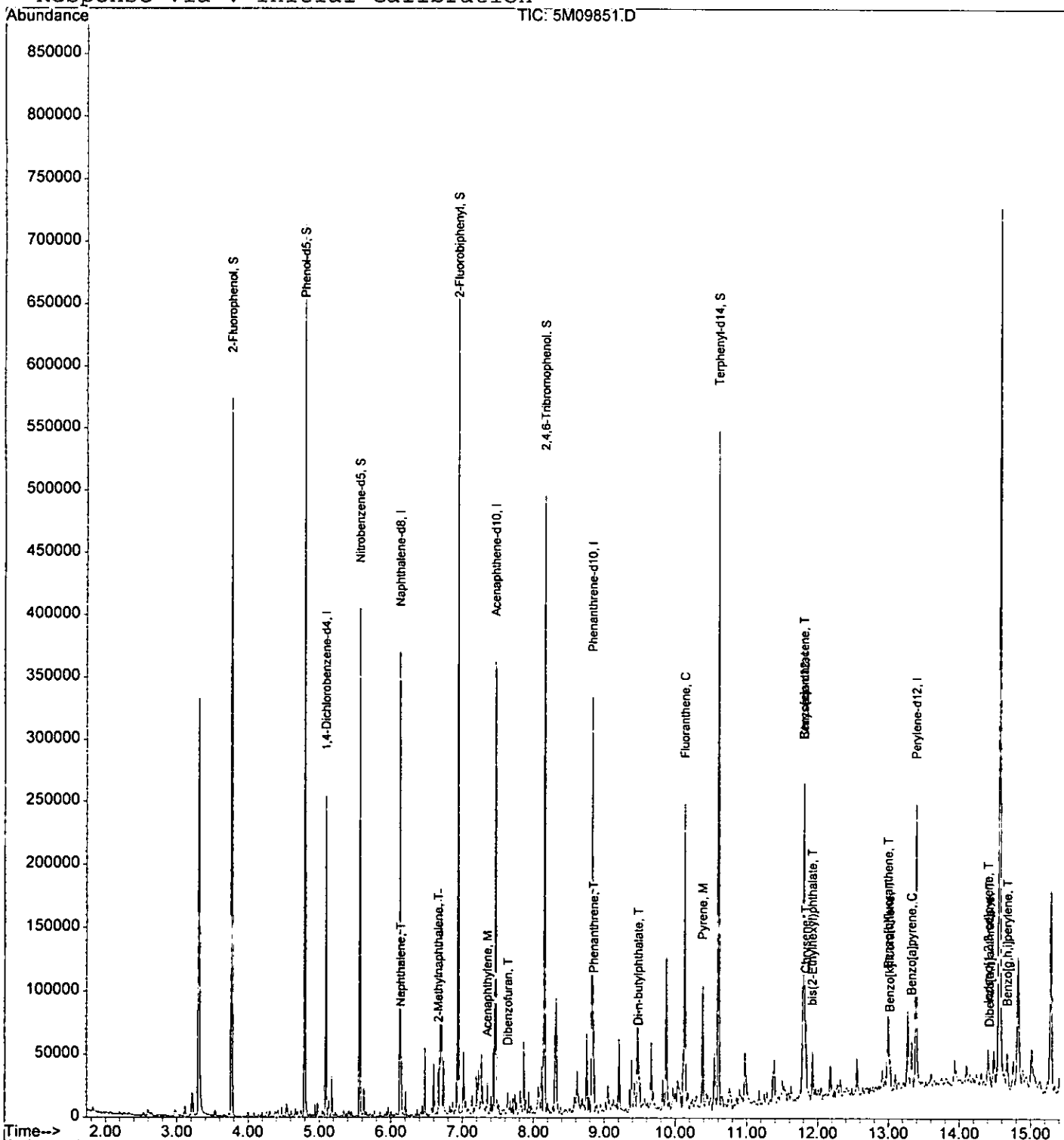
(#) = qualifier out of range (m) = manual integration

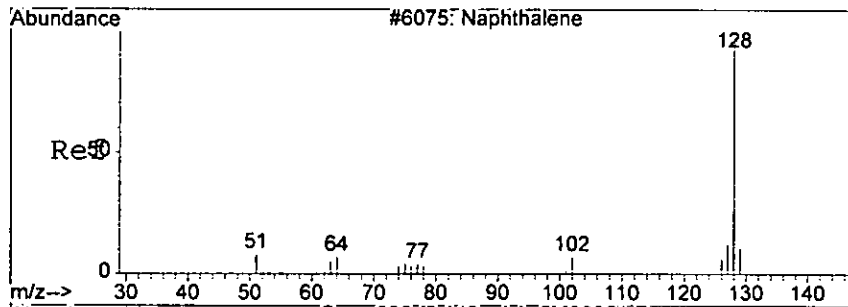
Quantitation Report

Data File : G:\GcMsData\2005\Gcms_5\Data\08-08-05\5M09851.D Vial: 26
Acq On : 8 Aug 2005 15:33 Operator: AHD
Sample : AC18807-020 Inst : GCMS_5
Misc : S,BNA Multiplr: 1.00
MS Integration Params: RTEINT.P
Quant Time: Aug 11 12:24 2005

Quant Results File: 5M_0722.RES

Method : G:\GCMSDATA\2005\GCMS_5\METHODS\5M_0722.M (RTE Integrator)
Title : @GCMS_5,mg,625,8270
Last Update : Fri Jul 22 11:19:45 2005
Response via : Initial Calibration



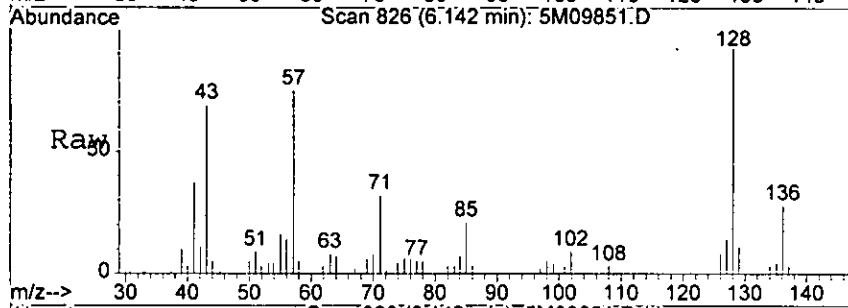


#30
 Naphthalene
 Concen: 1.61 ng
 RT: 6.14 min Scan# 826
 Delta R.T. -0.16 min
 Lab File: 5M09851.D
 Acq: 8 Aug 2005 15:33

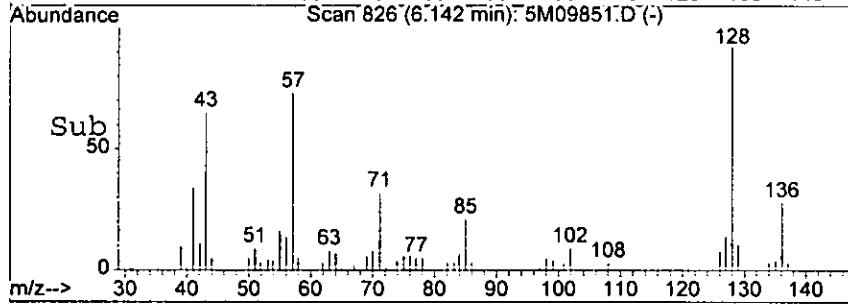
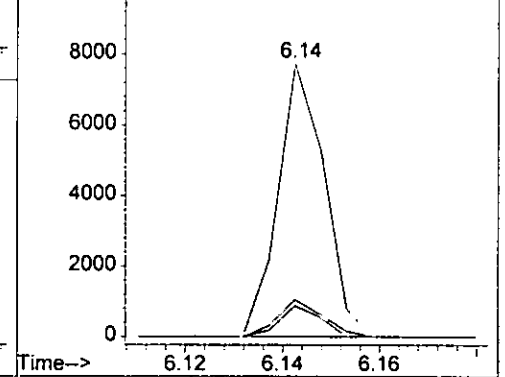
0000

Tgt Ion: 128 Resp: 5124

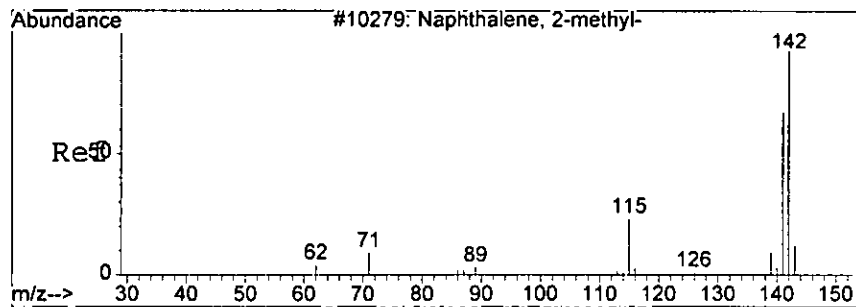
Ion	Ratio	Lower	Upper
128	100		
129	11.3	0.0	50.9
127	13.5	0.0	52.6



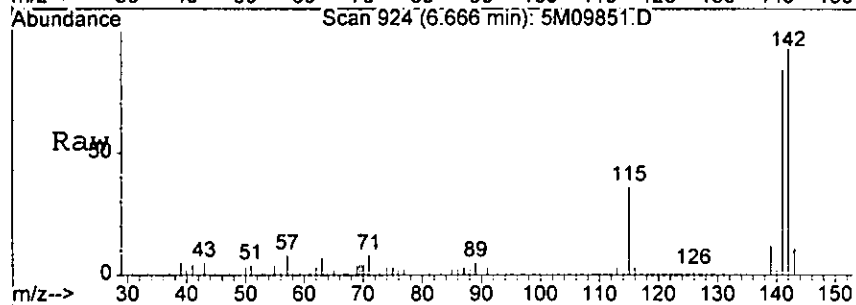
Abundance Ion 128.00 (127.70 to 128.70): 5M0985
 Ion 129.00 (128.70 to 129.70): 5M0985
 Ion 127.00 (126.70 to 127.70): 5M0985



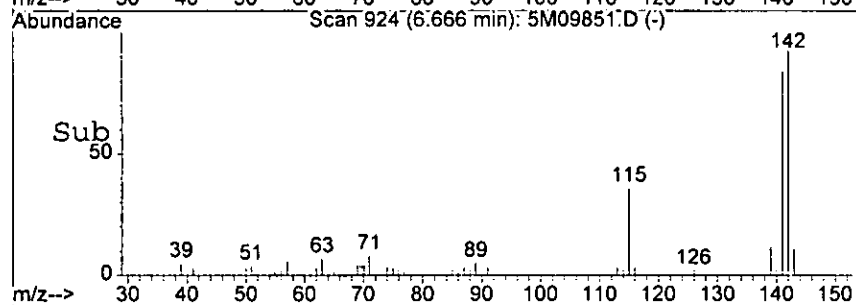
handwritten signature



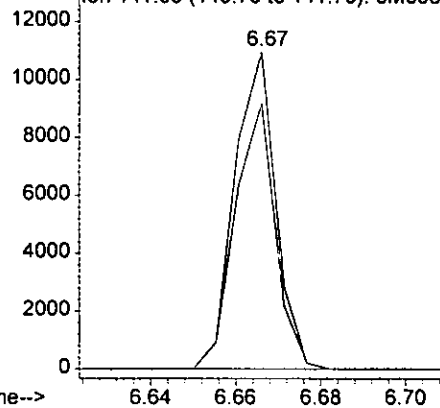
#34
 2-Methylnaphthalene
 Concen: 3.35 ng
 RT: 6.67 min Scan# 924
 Delta R.T. -0.15 min
 Lab File: 5M09851.D
 Acq: 8 Aug 2005 15:33



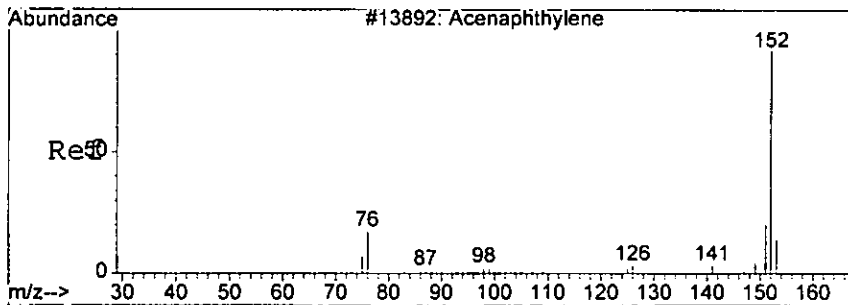
Tgt Ion:142 Resp: 7338
 Ion Ratio Lower Upper
 142 100
 141 83.8 42.0 122.0



Abundance Ion 142.00 (141.70 to 142.70): 5M0985
 Ion 141.00 (140.70 to 141.70): 5M0985



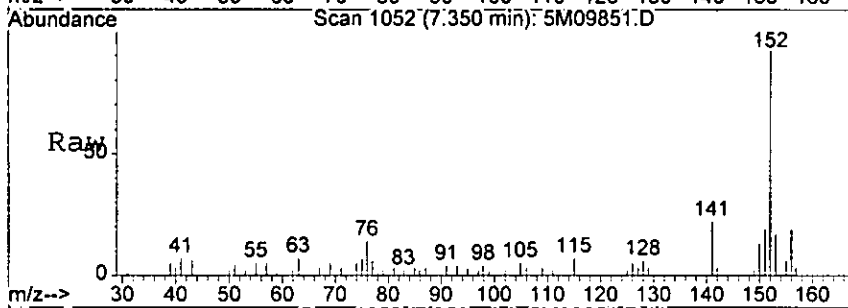
Handwritten signature



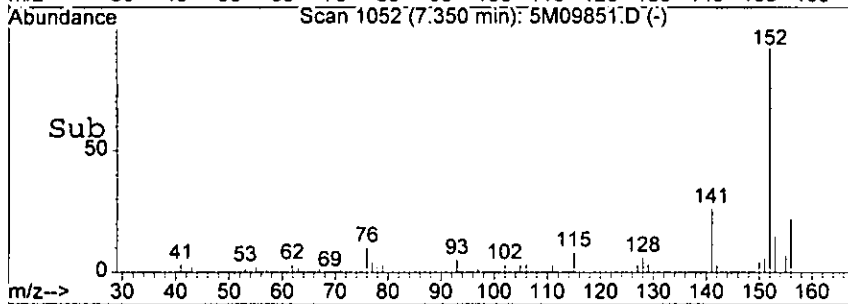
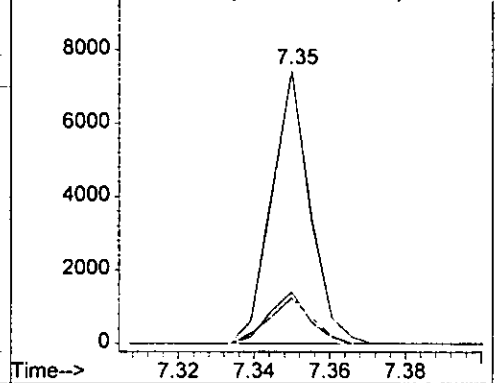
#47
 Acenaphthylene
 Concen: 1.73 ng
 RT: 7.35 min Scan# 1052
 Delta R.T. -0.17 min
 Lab File: 5M09851.D
 Acq: 8 Aug 2005 15:33

Tgt Ion: 152 Resp: 5217

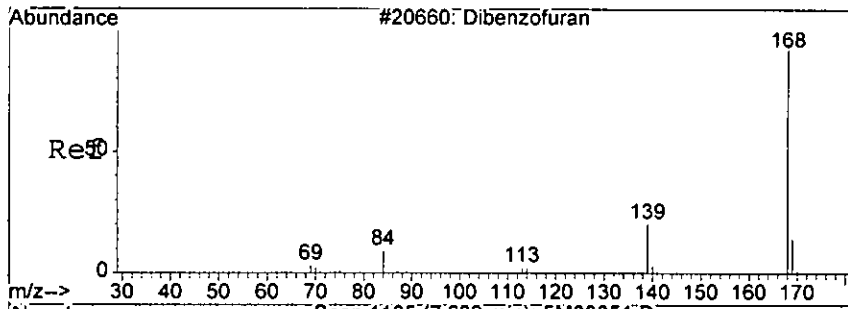
Ion	Ratio	Lower	Upper
152	100		
151	18.8	0.0	59.1
153	16.7	0.0	53.9



Abundance Ion 152.00 (151.70 to 152.70): 5M0985
 Ion 151.00 (150.70 to 151.70): 5M0985
 Ion 153.00 (152.70 to 153.70): 5M0985

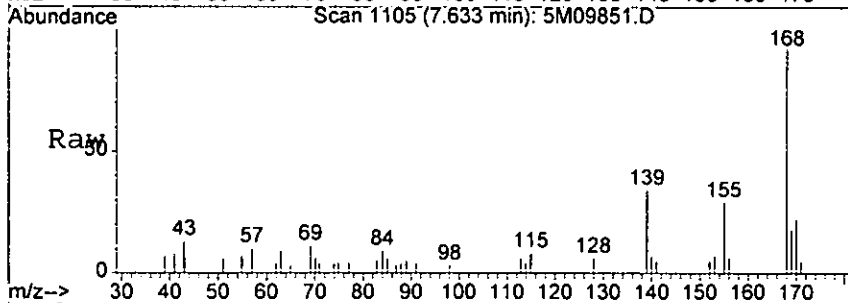


Leu

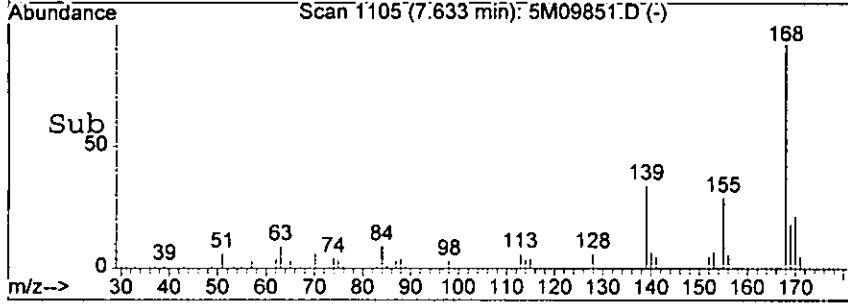
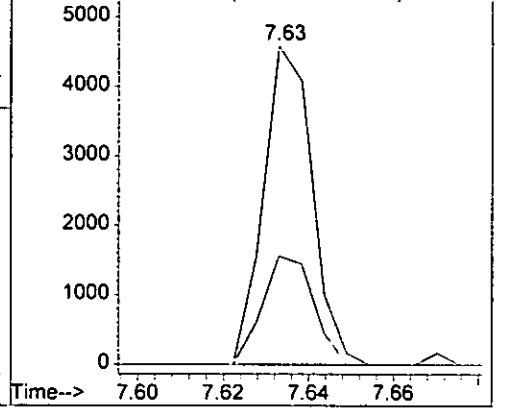


#53
Dibenzofuran
Concen: 1.34 ng
RT: 7.63 min Scan# 1105
Delta R.T. -0.18 min
Lab File: 5M09851.D
Acq: 8 Aug 2005 15:33

Tgt Ion: 168 Resp: 3646
Ion Ratio Lower Upper
168 100
139 33.9 7.1 67.1

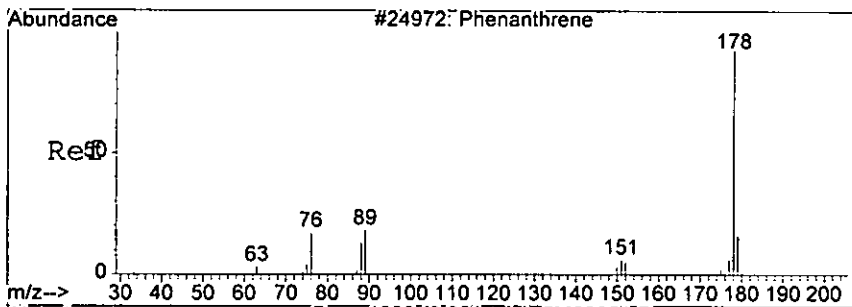


Abundance Ion 168.00 (167.70 to 168.70): 5M0985
Ion 139.00 (138.70 to 139.70): 5M0985



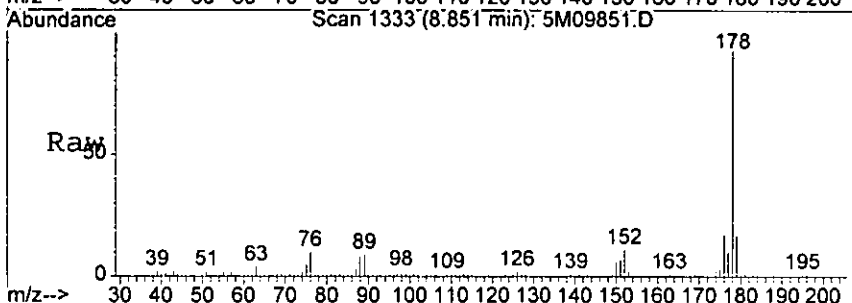
hmv

0912

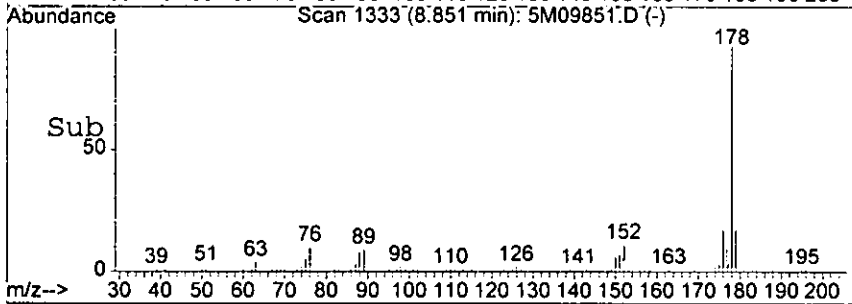
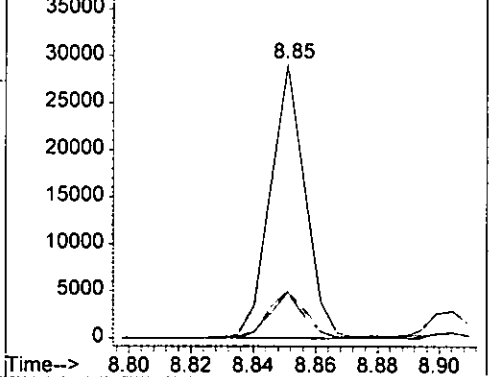


#70
 Phenanthrene
 Concen: 7.05 ng
 RT: 8.85 min Scan# 1333
 Delta R.T. -0.20 min
 Lab File: 5M09851.D
 Acq: 8 Aug 2005 15:33

Tgt Ion	Resp	Lower	Upper
178	22622	100	
179	16.6	0.0	54.9
176	17.2	0.0	57.7

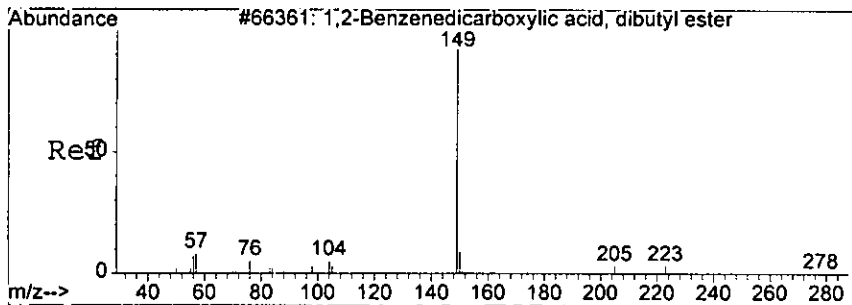


Abundance Ion 178.00 (177.70 to 178.70): 5M0985
 Ion 179.00 (178.70 to 179.70): 5M0985
 Ion 176.00 (175.70 to 176.70): 5M0985



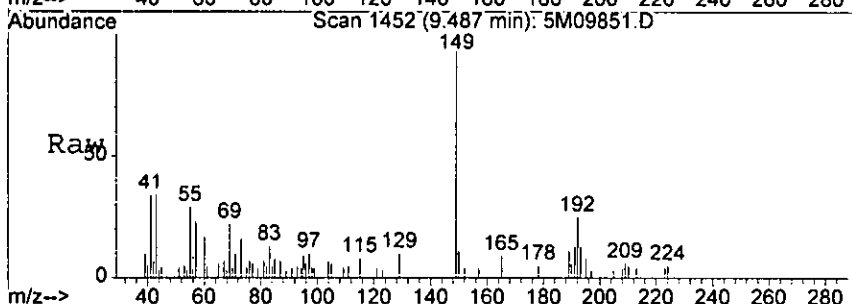
Handwritten signature

9813

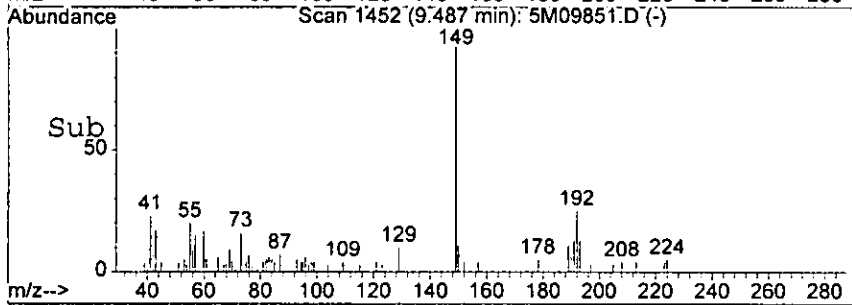
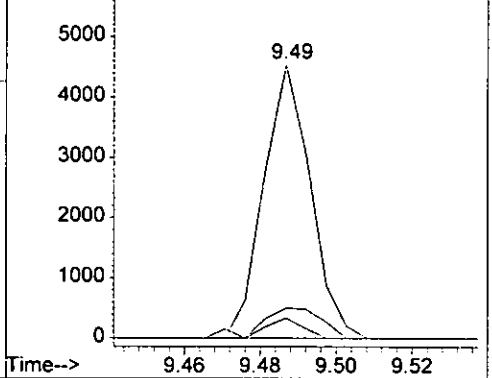


#74
 Di-n-butylphthalate
 Concen: 1.08 ng
 RT: 9.49 min Scan# 1452
 Delta R.T. -0.20 min
 Lab File: 5M09851.D
 Acq: 8 Aug 2005 15:33

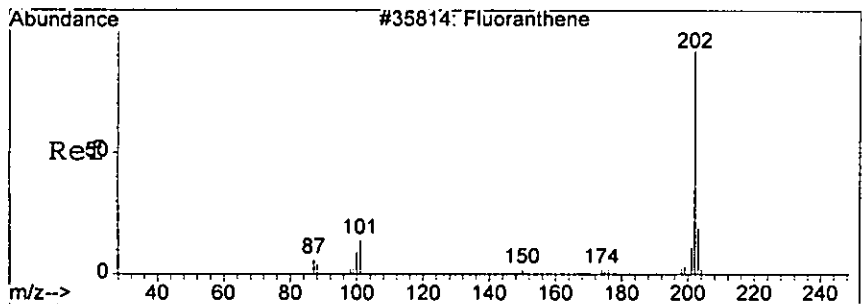
Tgt Ion	Resp	Lower	Upper
149	3881	100	100
150	11.1	0.0	49.0
104	7.4	0.0	45.3



Abundance Ion 149.00 (148.70 to 149.70): 5M0985
 Ion 150.00 (149.70 to 150.70): 5M0985
 Ion 104.00 (103.70 to 104.70): 5M0985

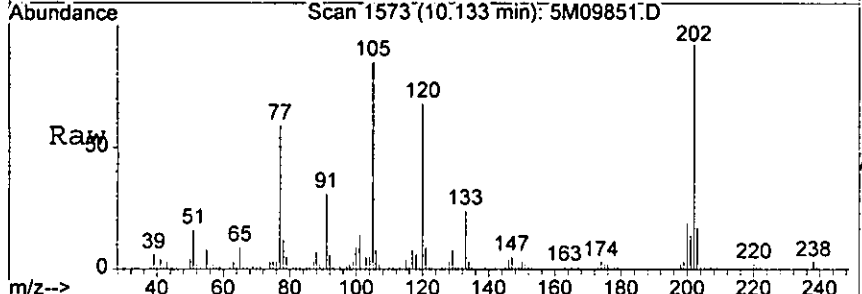


handwritten signature

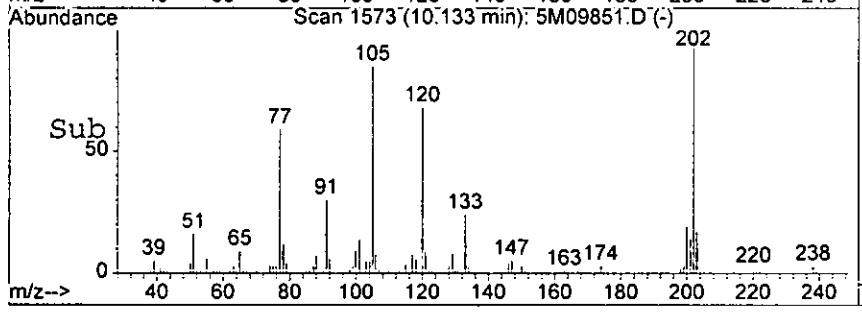
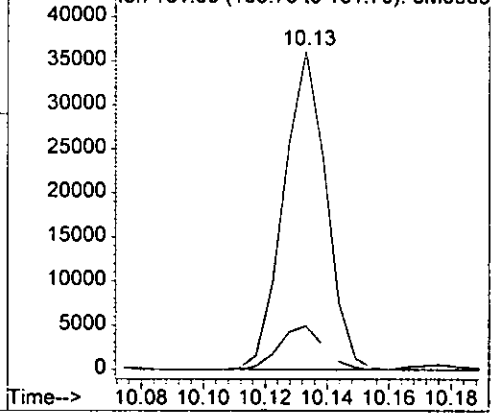


#76
 Fluoranthene
 Concen: 9.80 ng
 RT: 10.13 min Scan# 1573
 Delta R.T. -0.22 min
 Lab File: 5M09851.D
 Acq: 8 Aug 2005 15:33

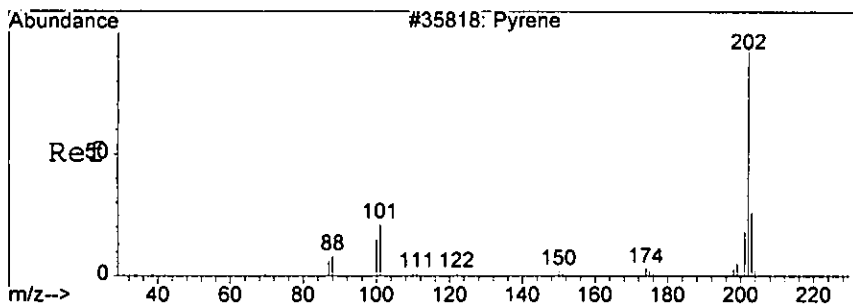
Tgt Ion	Resp	Lower	Upper
202	34257	100	
101	13.6	0.0	52.5



Abundance Ion 202.00 (201.70 to 202.70): 5M0985
 Ion 101.00 (100.70 to 101.70): 5M0985

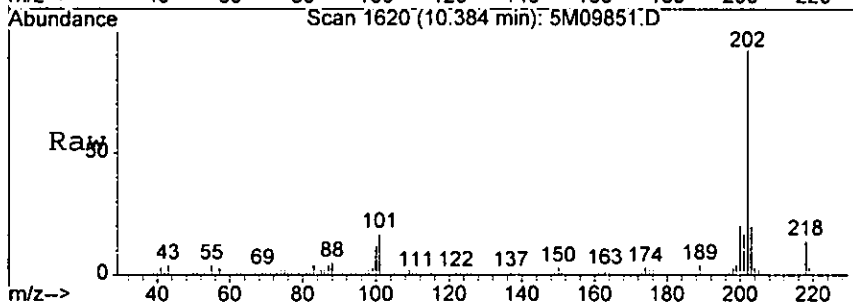


Low

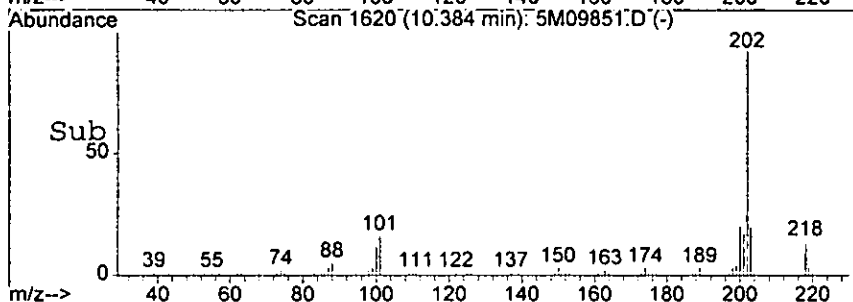
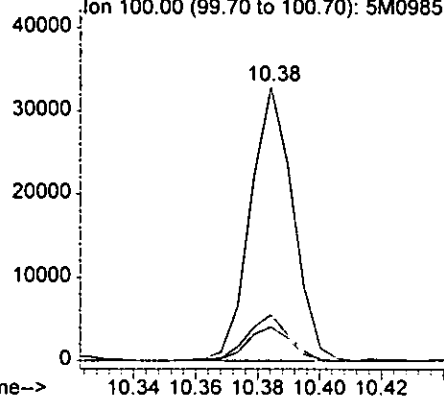


#78
 Pyrene
 Concen: 9.30 ng
 RT: 10.38 min Scan# 1620
 Delta R.T. -0.22 min
 Lab File: 5M09851.D
 Acq: 8 Aug 2005 15:33

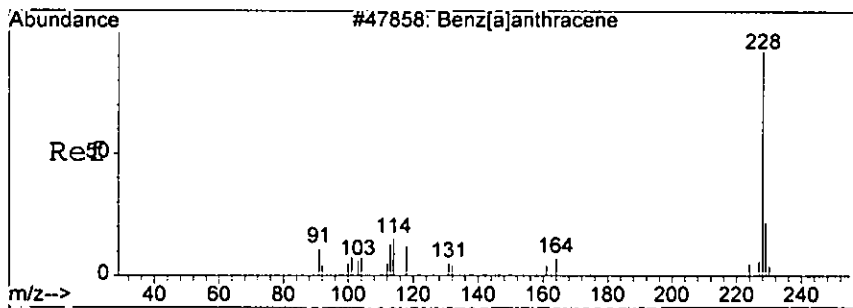
Tgt Ion	Ratio	Lower	Upper
202	100		
101	16.8	0.0	55.5
100	12.3	0.0	52.1



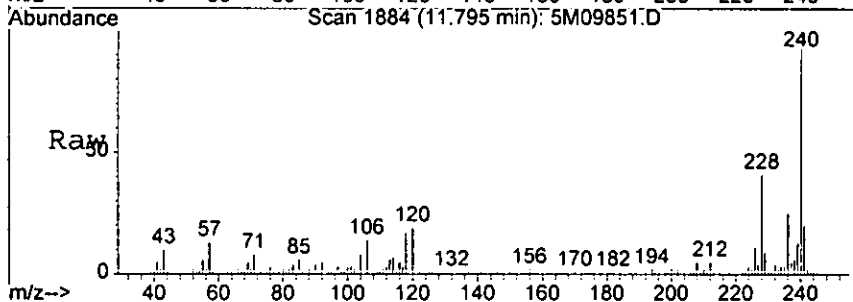
Abundance Ion 202.00 (201.70 to 202.70): 5M0985
 Ion 101.00 (100.70 to 101.70): 5M0985
 Ion 100.00 (99.70 to 100.70): 5M09851



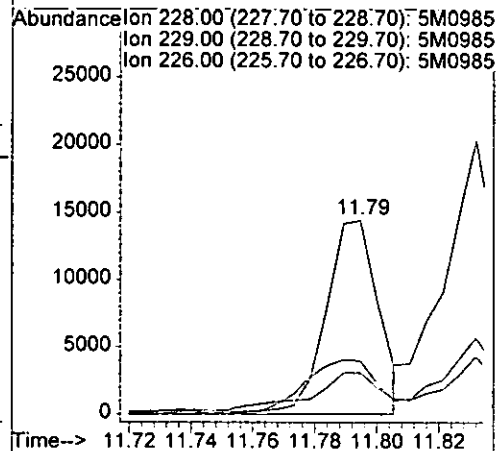
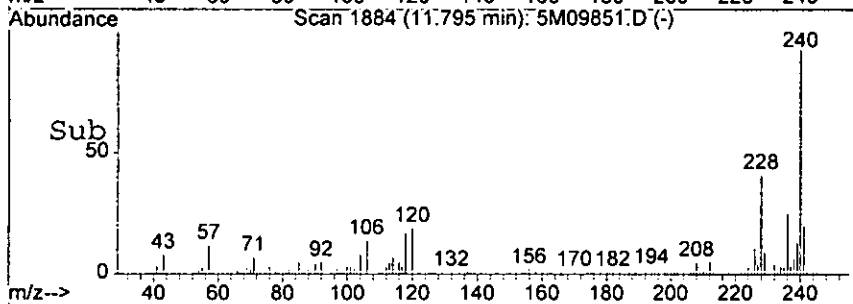
Handwritten signature



#85
 Benzo[a]anthracene
 Concen: 5.51 ng
 RT: 11.79 min Scan# 1884
 Delta R.T. -0.22 min
 Lab File: 5M09851.D
 Acq: 8 Aug 2005 15:33

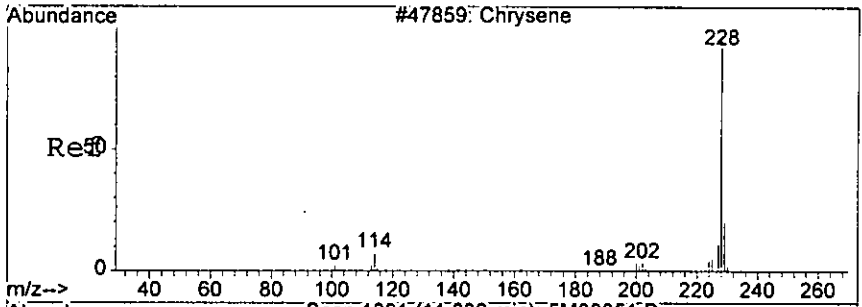


Tgt Ion	Resp	Lower	Upper
228	17008	100	
229	19.7	0.0	58.7
226	27.5	0.0	66.4

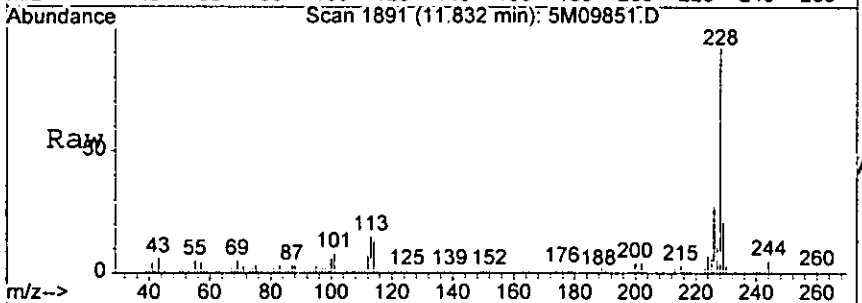


Handwritten signature

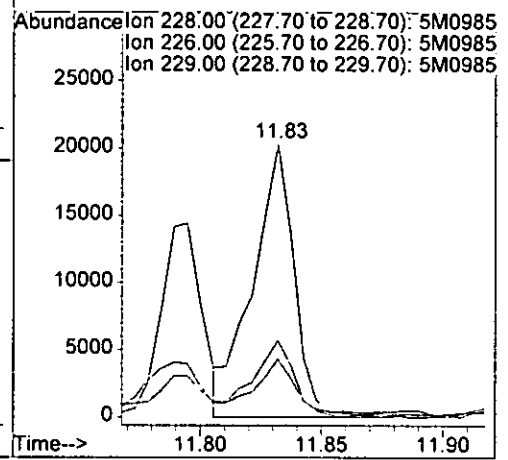
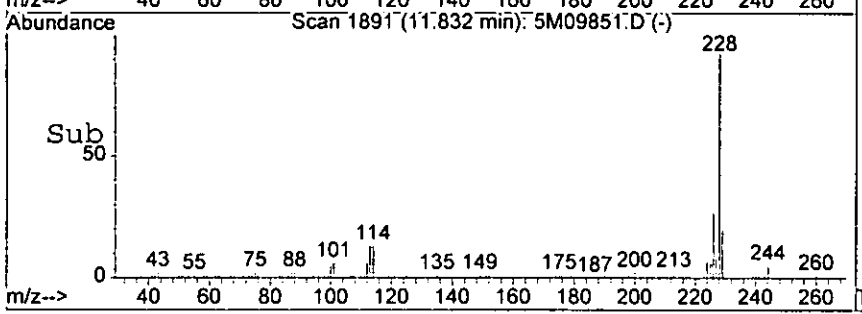
0017



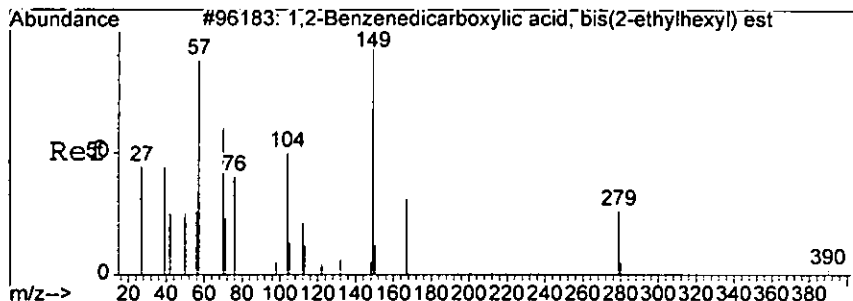
#86
 Chrysene
 Concen: 8.55 ng
 RT: 11.83 min Scan# 1891
 Delta R.T. -0.23 min
 Lab File: 5M09851.D
 Acq: 8 Aug 2005 15:33



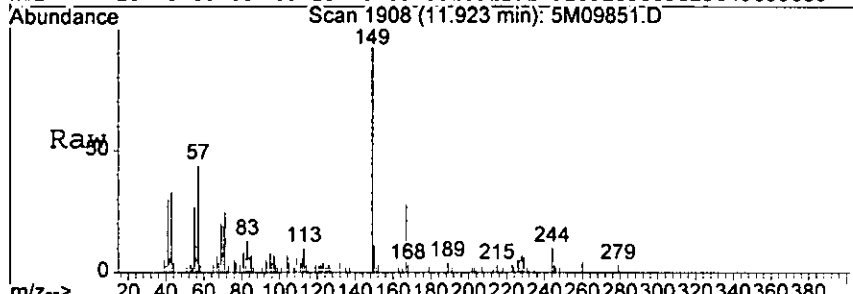
Tgt Ion	Resp	Lower	Upper
228	24222	100	
226	27.4	9.1	49.1
229	19.4	0.0	60.1



1891

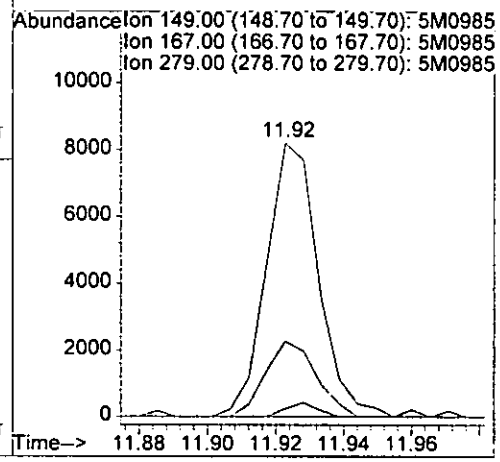
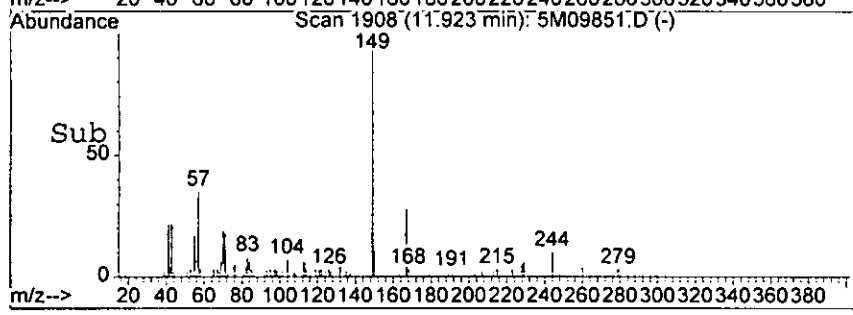


#87
 bis(2-Ethylhexyl)phthalate
 Concen: 4.28 ng
 RT: 11.92 min Scan# 1908
 Delta R.T. -0.21 min
 Lab File: 5M09851.D
 Acq: 8 Aug 2005 15:33



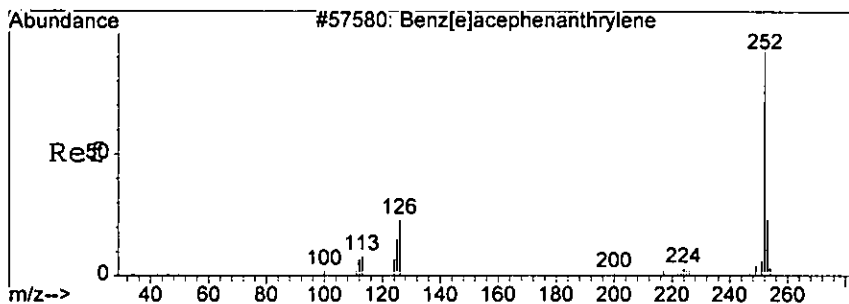
Tgt Ion: 149 Resp: 8756

Ion	Ratio	Lower	Upper
149	100		
167	27.7	2.4	58.4
279	2.9	0.0	44.1



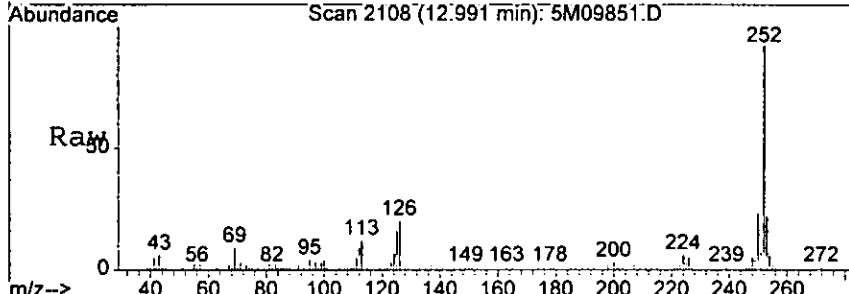
Handwritten signature

5019

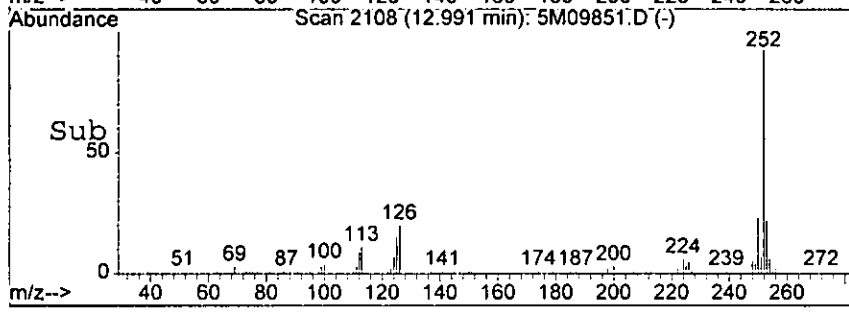
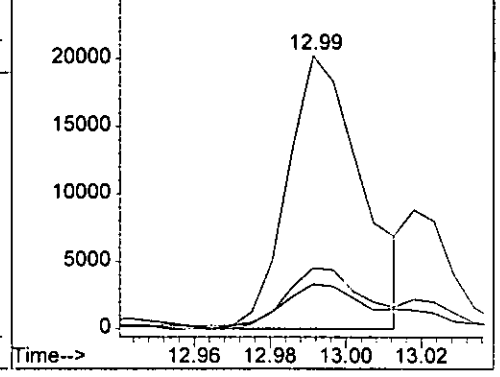


#90
 Benzo [b] fluoranthene
 Concen: 10.90 ng
 RT: 12.99 min Scan# 2108
 Delta R.T. -0.24 min
 Lab File: 5M09851.D
 Acq: 8 Aug 2005 15:33

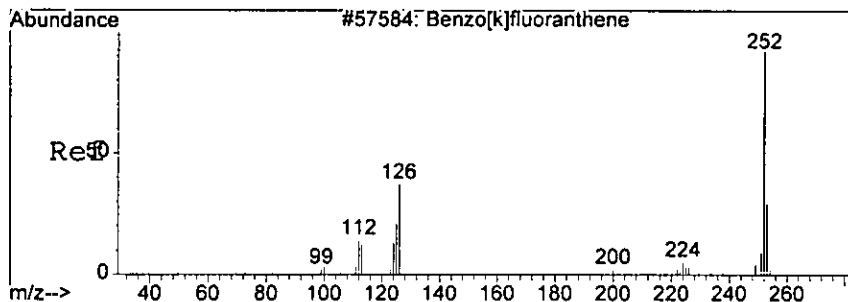
Tgt Ion	Resp	Lower	Upper
252	27673	100	
253	22.3	0.0	61.6
125	15.2	0.0	54.8



Abundance Ion 252.00 (251.70 to 252.70): 5M0985
 Ion 253.00 (252.70 to 253.70): 5M0985
 Ion 125.00 (124.70 to 125.70): 5M0985

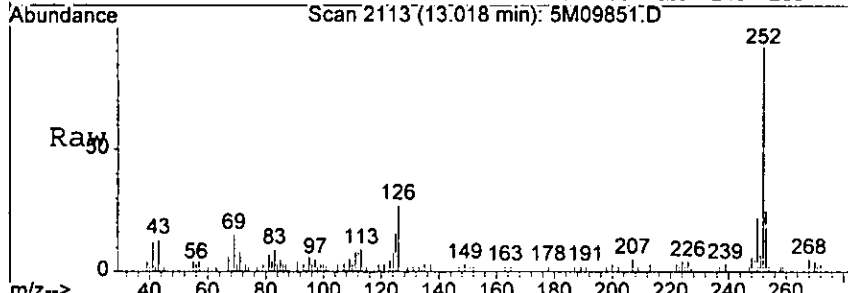


Handwritten signature



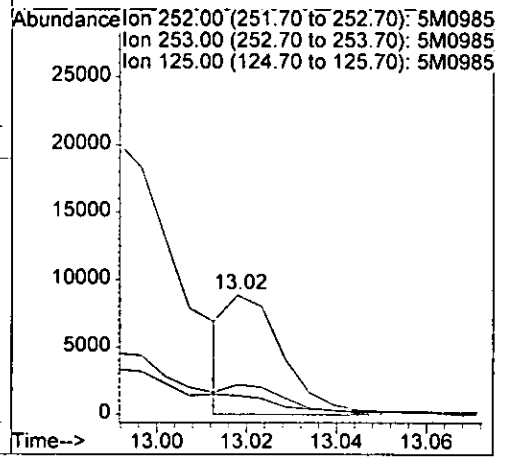
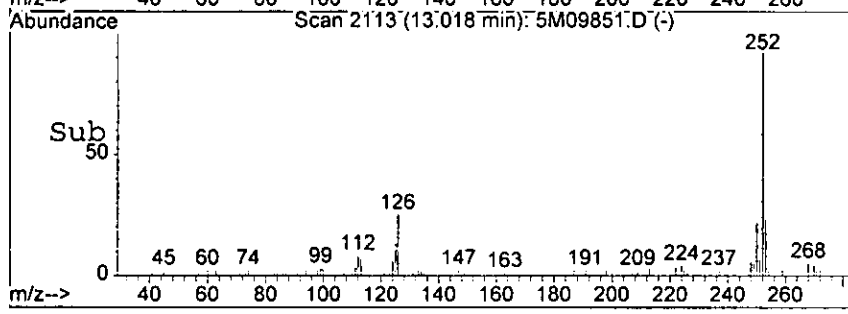
#91
 Benzo [k] fluoranthene
 Concen: 2.97 ng m
 RT: 13.02 min Scan# 2113
 Delta R.T. -0.24 min
 Lab File: 5M09851.D
 Acq: 8 Aug 2005 15:33

0923



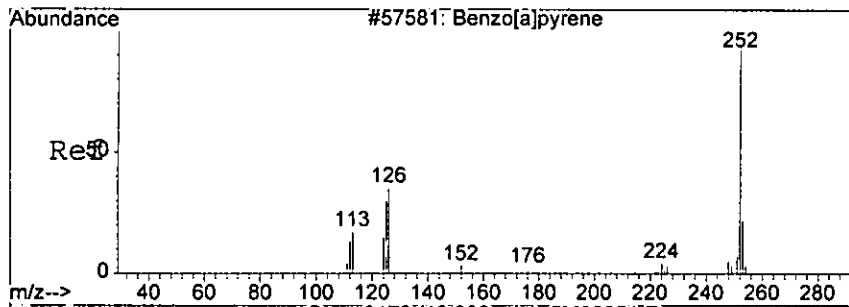
Tgt Ion: 252 Resp: 7637

Ion	Ratio	Lower	Upper
252	100		
253	24.9	0.0	62.3
125	15.9	0.0	56.6

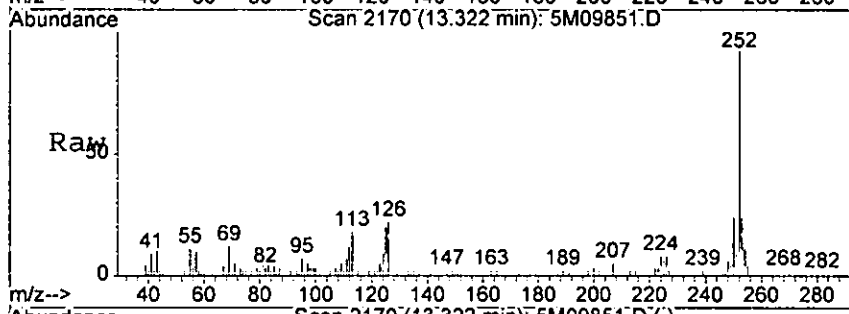


Handwritten signature

0001

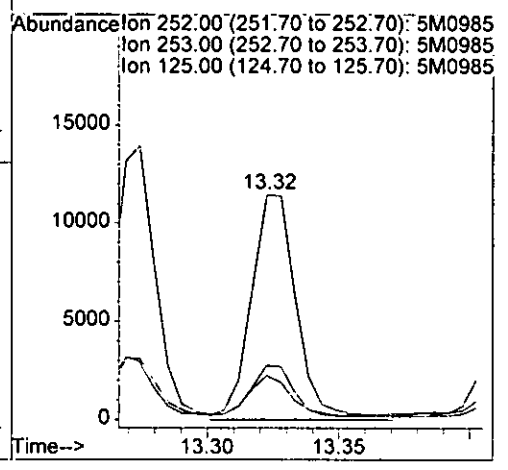
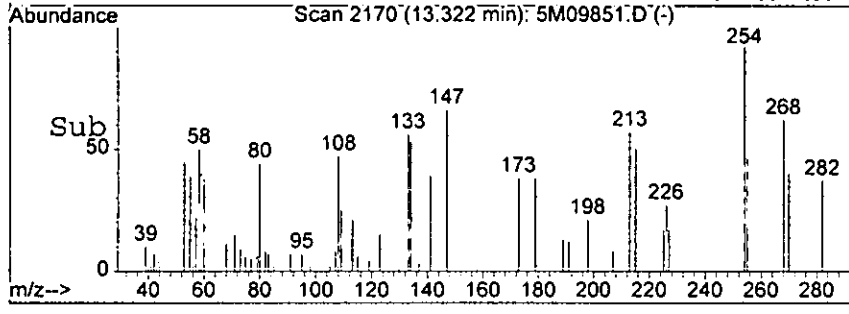


#92
 Benzo[a]pyrene
 Concen: 5.74 ng
 RT: 13.32 min Scan# 2170
 Delta R.T. -0.24 min
 Lab File: 5M09851.D
 Acq: 8 Aug 2005 15:33

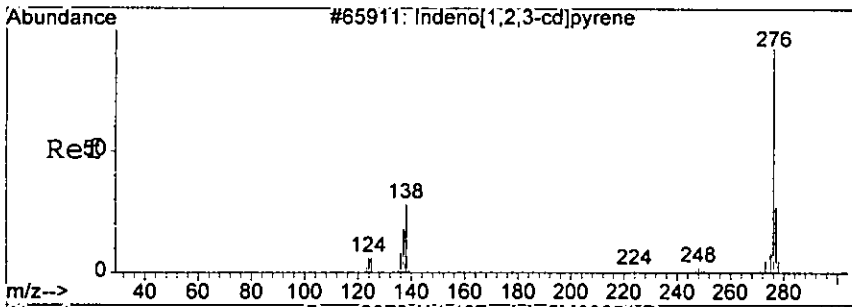


Tgt Ion: 252 Resp: 13724

Ion	Ratio	Lower	Upper
252	100		
253	23.0	0.0	61.5
125	17.4	0.0	56.0

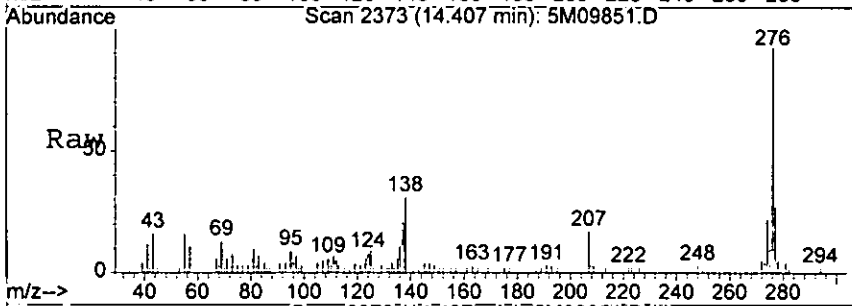


Handwritten signature

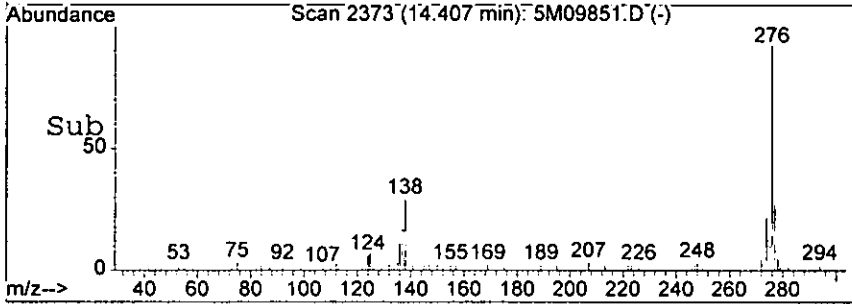
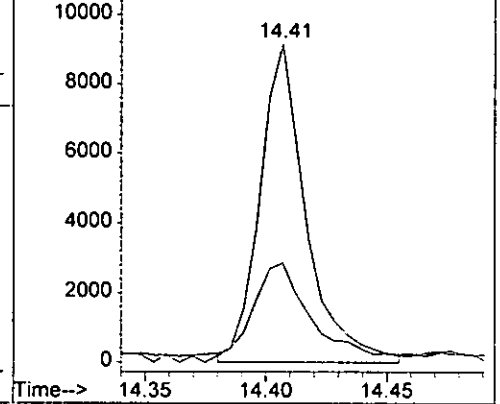


#93
 Indeno[1,2,3-cd]pyrene
 Concen: 4.67 ng m
 RT: 14.41 min Scan# 2373
 Delta R.T. -0.29 min
 Lab File: 5M09851.D
 Acq: 8 Aug 2005 15:33

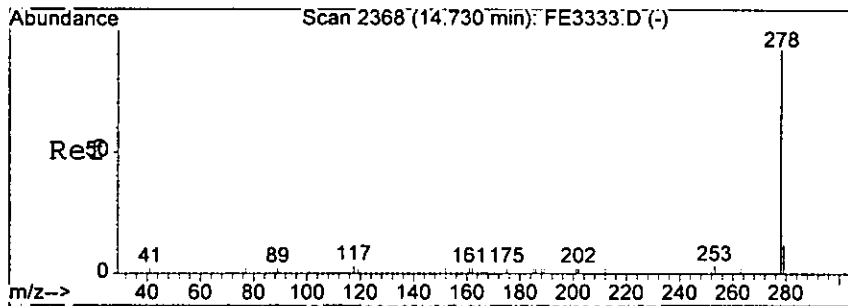
Tgt Ion: 276 Resp: 12100
 Ion Ratio Lower Upper
 276 100
 138 31.2 0.0 76.1



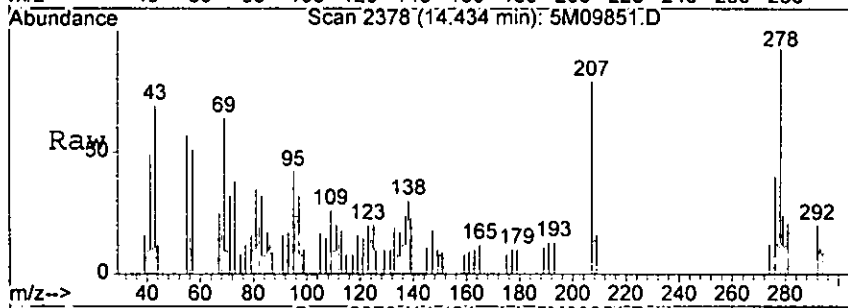
Abundance Ion 276.00 (275.70 to 276.70): 5M0985
 Ion 138.00 (137.70 to 138.70): 5M0985



Handwritten signature

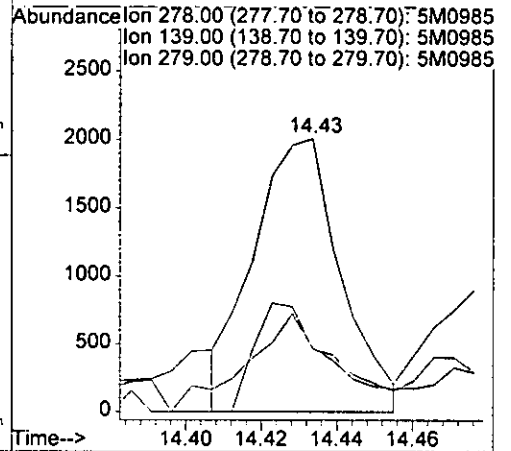
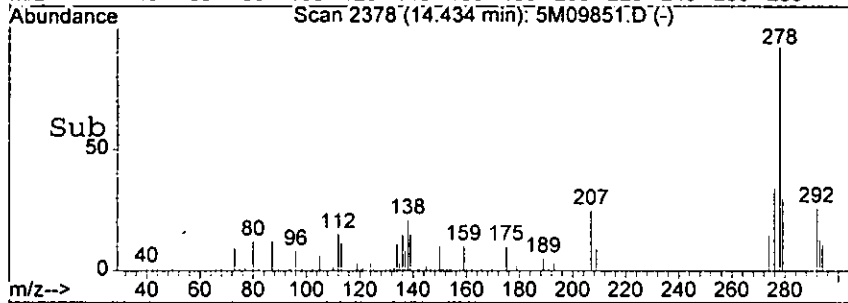


#94
 Dibenzo[a,h]anthracene
 Concen: 1.50 ng m
 RT: 14.43 min Scan# 2378
 Delta R.T. -0.29 min
 Lab File: 5M09851.D
 Acq: 8 Aug 2005 15:33

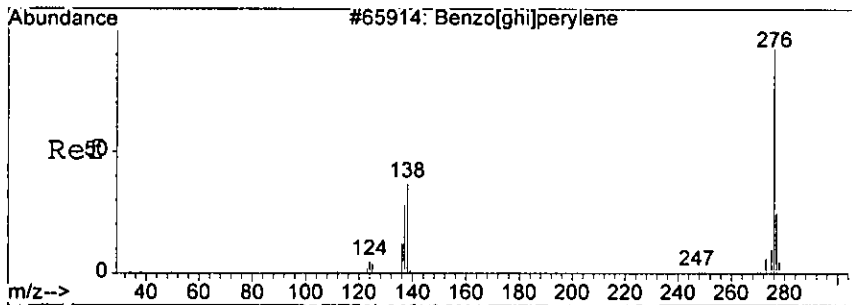


Tgt Ion: 278 Resp: 3225

Ion	Ratio	Lower	Upper
278	100		
139	23.2	0.0	66.7
279	23.6	0.0	62.7



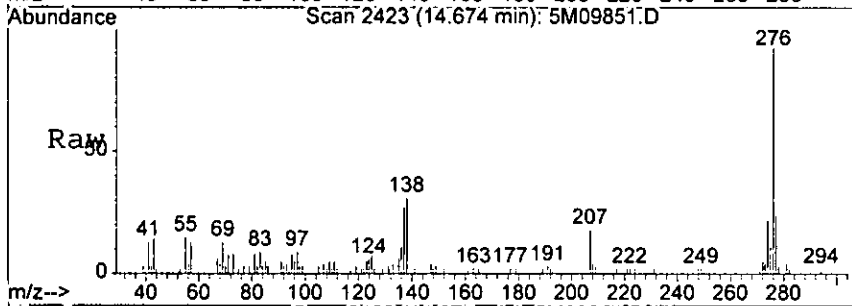
Handwritten signature



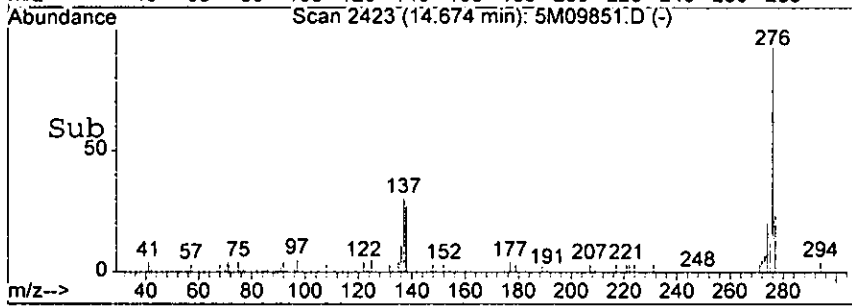
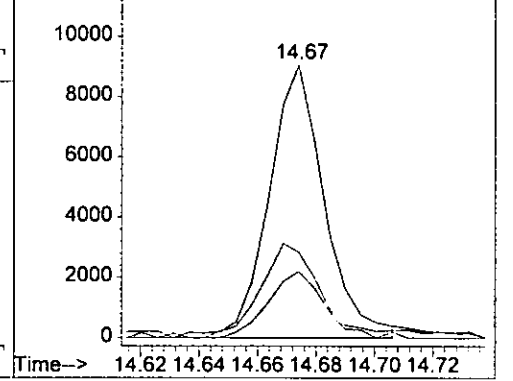
#95
 Benzo[g,h,i]perylene
 Concen: 5.45 ng m
 RT: 14.67 min Scan# 2423
 Delta R.T. -0.31 min
 Lab File: 5M09851.D
 Acq: 8 Aug 2005 15:33

7034

Tgt Ion	276	Resp	11804
Ion Ratio	Lower	Upper	
276	100		
138	31.4	0.0	78.3
277	24.2	0.0	64.0



Abundance Ion 276.00 (275.70 to 276.70): 5M0985
 Ion 138.00 (137.70 to 138.70): 5M0985
 Ion 277.00 (276.70 to 277.70): 5M0985



Handwritten signature

Form1

ORGANICS SEMIVOLATILE REPORT

Sample Number: AC18807-021
 Client Id: PCSB-33(4.0)
 Data File: 5M09832.D
 Analysis Date: 08/08/05 08:41
 Date Rec/Extracted: 07/28/05-08/07/05

Matrix: Soil
 Initial Vol: 30g
 Final Vol: 1ml
 Dilution: 1
 Solids: 94

Units: mg/Kg

Cas #	Compound	RL	Conc	Cas #	Compound	RL	Conc
120-82-1	1,2,4-Trichlorobenzene	0.0062	U	205-99-2	Benzo[b]fluoranthene	0.0099	0.070
95-50-1	1,2-Dichlorobenzene	0.014	U	191-24-2	Benzo[g,h,i]perylene	0.0051	U
122-66-7	1,2-Diphenylhydrazine	0.012	U	207-08-9	Benzo[k]fluoranthene	0.012	U
541-73-1	1,3-Dichlorobenzene	0.010	U	111-91-1	bis(2-Chloroethoxy)methan	0.0083	U
106-46-7	1,4-Dichlorobenzene	0.0062	U	111-44-4	bis(2-Chloroethyl)ether	0.016	U
95-95-4	2,4,5-Trichlorophenol	0.055	U	108-60-1	bis(2-chloroisopropyl)ether	0.0073	U
88-06-2	2,4,6-Trichlorophenol	0.027	U	117-81-7	bis(2-Ethylhexyl)phthalat	0.023	0.065
120-83-2	2,4-Dichlorophenol	0.047	U	85-68-7	Butylbenzylphthalate	0.0096	U
105-67-9	2,4-Dimethylphenol	0.030	U	86-74-8	Carbazole	0.0068	U
51-28-5	2,4-Dinitrophenol	0.065	U	218-01-9	Chrysene	0.010	0.059
121-14-2	2,4-Dinitrotoluene	0.013	U	84-74-2	Di-n-butylphthalate	0.0072	U
606-20-2	2,6-Dinitrotoluene	0.016	U	117-84-0	Di-n-octylphthalate	0.012	U
91-58-7	2-Chloronaphthalene	0.0040	U	53-70-3	Dibenzo[a,h]anthracene	0.0065	U
95-57-8	2-Chlorophenol	0.065	U	132-64-9	Dibenzofuran	0.046	U
91-57-6	2-Methylnaphthalene	0.061	U	84-66-2	Diethylphthalate	0.0083	U
95-48-7	2-Methylphenol	0.13	U	131-11-3	Dimethylphthalate	0.0061	U
88-74-4	2-Nitroaniline	0.046	U	206-44-0	Fluoranthene	0.0058	0.085
88-75-5	2-Nitrophenol	0.044	U	86-73-7	Fluorene	0.0085	U
106-44-5	3&4-Methylphenol	0.13	U	118-74-1	Hexachlorobenzene	0.014	U
91-94-1	3,3'-Dichlorobenzidine	0.062	U	87-68-3	Hexachlorobutadiene	0.0087	U
99-09-2	3-Nitroaniline	0.089	U	77-47-4	Hexachlorocyclopentadiene	0.096	U
534-52-1	4,6-Dinitro-2-methylphenol	0.067	U	67-72-1	Hexachloroethane	0.012	U
101-55-3	4-Bromophenyl-phenylether	0.014	U	193-39-5	Indeno[1,2,3-cd]pyrene	0.0060	U
59-50-7	4-Chloro-3-methylphenol	0.071	U	78-59-1	Isophorone	0.19	U
106-47-8	4-Chloroaniline	0.24	U	621-64-7	N-Nitroso-di-n-propylamine	0.011	U
7005-72-3	4-Chlorophenyl-phenylether	0.010	U	62-75-9	N-Nitrosodimethylamine	0.39	U
100-01-6	4-Nitroaniline	0.053	U	86-30-6	n-Nitrosodiphenylamine	0.0097	U
100-02-7	4-Nitrophenol	0.050	U	91-20-3	Naphthalene	0.0034	U
83-32-9	Acenaphthene	0.0058	U	98-95-3	Nitrobenzene	0.010	U
208-96-8	Acenaphthylene	0.0054	U	87-86-5	Pentachlorophenol	0.034	U
120-12-7	Anthracene	0.0070	U	85-01-8	Phenanthrene	0.0079	0.062
92-87-5	Benzidine	0.37	U	108-95-2	Phenol	0.059	U
56-55-3	Benzo[a]anthracene	0.0049	0.052	129-00-0	Pyrene	0.0081	0.087
50-32-8	Benzo[a]pyrene	0.0059	0.048				

Worksheet #: 18122

Total Target Concentration 0.528

U - Indicates the compound was analyzed but not detected.
 B - Indicates the analyte was found in the blank as well as in the sample.
 E - Indicates the analyte concentration exceeds the calibration range of the instrument.

R - Retention Time Out
 J - Indicates an estimated value when a compound is detected at less than the specified detection limit.

Data File : G:\GcMsData\2005\Gcms_5\Data\08-08-05\5M09832.D Vial: 7
 Acq On : 8 Aug 2005 8:41 Operator: AHD
 Sample : AC18807-021 Inst : GCMS_5
 Misc : S,BNA Multiplr: 1.00
 MS Integration Params: RTEINT.P
 Quant Time: Aug 11 12:24 2005

Quant Results File: 5M_0722.RES

Quant Method : G:\GCMSDATA\2005\GCMS_5\METHODS\5M_0722.M (RTE Integrator)
 Title : @GCMS_5,mg,625,8270
 Last Update : Fri Jul 22 11:19:45 2005
 Response via : Initial Calibration
 DataAcq Meth : 5M_RUN5

Internal Standards	R.T.	QIon	Response	Conc	Units	Dev (Min)
1) 1,4-Dichlorobenzene-d4	5.09	152	31637	40.00	ng	-0.16
20) Naphthalene-d8	6.13	136	119783	40.00	ng	-0.15
36) Acenaphthene-d10	7.46	164	67695	40.00	ng	-0.18
61) Phenanthrene-d10	8.83	188	114207	40.00	ng	-0.20
77) Chrysene-d12	11.80	240	79583	40.00	ng	-0.23
88) Perylene-d12	13.39	264	57651	40.00	ng	-0.23
System Monitoring Compounds						
4) 2-Fluorophenol	3.77	112	139246	130.68	ng	-0.20
Spiked Amount	200.000		Recovery	=	65.34%	
8) Phenol-d5	4.80	99	183391	117.70	ng	-0.15
Spiked Amount	200.000		Recovery	=	58.85%	
21) Nitrobenzene-d5	5.57	128	35938	68.52	ng	-0.15
Spiked Amount	100.000		Recovery	=	68.52%	
41) 2-Fluorobiphenyl	6.94	172	148773	70.31	ng	-0.15
Spiked Amount	100.000		Recovery	=	70.31%	
64) 2,4,6-Tribromophenol	8.15	330	33745	138.06	ng	-0.19
Spiked Amount	200.000		Recovery	=	69.03%	
80) Terphenyl-d14	10.60	244	140389	74.67	ng	-0.21
Spiked Amount	100.000		Recovery	=	74.67%	
Target Compounds						
70) Phenanthrene	8.85	178	5774	1.75	ng	96
76) Fluoranthene	10.13	202	8616	2.40	ng	100
78) Pyrene	10.38	202	7845	2.46	ng	95
85) Benzo[a]anthracene	11.79	228	4291	1.47	ng	92
86) Chrysene	11.83	228	4457	1.66	ng	97
87) bis(2-Ethylhexyl)phthalate	11.92	149	3538	1.83	ng	94
90) Benzo[b]fluoranthene	12.99	252	4492	1.97	ng	98
92) Benzo[a]pyrene	13.32	252	2919	1.36	ng	90

Handwritten signature


(#) = qualifier out of range (m) = manual integration

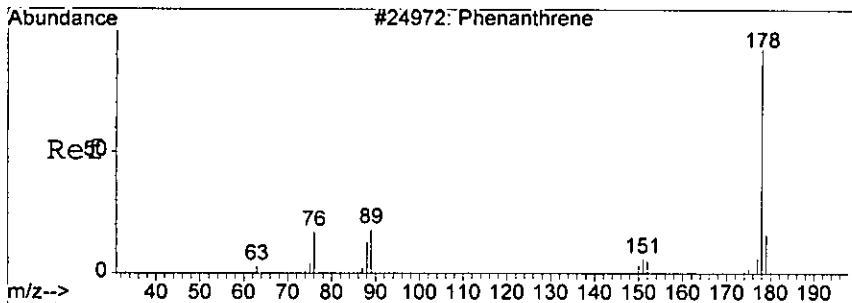
Quantitation Report

Data File : G:\GcMsData\2005\Gcms_5\Data\08-08-05\5M09832.D Vial: 7
 Acq On : 8 Aug 2005 8:41 Operator: AHD
 Sample : AC18807-021 Inst : GCMS_5
 Misc : S,BNA Multiplr: 1.00
 MS Integration Params: RTEINT.P
 Quant Time: Aug 11 12:24 2005

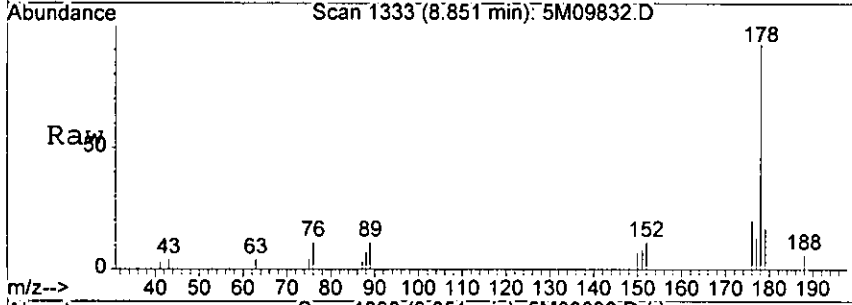
Quant Results File: 5M_0722.RES

Method : G:\GCMSDATA\2005\GCMS_5\METHODS\5M_0722.M (RTE Integrator)
 Title : @GCMS_5,mg,625,8270
 Last Update : Fri Jul 22 11:19:45 2005
 Response via : Initial Calibration

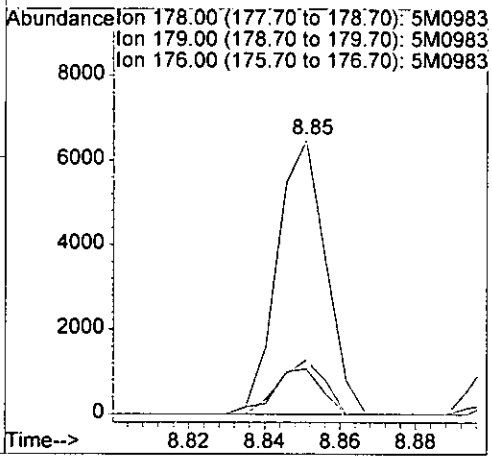
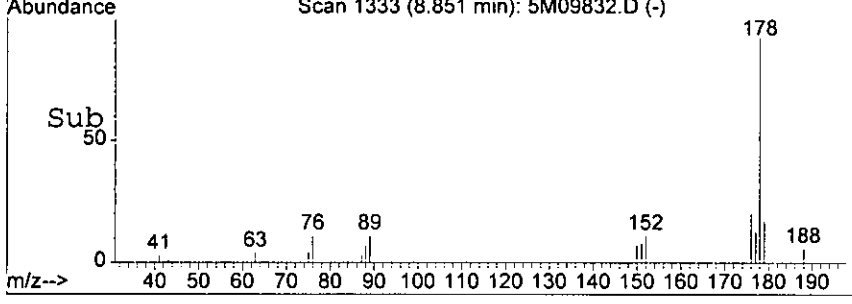




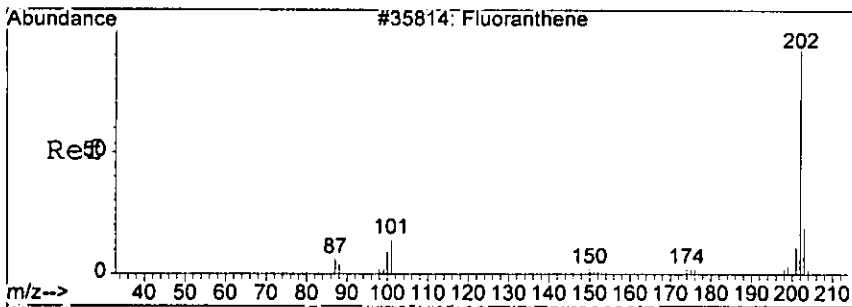
#70
 Phenanthrene
 Concen: 1.75 ng
 RT: 8.85 min Scan# 1333
 Delta R.T. -0.20 min
 Lab File: 5M09832.D
 Acq: 8 Aug 2005 8:41



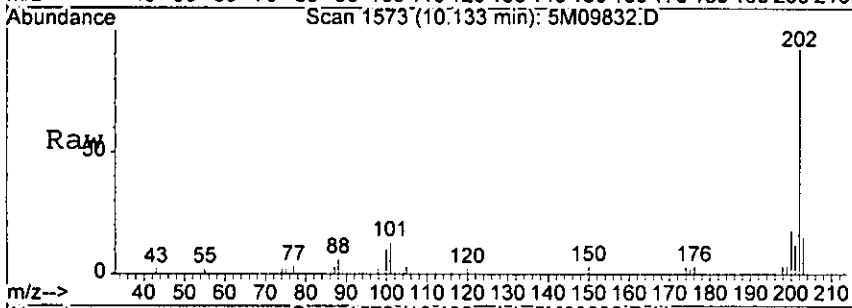
Tgt Ion	Resp	Lower	Upper
178	5774	100	100
179	16.6	0.0	54.9
176	19.7	0.0	57.7



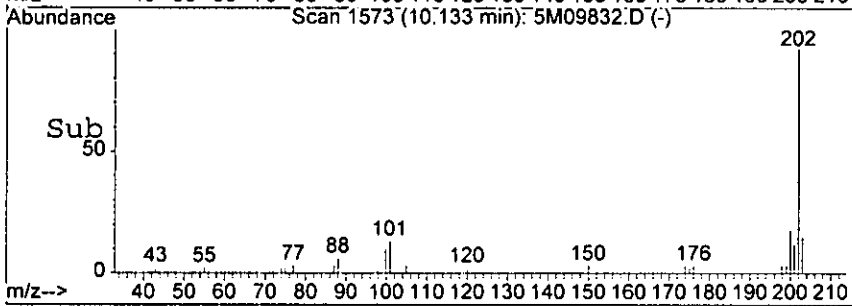
Handwritten signature



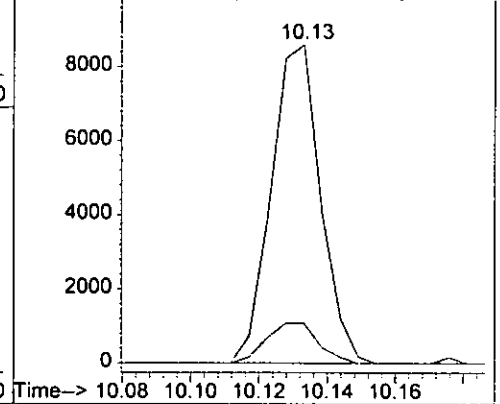
#76
 Fluoranthene
 Concen: 2.40 ng
 RT: 10.13 min Scan# 1573
 Delta R.T. -0.22 min
 Lab File: 5M09832.D
 Acq: 8 Aug 2005 8:41



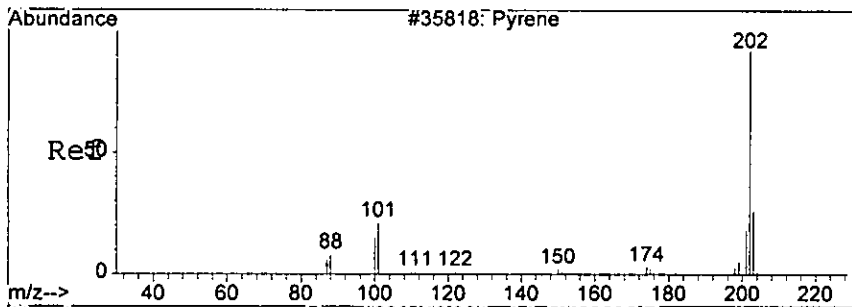
Tgt Ion: 202 Resp: 8616
 Ion Ratio Lower Upper
 202 100
 101 12.7 0.0 52.5



Abundance Ion 202.00 (201.70 to 202.70): 5M0983
 10000 Ion 101.00 (100.70 to 101.70): 5M0983



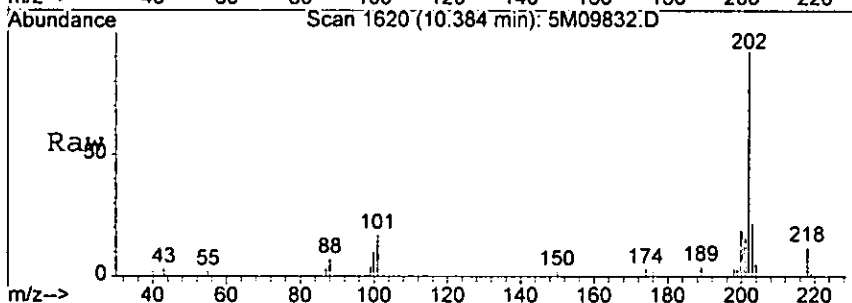
Handwritten signature



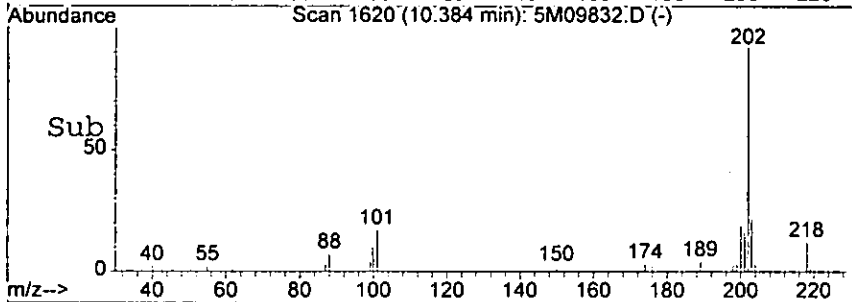
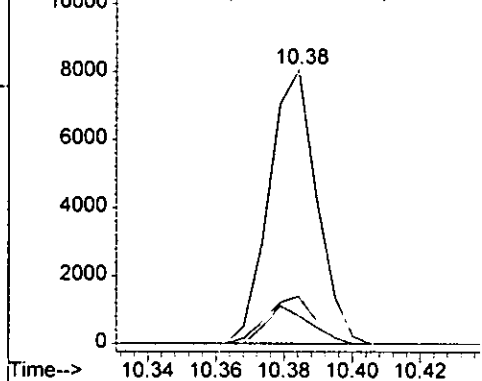
#78
 Pyrene
 Concen: 2.46 ng
 RT: 10.38 min Scan# 1620
 Delta R.T. -0.22 min
 Lab File: 5M09832.D
 Acq: 8 Aug 2005 8:41

50932

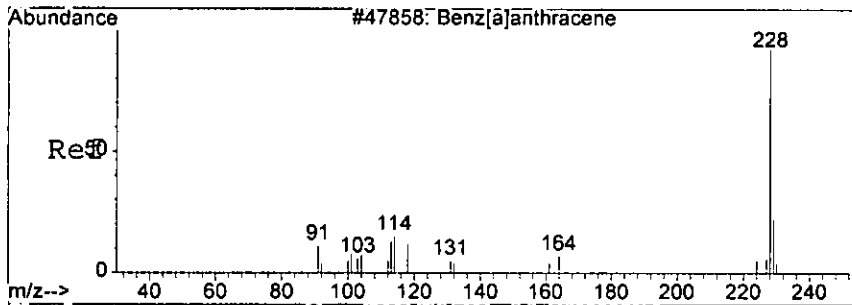
Tgt Ion	202	Resp	7845
Ion	Ratio	Lower	Upper
202	100		
101	17.4	0.0	55.5
100	10.2	0.0	52.1



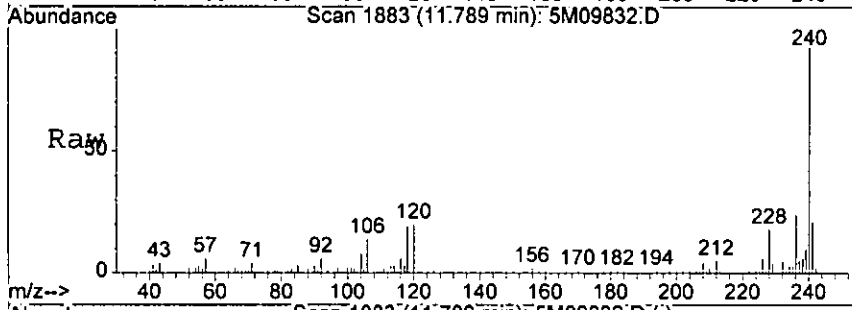
Abundance Ion 202.00 (201.70 to 202.70): 5M0983
 Ion 101.00 (100.70 to 101.70): 5M0983
 Ion 100.00 (99.70 to 100.70): 5M09832



Handwritten signature

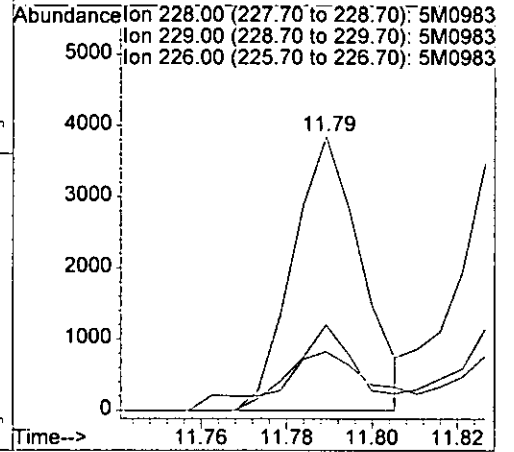
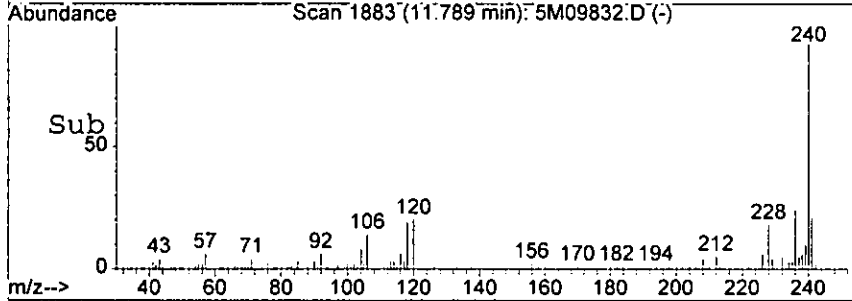


#85
 Benzo[a]anthracene
 Concen: 1.47 ng
 RT: 11.79 min Scan# 1883
 Delta R.T. -0.23 min
 Lab File: 5M09832.D
 Acq: 8 Aug 2005 8:41



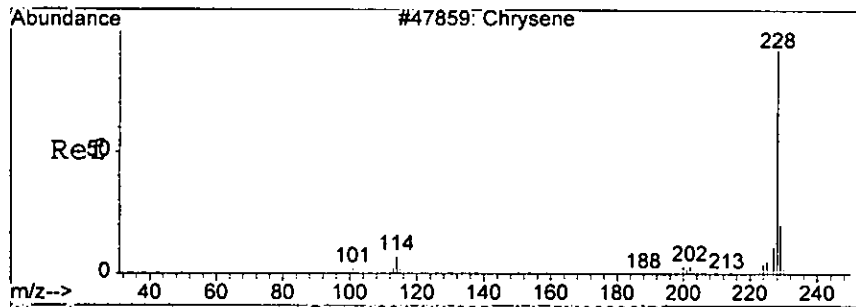
Tgt Ion: 228 Resp: 4291

Ion	Ratio	Lower	Upper
228	100		
229	15.9	0.0	58.7
226	31.2	0.0	66.4



Handwritten signature

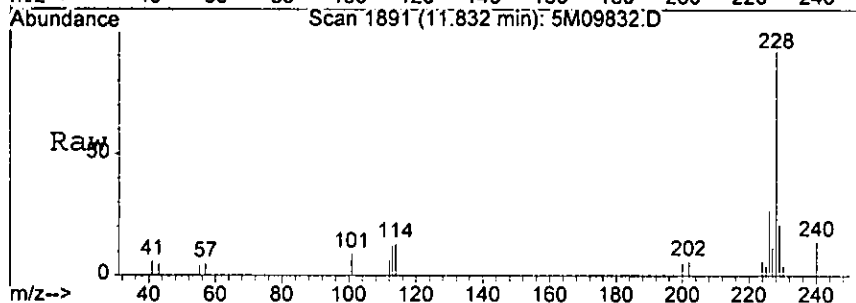
09032



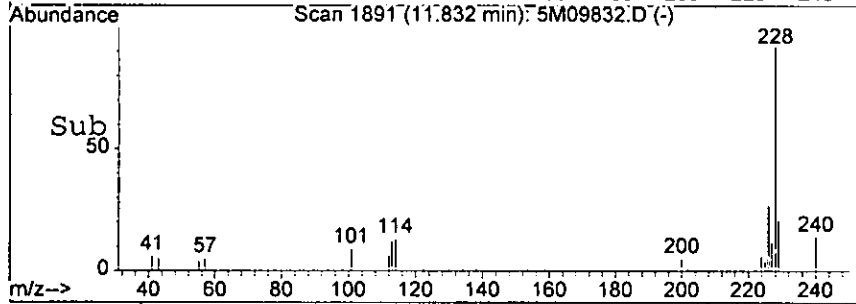
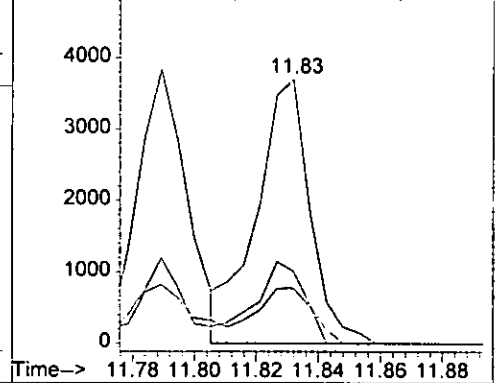
#86
 Chrysene
 Concen: 1.66 ng
 RT: 11.83 min Scan# 1891
 Delta R.T. -0.23 min
 Lab File: 5M09832.D
 Acq: 8 Aug 2005 8:41

Tgt Ion: 228 Resp: 4457

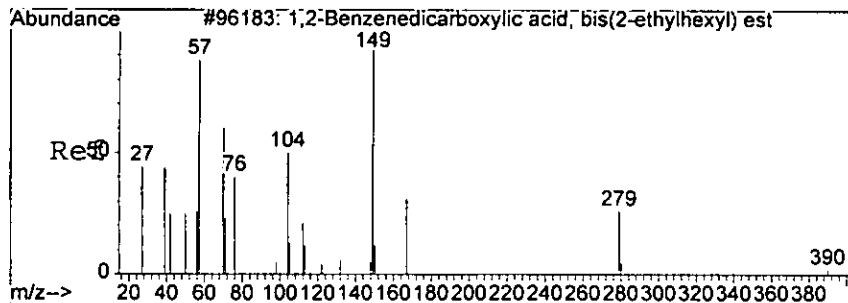
Ion	Ratio	Lower	Upper
228	100		
226	27.4	9.1	49.1
229	20.9	0.0	60.1



Abundance Ion 228.00 (227.70 to 228.70): 5M0983
 Ion 226.00 (225.70 to 226.70): 5M0983
 Ion 229.00 (228.70 to 229.70): 5M0983

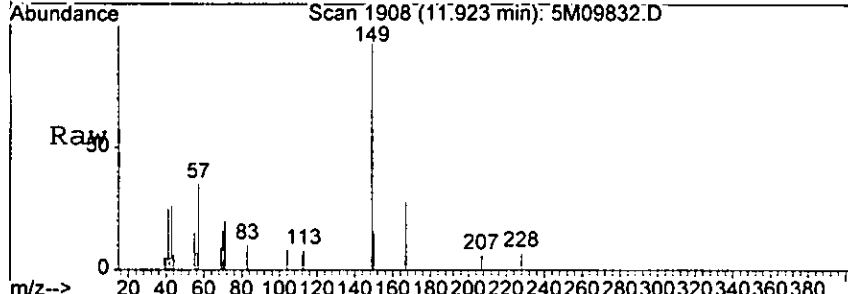


dan

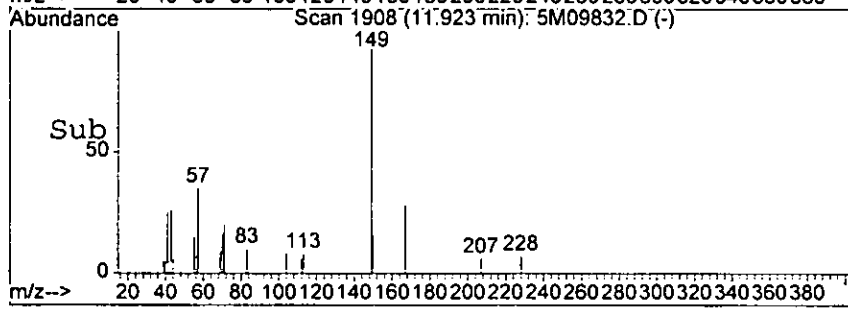
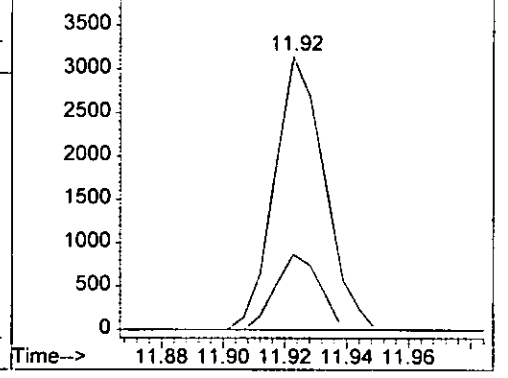


#87
 bis(2-Ethylhexyl)phthalate
 Concen: 1.83 ng
 RT: 11.92 min Scan# 1908
 Delta R.T. -0.21 min
 Lab File: 5M09832.D
 Acq: 8 Aug 2005 8:41

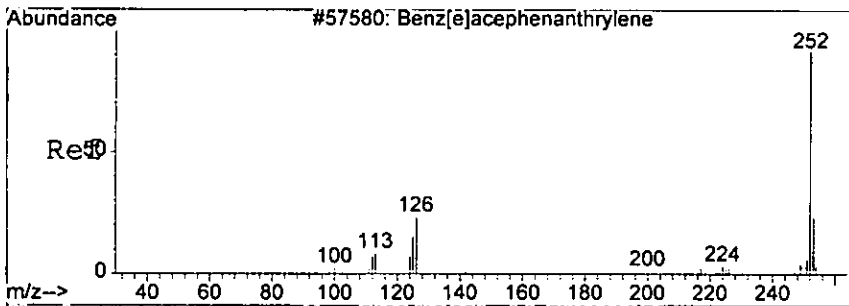
Tgt Ion	Resp	Lower	Upper
149	3538	100	100
167	27.7	2.4	58.4
279	0.0	0.0	44.1



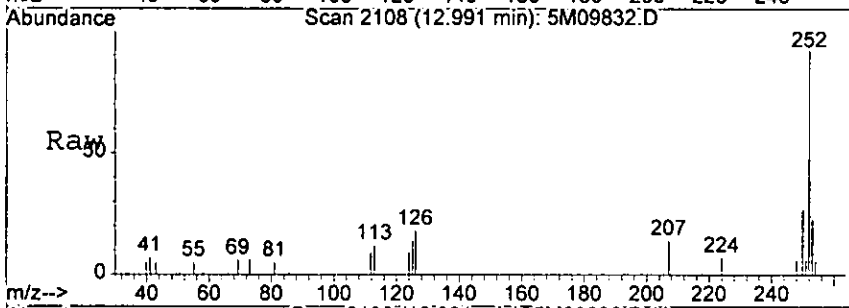
Abundance Ion 149.00 (148.70 to 149.70): 5M0983
 Ion 167.00 (166.70 to 167.70): 5M0983
 Ion 279.00 (278.70 to 279.70): 5M0983



Handwritten signature or initials

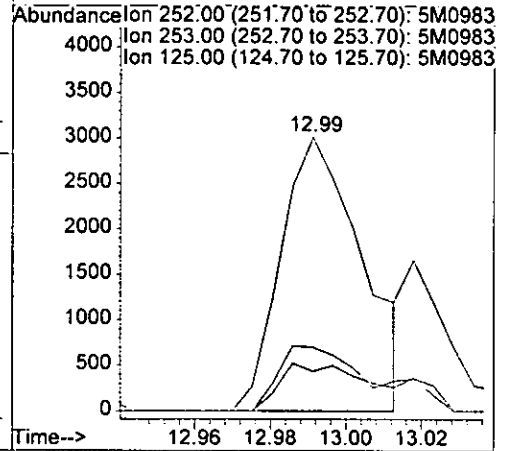
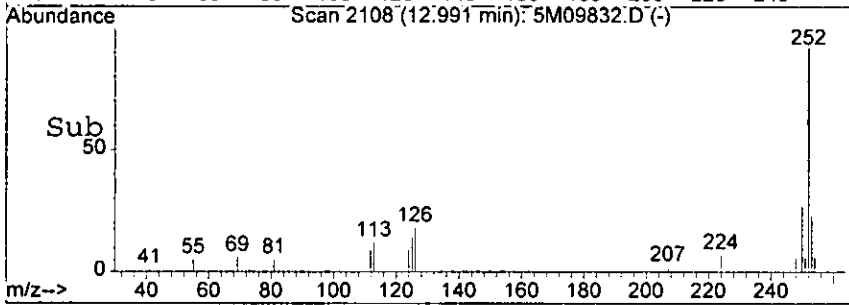


#90
 Benzo [b] fluoranthene
 Concen: 1.97 ng
 RT: 12.99 min Scan# 2108
 Delta R.T. -0.24 min
 Lab File: 5M09832.D
 Acq: 8 Aug 2005 8:41

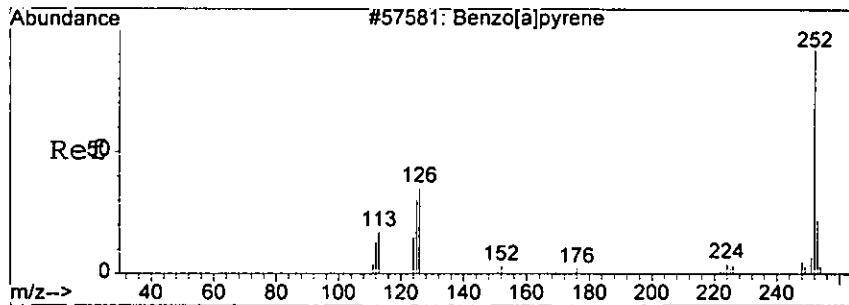


Tgt Ion: 252 Resp: 4492

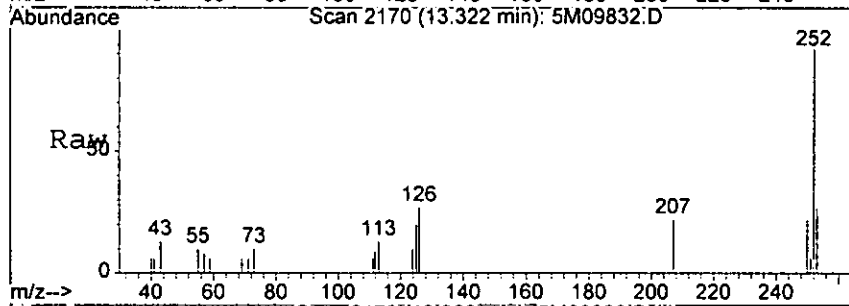
Ion	Ratio	Lower	Upper
252	100		
253	23.2	0.0	61.6
125	14.5	0.0	54.8



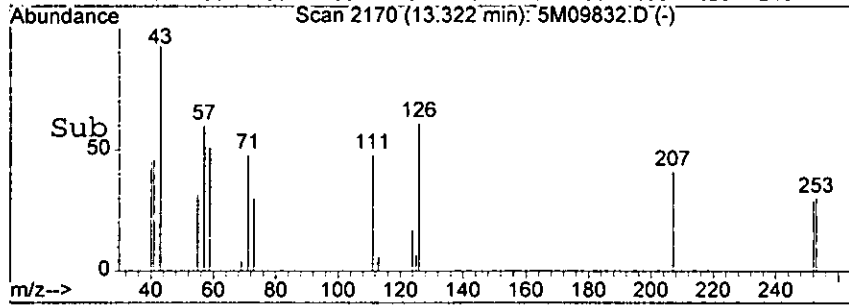
Handwritten signature



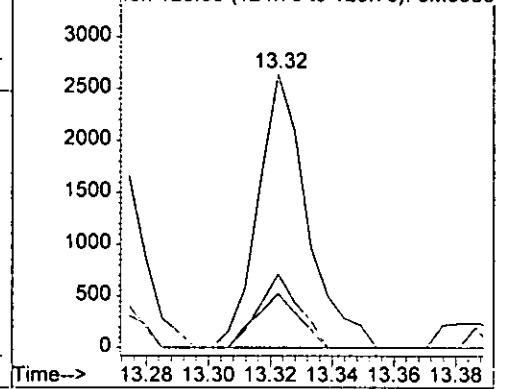
#92
 Benzo[a]pyrene
 Concen: 1.36 ng
 RT: 13.32 min Scan# 2170
 Delta R.T. -0.24 min
 Lab File: 5M09832.D
 Acq: 8 Aug 2005 8:41



Tgt Ion	252	Resp:	2919
Ion Ratio	100	Lower	Upper
252	100		
253	27.0	0.0	61.5
125	19.8	0.0	56.0



Abundance Ion 252.00 (251.70 to 252.70): 5M0983
 Ion 253.00 (252.70 to 253.70): 5M0983
 Ion 125.00 (124.70 to 125.70): 5M0983



Handwritten signature

Form1

ORGANICS SEMIVOLATILE REPORT

Sample Number: AC18807-022
 Client Id: PCSB-33(11.5)
 Data File: 4M05449.D
 Analysis Date: 08/08/05 16:11
 Date Rec/Extracted: 07/28/05-08/07/05

Matrix: Soil
 Initial Vol: 30g
 Final Vol: 1ml
 Dilution: 1
 Solids: 66

Units: mg/Kg

Cas #	Compound	RL	Conc	Cas #	Compound	RL	Conc
120-82-1	1,2,4-Trichlorobenzene	0.014	U	205-99-2	Benzo[b]fluoranthene	0.015	0.077
95-50-1	1,2-Dichlorobenzene	0.023	U	191-24-2	Benzo[g,h,i]perylene	0.0096	U
122-66-7	1,2-Diphenylhydrazine	0.015	U	207-08-9	Benzo[k]fluoranthene	0.016	U
541-73-1	1,3-Dichlorobenzene	0.021	U	111-91-1	bis(2-Chloroethoxy)methan	0.012	U
106-46-7	1,4-Dichlorobenzene	0.026	U	111-44-4	bis(2-Chloroethyl)ether	0.027	U
95-95-4	2,4,5-Trichlorophenol	0.68	U	108-60-1	bis(2-chloroisopropyl)ether	0.016	U
88-06-2	2,4,6-Trichlorophenol	1.2	U	117-81-7	bis(2-Ethylhexyl)phthalat	0.046	0.080
120-83-2	2,4-Dichlorophenol	0.082	U	85-68-7	Butylbenzylphthalate	0.020	U
105-67-9	2,4-Dimethylphenol	0.070	U	86-74-8	Carbazole	0.015	U
51-28-5	2,4-Dinitrophenol	0.34	U	218-01-9	Chrysene	0.010	0.078
121-14-2	2,4-Dinitrotoluene	0.019	U	84-74-2	Di-n-butylphthalate	0.011	U
606-20-2	2,6-Dinitrotoluene	0.021	U	117-84-0	Di-n-octylphthalate	0.012	U
91-58-7	2-Chloronaphthalene	0.014	U	53-70-3	Dibenzof[a,h]anthracene	0.018	U
95-57-8	2-Chlorophenol	0.10	U	132-64-9	Dibenzofuran	0.064	U
91-57-6	2-Methylnaphthalene	0.065	U	84-66-2	Diethylphthalate	0.014	U
95-48-7	2-Methylphenol	0.24	U	131-11-3	Dimethylphthalate	0.011	U
88-74-4	2-Nitroaniline	0.035	U	206-44-0	Fluoranthene	0.015	0.11
88-75-5	2-Nitrophenol	0.059	U	86-73-7	Fluorene	0.013	U
106-44-5	3&4-Methylphenol	0.27	U	118-74-1	Hexachlorobenzene	0.023	U
91-94-1	3,3'-Dichlorobenzidine	0.11	U	87-68-3	Hexachlorobutadiene	0.021	U
99-09-2	3-Nitroaniline	0.21	U	77-47-4	Hexachlorocyclopentadiene	0.13	U
534-52-1	4,6-Dinitro-2-methylphenol	0.096	U	67-72-1	Hexachloroethane	0.038	U
101-55-3	4-Bromophenyl-phenylether	0.019	U	193-39-5	Indeno[1,2,3-cd]pyrene	0.0070	0.056
59-50-7	4-Chloro-3-methylphenol	0.13	U	78-59-1	Isophorone	0.016	U
106-47-8	4-Chloroaniline	0.39	U	621-64-7	N-Nitroso-di-n-propylamine	0.024	U
7005-72-3	4-Chlorophenyl-phenylether	0.023	U	62-75-9	N-Nitrosodimethylamine	0.60	U
100-01-6	4-Nitroaniline	0.12	U	86-30-6	n-Nitrosodiphenylamine	0.024	U
100-02-7	4-Nitrophenol	0.090	U	91-20-3	Naphthalene	0.012	0.055
83-32-9	Acenaphthene	0.021	U	98-95-3	Nitrobenzene	0.020	U
208-96-8	Acenaphthylene	0.012	0.089	87-86-5	Pentachlorophenol	0.062	U
120-12-7	Anthracene	0.013	0.14	85-01-8	Phenanthrene	0.012	0.11
92-87-5	Benzidine	0.11	U	108-95-2	Phenol	0.077	U
56-55-3	Benzo[a]anthracene	0.0088	0.081	129-00-0	Pyrene	0.012	0.095
50-32-8	Benzo[a]pyrene	0.012	0.051				

Worksheet #: 18122

Total Target Concentration 1.022

U - Indicates the compound was analyzed but not detected.
 B - Indicates the analyte was found in the blank as well as in the sample.
 E - Indicates the analyte concentration exceeds the calibration range of the instrument.

R - Retention Time Out
 J - Indicates an estimated value when a compound is detected at less than the specified detection limit.

Data File : G:\GcMsData\2005\Gcms_4\Data\08-08-05\4M05449.D Vial: 25
 Acq On : 8 Aug 2005 16:11 Operator: AHD
 Sample : AC18807-022 Inst : GCMS_4
 Misc : S,BNA Multiplr: 1.00

MS Integration Params: RTEINT.P
 Quant Time: Aug 11 12:26 2005

Quant Results File: 4M_0803.RES

Quant Method : G:\GCMSDATA\2005\GCMS_4\METHODS\4M_0803.M (RTE Integrator)
 Title : @GCMS_4,mg,625,8270
 Last Update : Wed Aug 03 12:10:40 2005
 Response via : Initial Calibration
 DataAcq Meth : 4M_0803

Internal Standards	R.T.	QIon	Response	Conc	Units	Dev(Min)
1) 1,4-Dichlorobenzene-d4	4.89	152	28444	40.00	ng	-0.05
19) Naphthalene-d8	5.90	136	88326	40.00	ng	-0.05
35) Acenaphthene-d10	7.47	164	43817	40.00	ng	-0.06
59) Phenanthrene-d10	9.08	188	61710	40.00	ng	-0.06
72) Chrysene-d12	12.28	240	42642	40.00	ng	-0.06
81) Perylene-d12	14.14	264	33060	40.00	ng	-0.05

System Monitoring Compounds

4) 2-Fluorophenol	3.75	112	104001	129.62	ng	-0.05
Spiked Amount	200.000		Recovery	=	64.81%	
7) Phenol-d5	4.62	99	144559	135.35	ng	-0.04
Spiked Amount	200.000		Recovery	=	67.68%	
20) Nitrobenzene-d5	5.33	128	26104	59.03	ng	-0.05
Spiked Amount	100.000		Recovery	=	59.03%	
40) 2-Fluorobiphenyl	6.83	172	106517	75.86	ng	-0.05
Spiked Amount	100.000		Recovery	=	75.86%	
62) 2,4,6-Tribromophenol	8.30	332	45056	163.12	ng	-0.06
Spiked Amount	200.000		Recovery	=	81.56%	
75) Terphenyl-d14	10.98	244	76790	63.92	ng	-0.05
Spiked Amount	100.000		Recovery	=	63.92%	

Target Compounds

	R.T.	QIon	Response	Conc	Units	Qvalue
29) Naphthalene	5.92	128	2095	1.08	ng	64
46) Acenaphthylene	7.33	152	3323	1.76	ng	57
67) Phenanthrene	9.10	178	3455	2.24	ng	71
68) Anthracene	9.16	178	4219	2.70	ng	95
71) Fluoranthene	10.49	202	3417	2.13	ng	59
73) Pyrene	10.75	202	3098	1.89	ng	89
78) Benzo[a]anthracene	12.27	228	2152	1.61	ng	56
79) Chrysene	12.31	228	1840m	1.54	ng	
80) bis(2-Ethylhexyl)phthalate	12.40	149	1656	1.59	ng	54
83) Benzo[b]fluoranthene	13.66	252	2098m	1.53	ng	
85) Benzo[a]pyrene	14.07	252	1146	1.01	ng	56
86) Indeno[1,2,3-cd]pyrene	15.37	276	1127	1.10	ng	41

hgw

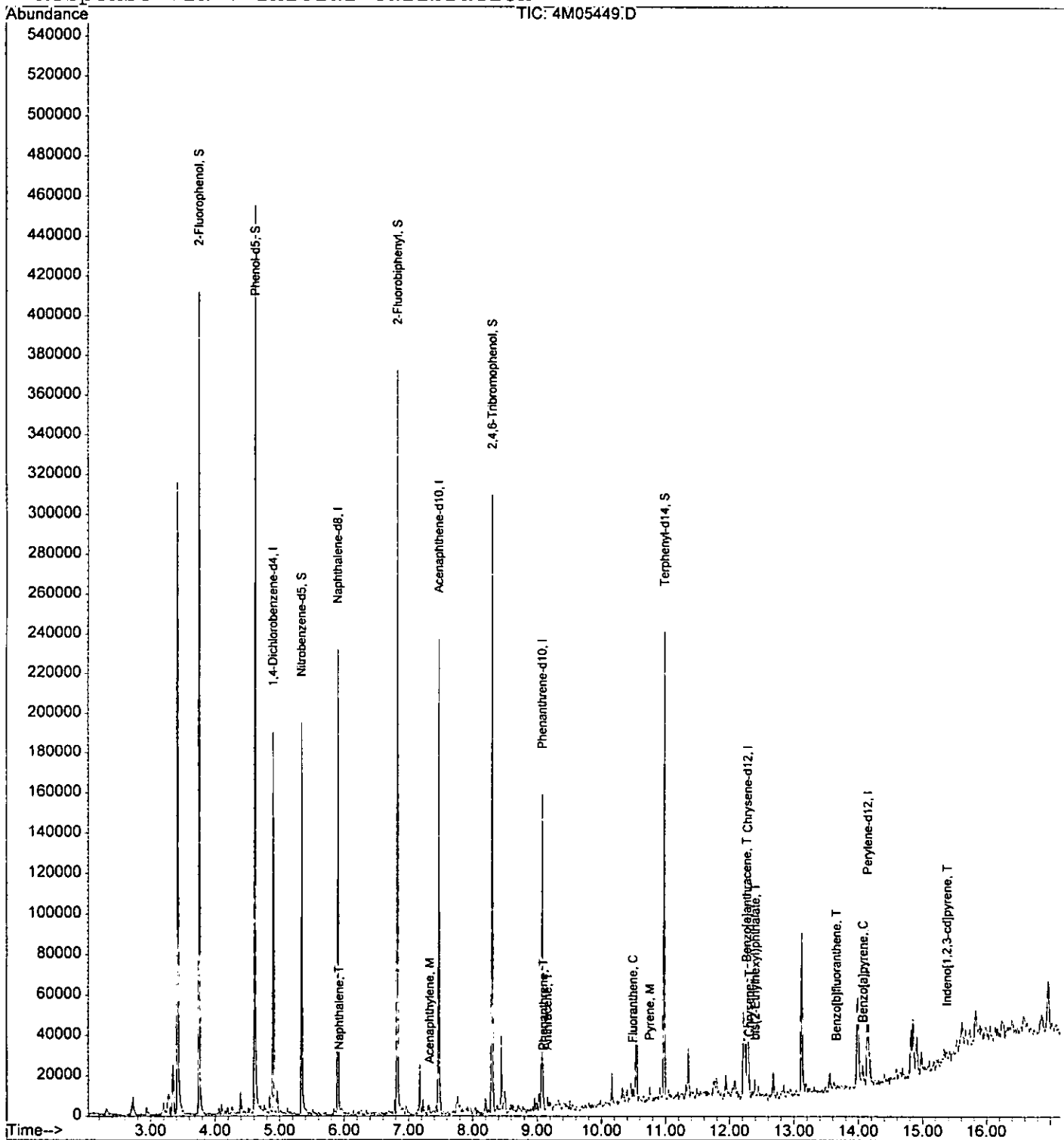
(#) = qualifier out of range (m) = manual integration

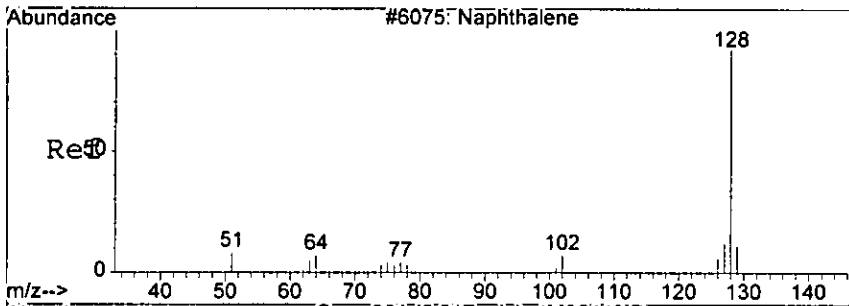
Quantitation Report

Data File : G:\GcMsData\2005\Gcms_4\Data\08-08-05\4M05449.D Vial: 25
Acq On : 8 Aug 2005 16:11 Operator: AHD
Sample : AC18807-022 Inst : GCMS_4
Misc : S,BNA Multiplr: 1.00
MS Integration Params: RTEINT.P
Quant Time: Aug 11 12:26 2005

Quant Results File: 4M_0803.RES

Method : G:\GCMSDATA\2005\GCMS_4\METHODS\4M_0803.M (RTE Integrator)
Title : @GCMS_4,mg,625,8270
Last Update : Wed Aug 03 12:10:40 2005
Response via : Initial Calibration

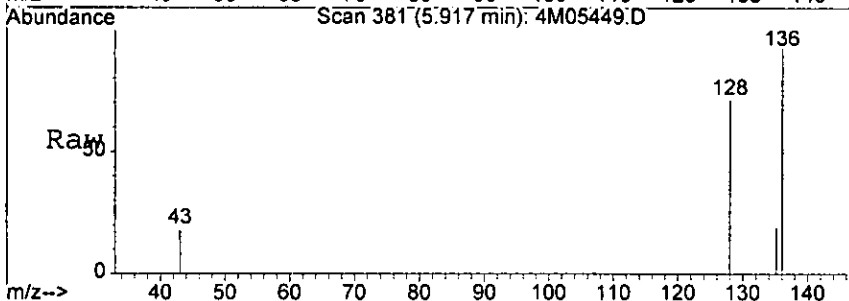




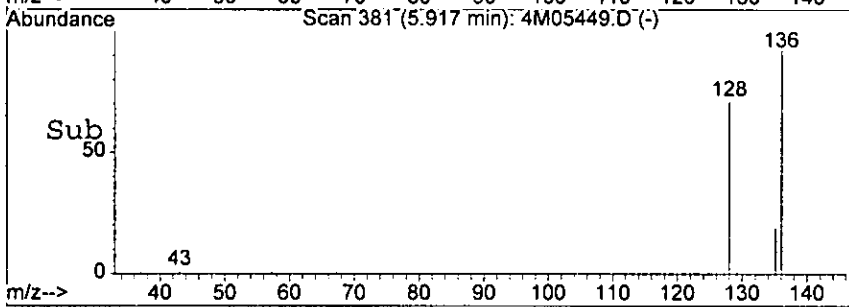
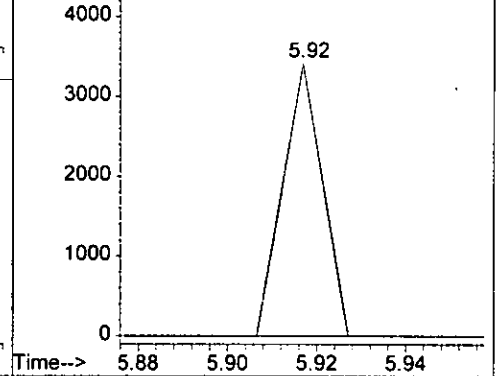
#29
 Naphthalene
 Concen: 1.08 ng
 RT: 5.92 min Scan# 381
 Delta R.T. -0.05 min
 Lab File: 4M05449.D
 Acq: 8 Aug 2005 16:11

6068

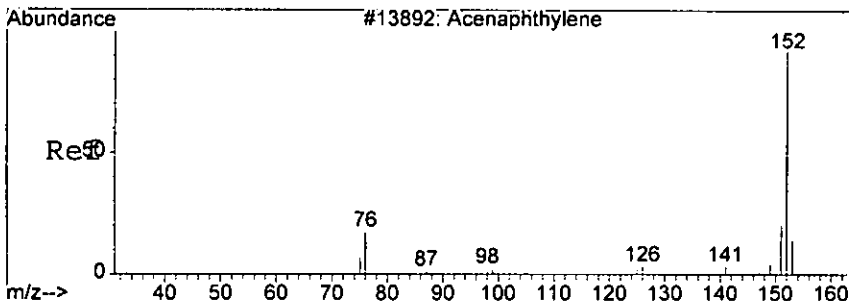
Tgt Ion	Resp	Lower	Upper
128	100		
129	0.0	0.0	51.8
127	0.0	0.0	57.0



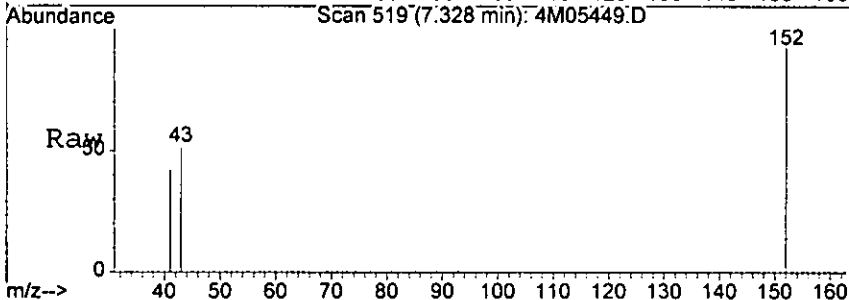
Abundance Ion 128.00 (127.70 to 128.70): 4M0544
 Ion 129.00 (128.70 to 129.70): 4M0544
 Ion 127.00 (126.70 to 127.70): 4M0544



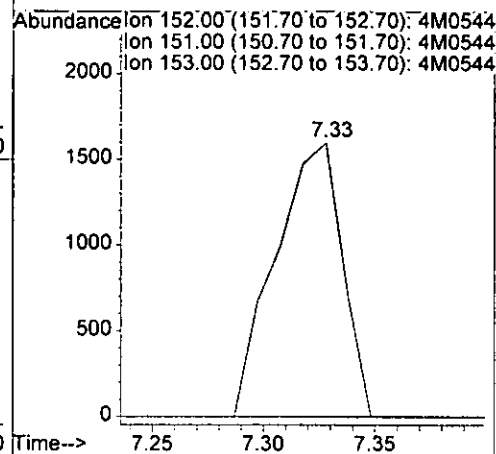
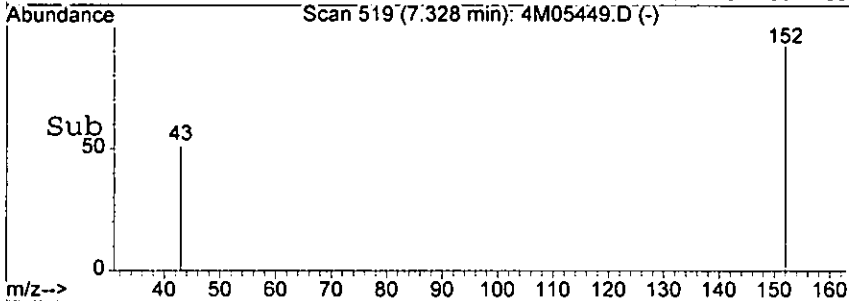
LSM



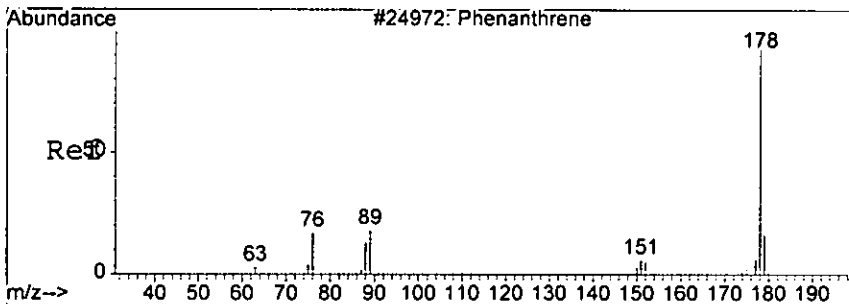
#46
Acenaphthylene
Concen: 1.76 ng
RT: 7.33 min Scan# 519
Delta R.T. -0.06 min
Lab File: 4M05449.D
Acq: 8 Aug 2005 16:11



Tgt Ion	Resp	Lower	Upper
152	3323	100	
151	0.0	0.0	63.6
153	0.0	0.0	53.8

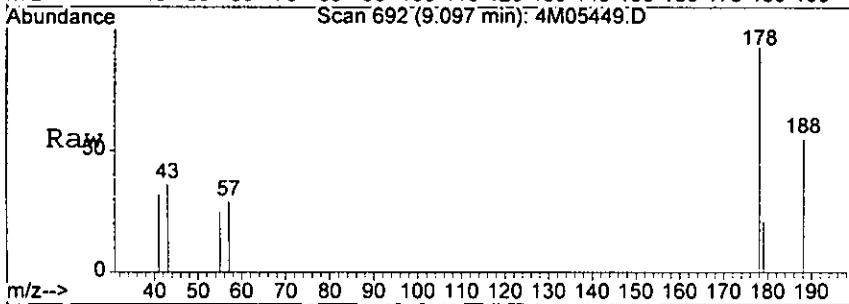


Handwritten signature

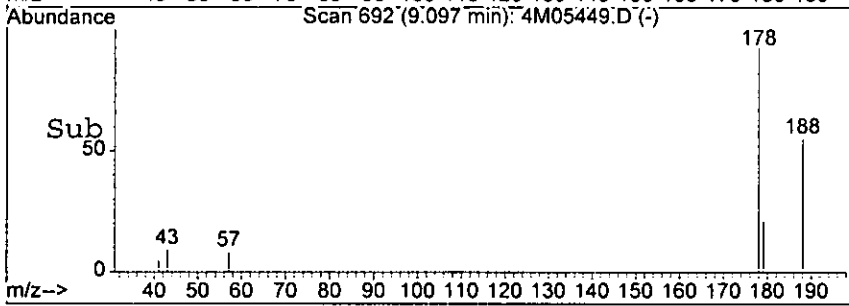
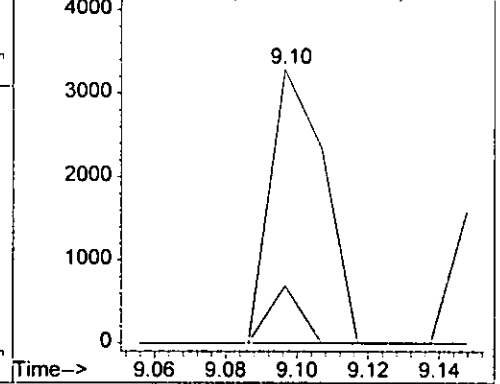


#67
 Phenanthrene
 Concen: 2.24 ng
 RT: 9.10 min Scan# 692
 Delta R.T. -0.06 min
 Lab File: 4M05449.D
 Acq: 8 Aug 2005 16:11

Tgt Ion	Resp	Lower	Upper
178	3455	100	100
179	21.0	0.0	56.6
176	0.0	0.0	60.5

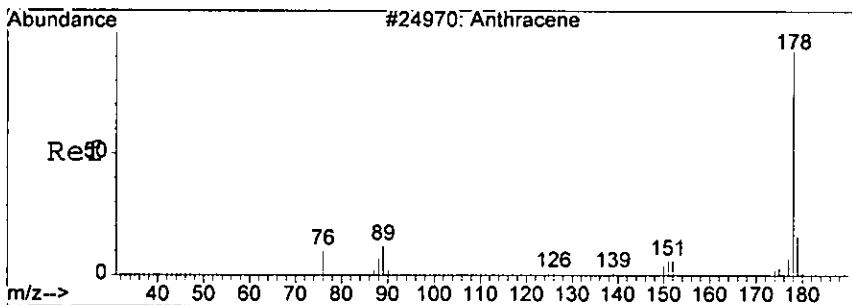


Abundance Ion 178.00 (177.70 to 178.70): 4M0544
 Ion 179.00 (178.70 to 179.70): 4M0544
 Ion 176.00 (175.70 to 176.70): 4M0544

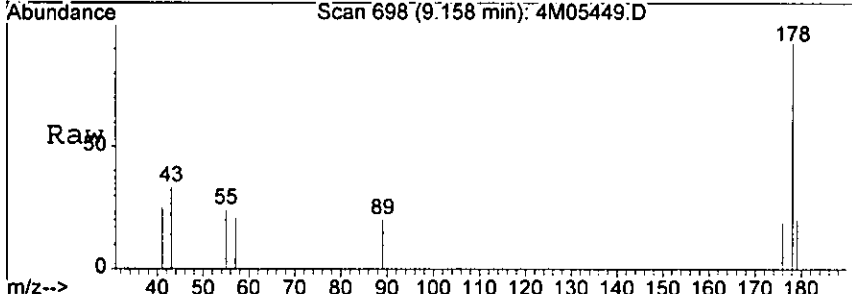


Handwritten signature

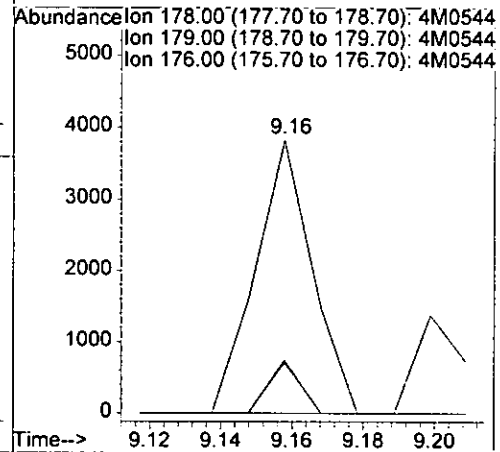
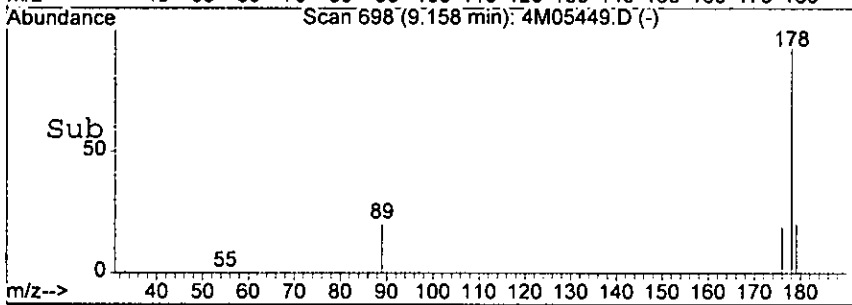
698



#68
 Anthracene
 Concen: 2.70 ng
 RT: 9.16 min Scan# 698
 Delta R.T. -0.06 min
 Lab File: 4M05449.D
 Acq: 8 Aug 2005 16:11

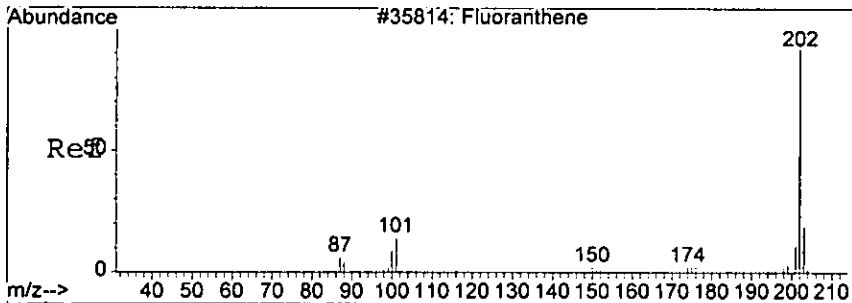


Tgt Ion	Resp	Lower	Upper
178	4219	100	
179	19.6	0.0	56.6
176	18.6	0.0	60.2



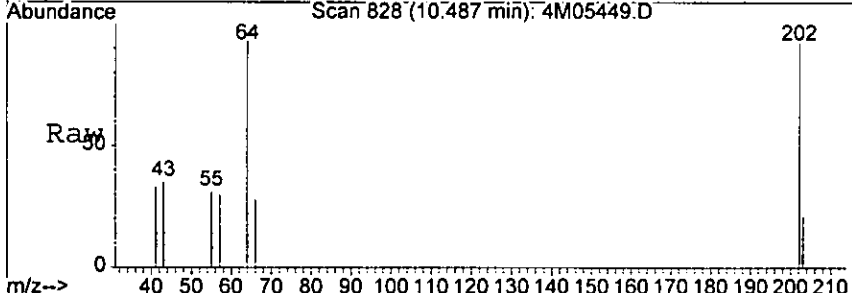
Handwritten signature

5843

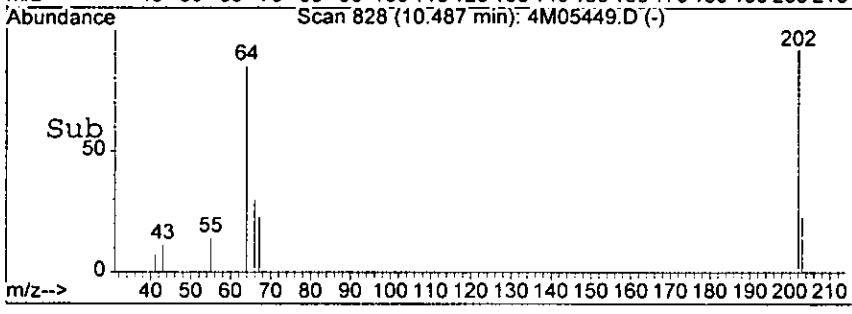
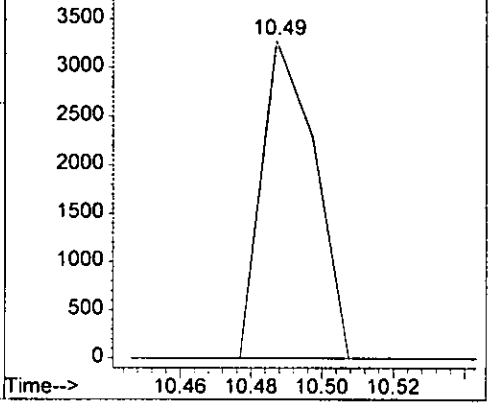


#71
Fluoranthene
Concen: 2.13 ng
RT: 10.49 min Scan# 828
Delta R.T. -0.06 min
Lab File: 4M05449.D
Acq: 8 Aug 2005 16:11

Tgt Ion:	202	Resp:	3417
Ion Ratio	Lower	Upper	
202	100		
101	0.0	0.0	58.3

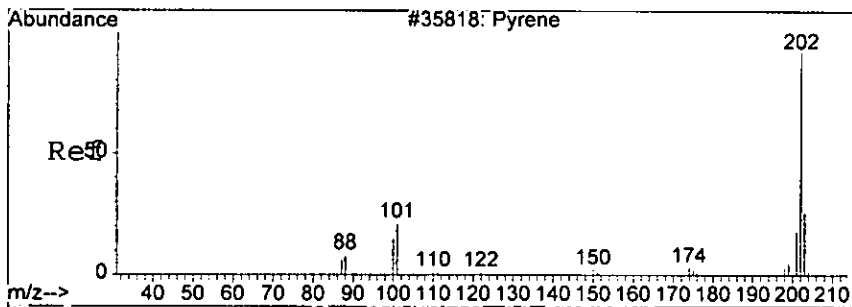


Abundance Ion 202.00 (201.70 to 202.70): 4M0544
Ion 101.00 (100.70 to 101.70): 4M0544

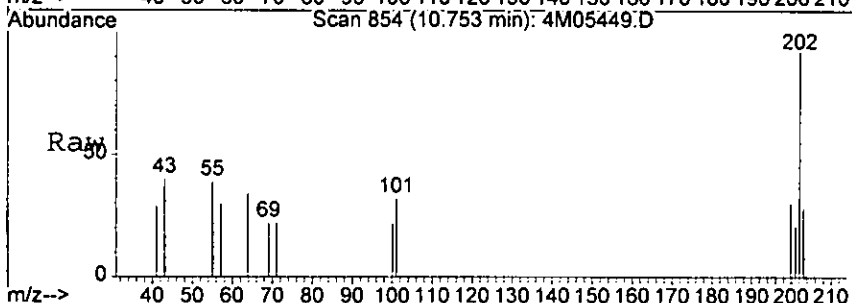


Handwritten signature

5944

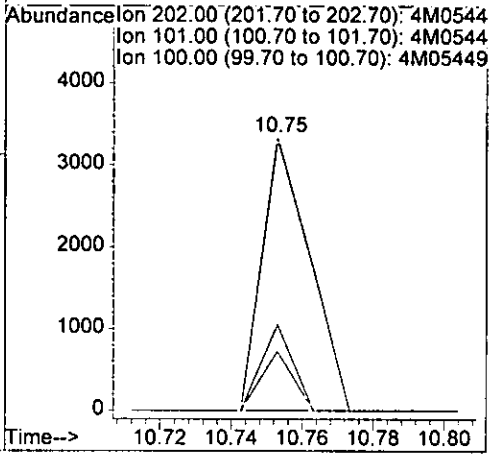
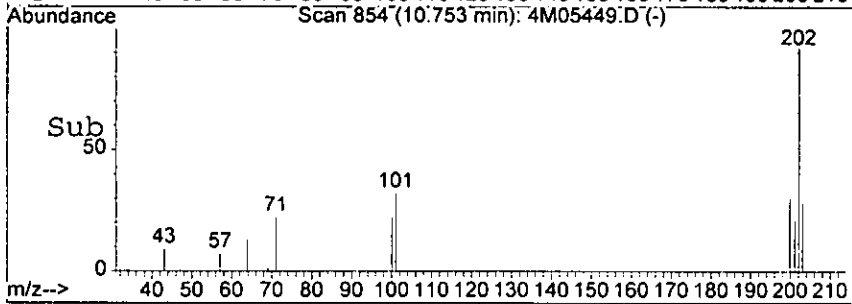


#73
 Pyrene
 Concen: 1.89 ng
 RT: 10.75 min Scan# 854
 Delta R.T. -0.06 min
 Lab File: 4M05449.D
 Acq: 8 Aug 2005 16:11

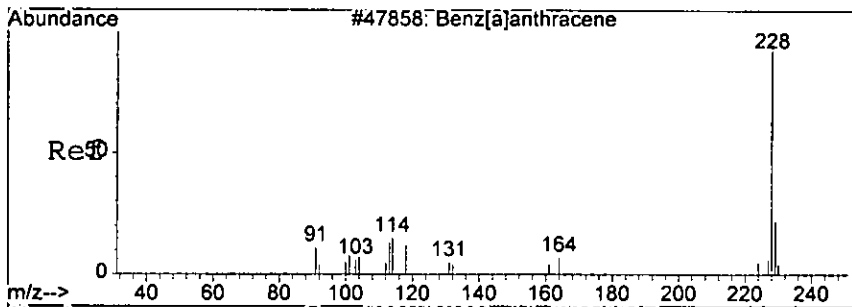


Tgt Ion: 202 Resp: 3098

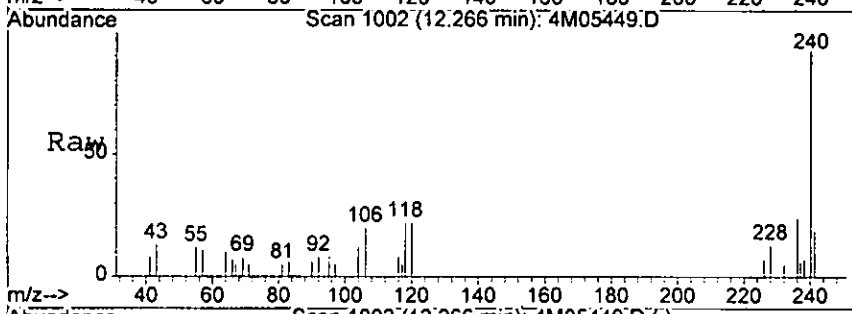
Ion	Ratio	Lower	Upper
202	100		
101	31.7	0.0	62.7
100	21.8	0.0	60.5



Handwritten signature

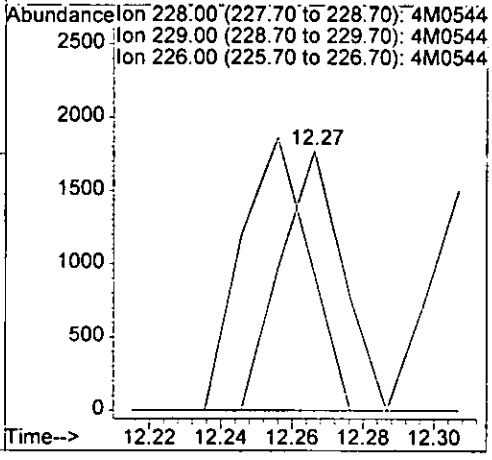
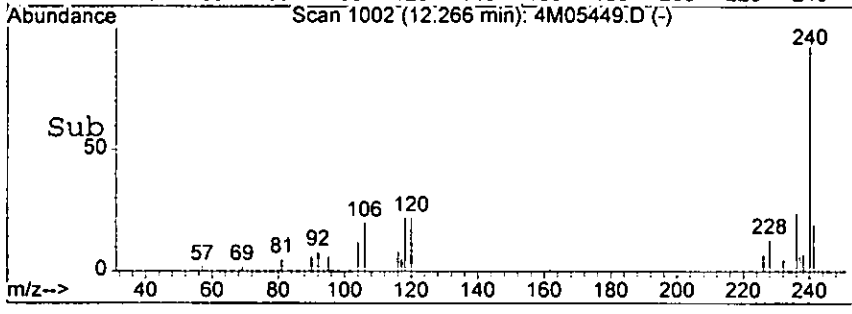


#78
 Benzo[a]anthracene
 Concen: 1.61 ng
 RT: 12.27 min Scan# 1002
 Delta R.T. -0.06 min
 Lab File: 4M05449.D
 Acq: 8 Aug 2005 16:11



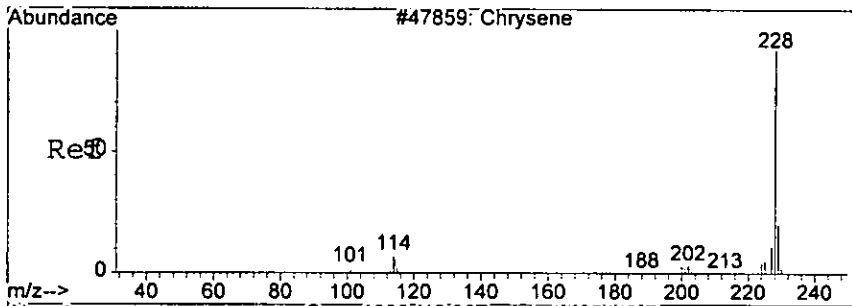
Tgt Ion: 228 Resp: 2152

Ion	Ratio	Lower	Upper
228	100		
229	0.0	0.0	60.5
226	52.5	0.0	69.0

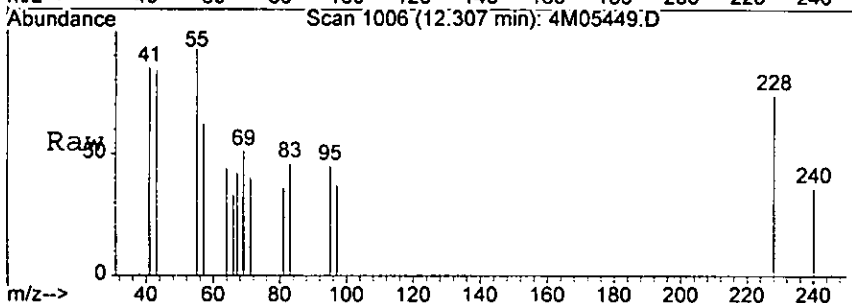


Handwritten signature

9845

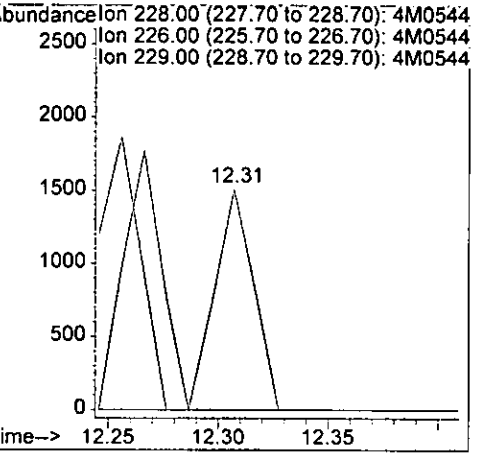
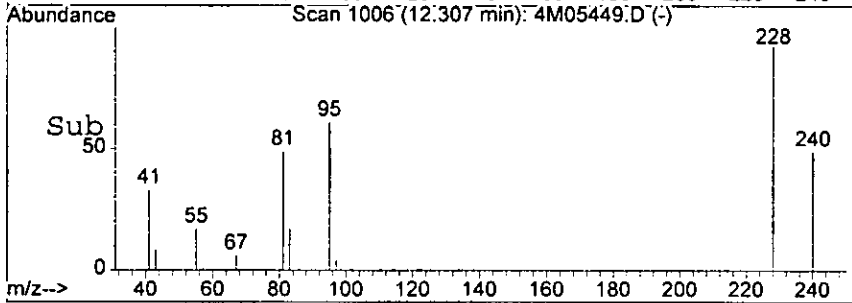


#79
 Chrysene
 Concen: 1.54 ng m
 RT: 12.31 min Scan# 1006
 Delta R.T. -0.06 min
 Lab File: 4M05449.D
 Acq: 8 Aug 2005 16:11

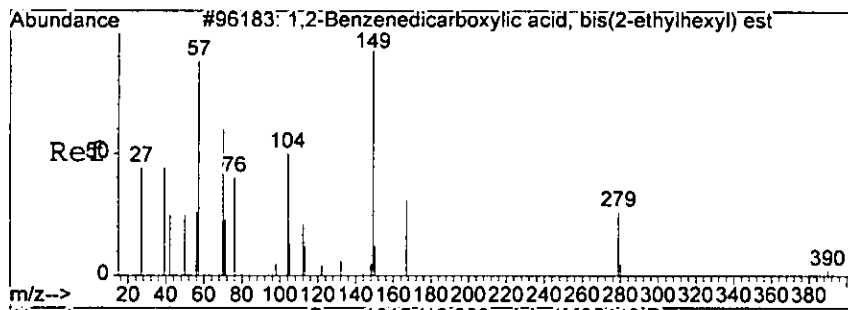


Tgt Ion: 228 Resp: 1840

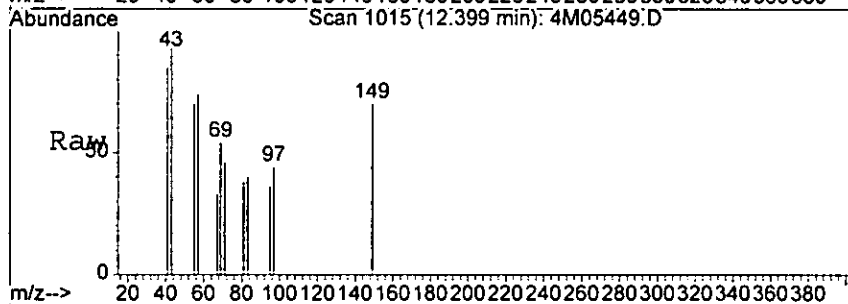
Ion	Ratio	Lower	Upper
228	100		
226	0.0	12.0	52.0#
229	0.0	0.0	61.1



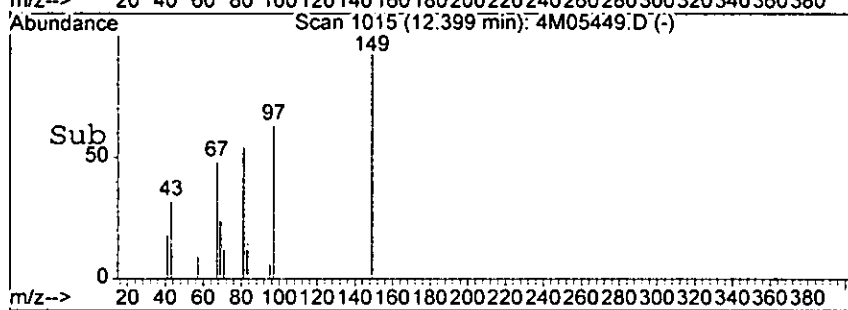
Handwritten signature



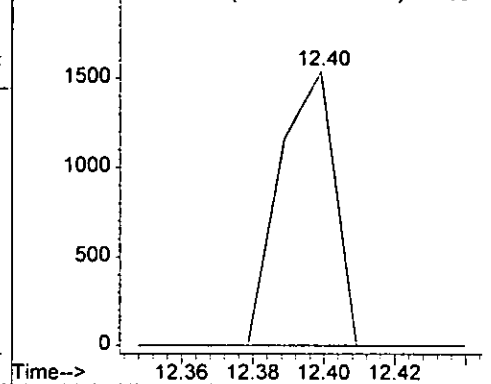
#80
 bis(2-Ethylhexyl)phthalate
 Concen: 1.59 ng
 RT: 12.40 min Scan# 1015
 Delta R.T. -0.06 min
 Lab File: 4M05449.D
 Acq: 8 Aug 2005 16:11



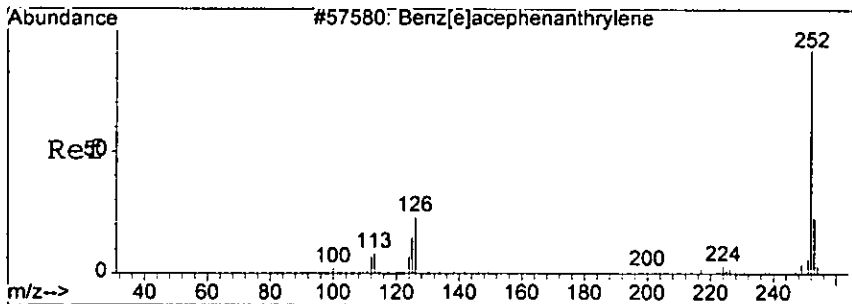
Tgt Ion	Ratio	Lower	Upper
149	100		
167	0.0	0.0	53.9
279	0.0	0.0	43.5



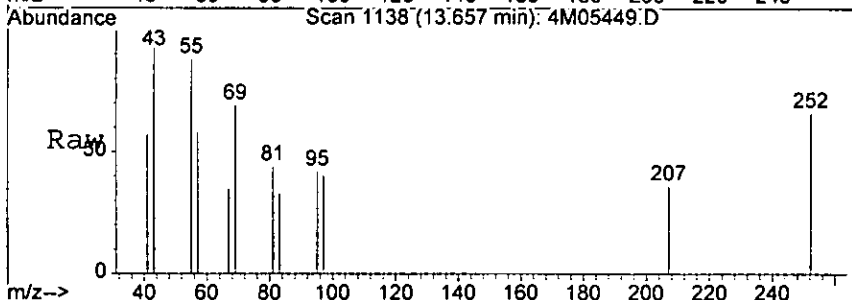
Abundance Ion 149.00 (148.70 to 149.70): 4M0544
 Ion 167.00 (166.70 to 167.70): 4M0544
 Ion 279.00 (278.70 to 279.70): 4M0544



Handwritten signature

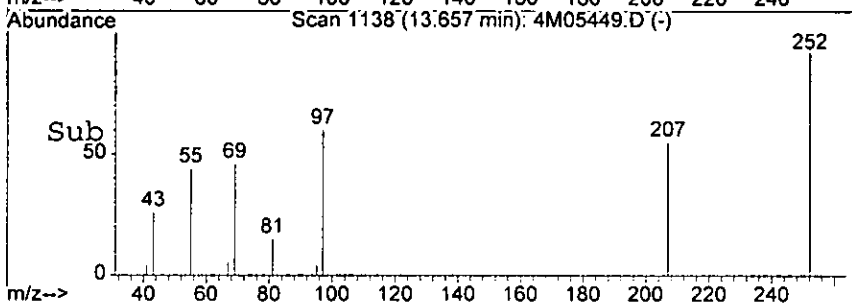


#83
Benzo [b] fluoranthene
Concen: 1.53 ng m
RT: 13.66 min Scan# 1138
Delta R.T. -0.06 min
Lab File: 4M05449.D
Acq: 8 Aug 2005 16:11

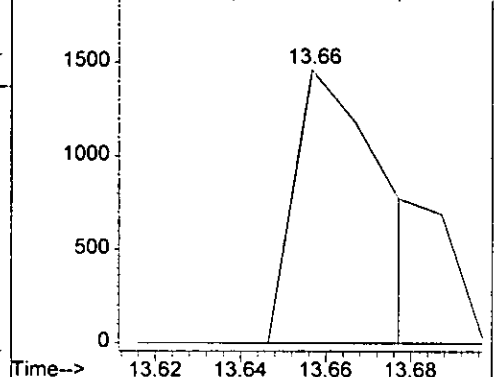


Tgt Ion: 252 Resp: 2098

Ion	Ratio	Lower	Upper
252	100		
253	0.0	0.0	63.3
125	0.0	0.0	57.6

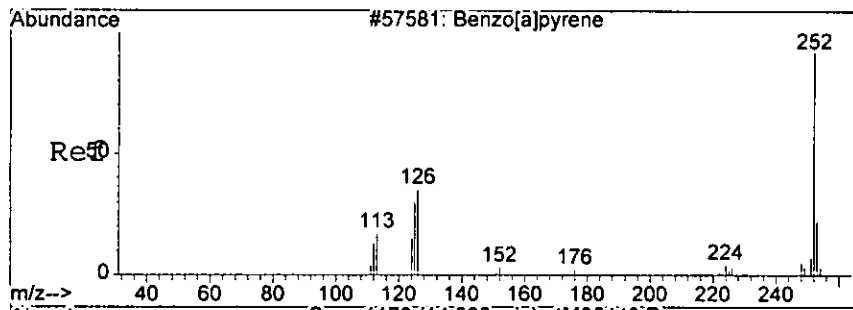


Abundance Ion 252.00 (251.70 to 252.70): 4M0544
2000 Ion 253.00 (252.70 to 253.70): 4M0544
Ion 125.00 (124.70 to 125.70): 4M0544



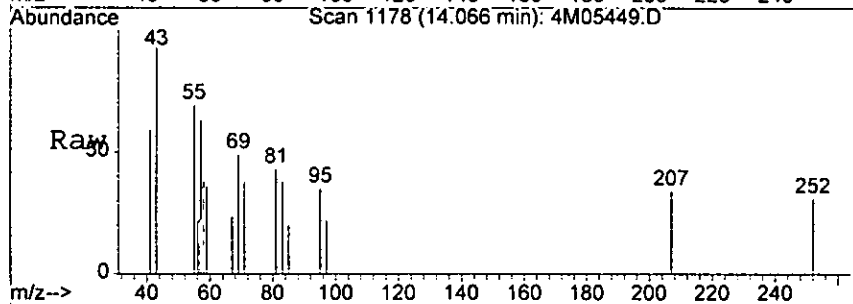
Handwritten signature

6768

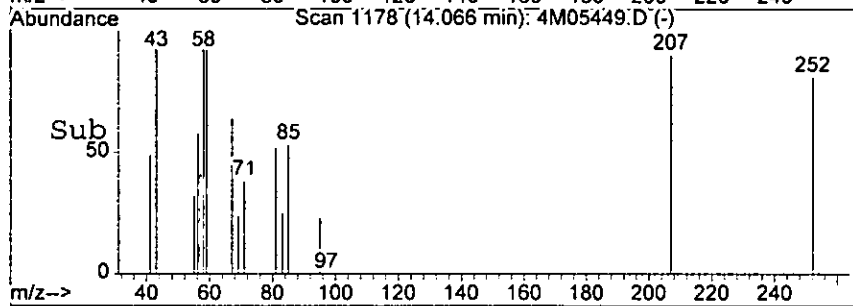
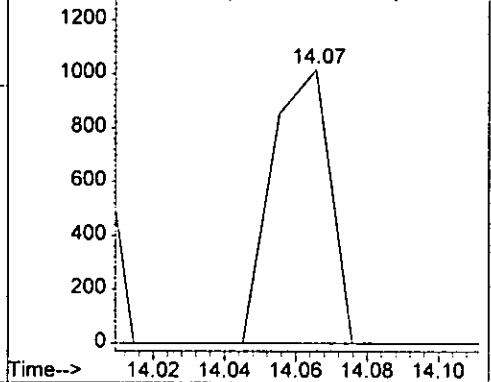


#85
 Benzo[a]pyrene
 Concen: 1.01 ng
 RT: 14.07 min Scan# 1178
 Delta R.T. -0.05 min
 Lab File: 4M05449.D
 Acq: 8 Aug 2005 16:11

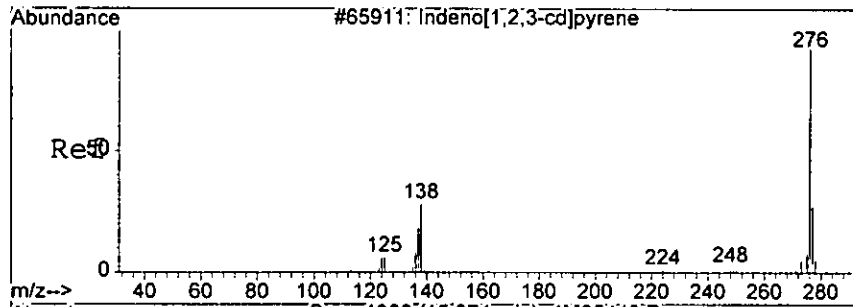
Tgt Ion	252	Resp	1146
Ion Ratio	Lower	Upper	
252	100		
253	0.0	0.0	62.9
125	0.0	0.0	57.6



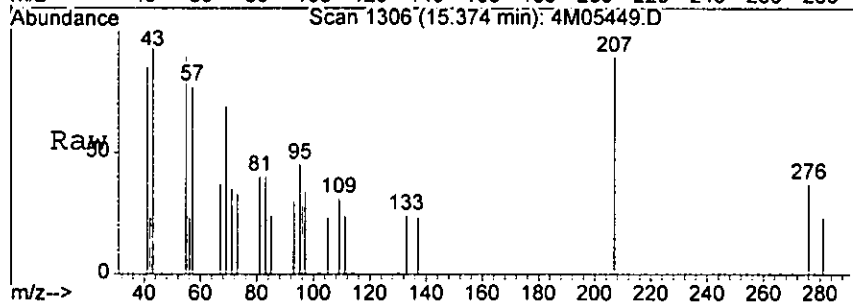
Abundance Ion 252.00 (251.70 to 252.70): 4M0544
 Ion 253.00 (252.70 to 253.70): 4M0544
 Ion 125.00 (124.70 to 125.70): 4M0544



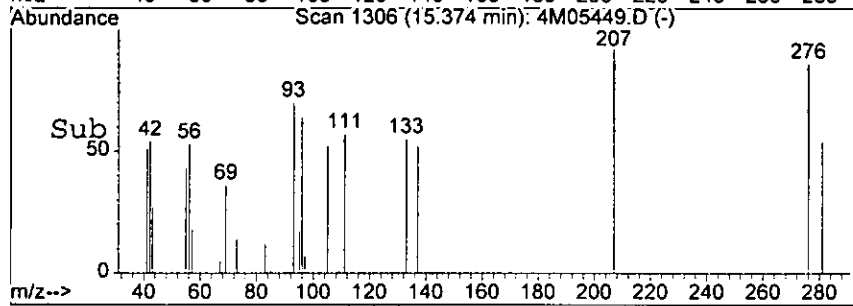
Handwritten signature



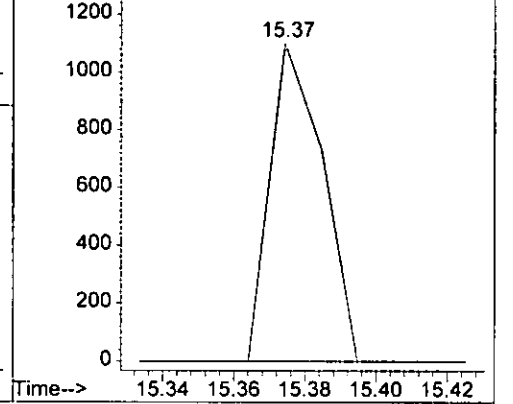
#86
 Indeno[1,2,3-cd]pyrene
 Concen: 1.10 ng
 RT: 15.37 min Scan# 1306
 Delta R.T. -0.05 min
 Lab File: 4M05449.D
 Acq: 8 Aug 2005 16:11



Tgt Ion: 276 Resp: 1127
 Ion Ratio Lower Upper
 276 100
 138 0.0 0.0 73.4



Abundance Ion 276.00 (275.70 to 276.70): 4M0544
 Ion 138.00 (137.70 to 138.70): 4M0544



Handwritten signature

Form1

ORGANICS SEMIVOLATILE REPORT

Sample Number: AC18807-023(5X)
 Client Id: PCSB-41(0.5)
 Data File: 4M05435.D
 Analysis Date: 08/08/05 10:36
 Date Rec/Extracted: 07/28/05-08/07/05

Matrix: Soil
 Initial Vol: 30g
 Final Vol: 1ml
 Dilution: 5
 Solids: 92

Units: mg/Kg

Cas #	Compound	RL	Conc	Cas #	Compound	RL	Conc
120-82-1	1,2,4-Trichlorobenzene	0.049	U	205-99-2	Benzo[b]fluoranthene	0.054	10
95-50-1	1,2-Dichlorobenzene	0.083	U	191-24-2	Benzo[g,h,i]perylene	0.034	7.1
122-66-7	1,2-Diphenylhydrazine	0.052	U	207-08-9	Benzo[k]fluoranthene	0.059	2.5
541-73-1	1,3-Dichlorobenzene	0.076	U	111-91-1	bis(2-Chloroethoxy)methan	0.041	U
106-46-7	1,4-Dichlorobenzene	0.092	U	111-44-4	bis(2-Chloroethyl)ether	0.096	U
95-95-4	2,4,5-Trichlorophenol	2.4	U	108-60-1	bis(2-chloroisopropyl)ether	0.059	U
88-06-2	2,4,6-Trichlorophenol	4.4	U	117-81-7	bis(2-Ethylhexyl)phthalat	0.16	0.26
120-83-2	2,4-Dichlorophenol	0.29	U	85-68-7	Butylbenzylphthalate	0.073	U
105-67-9	2,4-Dimethylphenol	0.25	U	86-74-8	Carbazole	0.054	U
51-28-5	2,4-Dinitrophenol	1.2	U	218-01-9	Chrysene	0.037	7.1
121-14-2	2,4-Dinitrotoluene	0.067	U	84-74-2	Di-n-butylphthalate	0.041	U
606-20-2	2,6-Dinitrotoluene	0.075	U	117-84-0	Di-n-octylphthalate	0.043	U
91-58-7	2-Chloronaphthalene	0.050	U	53-70-3	Dibenzo[a,h]anthracene	0.063	2.3
95-57-8	2-Chlorophenol	0.37	U	132-64-9	Dibenzofuran	0.23	0.22 J
91-57-6	2-Methylnaphthalene	0.23	0.47	84-66-2	Diethylphthalate	0.050	U
95-48-7	2-Methylphenol	0.86	U	131-11-3	Dimethylphthalate	0.041	U
88-74-4	2-Nitroaniline	0.13	U	206-44-0	Fluoranthene	0.052	15
88-75-5	2-Nitrophenol	0.21	U	86-73-7	Fluorene	0.046	0.23
106-44-5	3&4-Methylphenol	0.96	U	118-74-1	Hexachlorobenzene	0.084	U
91-94-1	3,3'-Dichlorobenzidine	0.40	U	87-68-3	Hexachlorobutadiene	0.077	U
99-09-2	3-Nitroaniline	0.75	U	77-47-4	Hexachlorocyclopentadiene	0.48	U
534-52-1	4,6-Dinitro-2-methylphenol	0.34	U	67-72-1	Hexachloroethane	0.13	U
101-55-3	4-Bromophenyl-phenylether	0.069	U	193-39-5	Indeno[1,2,3-cd]pyrene	0.025	6.2
59-50-7	4-Chloro-3-methylphenol	0.46	U	78-59-1	Isophorone	0.056	U
106-47-8	4-Chloroaniline	1.4	U	621-64-7	N-Nitroso-di-n-propylamine	0.087	U
7005-72-3	4-Chlorophenyl-phenylether	0.084	U	62-75-9	N-Nitrosodimethylamine	2.1	U
100-01-6	4-Nitroaniline	0.45	U	86-30-6	n-Nitrosodiphenylamine	0.086	U
100-02-7	4-Nitrophenol	0.32	U	91-20-3	Naphthalene	0.043	0.59
83-32-9	Acenaphthene	0.076	0.30	98-95-3	Nitrobenzene	0.072	U
208-96-8	Acenaphthylene	0.042	1.3	87-86-5	Pentachlorophenol	0.22	U
120-12-7	Anthracene	0.047	1.3	85-01-8	Phenanthrene	0.042	4.4
92-87-5	Benzidine	0.41	U	108-95-2	Phenol	0.28	U
56-55-3	Benzo[a]anthracene	0.032	7.6	129-00-0	Pyrene	0.042	11
50-32-8	Benzo[a]pyrene	0.042	7.5				

Worksheet #: 18122

Total Target Concentration 85.37

U - Indicates the compound was analyzed but not detected.
 B - Indicates the analyte was found in the blank as well as in the sample.
 E - Indicates the analyte concentration exceeds the calibration range of the instrument.

R - Retention Time Out
 J - Indicates an estimated value when a compound is detected at less than the specified detection limit.

Data File : G:\GcMsData\2005\Gcms_4\Data\08-08-05\4M05435.D Vial: 11
 Acq On : 8 Aug 2005 10:36 Operator: AHD
 Sample : AC18807-023 (5X) Inst : GCMS_4
 Misc : S,BNA:5 Multiplr: 1.00
 MS Integration Params: RTEINT.P
 Quant Time: Aug 11 12:27 2005

Quant Results File: 4M_0803.RES

Quant Method : G:\GCMSDATA\2005\GCMS_4\METHODS\4M_0803.M (RTE Integrator)
 Title : @GCMS_4,mg,625,8270
 Last Update : Wed Aug 03 12:10:40 2005
 Response via : Initial Calibration
 DataAcq Meth : 4M_0803

Internal Standards	R.T.	QIon	Response	Conc	Units	Dev(Min)
1) 1,4-Dichlorobenzene-d4	4.89	152	27391	40.00	ng	-0.05
19) Naphthalene-d8	5.90	136	75479	40.00	ng	-0.05
35) Acenaphthene-d10	7.47	164	40867	40.00	ng	-0.06
59) Phenanthrene-d10	9.08	188	59962	40.00	ng	-0.06
72) Chrysene-d12	12.28	240	48003	40.00	ng	-0.06
81) Perylene-d12	14.14	264	36568	40.00	ng	-0.05

System Monitoring Compounds

4) 2-Fluorophenol	3.75	112	20294	26.27	ng	-0.05
Spiked Amount	200.000		Recovery	=	13.14%	
7) Phenol-d5	4.62	99	26128	25.40	ng	-0.04
Spiked Amount	200.000		Recovery	=	12.70%	
20) Nitrobenzene-d5	5.33	128	5123	13.56	ng	-0.05
Spiked Amount	100.000		Recovery	=	13.56%	
40) 2-Fluorobiphenyl	6.83	172	20401	15.58	ng	-0.05
Spiked Amount	100.000		Recovery	=	15.58%	
62) 2,4,6-Tribromophenol	8.30	332	8893	33.14	ng	-0.06
Spiked Amount	200.000		Recovery	=	16.57%	
75) Terphenyl-d14	10.98	244	17871	13.21	ng	-0.05
Spiked Amount	100.000		Recovery	=	13.21%	

Target Compounds

	R.T.	QIon	Response	Conc	Units	Qvalue
29) Naphthalene	5.92	128	5371	3.24	ng	99
33) 2-Methylnaphthalene	6.50	142	3014	2.60	ng	96
46) Acenaphthylene	7.33	152	12238	6.97	ng	99
49) Acenaphthene	7.50	153	1892	1.64	ng	92
52) Dibenzofuran	7.69	168	1886	1.24	ng	95
55) Fluorene	8.04	166	1445	1.29	ng	79
67) Phenanthrene	9.10	178	36540	24.40	ng	98
68) Anthracene	9.16	178	11087	7.29	ng	96
71) Fluoranthene	10.49	202	131885	84.65	ng	97
73) Pyrene	10.75	202	110875	60.05	ng	95
78) Benzo[a]anthracene	12.27	228	63283	42.00	ng	99
79) Chrysene	12.31	228	52673	39.14	ng	96
80) bis(2-Ethylhexyl)phthalate	12.40	149	1650	1.41	ng	54
83) Benzo[b]fluoranthene	13.67	252	88061m	57.89	ng	
84) Benzo[k]fluoranthene	13.70	252	18106m	13.74	ng	
85) Benzo[a]pyrene	14.07	252	51754	41.39	ng	94
86) Indeno[1,2,3-cd]pyrene	15.37	276	38511	33.95	ng	84
87) Dibenzo[a,h]anthracene	15.39	278	11982	12.90	ng	85
88) Benzo[g,h,i]perylene	15.66	276	35606	39.33	ng	88

(#) = qualifier out of range (m) = manual integration

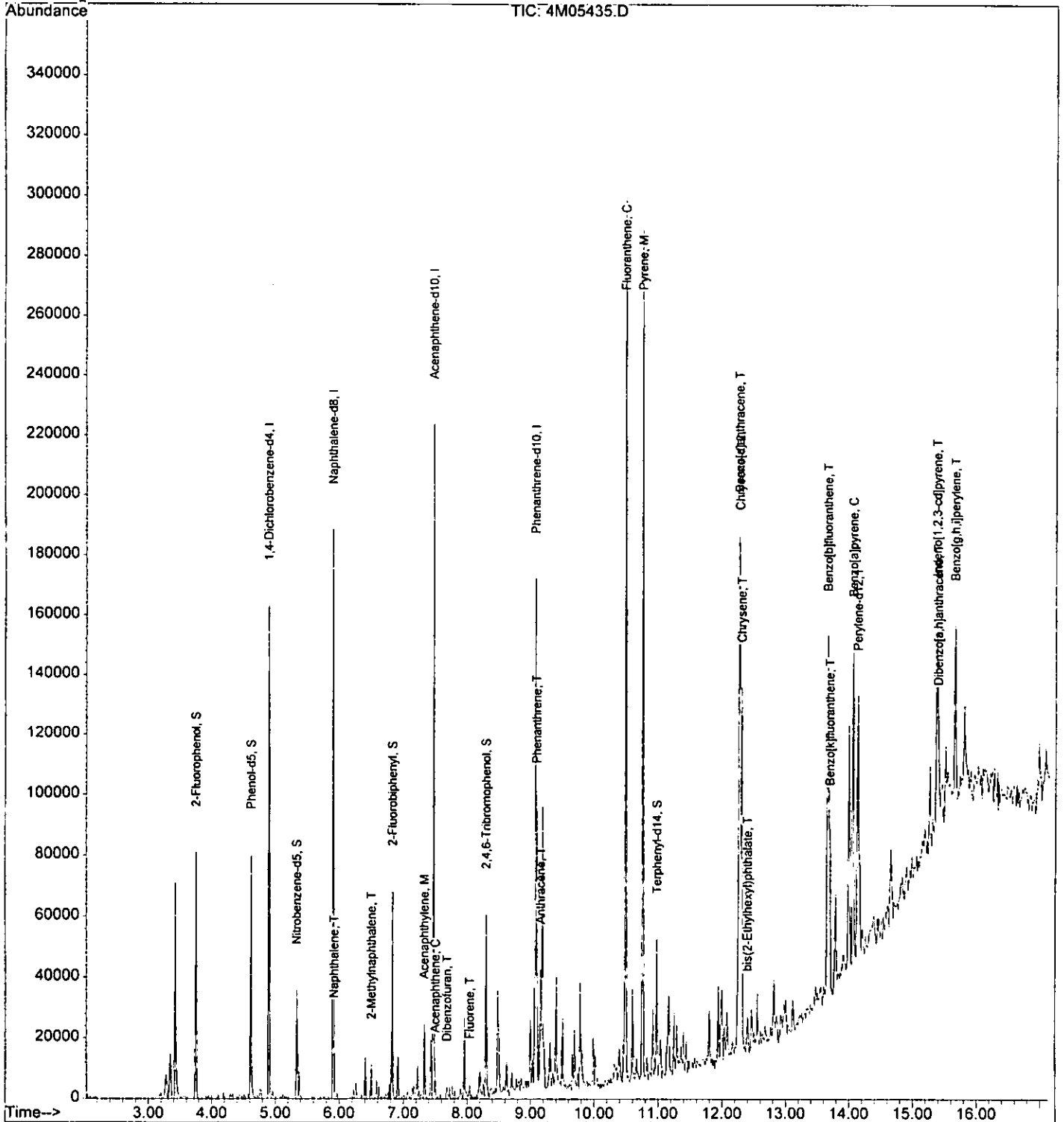
M8115

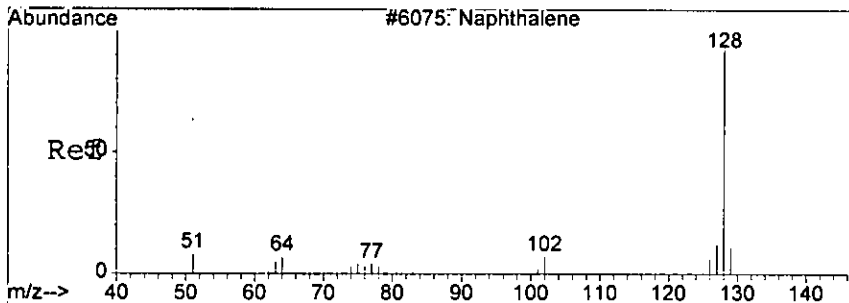
Quantitation Report

Data File : G:\GcmsData\2005\Gcms_4\Data\08-08-05\4M05435.D Vial: 11
Acq On : 8 Aug 2005 10:36 Operator: AHD
Sample : AC18807-023 (5X) Inst : GCMS_4
Misc : S,BNA:5 Multiplr: 1.00
MS Integration Params: RTEINT.P
Quant Time: Aug 11 12:27 2005

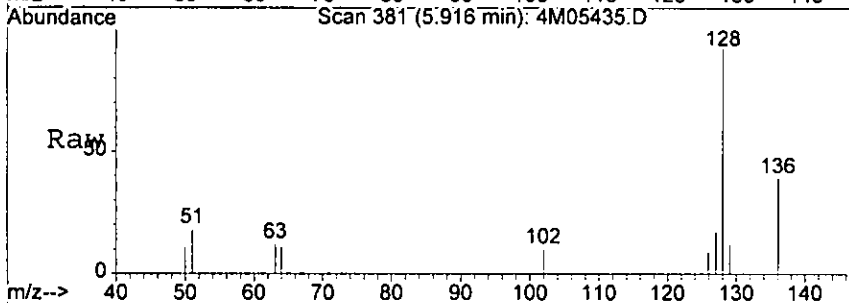
Quant Results File: 4M_0803.RES

Method : G:\GCMSDATA\2005\GCMS_4\METHODS\4M_0803.M (RTE Integrator)
Title : @GCMS_4,mg,625,8270
Last Update : Wed Aug 03 12:10:40 2005
Response via : Initial Calibration

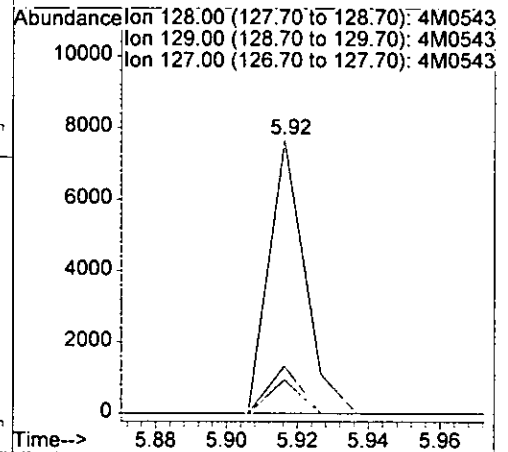
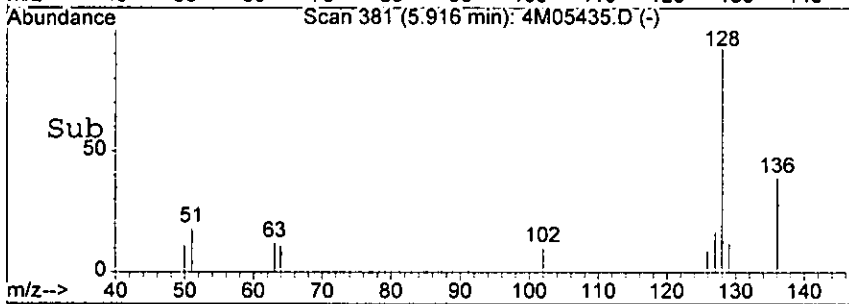




#29
Naphthalene
Concen: 3.24 ng
RT: 5.92 min Scan# 381
Delta R.T. -0.05 min
Lab File: 4M05435.D
Acq: 8 Aug 2005 10:36

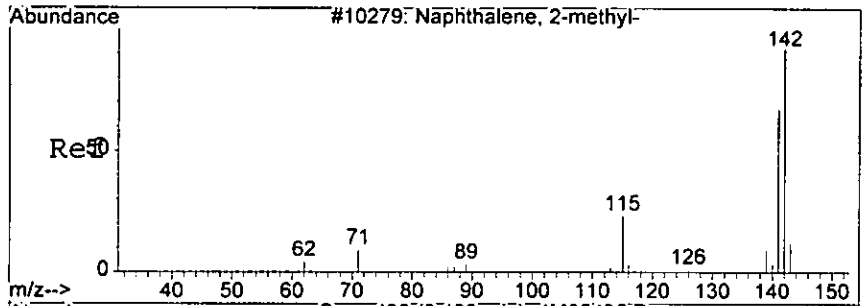


Tgt Ion	Resp	Lower	Upper
128	5371	100	
129	12.3	0.0	51.8
127	17.4	0.0	57.0

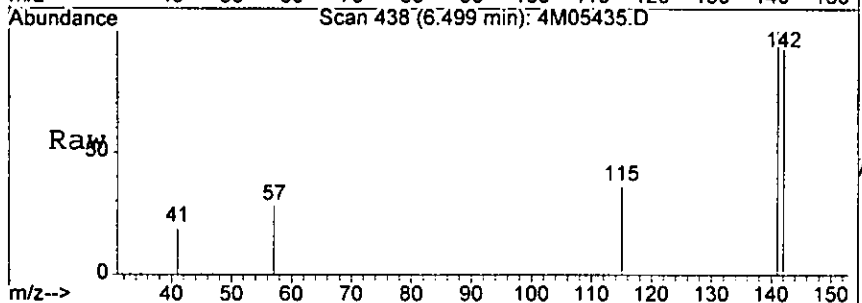


Handwritten signature

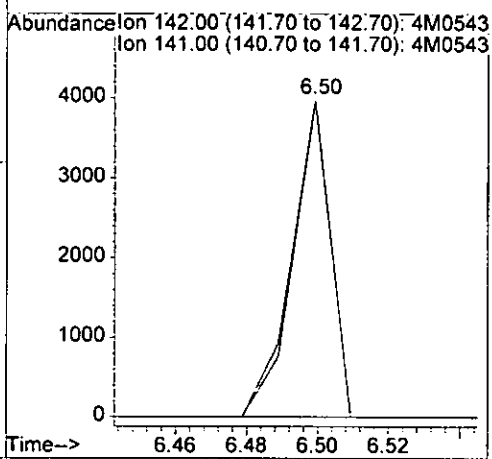
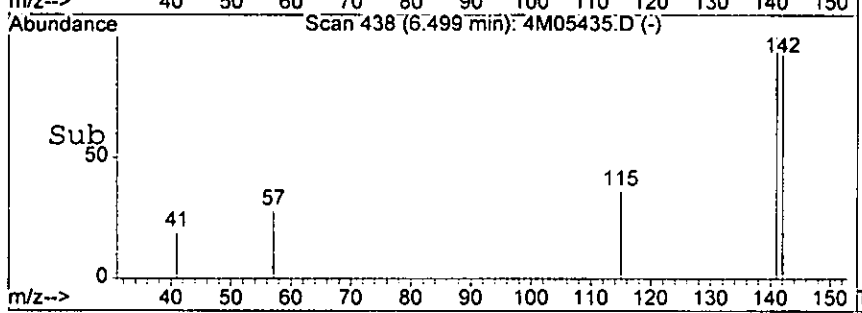
09/15



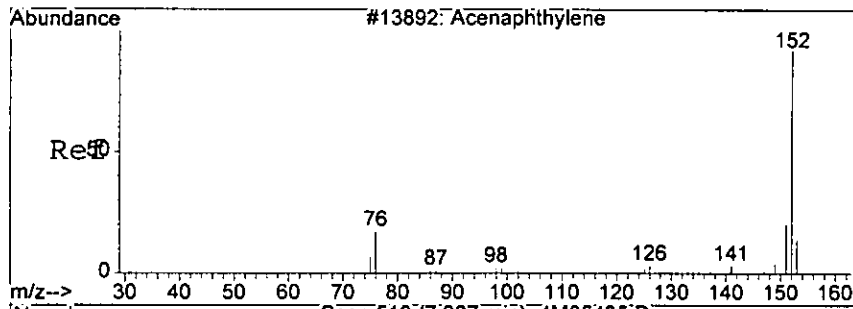
#33
2-Methylnaphthalene
Concen: 2.60 ng
RT: 6.50 min Scan# 438
Delta R.T. -0.05 min
Lab File: 4M05435.D
Acq: 8 Aug 2005 10:36



Tgt Ion: 142 Resp: 3014
Ion Ratio Lower Upper
142 100
141 99.7 55.7 135.7



Handwritten signature

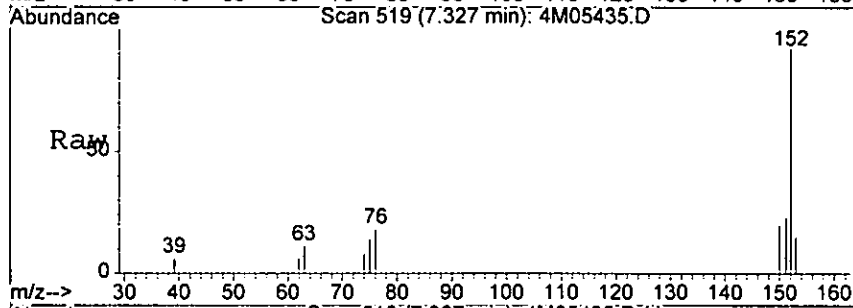


#46
 Acenaphthylene
 Concen: 6.97 ng
 RT: 7.33 min Scan# 519
 Delta R.T. -0.06 min
 Lab File: 4M05435.D
 Acq: 8 Aug 2005 10:36

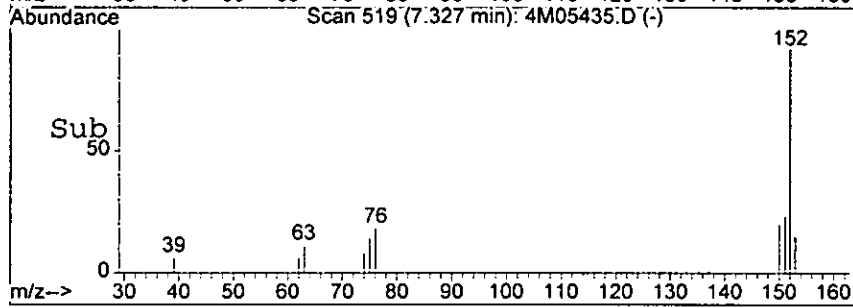
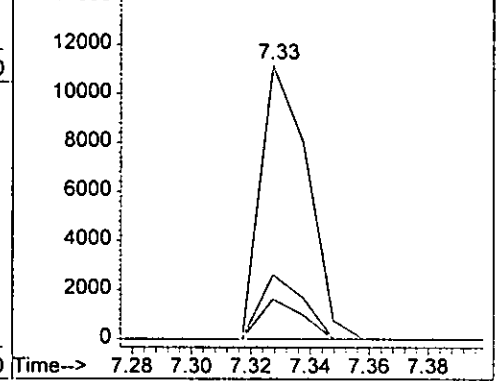
GC/MS

Tgt Ion: 152 Resp: 12238

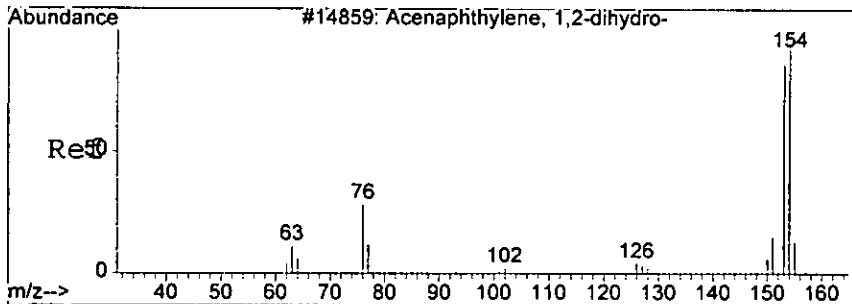
Ion	Ratio	Lower	Upper
152	100		
151	23.4	0.0	63.6
153	14.6	0.0	53.8



Abundance Ion 152.00 (151.70 to 152.70): 4M0543
 Ion 151.00 (150.70 to 151.70): 4M0543
 Ion 153.00 (152.70 to 153.70): 4M0543



hair

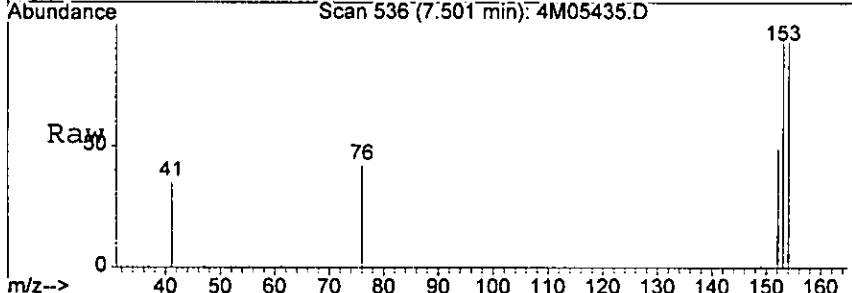


#49
 Acenaphthene
 Concen: 1.64 ng
 RT: 7.50 min Scan# 536
 Delta R.T. -0.06 min
 Lab File: 4M05435.D
 Acq: 8 Aug 2005 10:36

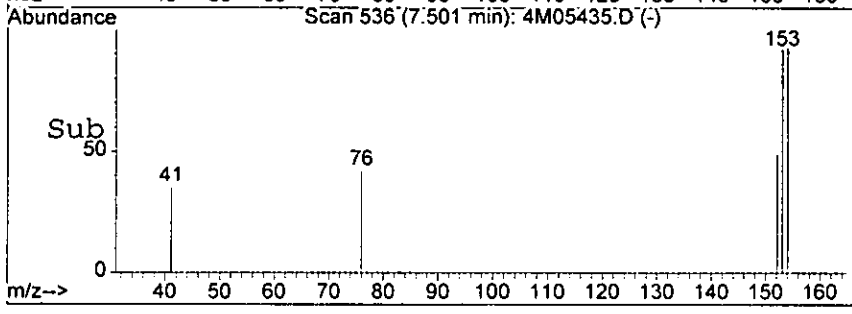
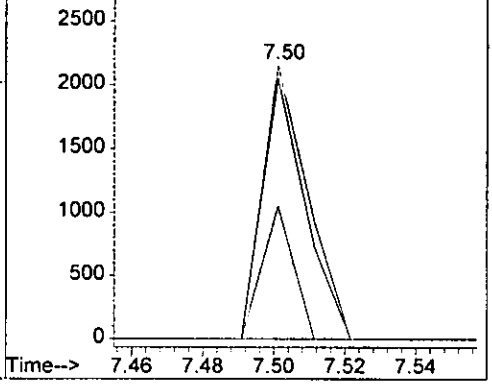
985

Tgt Ion: 153 Resp: 1892

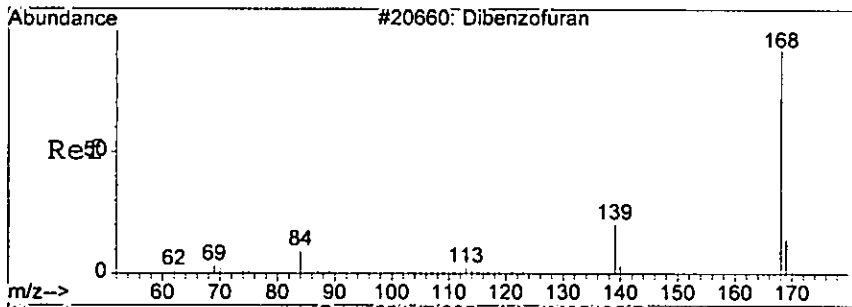
Ion	Ratio	Lower	Upper
153	100		
152	48.8	8.3	88.3
154	95.4	45.1	125.1



Abundance Ion 153.00 (152.70 to 153.70): 4M0543
 Ion 152.00 (151.70 to 152.70): 4M0543
 Ion 154.00 (153.70 to 154.70): 4M0543



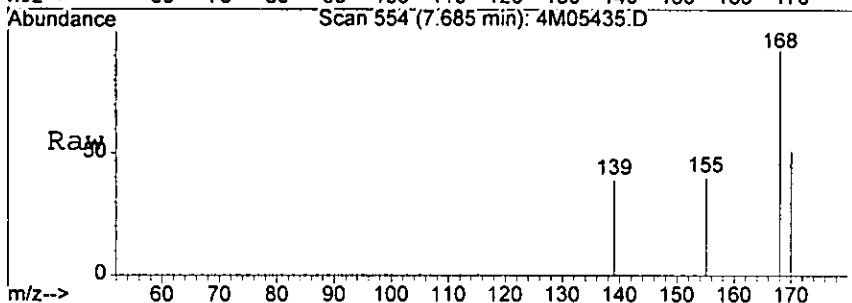
Handwritten signature



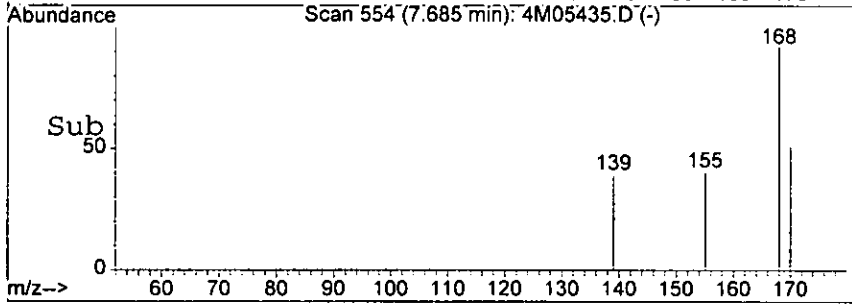
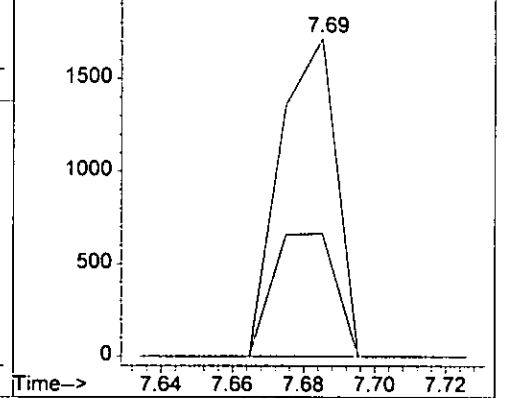
#52
 Dibenzofuran
 Concen: 1.24 ng
 RT: 7.69 min Scan# 554
 Delta R.T. -0.05 min
 Lab File: 4M05435.D
 Acq: 8 Aug 2005 10:36

0568

Tgt Ion: 168 Resp: 1886
 Ion Ratio Lower Upper
 168 100
 139 38.8 6.0 66.0

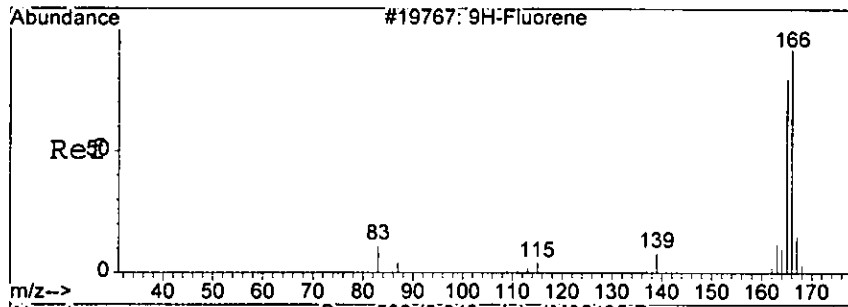


Abundance Ion 168.00 (167.70 to 168.70): 4M0543
 2000 Ion 139.00 (138.70 to 139.70): 4M0543

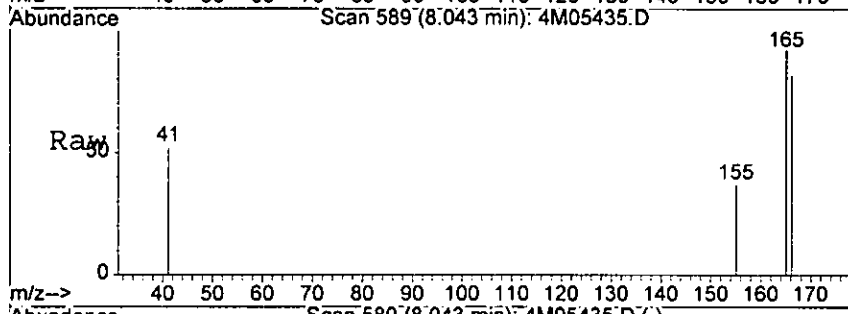


LC 8/11

9959

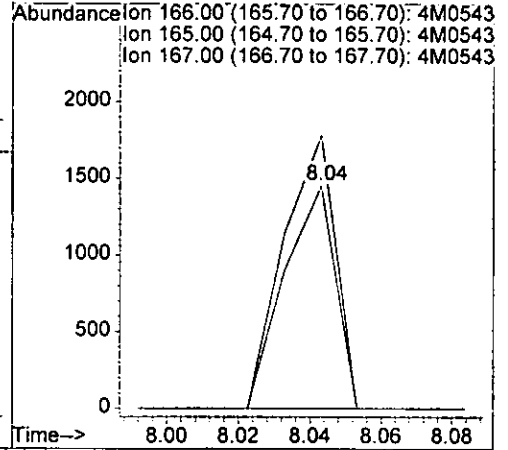
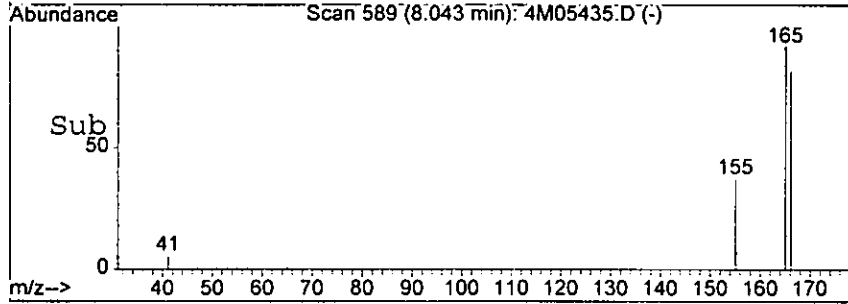


#55
 Fluorene
 Concen: 1.29 ng
 RT: 8.04 min Scan# 589
 Delta R.T. -0.05 min
 Lab File: 4M05435.D
 Acq: 8 Aug 2005 10:36

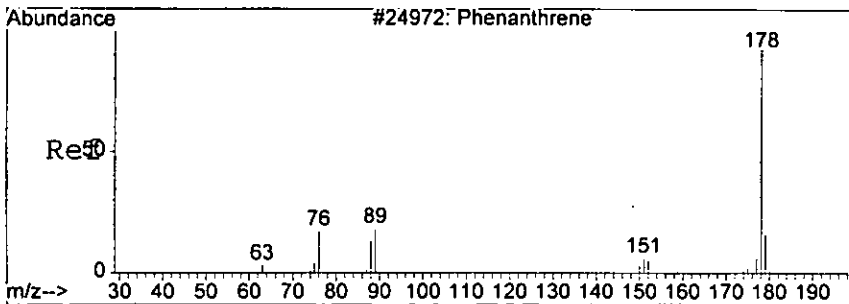


Tgt Ion: 166 Resp: 1445

Ion	Ratio	Lower	Upper
166	100		
165	122.7	63.3	143.3
167	0.0	0.0	54.6



Handwritten signature

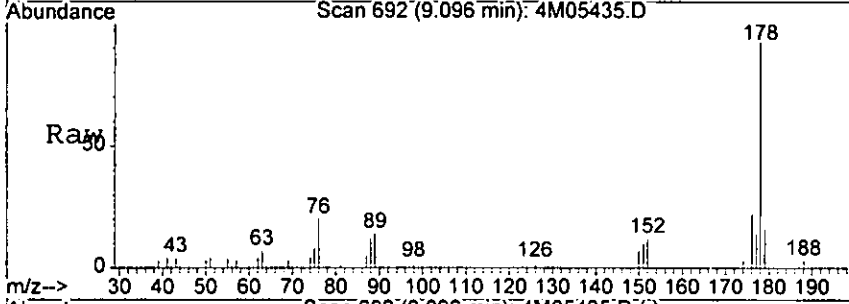


#67
 Phenanthrene
 Concen: 24.40 ng
 RT: 9.10 min Scan# 692
 Delta R.T. -0.06 min
 Lab File: 4M05435.D
 Acq: 8 Aug 2005 10:36

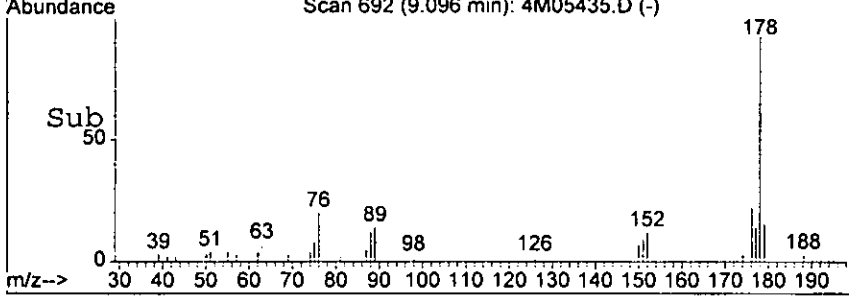
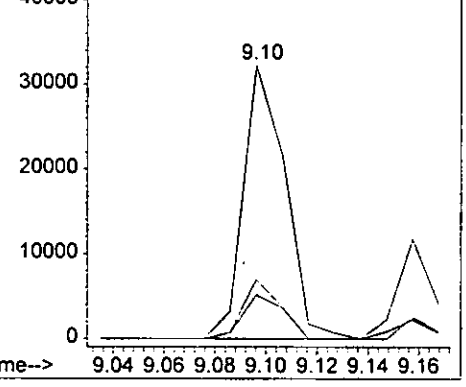
1568

Tgt Ion:178 Resp: 36540

Ion	Ratio	Lower	Upper
178	100		
179	15.8	0.0	56.6
176	21.5	0.0	60.5

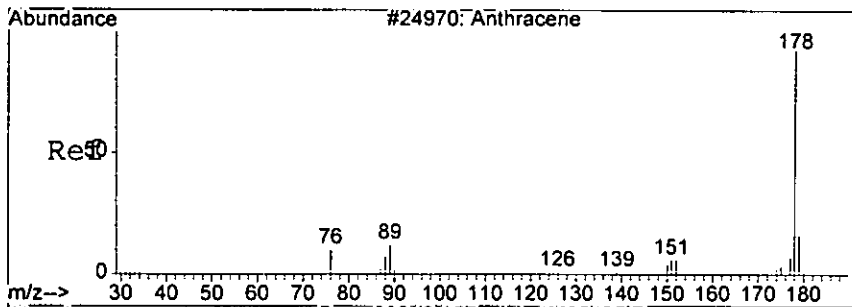


Abundance Ion 178.00 (177.70 to 178.70): 4M0543
 Ion 179.00 (178.70 to 179.70): 4M0543
 Ion 176.00 (175.70 to 176.70): 4M0543



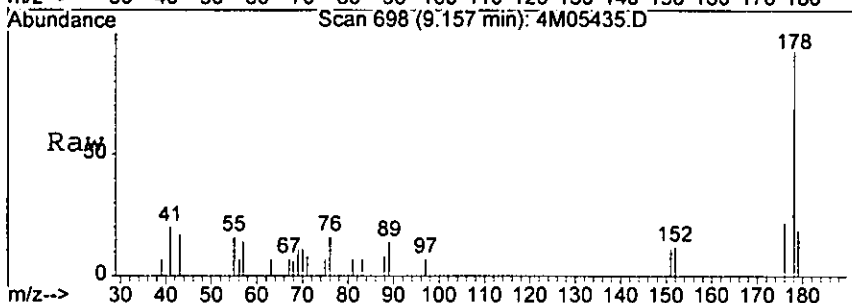
Handwritten signature

6984

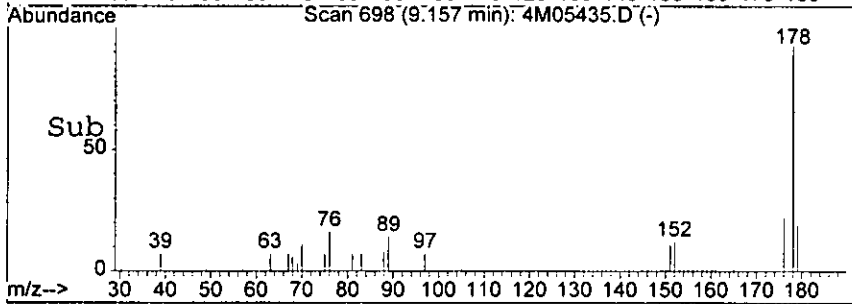
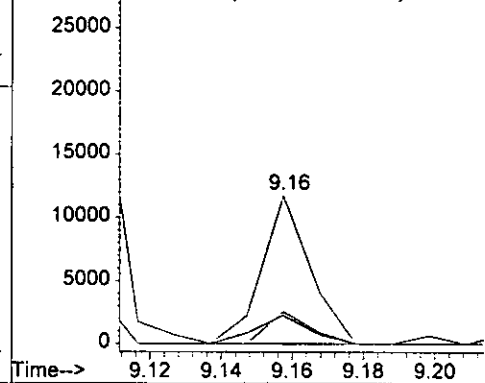


#68
 Anthracene
 Concen: 7.29 ng
 RT: 9.16 min Scan# 698
 Delta R.T. -0.06 min
 Lab File: 4M05435.D
 Acq: 8 Aug 2005 10:36

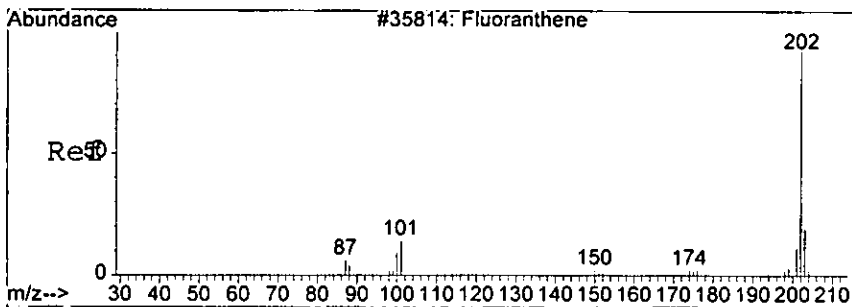
Tgt Ion	Resp	Lower	Upper
178	11087		
179	19.2	0.0	56.6
176	21.7	0.0	60.2



Abundance Ion 178.00 (177.70 to 178.70): 4M0543
 Ion 179.00 (178.70 to 179.70): 4M0543
 Ion 176.00 (175.70 to 176.70): 4M0543



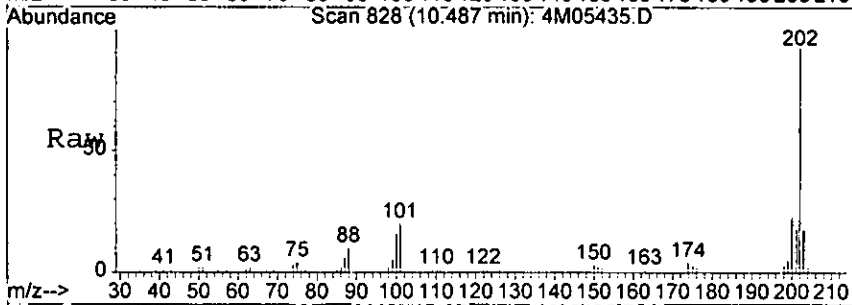
Handwritten signature



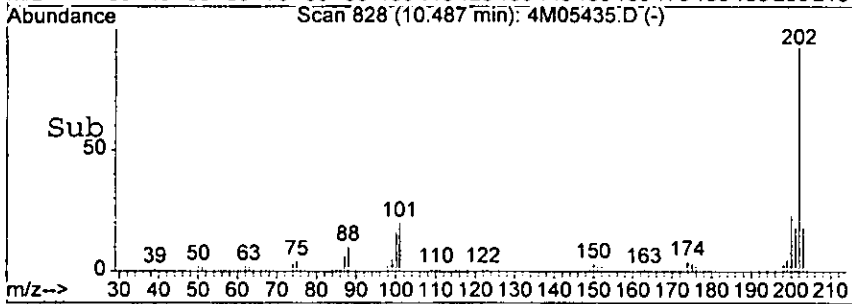
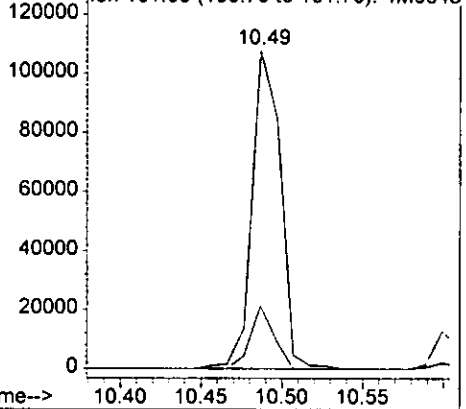
#71
 Fluoranthene
 Concen: 84.65 ng
 RT: 10.49 min Scan# 828
 Delta R.T. -0.06 min
 Lab File: 4M05435.D
 Acq: 8 Aug 2005 10:36

8955

Tgt Ion:202 Resp: 131885
 Ion Ratio Lower Upper
 202 100
 101 19.8 0.0 58.3

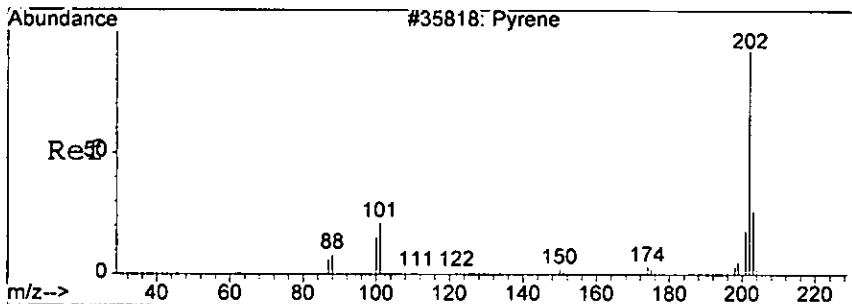


Abundance Ion 202.00 (201.70 to 202.70): 4M0543
 Ion 101.00 (100.70 to 101.70): 4M0543



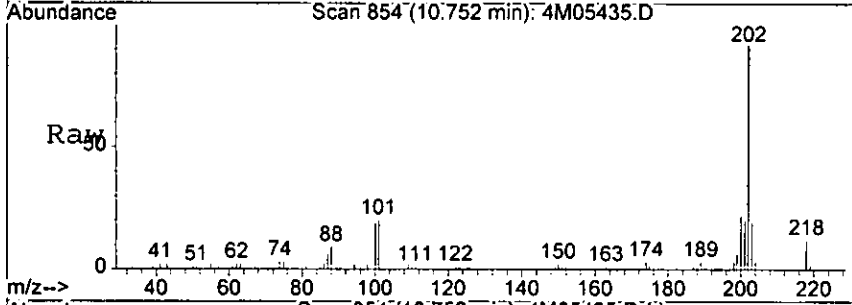
Handwritten signature

000000

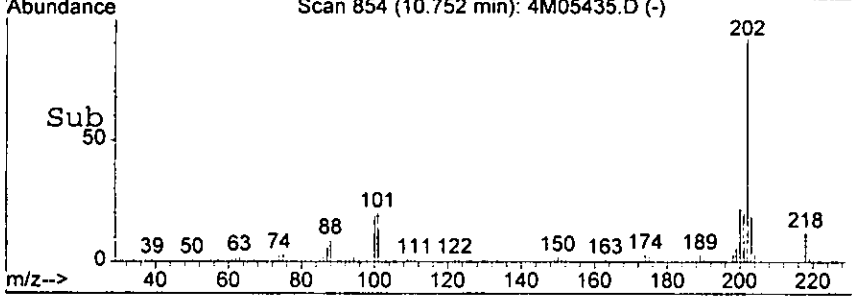
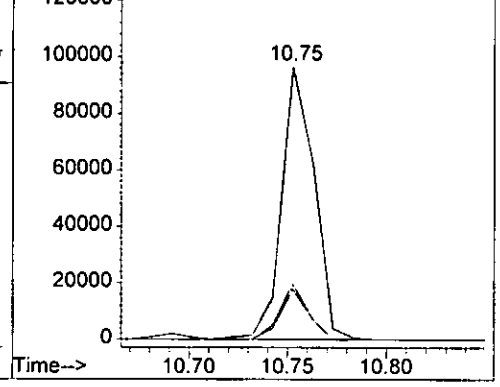


#73
 Pyrene
 Concen: 60.05 ng
 RT: 10.75 min Scan# 854
 Delta R.T. -0.06 min
 Lab File: 4M05435.D
 Acq: 8 Aug 2005 10:36

Tgt Ion	Ratio	Lower	Upper
202	100		
101	20.2	0.0	62.7
100	18.6	0.0	60.5

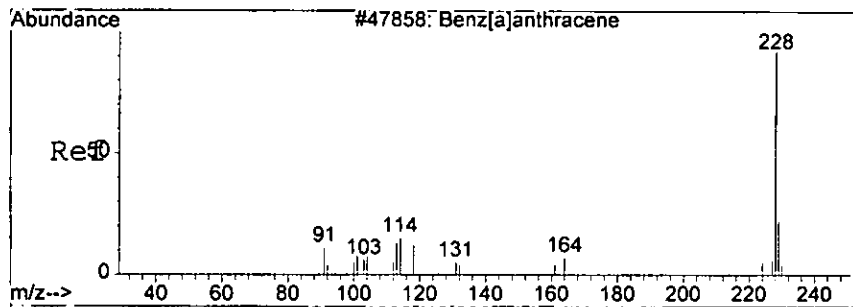


Abundance Ion 202.00 (201.70 to 202.70): 4M0543
 Ion 101.00 (100.70 to 101.70): 4M0543
 Ion 100.00 (99.70 to 100.70): 4M05435

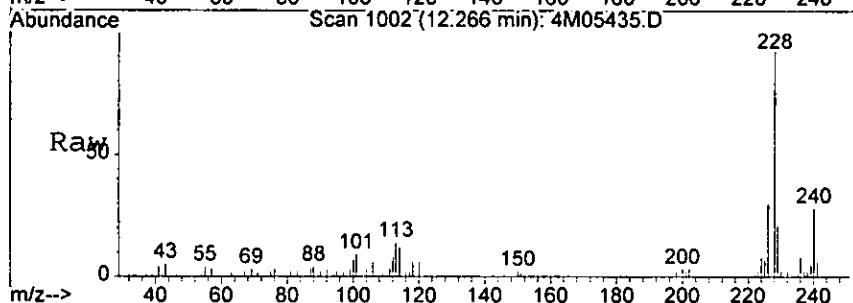


kgm

9954

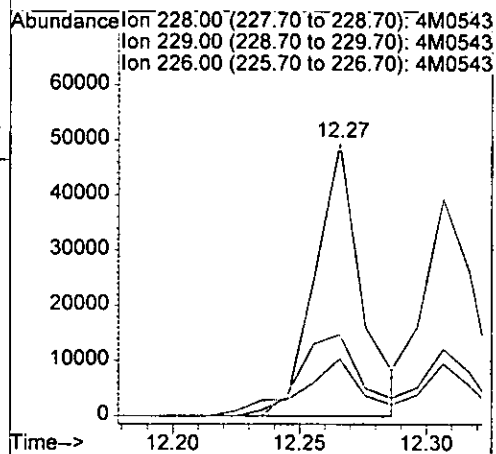
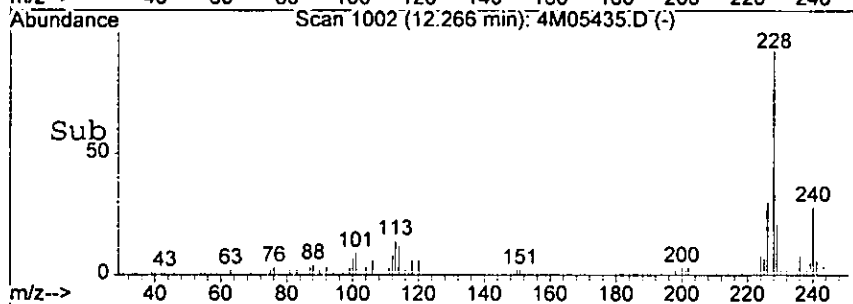


#78
 Benzo[a]anthracene
 Concen: 42.00 ng
 RT: 12.27 min Scan# 1002
 Delta R.T. -0.06 min
 Lab File: 4M05435.D
 Acq: 8 Aug 2005 10:36

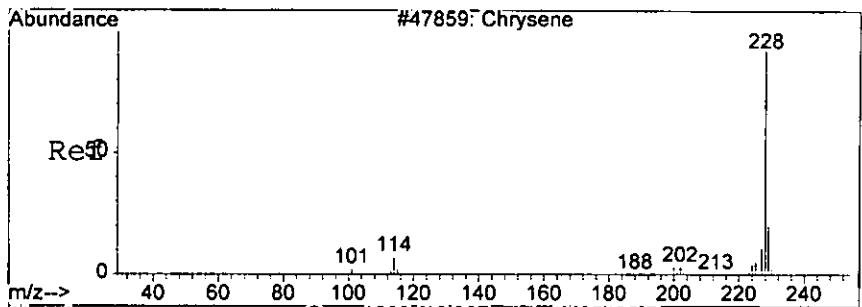


Tgt Ion: 228 Resp: 63283

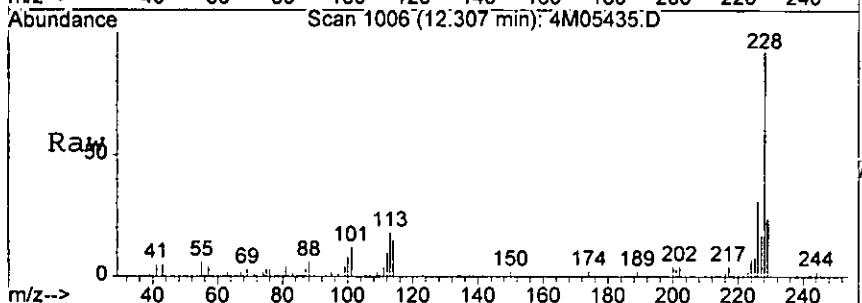
Ion	Ratio	Lower	Upper
228	100		
229	21.0	0.0	60.5
226	29.9	0.0	69.0



12.27

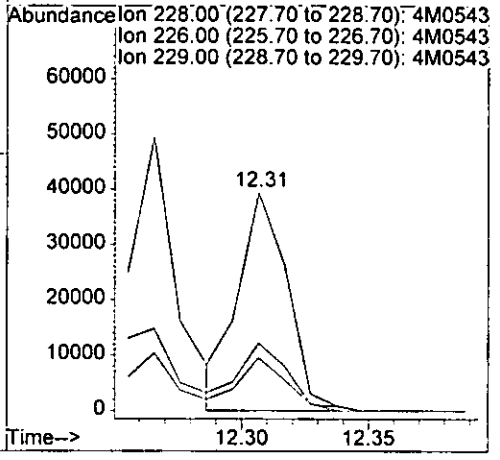
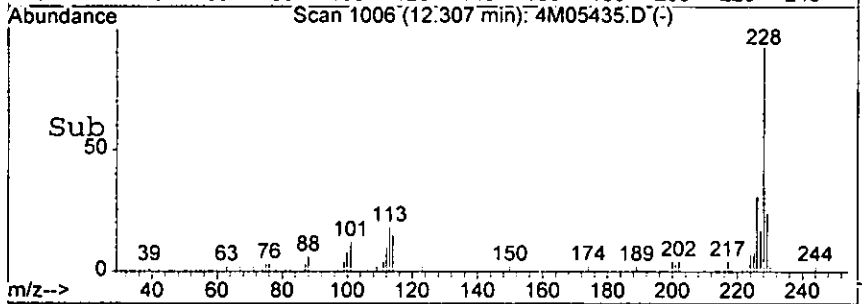


#79
 Chrysene
 Concen: 39.14 ng
 RT: 12.31 min Scan# 1006
 Delta R.T. -0.06 min
 Lab File: 4M05435.D
 Acq: 8 Aug 2005 10:36

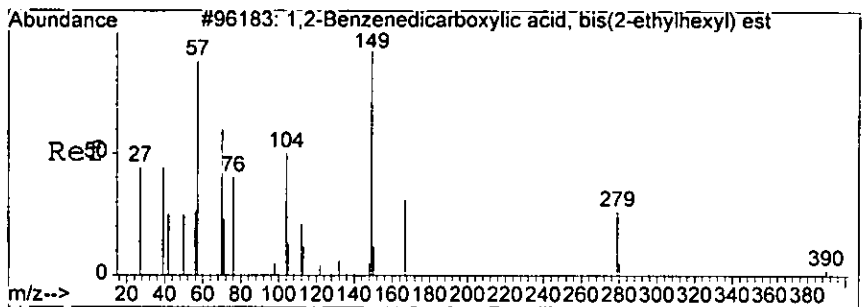


Tgt Ion: 228 Resp: 52673

Ion	Ratio	Lower	Upper
228	100		
226	30.9	12.0	52.0
229	24.2	0.0	61.1

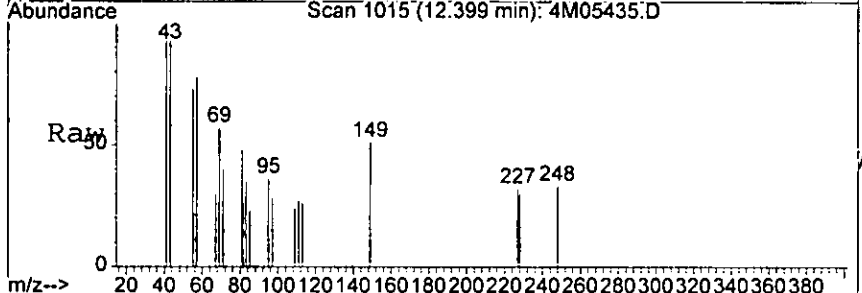


Handwritten signature

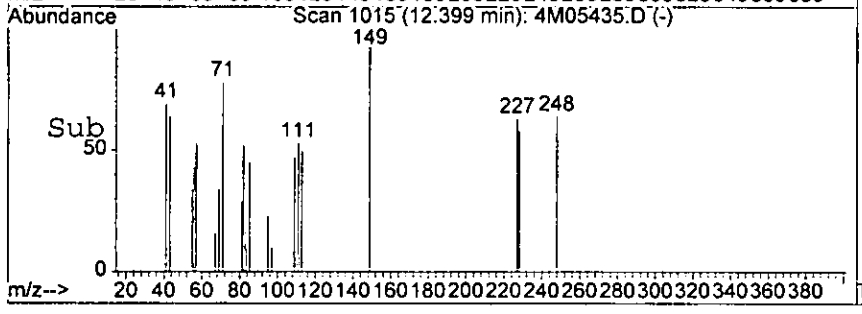
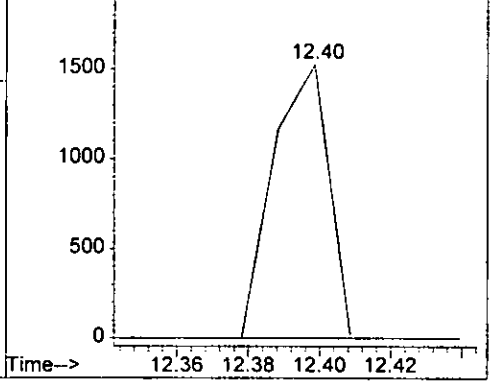


#80
 bis(2-Ethylhexyl)phthalat
 Concen: 1.41 ng
 RT: 12.40 min Scan# 1015
 Delta R.T. -0.06 min
 Lab File: 4M05435.D
 Acq: 8 Aug 2005 10:36

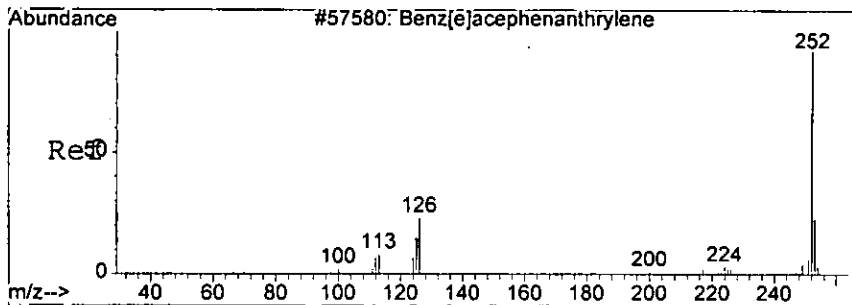
Tgt Ion	Ratio	Resp	Lower	Upper
149	100	1650		
167	0.0	0.0	53.9	
279	0.0	0.0	43.5	



Abundance Ion 149.00 (148.70 to 149.70): 4M0543
 Ion 167.00 (166.70 to 167.70): 4M0543
 Ion 279.00 (278.70 to 279.70): 4M0543



hair

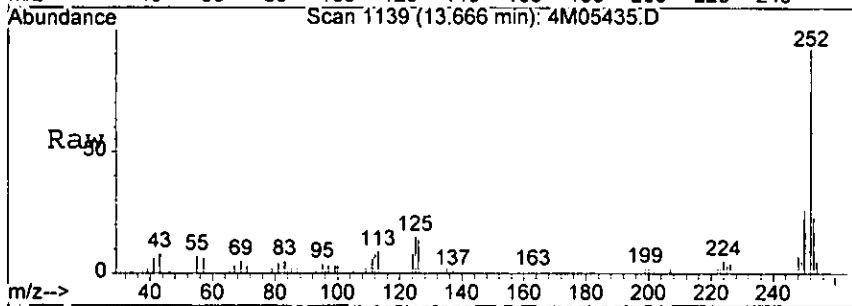


#83
 Benzo [b] fluoranthene
 Concen: 57.89 ng m
 RT: 13.67 min Scan# 1139
 Delta R.T. -0.05 min
 Lab File: 4M05435.D
 Acq: 8 Aug 2005 10:36

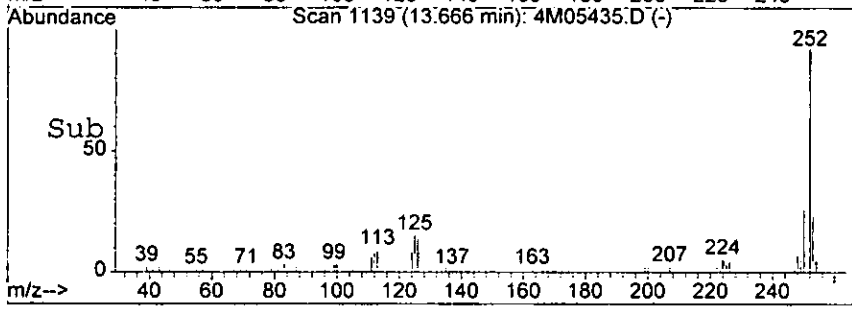
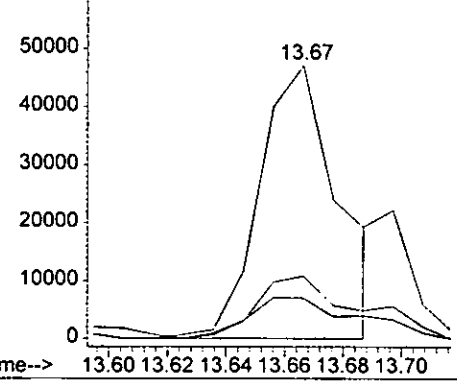
0000

Tgt Ion: 252 Resp: 88061

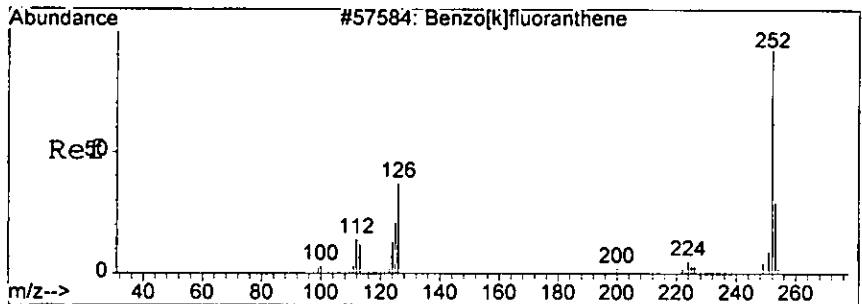
Ion	Ratio	Lower	Upper
252	100		
253	23.0	0.0	63.3
125	15.0	0.0	57.6



Abundance Ion 252.00 (251.70 to 252.70): 4M0543
 Ion 253.00 (252.70 to 253.70): 4M0543
 Ion 125.00 (124.70 to 125.70): 4M0543



Handwritten signature

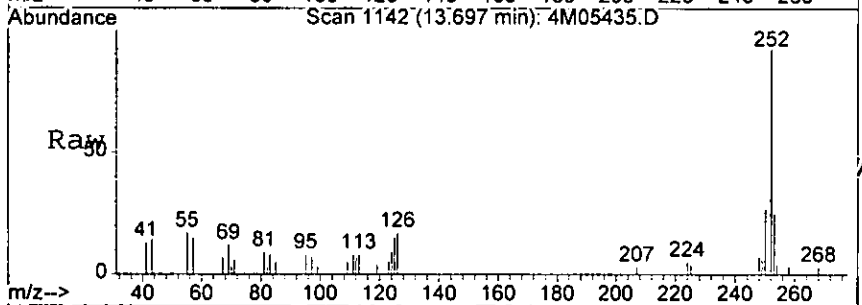


#84
 Benzo[k]fluoranthene
 Concen: 13.74 ng m
 RT: 13.70 min Scan# 1142
 Delta R.T. -0.05 min
 Lab File: 4M05435.D
 Acq: 8 Aug 2005 10:36

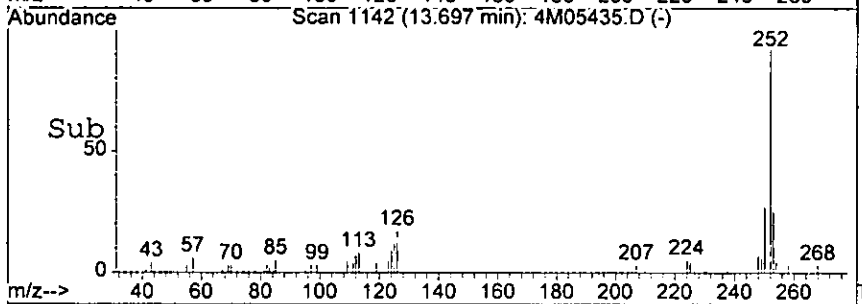
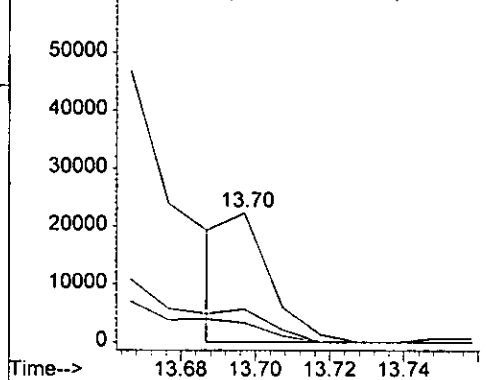
0000

Tgt Ion:252 Resp: 18106

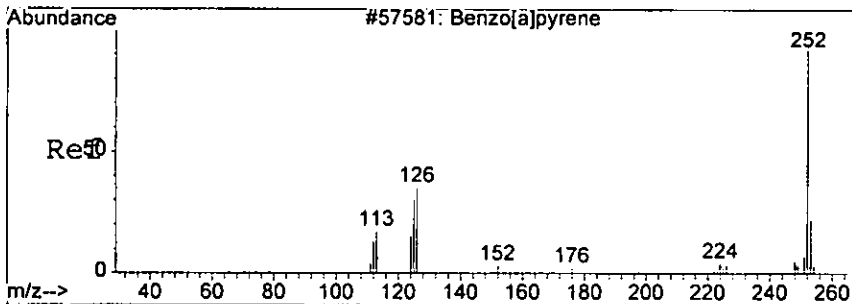
Ion	Ratio	Lower	Upper
252	100		
253	25.3	0.0	63.5
125	14.8	0.0	53.8



Abundance Ion 252.00 (251.70 to 252.70): 4M0543
 Ion 253.00 (252.70 to 253.70): 4M0543
 Ion 125.00 (124.70 to 125.70): 4M0543



1811

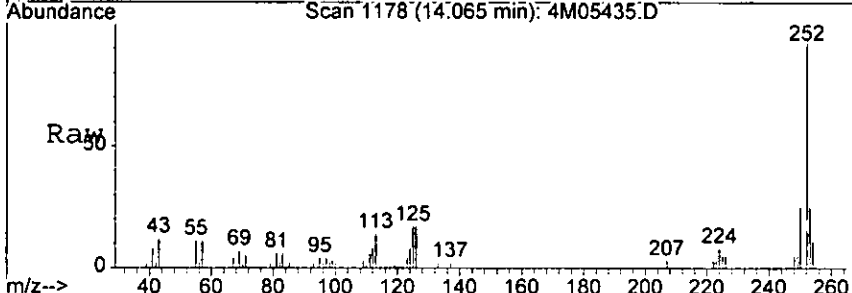


#85
 Benzo[a]pyrene
 Concen: 41.39 ng
 RT: 14.07 min Scan# 1178
 Delta R.T. -0.05 min
 Lab File: 4M05435.D
 Acq: 8 Aug 2005 10:36

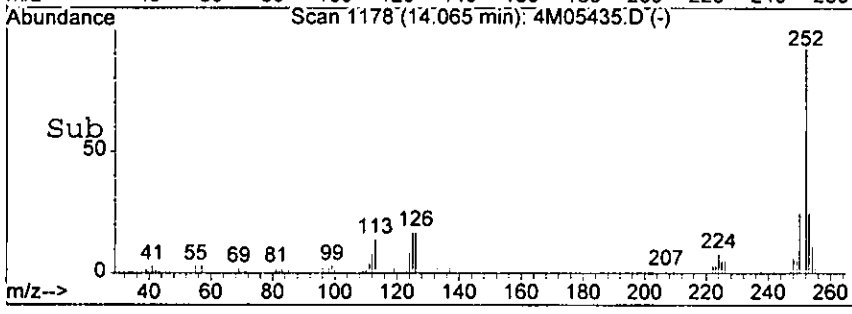
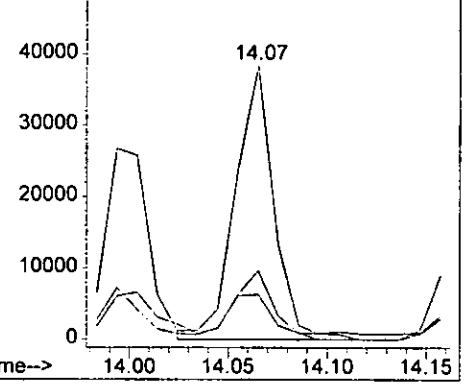
12588

Tgt Ion: 252 Resp: 51754

Ion	Ratio	Lower	Upper
252	100		
253	25.2	0.0	62.9
125	14.4	0.0	57.6

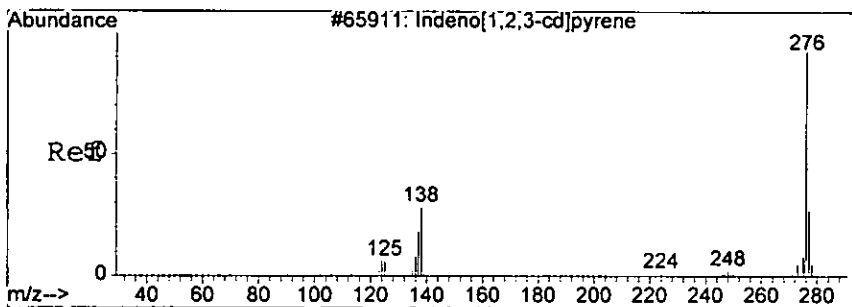


Abundance Ion 252.00 (251.70 to 252.70): 4M0543
 Ion 253.00 (252.70 to 253.70): 4M0543
 Ion 125.00 (124.70 to 125.70): 4M0543



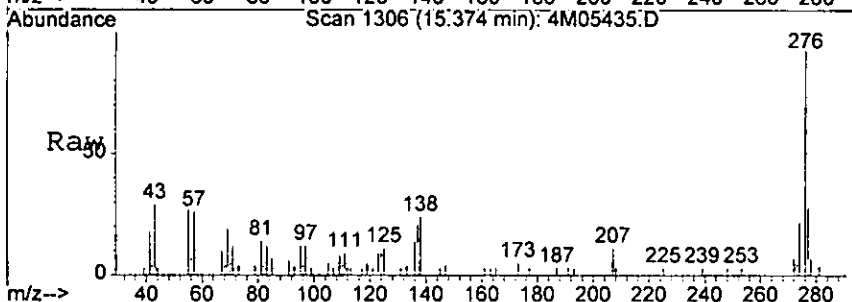
Handwritten signature

000000

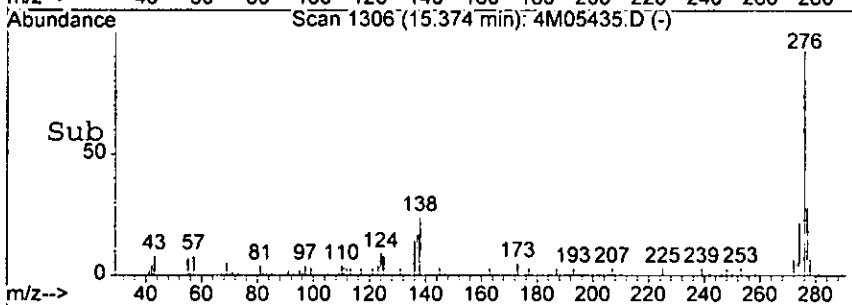
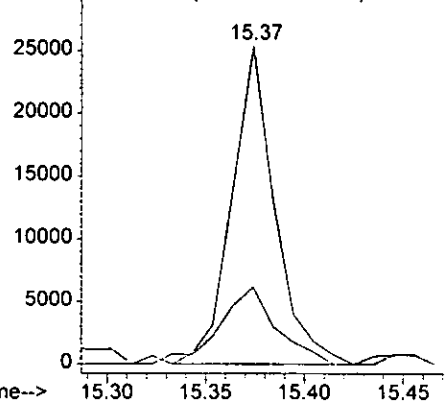


#86
 Indeno [1, 2, 3-cd] pyrene
 Concen: 33.95 ng
 RT: 15.37 min Scan# 1306
 Delta R.T. -0.05 min
 Lab File: 4M05435.D
 Acq: 8 Aug 2005 10:36

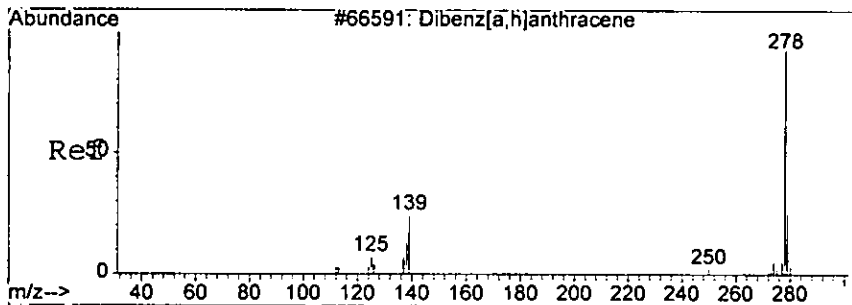
Tgt Ion:276 Resp: 38511
 Ion Ratio Lower Upper
 276 100
 138 24.3 0.0 73.4



Abundance Ion 276.00 (275.70 to 276.70): 4M0543
 30000 Ion 138.00 (137.70 to 138.70): 4M0543



Handwritten signature

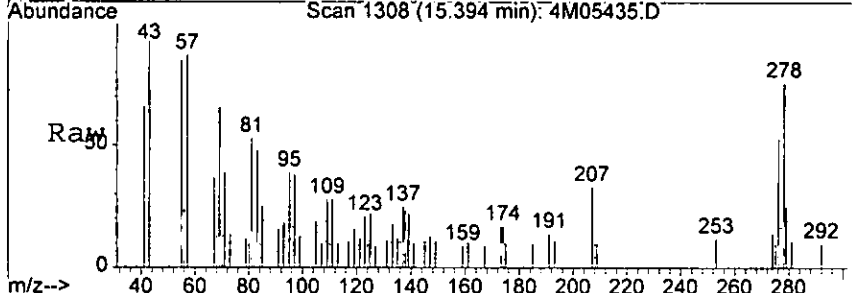


#87
 Dibenzo [a, h] anthracene
 Concen: 12.90 ng
 RT: 15.39 min Scan# 1308
 Delta R.T. -0.06 min
 Lab File: 4M05435.D
 Acq: 8 Aug 2005 10:36

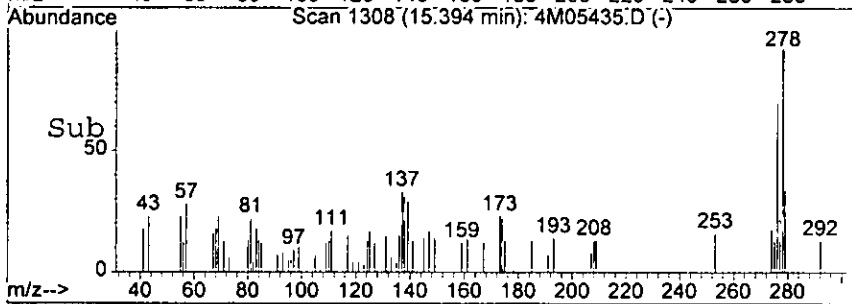
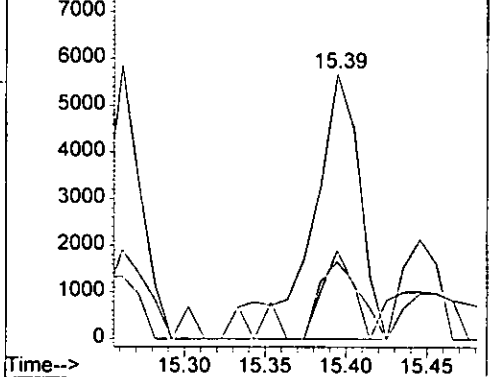
115

Tgt Ion: 278 Resp: 11982

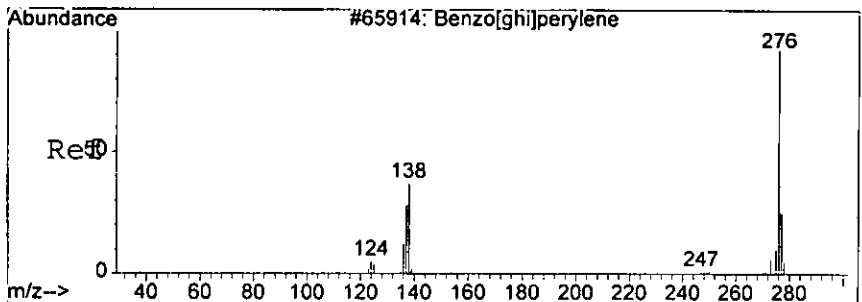
Ion	Ratio	Lower	Upper
278	100		
139	29.3	0.0	63.8
279	33.5	0.0	64.0



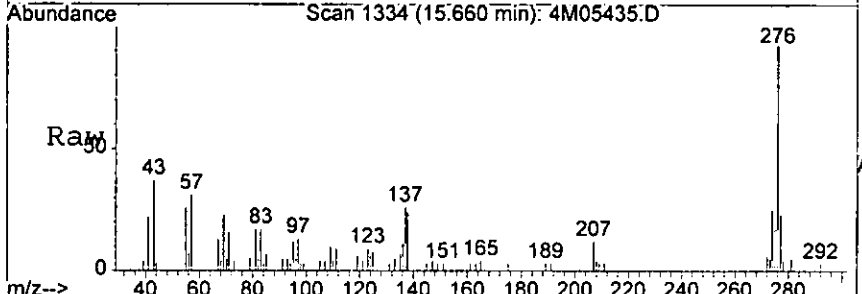
Abundance Ion 278.00 (277.70 to 278.70): 4M0543
 Ion 139.00 (138.70 to 139.70): 4M0543
 Ion 279.00 (278.70 to 279.70): 4M0543



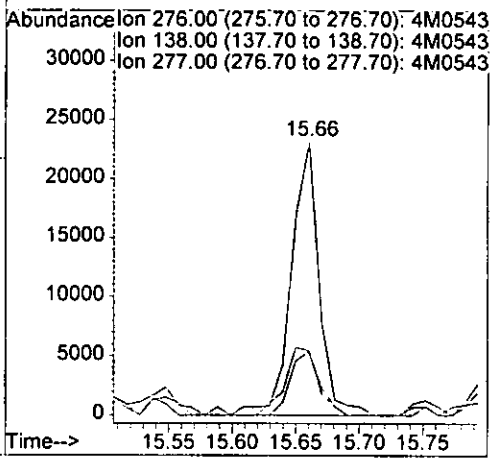
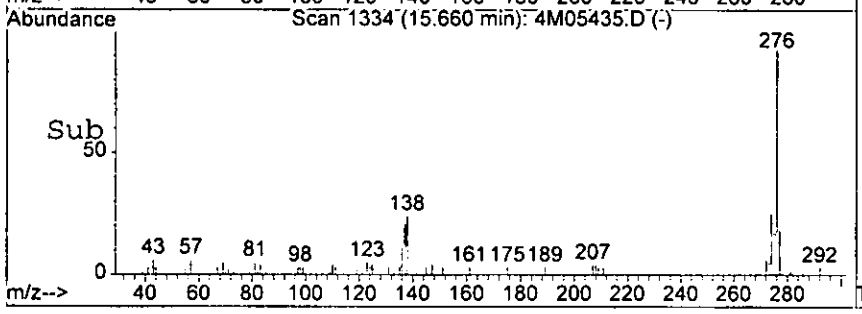
Handwritten signature



#88
 Benzo[g,h,i]perylene
 Concen: 39.33 ng
 RT: 15.66 min Scan# 1334
 Delta R.T. -0.05 min
 Lab File: 4M05435.D
 Acq: 8 Aug 2005 10:36



Tgt Ion	Resp	Lower	Upper
276	35606		
138	23.6	0.0	74.1
277	23.2	0.0	65.0



Law

Form1

ORGANICS SEMIVOLATILE REPORT

Sample Number: AC18807-024
 Client Id: PCSB-41(3.5)
 Data File: 5M09847.D
 Analysis Date: 08/08/05 14:06
 Date Rec/Extracted: 07/28/05-08/07/05

Matrix: Soil
 Initial Vol: 30g
 Final Vol: 1ml
 Dilution: 1
 Solids: 81

Units: mg/Kg

Cas #	Compound	RL	Conc	Cas #	Compound	RL	Conc
120-82-1	1,2,4-Trichlorobenzene	0.0072	U	205-99-2	Benzo[b]fluoranthene	0.011	0.50
95-50-1	1,2-Dichlorobenzene	0.017	U	191-24-2	Benzo[g,h,i]perylene	0.0059	0.23
122-66-7	1,2-Diphenylhydrazine	0.014	U	207-08-9	Benzo[k]fluoranthene	0.014	0.13
541-73-1	1,3-Dichlorobenzene	0.012	U	111-91-1	bis(2-Chloroethoxy)methan	0.0096	U
106-46-7	1,4-Dichlorobenzene	0.0072	U	111-44-4	bis(2-Chloroethyl)ether	0.018	U
95-95-4	2,4,5-Trichlorophenol	0.064	U	108-60-1	bis(2-chloroisopropyl)ether	0.0085	U
88-06-2	2,4,6-Trichlorophenol	0.031	U	117-81-7	bis(2-Ethylhexyl)phthalat	0.026	0.081
120-83-2	2,4-Dichlorophenol	0.055	U	85-68-7	Butylbenzylphthalate	0.011	U
105-67-9	2,4-Dimethylphenol	0.035	U	86-74-8	Carbazole	0.0079	U
51-28-5	2,4-Dinitrophenol	0.076	U	218-01-9	Chrysene	0.012	0.36
121-14-2	2,4-Dinitrotoluene	0.015	U	84-74-2	Di-n-butylphthalate	0.0083	0.061
606-20-2	2,6-Dinitrotoluene	0.019	U	117-84-0	Di-n-octylphthalate	0.014	U
91-58-7	2-Chloronaphthalene	0.0047	U	53-70-3	Dibenzo[a,h]anthracene	0.0075	0.074
95-57-8	2-Chlorophenol	0.076	U	132-64-9	Dibenzofuran	0.053	U
91-57-6	2-Methylnaphthalene	0.070	U	84-66-2	Diethylphthalate	0.0097	U
95-48-7	2-Methylphenol	0.15	U	131-11-3	Dimethylphthalate	0.0071	U
88-74-4	2-Nitroaniline	0.053	U	206-44-0	Fluoranthene	0.0068	0.66
88-75-5	2-Nitrophenol	0.051	U	86-73-7	Fluorene	0.0098	U
106-44-5	3&4-Methylphenol	0.15	U	118-74-1	Hexachlorobenzene	0.017	U
91-94-1	3,3'-Dichlorobenzidine	0.072	U	87-68-3	Hexachlorobutadiene	0.010	U
99-09-2	3-Nitroaniline	0.10	U	77-47-4	Hexachlorocyclopentadiene	0.11	U
534-52-1	4,6-Dinitro-2-methylphenol	0.078	U	67-72-1	Hexachloroethane	0.014	U
101-55-3	4-Bromophenyl-phenylether	0.017	U	193-39-5	Indeno[1,2,3-cd]pyrene	0.0070	0.20
59-50-7	4-Chloro-3-methylphenol	0.083	U	78-59-1	Isophorone	0.22	U
106-47-8	4-Chloroaniline	0.28	U	621-64-7	N-Nitroso-di-n-propylamine	0.013	U
7005-72-3	4-Chlorophenyl-phenylether	0.012	U	62-75-9	N-Nitrosodimethylamine	0.46	U
100-01-6	4-Nitroaniline	0.061	U	86-30-6	n-Nitrosodiphenylamine	0.011	U
100-02-7	4-Nitrophenol	0.058	U	91-20-3	Naphthalene	0.0040	U
83-32-9	Acenaphthene	0.0068	U	98-95-3	Nitrobenzene	0.012	U
208-96-8	Acenaphthylene	0.0062	U	87-86-5	Pentachlorophenol	0.040	U
120-12-7	Anthracene	0.0081	0.073	85-01-8	Phenanthrene	0.0092	0.30
92-87-5	Benzidine	0.43	U	108-95-2	Phenol	0.068	U
56-55-3	Benzo[a]anthracene	0.0057	0.38	129-00-0	Pyrene	0.0094	0.57
50-32-8	Benzo[a]pyrene	0.0068	0.35				

Worksheet #: 18122

Total Target Concentration 3.969

U - Indicates the compound was analyzed but not detected.
 B - Indicates the analyte was found in the blank as well as in the sample.
 E - Indicates the analyte concentration exceeds the calibration range of the instrument.

R - Retention Time Out
 J - Indicates an estimated value when a compound is detected at less than the specified detection limit.

Data File : G:\GcMsData\2005\Gcms_5\Data\08-08-05\5M09847.D Vial: 22
 Acq On : 8 Aug 2005 14:06 Operator: AHD
 Sample : AC18807-024 Inst : GCMS_5
 Misc : S,BNA Multiplr: 1.00
 MS Integration Params: RTEINT.P
 Quant Time: Aug 11 12:28 2005

Quant Results File: 5M_0722.RES

Quant Method : G:\GCMSDATA\2005\GCMS_5\METHODS\5M_0722.M (RTE Integrator)
 Title : @GCMS_5,mg,625,8270
 Last Update : Fri Jul 22 11:58:10 2005
 Response via : Initial Calibration
 DataAcq Meth : 5M_RUN5

Internal Standards	R.T.	QIon	Response	Conc	Units	Dev(Min)
1) 1,4-Dichlorobenzene-d4	5.09	152	22810	40.00	ng	-0.16
20) Naphthalene-d8	6.13	136	93552	40.00	ng	-0.15
36) Acenaphthene-d10	7.46	164	51524	40.00	ng	-0.18
61) Phenanthrene-d10	8.82	188	88073	40.00	ng	-0.20
77) Chrysene-d12	11.80	240	67483	40.00	ng	-0.23
88) Perylene-d12	13.39	264	47176	40.00	ng	-0.23

System Monitoring Compounds

4) 2-Fluorophenol	3.77	112	96922	126.16	ng	-0.20	
Spiked Amount	200.000		Recovery	=	63.08%		
8) Phenol-d5	4.80	99	132818	118.23	ng	-0.15	
Spiked Amount	200.000		Recovery	=	59.12%		
21) Nitrobenzene-d5	5.57	128	23425	57.19	ng	-0.15	
Spiked Amount	100.000		Recovery	=	57.19%		
41) 2-Fluorobiphenyl	6.94	172	99632	61.86	ng	-0.15	
Spiked Amount	100.000		Recovery	=	61.86%		
64) 2,4,6-Tribromophenol	8.15	330	24127	128.00	ng	-0.19	
Spiked Amount	200.000		Recovery	=	64.00%		
80) Terphenyl-d14	10.60	244	105806	66.37	ng	-0.21	
Spiked Amount	100.000		Recovery	=	66.37%		

Target Compounds

						Qvalue
70) Phenanthrene	8.85	178	18788	7.40	ng	99
71) Anthracene	8.90	178	4578	1.77	ng	94
74) Di-n-butylphthalate	9.49	149	4248	1.49	ng	99
76) Fluoranthene	10.13	202	44684	16.14	ng	98
78) Pyrene	10.38	202	37633	13.92	ng	95
85) Benzo[a]anthracene	11.79	228	22672	9.14	ng	99
86) Chrysene	11.83	228	20026	8.80	ng	99
87) bis(2-Ethylhexyl)phthalate	11.93	149	3242	1.97	ng	79
90) Benzo[b]fluoranthene	12.99	252	22761m	12.22	ng	
91) Benzo[k]fluoranthene	13.02	252	6172m	3.27	ng	
92) Benzo[a]pyrene	13.32	252	15065	8.59	ng	98
93) Indeno[1,2,3-cd]pyrene	14.40	276	9365	4.93	ng	99
94) Dibenzo[a,h]anthracene	14.43	278	2841m	1.80	ng	
95) Benzo[g,h,i]perylene	14.67	276	8939m	5.63	ng	

NSM

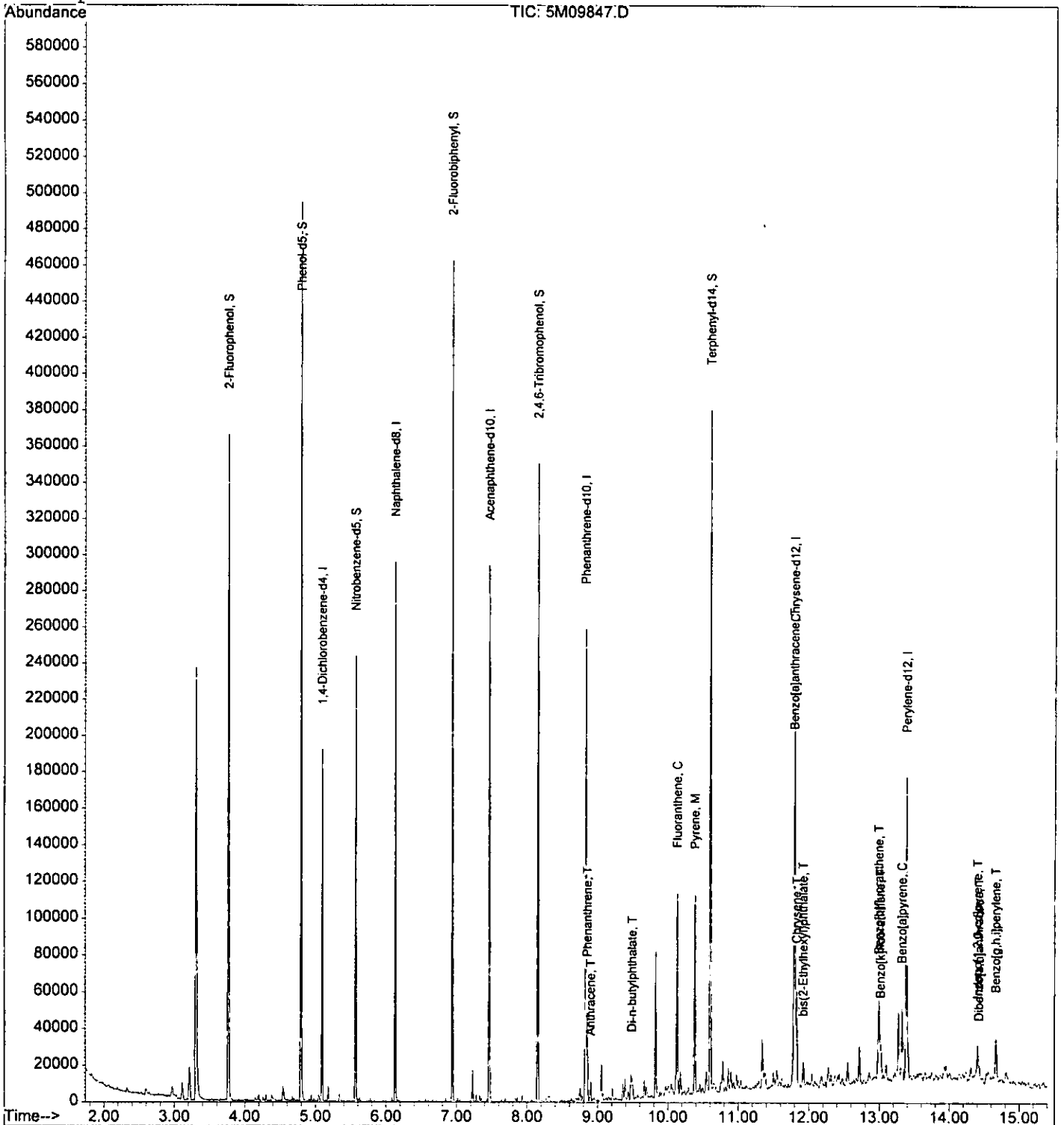
(#) = qualifier out of range (m) = manual integration

Quantitation Report

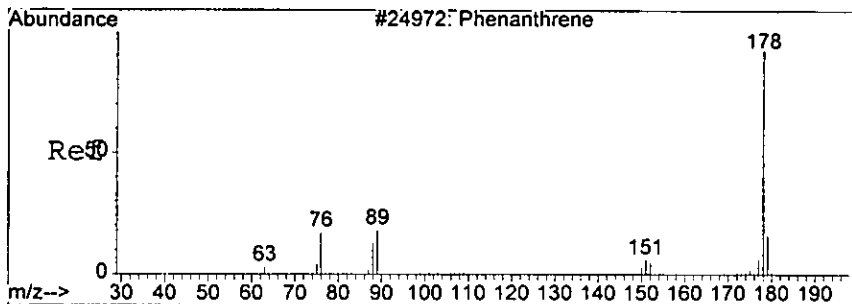
Data File : G:\GcMsData\2005\Gcms_5\Data\08-08-05\5M09847.D Vial: 22
 Acq On : 8 Aug 2005 14:06 Operator: AHD
 Sample : AC18807-024 Inst : GCMS_5
 Misc : S,BNA Multiplr: 1.00
 MS Integration Params: RTEINT.P
 Quant Time: Aug 11 12:28 2005

Quant Results File: 5M_0722.RES

Method : G:\GCMSDATA\2005\GCMS_5\METHODS\5M_0722.M (RTE Integrator)
 Title : @GCMS_5,mg,625,8270
 Last Update : Fri Jul 22 11:19:45 2005
 Response via : Initial Calibration

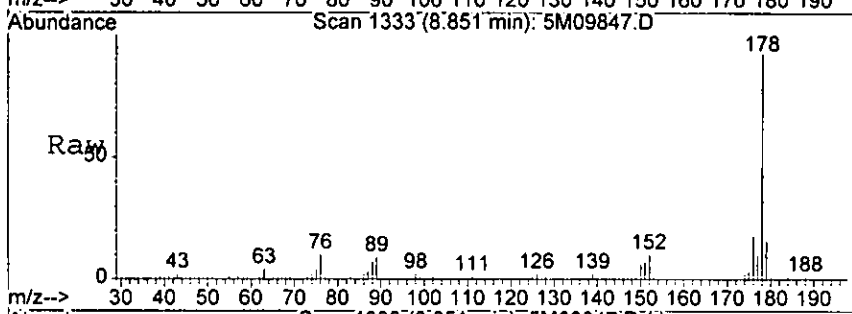


9165

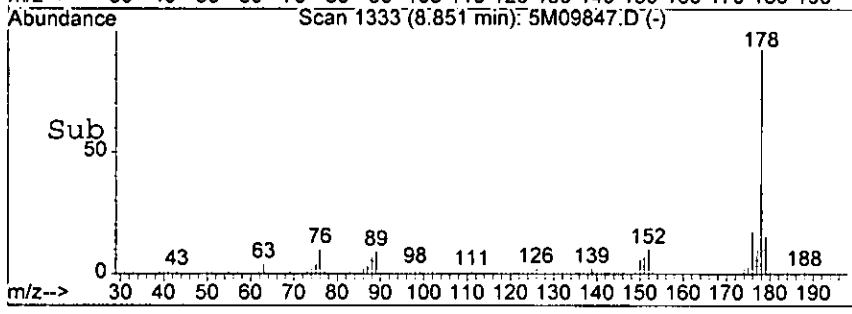
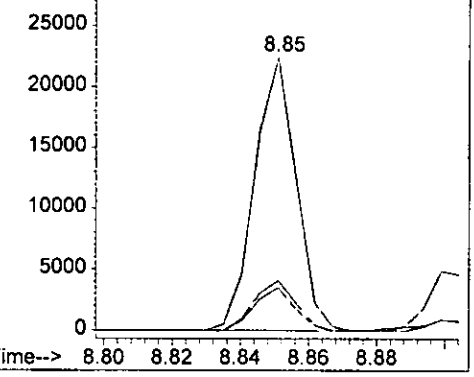


#70
 Phenanthrene
 Concen: 7.40 ng
 RT: 8.85 min Scan# 1333
 Delta R.T. -0.20 min
 Lab File: 5M09847.D
 Acq: 8 Aug 2005 14:06

Tgt Ion	Resp	Lower	Upper
178	18788	100	
179	15.6	0.0	54.9
176	18.1	0.0	57.7

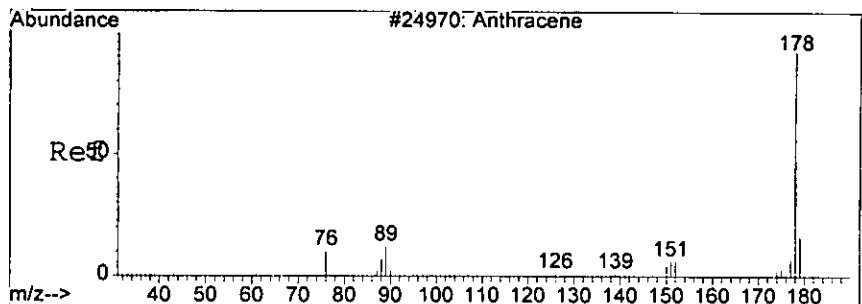


Abundance Ion 178.00 (177.70 to 178.70): 5M0984
 Ion 179.00 (178.70 to 179.70): 5M0984
 Ion 176.00 (175.70 to 176.70): 5M0984

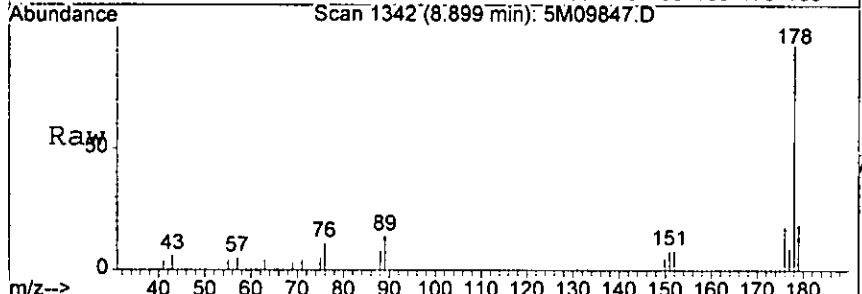


Handwritten signature

9877

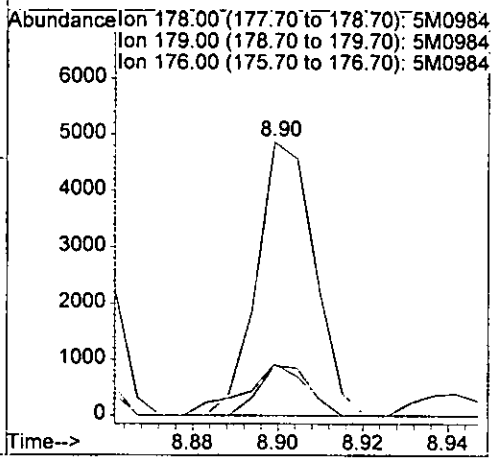
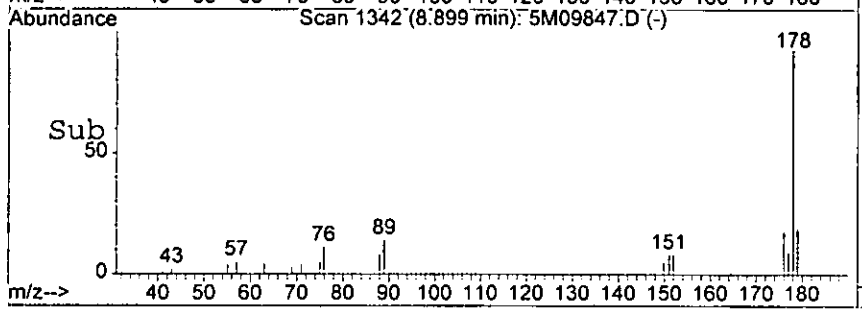


#71
Anthracene
Concen: 1.77 ng
RT: 8.90 min Scan# 1342
Delta R.T. -0.21 min
Lab File: 5M09847.D
Acq: 8 Aug 2005 14:06

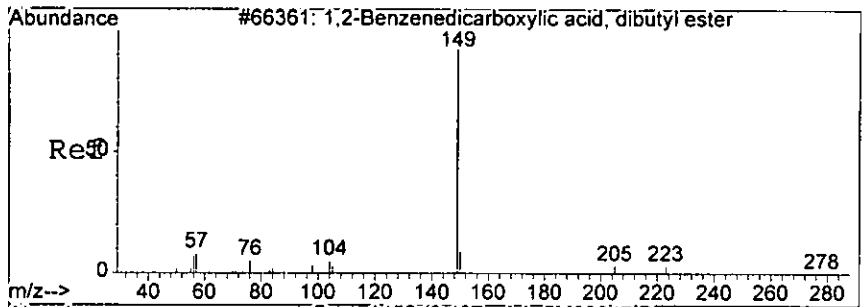


Tgt Ion: 178 Resp: 4578

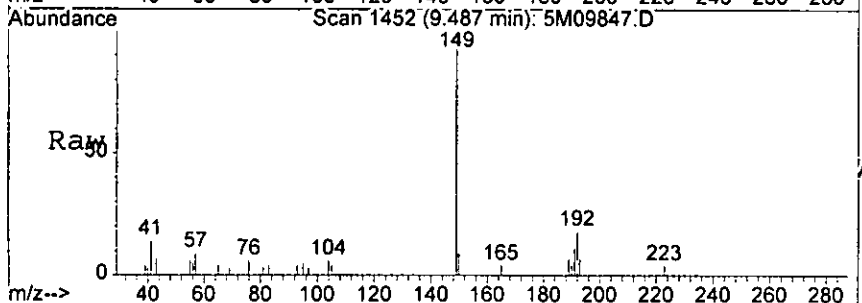
Ion	Ratio	Lower	Upper
178	100		
179	19.0	0.0	54.3
176	18.4	0.0	57.7



Handwritten signature

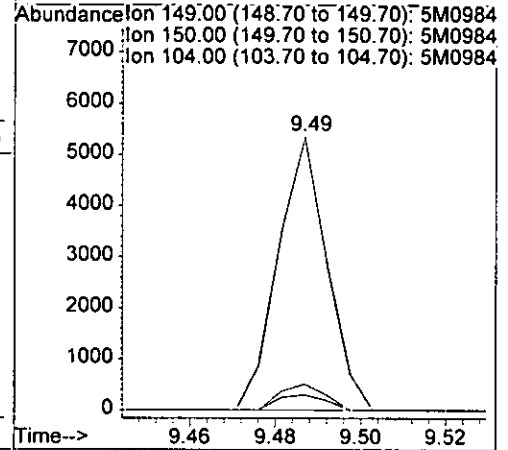
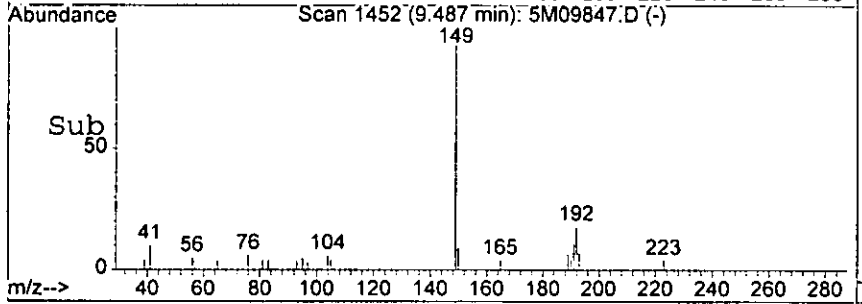


#74
 Di-n-butylphthalate
 Concen: 1.49 ng
 RT: 9.49 min Scan# 1452
 Delta R.T. -0.20 min
 Lab File: 5M09847.D
 Acq: 8 Aug 2005 14:06

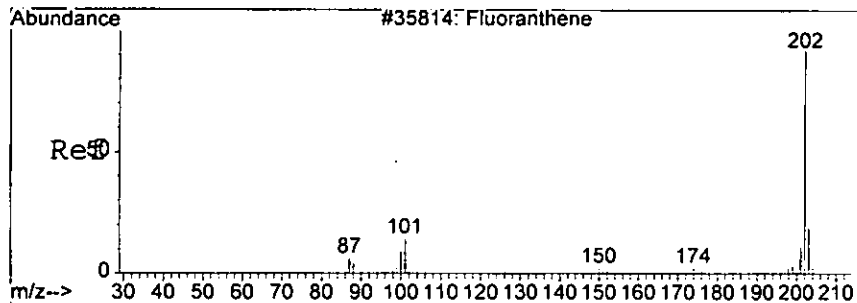


Tgt Ion: 149 Resp: 4248

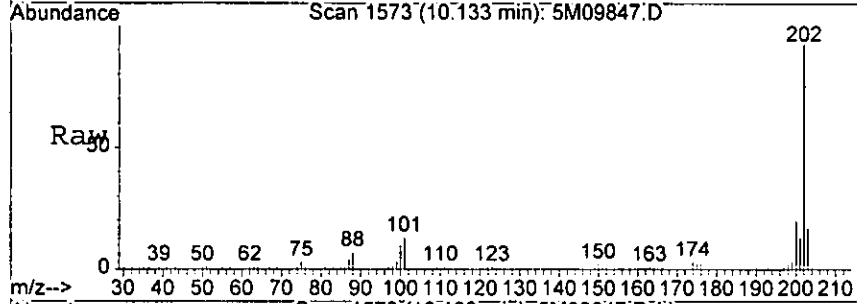
Ion	Ratio	Lower	Upper
149	100		
150	9.4	0.0	49.0
104	5.6	0.0	45.3



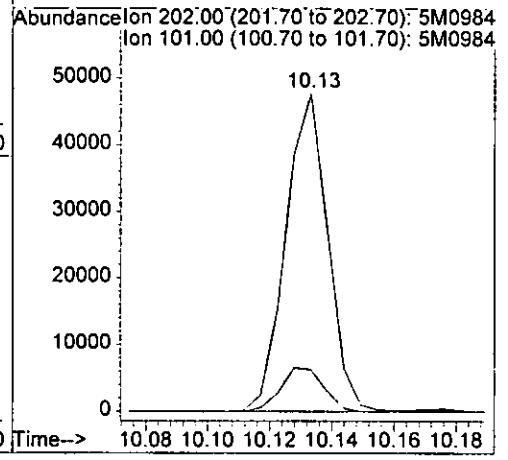
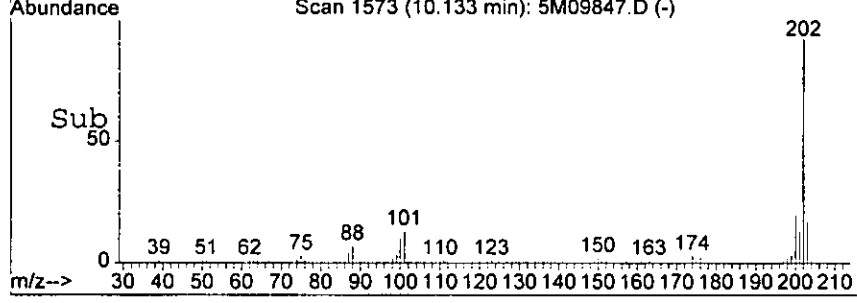
Handwritten signature/initials



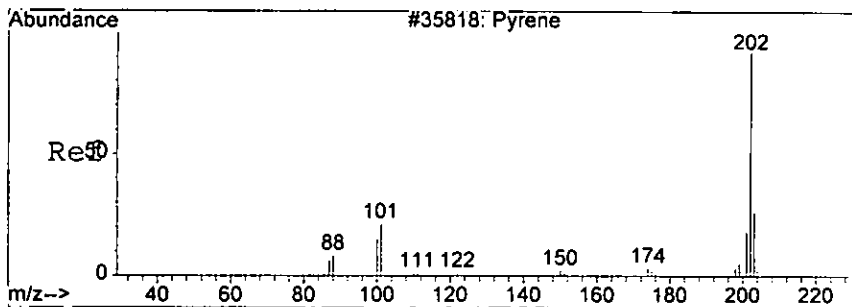
#76
 Fluoranthene
 Concen: 16.14 ng
 RT: 10.13 min Scan# 1573
 Delta R.T. -0.22 min
 Lab File: 5M09847.D
 Acq: 8 Aug 2005 14:06



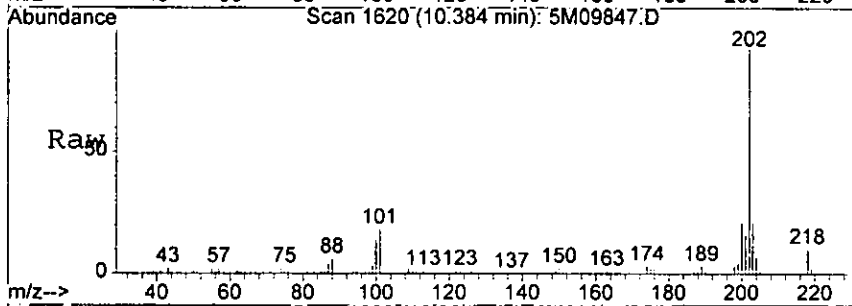
Tgt Ion: 202 Resp: 44684
 Ion Ratio Lower Upper
 202 100
 101 13.1 0.0 52.5



KS115

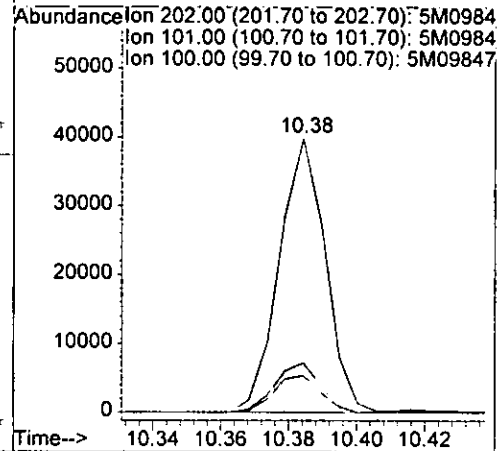
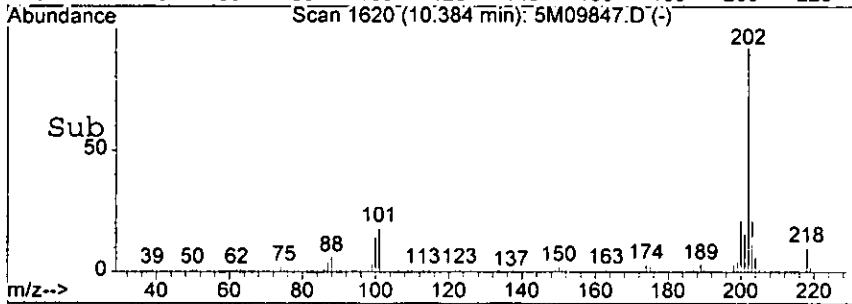


#78
 Pyrene
 Concen: 13.92 ng
 RT: 10.38 min Scan# 1620
 Delta R.T. -0.22 min
 Lab File: 5M09847.D
 Acq: 8 Aug 2005 14:06



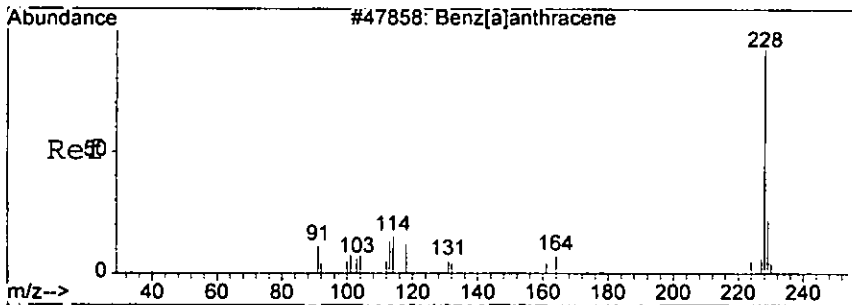
Tgt Ion: 202 Resp: 37633

Ion	Ratio	Lower	Upper
202	100		
101	18.1	0.0	55.5
100	13.6	0.0	52.1



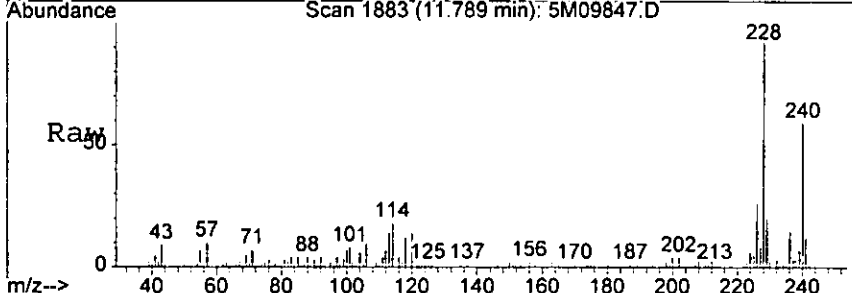
Handwritten signature

1655

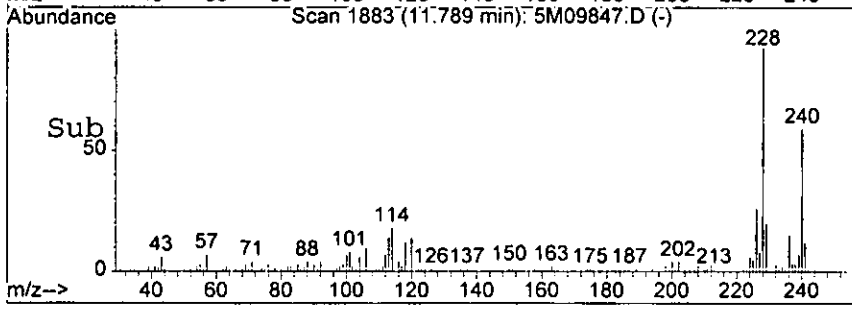
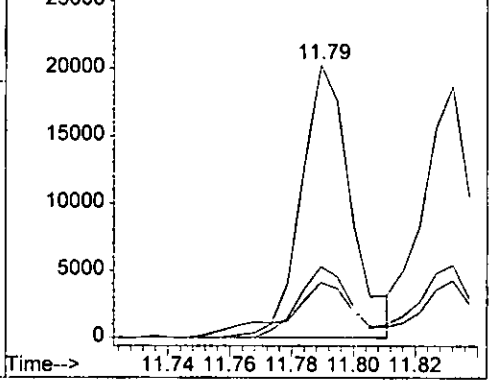


#85
 Benzo[a]anthracene
 Concen: 9.14 ng
 RT: 11.79 min Scan# 1883
 Delta R.T. -0.23 min
 Lab File: 5M09847.D
 Acq: 8 Aug 2005 14:06

Tgt Ion	Resp	Lower	Upper
228	22672	100	100
229	19.2	0.0	58.7
226	26.1	0.0	66.4

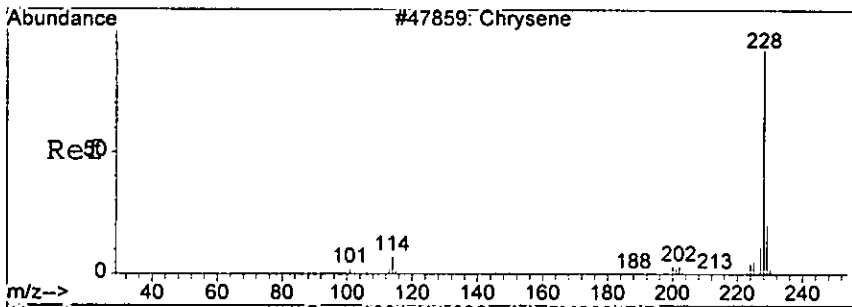


Abundance Ion 228.00 (227.70 to 228.70): 5M0984
 Ion 229.00 (228.70 to 229.70): 5M0984
 Ion 226.00 (225.70 to 226.70): 5M0984

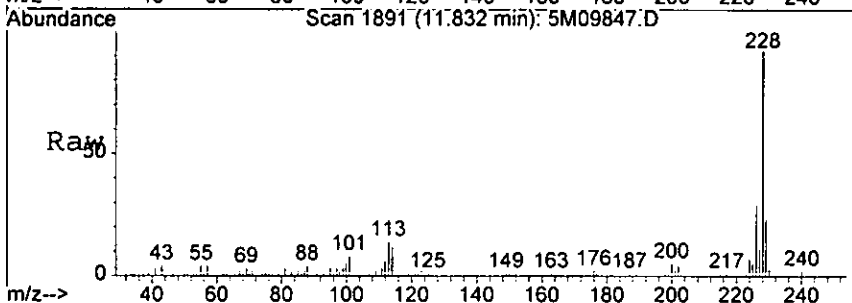


h811

2005

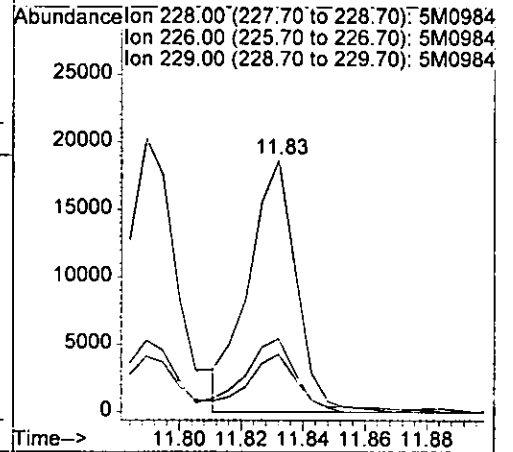
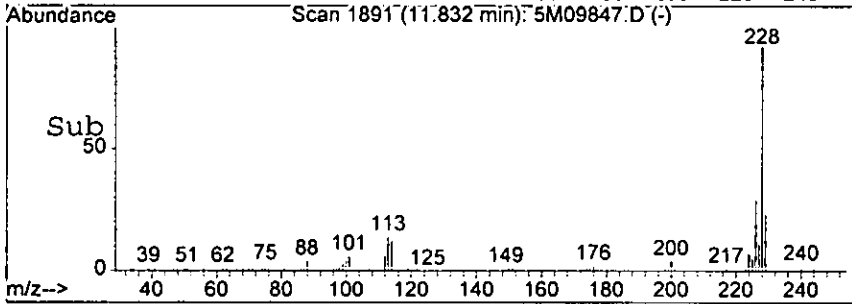


#86
 Chrysene
 Concen: 8.80 ng
 RT: 11.83 min Scan# 1891
 Delta R.T. -0.23 min
 Lab File: 5M09847.D
 Acq: 8 Aug 2005 14:06

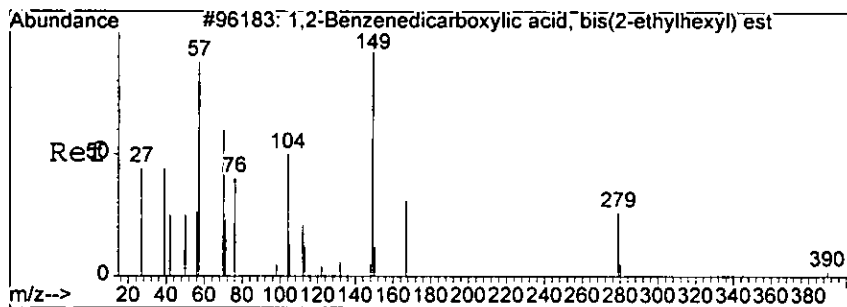


Tgt Ion: 228 Resp: 20026

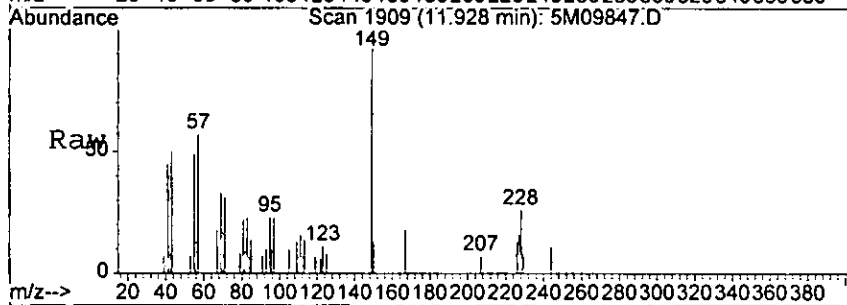
Ion	Ratio	Lower	Upper
228	100		
226	29.1	9.1	49.1
229	21.8	0.0	60.1



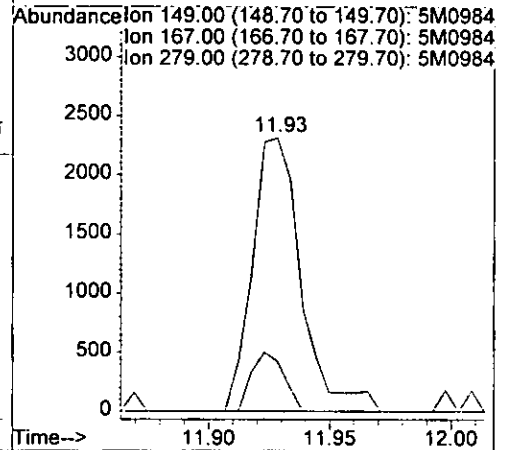
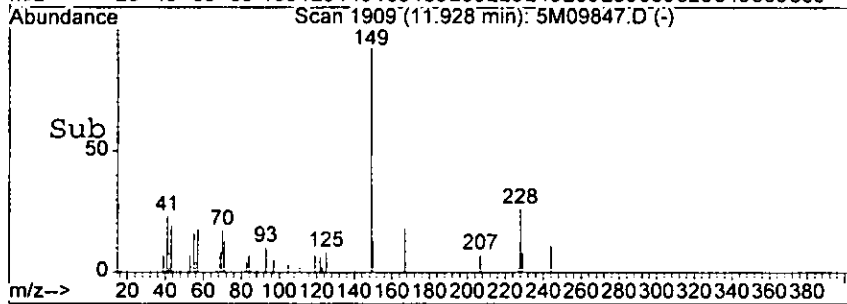
handwritten signature



#87
 bis(2-Ethylhexyl)phthalate
 Concen: 1.97 ng
 RT: 11.93 min Scan# 1909
 Delta R.T. -0.20 min
 Lab File: 5M09847.D
 Acq: 8 Aug 2005 14:06

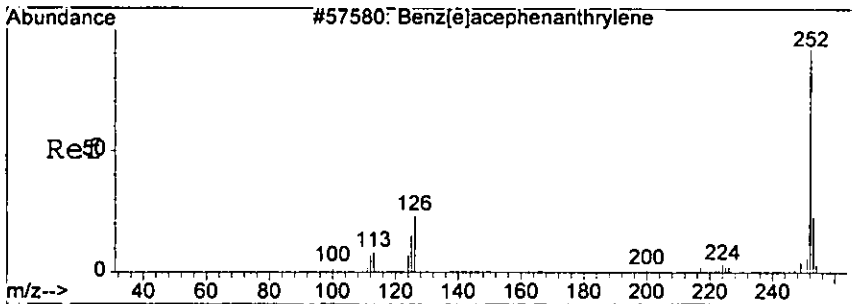


Tgt Ion	Resp	Lower	Upper
149	3242	100	100
167	18.4	2.4	58.4
279	0.0	0.0	44.1

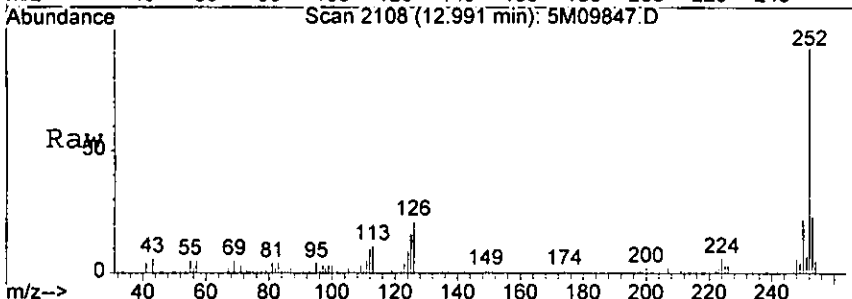


hgr

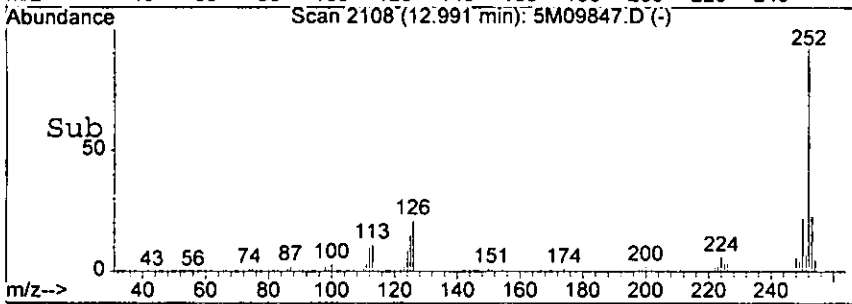
7854



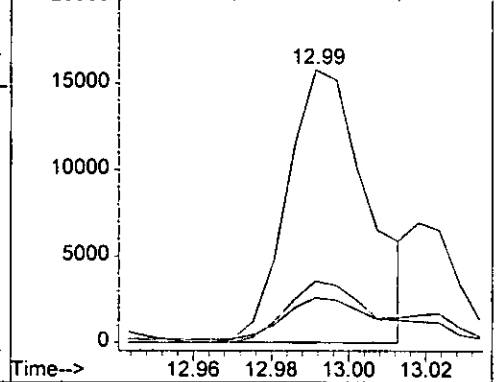
#90
 Benzo [b] fluoranthene
 Concen: 12.22 ng m
 RT: 12.99 min Scan# 2108
 Delta R.T. -0.24 min
 Lab File: 5M09847.D
 Acq: 8 Aug 2005 14:06



Tgt Ion	Resp	Lower	Upper
252	22761		
253	22.5	0.0	61.6
125	16.4	0.0	54.8

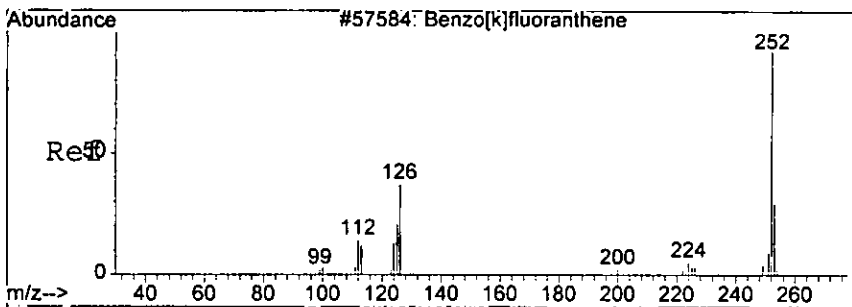


Abundance Ion 252.00 (251.70 to 252.70): 5M0984
 Ion 253.00 (252.70 to 253.70): 5M0984
 Ion 125.00 (124.70 to 125.70): 5M0984



hair

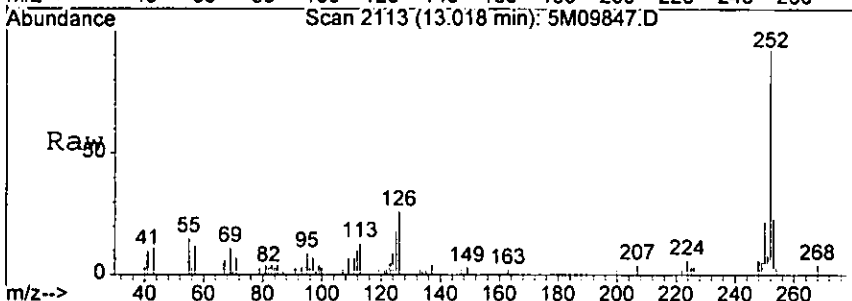
13066



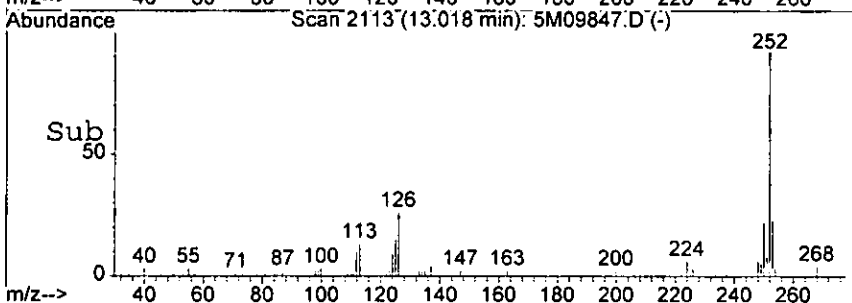
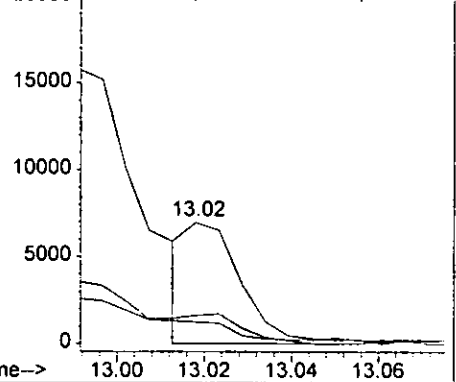
#91
 Benzo[k]fluoranthene
 Concen: 3.27 ng m
 RT: 13.02 min Scan# 2113
 Delta R.T. -0.24 min
 Lab File: 5M09847.D
 Acq: 8 Aug 2005 14:06

Tgt Ion:252 Resp: 6172

Ion	Ratio	Lower	Upper
252	100		
253	23.2	0.0	62.3
125	17.7	0.0	56.6

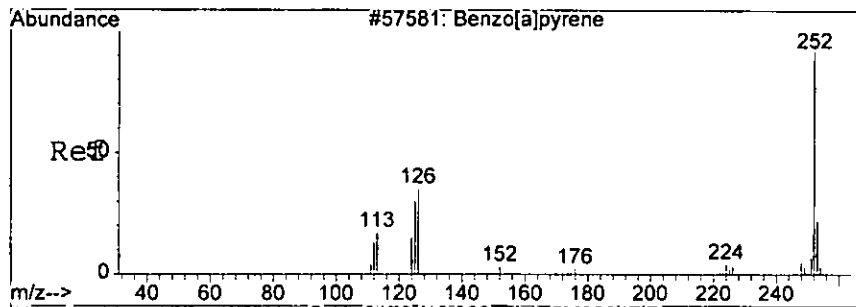


Abundance Ion 252.00 (251.70 to 252.70): 5M0984
 Ion 253.00 (252.70 to 253.70): 5M0984
 Ion 125.00 (124.70 to 125.70): 5M0984



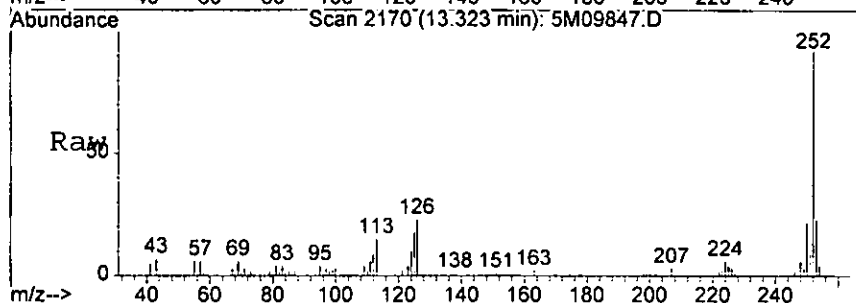
Handwritten signature

0855

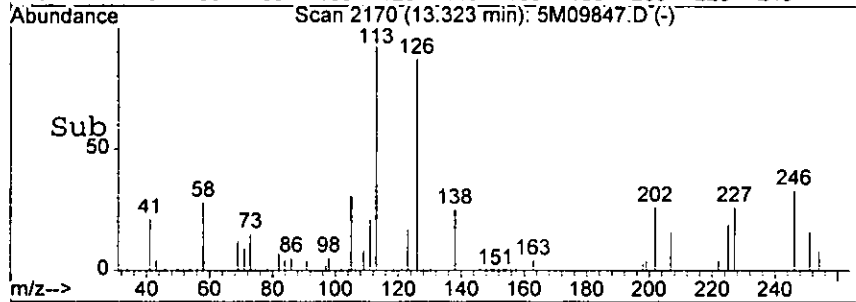
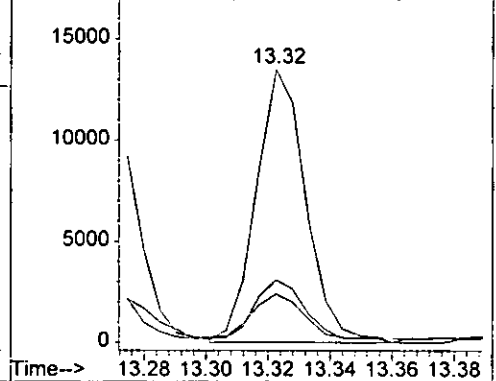


#92
 Benzo[a]pyrene
 Concen: 8.59 ng
 RT: 13.32 min Scan# 2170
 Delta R.T. -0.24 min
 Lab File: 5M09847.D
 Acq: 8 Aug 2005 14:06

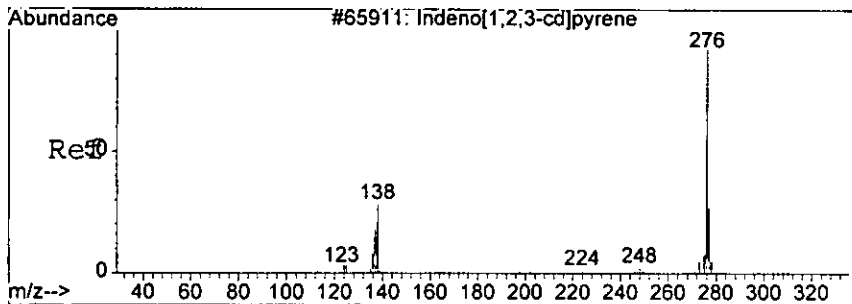
Tgt Ion	252	Resp	15065
Ion Ratio	Lower	Upper	
252	100		
253	23.0	0.0	61.5
125	16.4	0.0	56.0



Abundance Ion 252.00 (251.70 to 252.70): 5M0984
 Ion 253.00 (252.70 to 253.70): 5M0984
 Ion 125.00 (124.70 to 125.70): 5M0984

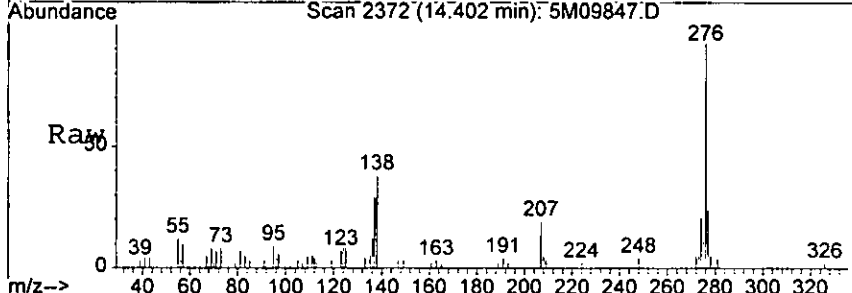


Handwritten signature

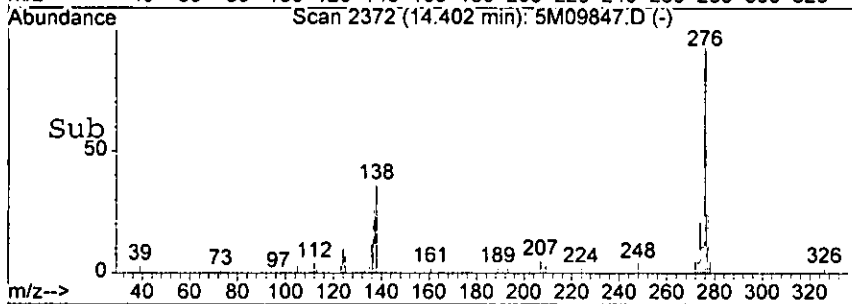
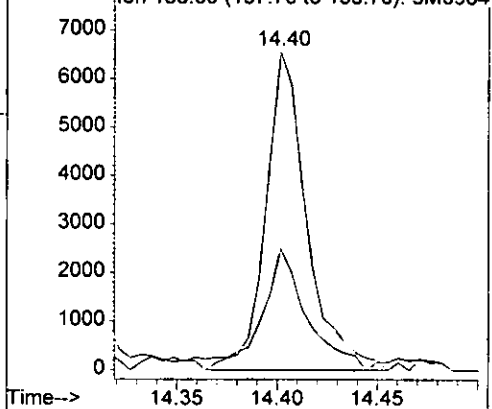


#93
 Indeno[1,2,3-cd]pyrene
 Concen: 4.93 ng
 RT: 14.40 min Scan# 2372
 Delta R.T. -0.29 min
 Lab File: 5M09847.D
 Acq: 8 Aug 2005 14:06

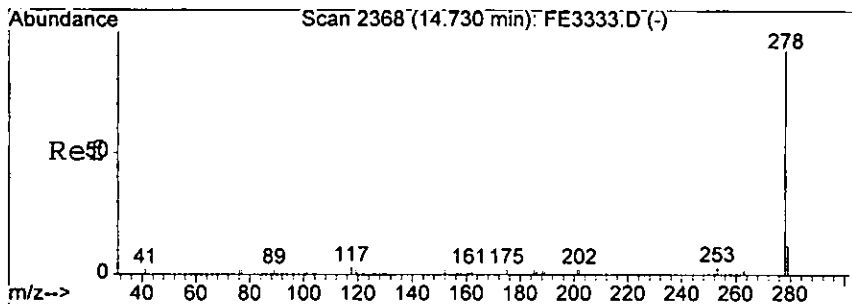
Tgt Ion	Resp	Lower	Upper
276	9365	100	
138	35.6	0.0	76.1



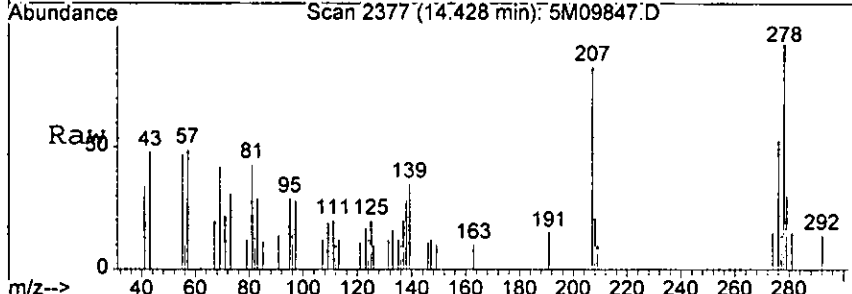
Abundance Ion 276.00 (275.70 to 276.70): 5M0984
 Ion 138.00 (137.70 to 138.70): 5M0984



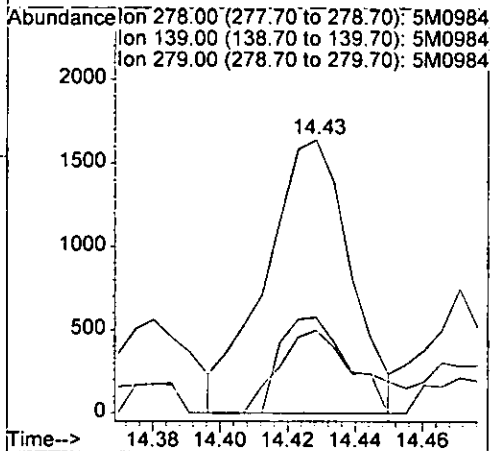
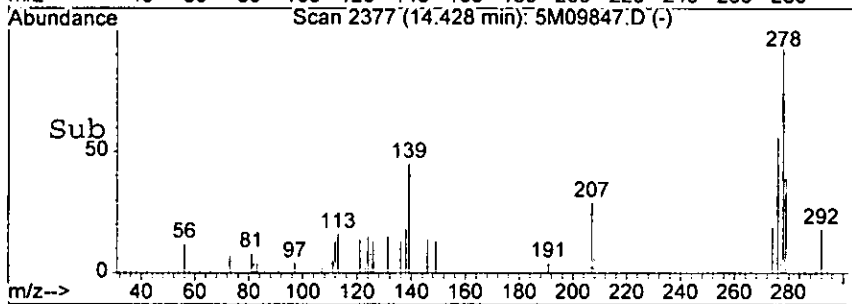
Handwritten signature



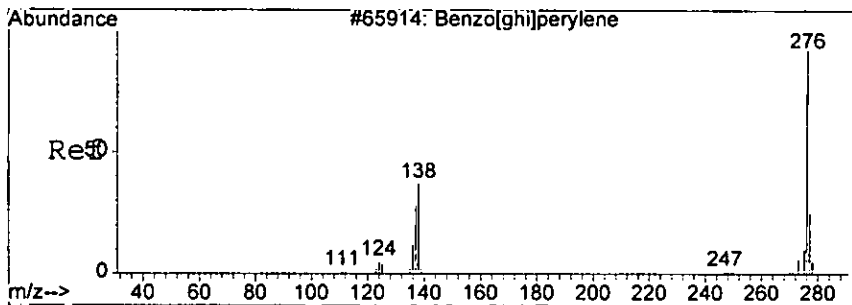
#94
 Dibenzo[a,h]anthracene
 Concen: 1.80 ng m
 RT: 14.43 min Scan# 2377
 Delta R.T. -0.29 min
 Lab File: 5M09847.D
 Acq: 8 Aug 2005 14:06



Tgt Ion	Resp	Lower	Upper
278	100		
139	35.1	0.0	66.7
279	30.4	0.0	62.7



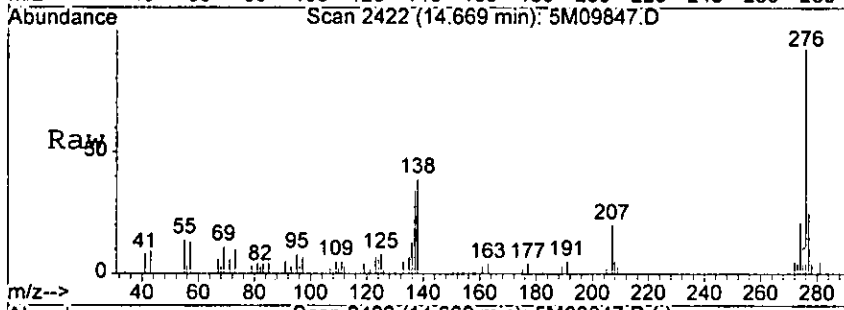
Handwritten signature



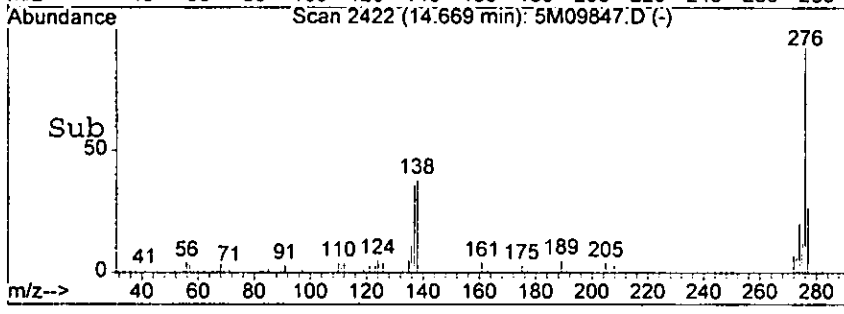
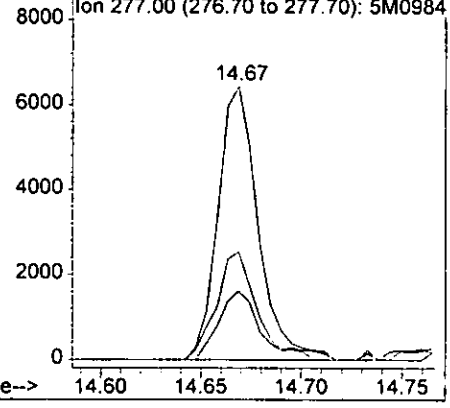
#95
 Benzo[g,h,i]perylene
 Concen: 5.63 ng m
 RT: 14.67 min Scan# 2422
 Delta R.T. -0.32 min
 Lab File: 5M09847.D
 Acq: 8 Aug 2005 14:06

0000

Tgt Ion	276	Resp	8939
Ion Ratio	Lower	Upper	
276	100		
138	39.3	0.0	78.3
277	25.0	0.0	64.0



Abundance Ion 276.00 (275.70 to 276.70): 5M0984
 Ion 138.00 (137.70 to 138.70): 5M0984
 Ion 277.00 (276.70 to 277.70): 5M0984



Handwritten signature or initials

Form1

ORGANICS SEMIVOLATILE REPORT

Sample Number: AC18807-025
 Client Id: PCSB-41(9.5)
 Data File: 5M09848.D
 Analysis Date: 08/08/05 14:28
 Date Rec/Extracted: 07/28/05-08/07/05

Matrix: Soil
 Initial Vol: 30g
 Final Vol: 1ml
 Dilution: 1
 Solids: 68

Units: mg/Kg

Cas #	Compound	RL	Conc	Cas #	Compound	RL	Conc
120-82-1	1,2,4-Trichlorobenzene	0.0086	U	205-99-2	Benzo[b]fluoranthene	0.014	U
95-50-1	1,2-Dichlorobenzene	0.020	U	191-24-2	Benzo[g,h,i]perylene	0.0070	U
122-66-7	1,2-Diphenylhydrazine	0.016	U	207-08-9	Benzo[k]fluoranthene	0.017	U
541-73-1	1,3-Dichlorobenzene	0.014	U	111-91-1	bis(2-Chloroethoxy)methan	0.011	U
106-46-7	1,4-Dichlorobenzene	0.0086	U	111-44-4	bis(2-Chloroethyl)ether	0.022	U
95-95-4	2,4,5-Trichlorophenol	0.076	U	108-60-1	bis(2-chloroisopropyl)ether	0.010	U
88-06-2	2,4,6-Trichlorophenol	0.037	U	117-81-7	bis(2-Ethylhexyl)phthalat	0.031	0.050
120-83-2	2,4-Dichlorophenol	0.065	U	85-68-7	Butylbenzylphthalate	0.013	U
105-67-9	2,4-Dimethylphenol	0.041	U	86-74-8	Carbazole	0.0094	U
51-28-5	2,4-Dinitrophenol	0.090	U	218-01-9	Chrysene	0.014	U
121-14-2	2,4-Dinitrotoluene	0.018	U	84-74-2	Di-n-butylphthalate	0.0099	U
606-20-2	2,6-Dinitrotoluene	0.022	U	117-84-0	Di-n-octylphthalate	0.017	U
91-58-7	2-Chloronaphthalene	0.0056	U	53-70-3	Dibenzo[a,h]anthracene	0.0090	U
95-57-8	2-Chlorophenol	0.090	U	132-64-9	Dibenzofuran	0.063	U
91-57-6	2-Methylnaphthalene	0.084	U	84-66-2	Diethylphthalate	0.012	U
95-48-7	2-Methylphenol	0.18	U	131-11-3	Dimethylphthalate	0.0085	U
88-74-4	2-Nitroaniline	0.063	U	206-44-0	Fluoranthene	0.0081	U
88-75-5	2-Nitrophenol	0.060	U	86-73-7	Fluorene	0.012	U
106-44-5	3&4-Methylphenol	0.18	U	118-74-1	Hexachlorobenzene	0.020	U
91-94-1	3,3'-Dichlorobenzidine	0.086	U	87-68-3	Hexachlorobutadiene	0.012	U
99-09-2	3-Nitroaniline	0.12	U	77-47-4	Hexachlorocyclopentadiene	0.13	U
534-52-1	4,6-Dinitro-2-methylphenol	0.093	U	67-72-1	Hexachloroethane	0.017	U
101-55-3	4-Bromophenyl-phenylether	0.020	U	193-39-5	Indeno[1,2,3-cd]pyrene	0.0083	U
59-50-7	4-Chloro-3-methylphenol	0.098	U	78-59-1	Isophorone	0.26	U
106-47-8	4-Chloroaniline	0.33	U	621-64-7	N-Nitroso-di-n-propylamine	0.016	U
7005-72-3	4-Chlorophenyl-phenylether	0.014	U	62-75-9	N-Nitrosodimethylamine	0.54	U
100-01-6	4-Nitroaniline	0.073	U	86-30-6	n-Nitrosodiphenylamine	0.013	U
100-02-7	4-Nitrophenol	0.069	U	91-20-3	Naphthalene	0.0048	U
83-32-9	Acenaphthene	0.0081	U	98-95-3	Nitrobenzene	0.014	U
208-96-8	Acenaphthylene	0.0074	U	87-86-5	Pentachlorophenol	0.047	U
120-12-7	Anthracene	0.0097	U	85-01-8	Phenanthrene	0.011	U
92-87-5	Benzidine	0.51	U	108-95-2	Phenol	0.081	U
56-55-3	Benzo[a]anthracene	0.0068	U	129-00-0	Pyrene	0.011	U
50-32-8	Benzo[a]pyrene	0.0081	0.82				

Worksheet #: 18122

Total Target Concentration 0.87

U - Indicates the compound was analyzed but not detected.
 B - Indicates the analyte was found in the blank as well as in the sample.
 E - Indicates the analyte concentration exceeds the calibration range of the instrument.

R - Retention Time Out
 J - Indicates an estimated value when a compound is detected at less than the specified detection limit.

Data File : G:\GcMsData\2005\Gcms_5\Data\08-08-05\5M09848.D Vial: 23
 Acq On : 8 Aug 2005 14:28 Operator: AHD
 Sample : AC18807-025 Inst : GCMS_5
 Misc : S,BNA Multiplr: 1.00
 MS Integration Params: RTEINT.P
 Quant Time: Aug 11 12:28 2005 Quant Results File: 5M_0722.RES

Quant Method : G:\GCMSDATA\2005\GCMS_5\METHODS\5M_0722.M (RTE Integrator)
 Title : @GCMS_5,mg,625,8270
 Last Update : Fri Jul 22 11:19:45 2005
 Response via : Initial Calibration
 DataAcq Meth : 5M_RUN5

Internal Standards	R.T.	QIon	Response	Conc	Units	Dev(Min)
1) 1,4-Dichlorobenzene-d4	5.09	152	27743	40.00	ng	-0.16
20) Naphthalene-d8	6.13	136	104705	40.00	ng	-0.15
36) Acenaphthene-d10	7.46	164	62085	40.00	ng	-0.18
61) Phenanthrene-d10	8.82	188	98469	40.00	ng	-0.20
77) Chrysene-d12	11.80	240	69667	40.00	ng	-0.23
88) Perylene-d12	13.39	264	55878	40.00	ng	-0.23
System Monitoring Compounds						
4) 2-Fluorophenol	3.77	112	131050	140.25	ng	-0.20
Spiked Amount	200.000		Recovery	=	70.13%	
8) Phenol-d5	4.80	99	174287	127.56	ng	-0.15
Spiked Amount	200.000		Recovery	=	63.78%	
21) Nitrobenzene-d5	5.57	128	32304	70.47	ng	-0.15
Spiked Amount	100.000		Recovery	=	70.47%	
41) 2-Fluorobiphenyl	6.94	172	139101	71.68	ng	-0.15
Spiked Amount	100.000		Recovery	=	71.68%	
64) 2,4,6-Tribromophenol	8.15	330	33050	156.83	ng	-0.19
Spiked Amount	200.000		Recovery	=	78.42%	
80) Terphenyl-d14	10.60	244	135199	82.15	ng	-0.21
Spiked Amount	100.000		Recovery	=	82.15%	
Target Compounds						Qvalue
87) bis(2-Ethylhexyl)phthalate	11.93	149	1711	1.01	ng	72
92) Benzo[a]pyrene	13.41	252	34734	16.73	ng	93

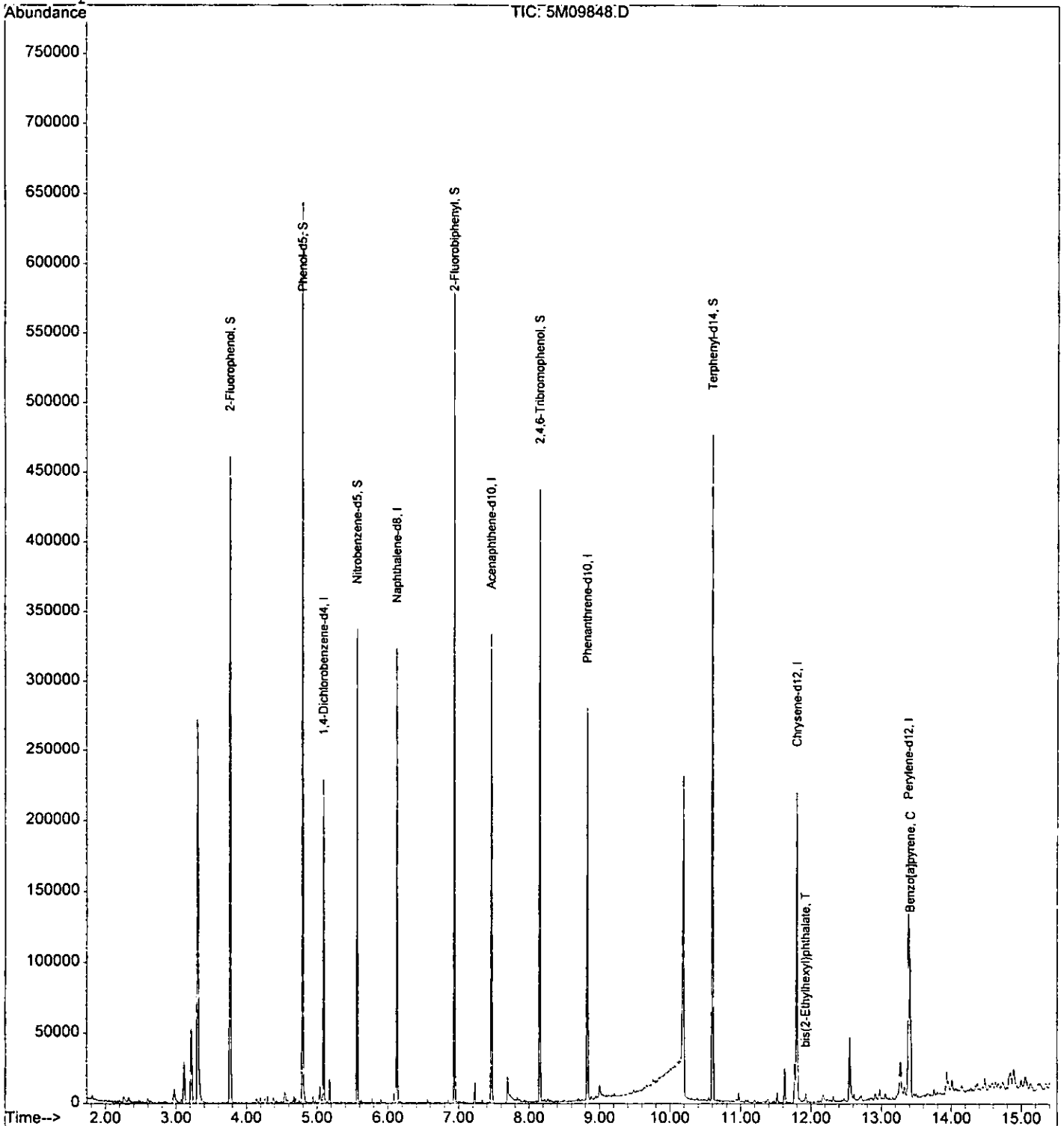
nm

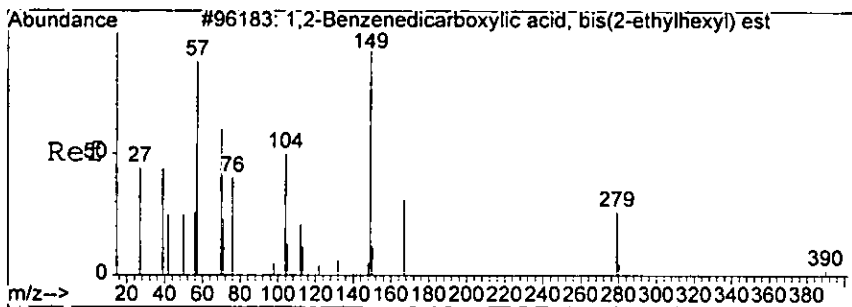
Quantitation Report

Data File : G:\GcMsData\2005\Gcms_5\Data\08-08-05\5M09848.D Vial: 23
Acq On : 8 Aug 2005 14:28 Operator: AHD
Sample : AC18807-025 Inst : GCMS_5
Misc : S,BNA Multiplr: 1.00
MS Integration Params: RTEINT.P
Quant Time: Aug 11 12:28 2005

Quant Results File: 5M_0722.RES

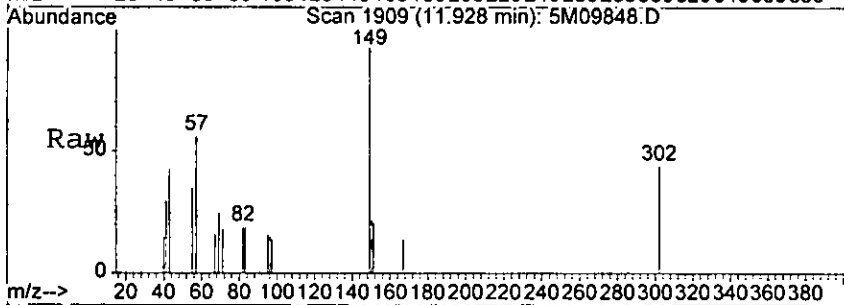
Method : G:\GCMSDATA\2005\GCMS_5\METHODS\5M_0722.M (RTE Integrator)
Title : @GCMS_5,mg,625,8270
Last Update : Fri Jul 22 11:19:45 2005
Response via : Initial Calibration



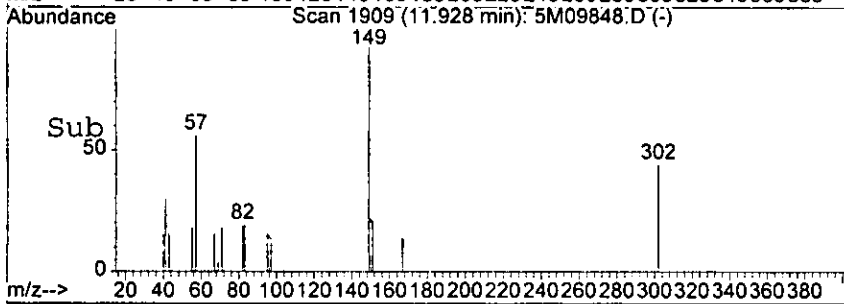
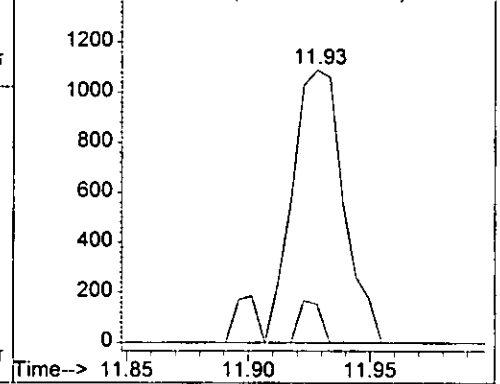


#87
 bis(2-Ethylhexyl)phthalate
 Concen: 1.01 ng
 RT: 11.93 min Scan# 1909
 Delta R.T. -0.20 min
 Lab File: 5M09848.D
 Acq: 8 Aug 2005 14:28

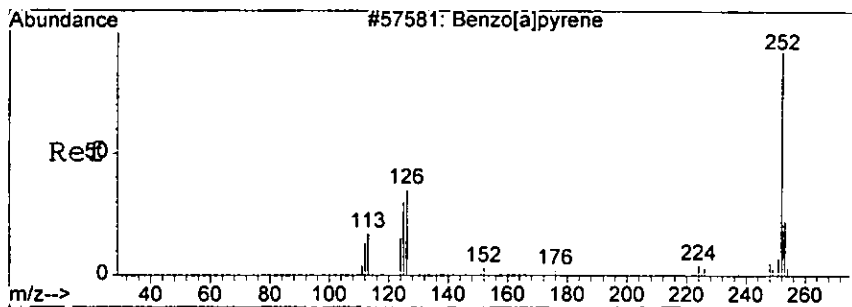
Tgt Ion	Ratio	Lower	Upper
149	100		
167	14.0	2.4	58.4
279	0.0	0.0	44.1



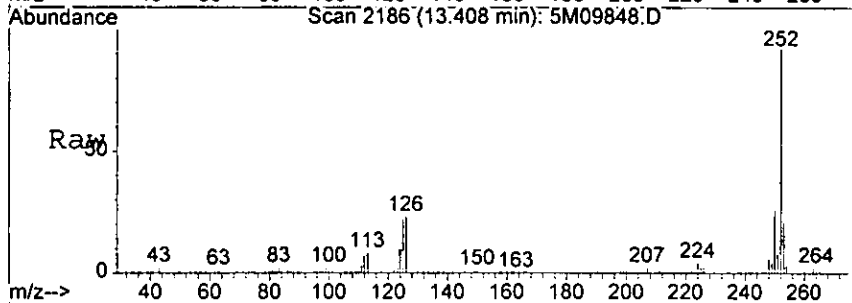
Abundance Ion 149.00 (148.70 to 149.70): 5M0984
 Ion 167.00 (166.70 to 167.70): 5M0984
 Ion 279.00 (278.70 to 279.70): 5M0984



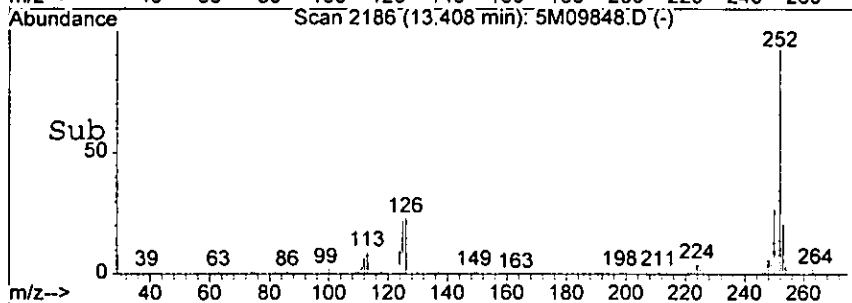
12915



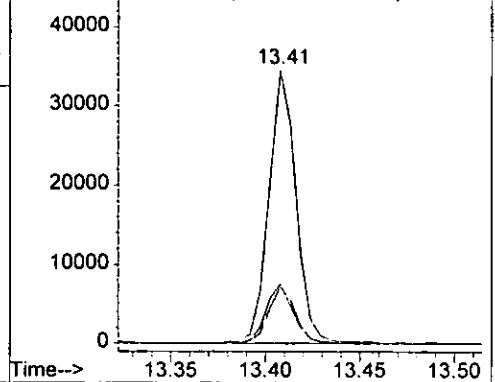
#92
Benzo[a]pyrene
Concen: 16.73 ng
RT: 13.41 min Scan# 2186
Delta R.T. -0.16 min
Lab File: 5M09848.D
Acq: 8 Aug 2005 14:28



Tgt Ion	Resp	Lower	Upper
252	34734	100	
253	20.7	0.0	61.5
125	21.8	0.0	56.0



Abundance Ion 252.00 (251.70 to 252.70): 5M0984
Ion 253.00 (252.70 to 253.70): 5M0984
Ion 125.00 (124.70 to 125.70): 5M0984



Handwritten signature