

GC/MS Semi-Volatile Data

**GC/MS Semi-Volatile Data
QC Summary**

FORM2

Surrogate Recovery

0499

Dfile	Sample#	Matrix	Surr Dil	Dilute Out Flag	Column1	Column1	Column1	Column1	Column1	Column1
					S1	S2	S3	S4	S5	S6
					Recov	Recov	Recov	Recov	Recov	Recov
4M05592	SMB2625	Soil	1		38	35	39	42	39	37
4M05593	SMB2626	Soil	1		82	78	81	91	81	75
5M09871	WMB2635	Aqueous	1		62	38	97	88	96	99
5M09913	SMB2618	Soil	1		66	60	67	66	71	74
4M05503	AC18916-001	Soil	1		83	81	89	90	83	67
5M10019	AC18916-002(10X)	Soil	10		67	70	98	83	77	80
5M09932	AC18916-003	Soil	1		69	62	72	79	79	80
4M05504	AC18916-004	Soil	1		74	79	70	78	85	76
4M05505	AC18916-005	Soil	1		68	72	72	79	80	65
5M10020	AC18916-006(10X)	Soil	10		74	76	100	81	90	80
4M05578	AC18916-007	Soil	1		74	74	74	76	86	92
5M09929	AC18916-008	Soil	1		65	60	69	70	70	72
5M09930	AC18916-009(MS:AC	Soil	1		71	63	68	72	77	82
5M09931	AC18916-010(MSD:A	Soil	1		66	60	67	67	78	75
5M10018	AC18916-011(20X)	Soil	20	SD	61	67	128 *	79	79	79
5M09942	AC18916-012	Soil	1		71	65	79	81	85	83
5M09980	AC18916-013	Soil	1		68	62	68	73	69	72
5M10017	AC18916-014(5X)	Soil	5		67	71	90	71	78	78
5M09934	AC18916-015	Soil	1		74	65	80	75	83	81
5M09937	AC18916-016	Soil	1		61	54	63	66	69	69
4M05567	AC18916-017(20X)	Soil	20		71	75	116	112	69	104
5M09943	AC18916-018	Soil	1		73	63	70	78	81	80
5M09938	AC18916-019	Soil	1		64	57	62	64	75	71
4M05534	AC18916-020	Soil	1		74	72	91	86	87	71
5M09935	AC18916-021	Soil	1		80	68	78	79	89	82
4M05535	AC18916-022	Soil	1		81	87	77	81	81	78
4M05658	AC18916-023(3X)	Soil	3		70	68	83	87	87	76
5M10103	AC18916-024	Soil	1		96	103	72	72	96	86
5M09891	AC18916-025	Aqueous	1		78	57	91	88	93	97
4M05616	SMB2625(MS)	Soil	1		70	68	76	79	92	75
4M05617	SMB2626(MS)	Soil	1		69	68	66	79	91	75
4M05619	AC18932-001(MS)	Soil	1		73	72	83	79	91	79
4M05620	AC18932-001(MSD)	Soil	1		70	72	72	79	94	83
5M09872	WMB2635(MS)	Aqueous	1		66	40	101	85	95	95
5M09914	SMB2618(MS)	Soil	1		85	76	86	81	85	84

Flags: SD=Surrogate diluted out

*=Surrogate out

Method: 8270

Soil Limits

Compound	Spike Amt	Limits
S1=2-Fluorophenol	200	25-121
S2=Phenol-d5	200	24-113
S3=Nitrobenzene-d5	100	23-120
S4=2-Fluorobiphenyl	100	30-115
S5=2,4,6-Tribromophenol	200	19-122
S6=Terphenyl-d14	100	18-137

Aqueous Limits

Compound	Spike Amt	Limits
S1=2-Fluorophenol	200	21-100
S2=Phenol-d5	200	10-94
S3=Nitrobenzene-d5	100	35-114
S4=2-Fluorobiphenyl	100	43-116
S5=2,4,6-Tribromophenol	200	10-123
S6=Terphenyl-d14	100	33-141

050

Data File:====>
Data/Batch/Sample ID:====>
Date/Time:====>

Compound	Limit(s)				Conc %			Conc %			Conc %			Conc %			
	Soil		Aq	Col	Mr	Conc	Exp	Rec	Conc	Exp	Rec	Conc	Exp	Rec	Conc	Exp	Rec
	4M05617.D				5M09872.D												
	SMB2626(MS)				WMB2635(MS)												
	08/15/05 18:52				08/09/05 07:34												
1,2,4-Trichlorobenz	38-107	39-98	1	0	87.94	100	88	86.95	100	87							
1,4-Dichlorobenzen	28-104	36-97	1	0	85.49	100	85	67.61	100	68							
2,4-Dinitrotoluene	28-89	24-96	1	0	103.3	100	103*	87.87	100	88							
2-Chlorophenol	25-102	27-123	1	0	153.2	200	77	79.42	100	79							
4-Chloro-3-methylp	26-103	23-97	1	0	180.2	200	90	82.79	100	83							
4-Nitrophenol	11-114	10-80	1	0	182.7	200	91	45.68	100	46							
Acenaphthene	31-137	46-118	1	0	93.55	100	94	95.34	100	95							
N-Nitroso-di-n-propy	41-126	41-116	1	0	80.43	100	80	83.81	100	84							
Pentachlorophenol	17-109	9-103	1	0	196.9	200	98	75.93	100	76							
Phenol	26-90	12-89	1	0	160.3	200	80	40.15	100	40							
Pyrene	35-142	26-127	1	0	86.6	100	87	98.94	100	99							

FORM 3
Spike Recovery

0501

Batch Number: SMB2618

Mbs File: 5M09914.D

Mbs Name: SMB2618(MS)

Non Spk'd File: 5M09929.D

Ns Name: AC18916-008

Spike File: 5M09930.D

Ms Name: AC18916-009(MS)

Spike Dup File: 5M09931.D

Msd Name: AC18916-010(MS)

Matrix: Soil

Method: 8270

Compound	Col	Mr	Conc Exp	Lo Llm	Hi Lim	Rpd Llm	Mbs Conc	Sample Conc	Spike Conc	Spike Dup Conc	Mbs Rec	MS Rec	Msd Rec	Rpd
Phenol	1	0	200	26	90	35	154.09	0.00	133.60	133.35	77	67	67	0.19
2-Chlorophenol	1	0	200	25	102	50	155.86	0.00	127.80	129.48	78	64	65	1.3
1,4-Dichlorobenzene	1	0	100	28	104	27	89.89	0.00	69.51	76.98	90	70	77	10
N-Nitroso-di-n-propyla	1	0	100	41	126	38	83.36	0.00	70.45	69.26	83	70	69	1.7
1,2,4-Trichlorobenzene	1	0	100	38	107	23	91.08	0.00	72.03	77.41	91	72	77	7.2
4-Chloro-3-methylphen	1	0	200	26	103	33	163.42	0.00	145.03	132.23	82	73	66	9.2
Acenaphthene	1	0	100	31	137	19	88.68	0.00	80.87	76.47	89	81	76	5.6
2,4-Dinitrotoluene	1	0	100	28	89	47	89.28	0.00	83.61	75.26	89	84	75	11
4-Nitrophenol	1	0	200	11	114	50	166.71	0.00	156.45	140.19	83	78	70	11
Pentachlorophenol	1	0	200	17	109	47	179.69	0.00	142.44	154.92	90	71	77	8.4
Pyrene	1	0	100	35	142	36	90.63	3.60	94.85	90.36	91	91	87	4.8

Note:

Rp = Failed Rpd Criteria

Mo = Failed Recovery Criteria

^ - Both Ms and Msd Recoveries = 0 ... no valid information can be calculated

FORM 3
Spike Recovery

0502

Batch Number: SMB2625

Mbs File: 4M05616.D

Mbs Name: SMB2625(MS)

Non Spk'd File: 4M05618.D

Ns Name: AC18932-001

Spike File: 4M05619.D

Ms Name: AC18932-001(MS)

Spike Dup File: 4M05620.D

Msd Name: AC18932-001(MS)

Matrix: Soil

Method: 8270

Compound	Col	Mr	Conc Exp	Lo Lim	Hi Lim	Rpd Lim	Mbs Conc	Sample Conc	Spike Conc	Spike Dup Conc	Mbs Rec	MS Rec	Msd Rec	Rpd
Phenol	1	0	200	26	90	35	131.93	0.00	138.77	141.38	66	69	71	1.9
2-Chlorophenol	1	0	200	25	102	50	141.41	0.00	162.69	144.63	71	81	72	12
1,4-Dichlorobenzene	1	0	100	28	104	27	72.71	0.00	86.19	72.92	73	86	73	17
N-Nitroso-di-n-propyla	1	0	100	41	126	38	70.32	0.00	90.46	77.99	70	90	78	15
1,2,4-Trichlorobenzene	1	0	100	38	107	23	86.67	0.00	94.17	90.13	87	94	90	4.4
4-Chloro-3-methylphen	1	0	200	26	103	33	149.92	0.00	159.22	166.86	75	80	83	4.7
Acenaphthene	1	0	100	31	137	19	92.29	7.66	96.26	89.17	92	89	82	7.6
2,4-Dinitrotoluene	1	0	100	28	89	47	98.62	0.00	96.83	88.19	99 Mo	97 Mo	88	9.3
4-Nitrophenol	1	0	200	11	114	50	180.92	0.00	156.72	148.90	90	78	74	5.1
Pentachlorophenol	1	0	200	17	109	47	192.30	0.00	198.67	179.68	96	99	90	10
Pyrene	1	0	100	35	142	36	87.08	57.88	208.41	221.49	87	151 Mo	164 Mo	6.1

Note:

Rp = Failed Rpd Criteria

Mo = Failed Recovery Criteria

^ - Both Ms and Msd Recoveries = 0 ... no valid information can be calculated

FORM 4
Blank Summary

Blank Number: WMB2635
Blank Data File: 5M09871.D
Matrix: Aqueous

Blank Analysis Date: 08/09/05 07:12
Blank Extraction Date: 08/08/05
(If Applicable)

Sample Number	Data File	Analysis Date
AC18916-025	5M09891.D	08/09/05 14:25
WMB2635(MS)	5M09872.D	08/09/05 07:34

FORM 4
Blank Summary

Blank Number: SMB2618
Blank Data File: 5M09913.D
Matrix: Soil

Blank Analysis Date: 08/10/05 07:35
Blank Extraction Date: 08/09/05
(If Applicable)

Sample Number	Data File	Analysis Date
AC18916-001	4M05503.D	08/10/05 16:32
AC18916-002(10X)	5M10019.D	08/12/05 16:17
AC18916-003	5M09932.D	08/10/05 14:34
AC18916-004	4M05504.D	08/10/05 16:56
AC18916-005	4M05505.D	08/10/05 17:20
AC18916-006(10X)	5M10020.D	08/12/05 16:39
AC18916-007	4M05578.D	08/12/05 19:27
AC18916-008	5M09929.D	08/10/05 13:28
AC18916-009(MS)	5M09930.D	08/10/05 13:50
AC18916-010(MS)	5M09931.D	08/10/05 14:12
AC18916-011(20X)	5M10018.D	08/12/05 15:55
AC18916-012	5M09942.D	08/10/05 18:12
AC18916-013	5M09980.D	08/11/05 17:43
AC18916-014(5X)	5M10017.D	08/12/05 15:33
AC18916-015	5M09934.D	08/10/05 15:17
AC18916-016	5M09937.D	08/10/05 16:23
AC18916-017(20X)	4M05567.D	08/12/05 15:00
AC18916-018	5M09943.D	08/10/05 18:34
AC18916-019	5M09938.D	08/10/05 16:45
AC18916-020	4M05534.D	08/11/05 19:58
AC18916-021	5M09935.D	08/10/05 15:39
AC18916-022	4M05535.D	08/11/05 20:22
SMB2618(MS)	5M09914.D	08/10/05 08:04

FORM 4
Blank Summary

Blank Number: SMB2625
Blank Data File: 4M05592.D
Matrix: Soil

Blank Analysis Date: 08/15/05 07:55
Blank Extraction Date: 08/14/05
(If Applicable)

Sample Number	Data File	Analysis Date
AC18932-001(MS)	4M05619.D	08/15/05 19:40
SMB2625(MS)	4M05616.D	08/15/05 18:28
AC18932-001(MS)	4M05620.D	08/15/05 20:03

FORM 4
Blank Summary

Blank Number: SMB2626
Blank Data File: 4M05593.D
Matrix: Soil

Blank Analysis Date: 08/15/05 08:19
Blank Extraction Date: 08/14/05
(If Applicable)

Sample Number	Data File	Analysis Date
AC18916-023(3X)	4M05658.D	08/16/05 16:01
AC18916-024	5M10103.D	08/16/05 01:59
SMB2626(MS)	4M05617.D	08/15/05 18:52

Form 5

Tune Name: CAL DFTPP
Instrument: GCMS_5

Data File: 5M09384.D
Analysis Date: 07/22/05 08:08

0507

Tune Scan/Time Range: Average of 7.943 to 7.955 min

Tgt Mass	Rel Mass	Lo Lim	Hi Lim	Rel Abund	Raw Abund	Pass/Fail
51	198	30	60	32.8	50680	PASS
68	69	0.00	2	0.4	237	PASS
69	198	0.00	100	37.6	58061	PASS
70	69	0.00	2	0.0	0	PASS
127	198	40	60	48.5	74997	PASS
197	198	0.00	1	0.0	0	PASS
198	198	100	100	100.0	154539	PASS
199	198	5	9	6.9	10733	PASS
275	198	10	30	17.4	26872	PASS
365	198	1	100	1.5	2276	PASS
441	443	0.01	100	76.5	10892	PASS
442	198	40	100	46.1	71181	PASS
443	442	17	23	20.0	14247	PASS

Data File	Sample Number	Analysis Date:
5M09385.D	CAL BNA@50PPM	07/22/05 08:30
5M09386.D	CAL BNA@10PPM	07/22/05 08:53
5M09387.D	CAL BNA@25PPM	07/22/05 09:16
5M09388.D	CAL BNA@80PPM	07/22/05 09:39
5M09389.D	CAL BNA@120PP	07/22/05 10:01
5M09390.D	CAL BNA@160PP	07/22/05 10:24
5M09391.D	CAL BNA@200PP	07/22/05 10:47
5M09392.D	AC18716-003	07/22/05 11:29
5M09393.D	AC18623-013(R)	07/22/05 11:52
5M09394.D	AC18669-004(T)	07/22/05 12:15
5M09395.D	WMB2620	07/22/05 12:38
5M09396.D	AC18716-001	07/22/05 13:00
5M09397.D	AC18716-002	07/22/05 13:23
5M09398.D	WMB2620(MS)	07/22/05 13:46
5M09399.D	AC18623-007(R)	07/22/05 14:09
5M09400.D	WMB2621	07/22/05 14:32
5M09401.D	WMB2621(MS)	07/22/05 14:55
5M09402.D	AC18667-001	07/22/05 15:18
5M09403.D	AC18667-001(MS)	07/22/05 15:41
5M09404.D	AC18667-001(MS)	07/22/05 16:04
5M09405.D	SMB2594	07/22/05 16:27
5M09406.D	SMB2594(MS)	07/22/05 16:50
5M09407.D	AC18689-002	07/22/05 17:13
5M09408.D	AC18689-002(MS)	07/22/05 17:36
5M09409.D	AC18689-002(MS)	07/22/05 17:59
5M09410.D	AC18689-007	07/22/05 18:22
5M09411.D	AC18475-001(T)	07/22/05 18:46
5M09412.D	EF2V4993	07/22/05 19:09
5M09413.D	AC18681-001(5X)	07/22/05 19:31
5M09414.D	AC18657-001	07/22/05 19:54
5M09415.D	AC18666-001	07/22/05 20:17
5M09416.D	AC18691-001	07/22/05 20:40
5M09417.D	AC18698-005	07/22/05 21:03
5M09418.D	AC18661-001(R)	07/22/05 21:26
5M09419.D	AC18711-001	07/22/05 21:49

Form 5

Tune Name: CAL DFTPP
Instrument: GCMS_5

Data File: 5M09869.D
Analysis Date: 08/09/05 06:15

0508

Tune Scan/Time Range: Average of 7.783 to 7.829 min

Tgt Mass	Rel Mass	Lo Lim	Hi Lim	Rel Abund	Raw Abund	Pass/Fail
51	198	30	60	35.2	35329	PASS
68	69	0.00	2	0.0	0	PASS
69	198	0.00	100	39.2	39381	PASS
70	69	0.00	2	0.1	54	PASS
127	198	40	60	48.8	49009	PASS
197	198	0.00	1	0.0	0	PASS
198	198	100	100	100.0	100380	PASS
199	198	5	9	6.7	6694	PASS
275	198	10	30	18.7	18767	PASS
365	198	1	100	1.6	1639	PASS
441	443	0.01	100	80.2	8781	PASS
442	198	40	100	56.6	56818	PASS
443	442	17	23	19.3	10952	PASS

Data File	Sample Number	Analysis Date:
5M09870.D	CAL BNA@50PPM	08/09/05 06:45
5M09871.D	WMB2635	08/09/05 07:12
5M09872.D	WMB2635(MS)	08/09/05 07:34
5M09873.D	AC18845-004	08/09/05 07:56
5M09874.D	AC18914-001	08/09/05 08:18
5M09875.D	AC18914-001(MS)	08/09/05 08:40
5M09876.D	AC18914-001(MS)	08/09/05 09:02
5M09877.D	SMB2615	08/09/05 09:23
5M09878.D	SMB2615(MS)	08/09/05 09:45
5M09879.D	AC18830-009	08/09/05 10:06
5M09880.D	AC18830-009(MS)	08/09/05 10:28
5M09881.D	AC18830-009(MS)	08/09/05 10:50
5M09882.D	SMB2616	08/09/05 11:11
5M09883.D	SMB2616(MS)	08/09/05 11:33
5M09884.D	AC18830-003	08/09/05 11:54
5M09885.D	AC18830-004	08/09/05 12:16
5M09886.D	AC18830-005	08/09/05 12:37
5M09887.D	AC18830-006	08/09/05 12:59
5M09888.D	AC18830-007	08/09/05 13:21
5M09889.D	AC18830-008	08/09/05 13:42
5M09890.D	AC18830-002	08/09/05 14:04
5M09891.D	AC18916-025	08/09/05 14:25
5M09892.D	AC18886-009	08/09/05 14:47
5M09893.D	AC18830-010	08/09/05 15:08
5M09894.D	AC18830-011	08/09/05 15:30
5M09895.D	AC18830-012	08/09/05 15:51
5M09896.D	AC18830-013	08/09/05 16:13
5M09897.D	AC18830-014	08/09/05 16:35
5M09898.D	AC18830-017	08/09/05 16:56
5M09899.D	AC18830-018	08/09/05 17:18
5M09900.D	AC18830-019	08/09/05 17:39
5M09901.D	AC18830-020	08/09/05 18:01
5M09902.D	AC18830-021	08/09/05 18:22
5M09903.D	AC18900-001	08/09/05 18:44
5M09904.D	AC18900-002	08/09/05 19:05
5M09905.D	AC18903-001	08/09/05 19:27
5M09906.D	AC18914-002	08/09/05 19:48
5M09907.D	AC18915-001	08/09/05 20:09
5M09908.D	AC18915-002	08/09/05 20:31
5M09909.D	AC18924-002	08/09/05 20:52
5M09910.D	AC18924-003	08/09/05 21:13

Form 5

Tune Name: CAL DFTPP
Instrument: GCMS_4

Data File: 4M05465.D
Analysis Date: 08/09/05 11:07

0509

Tune Scan/Time Range: Average of 5.750 to 5.781 min

Tgt Mass	Rel Mass	Lo Lim	Hi Lim	Rel Abund	Raw Abund	Pass/ Fail
51	198	30	60	50.6	52536	PASS
68	69	0.00	2	0.0	0	PASS
69	198	0.00	100	55.3	57467	PASS
70	69	0.00	2	0.7	375	PASS
127	198	40	60	40.2	41782	PASS
197	198	0.00	1	0.0	0	PASS
198	198	100	100	100.0	103825	PASS
199	198	5	9	7.6	7857	PASS
275	198	10	30	25.9	26910	PASS
365	198	1	100	3.2	3336	PASS
441	443	0.01	100	94.4	15726	PASS
442	198	40	100	80.7	83789	PASS
443	442	17	23	19.9	16657	PASS

Data File	Sample Number	Analysis Date:
4M05466.D	CAL BNA@50PPM	08/09/05 11:53
4M05467.D	CAL BNA@50PPM	08/09/05 12:17
4M05468.D	CAL BNA@10PPM	08/09/05 12:40
4M05469.D	CAL BNA@25PPM	08/09/05 13:04
4M05470.D	CAL BNA@80PPM	08/09/05 13:28
4M05471.D	CAL BNA@120PP	08/09/05 13:52
4M05472.D	CAL BNA@160PP	08/09/05 14:16
4M05473.D	CAL BNA@200PP	08/09/05 14:40
4M05474.D	SMB2617(MS)	08/09/05 15:03
4M05475.D	SMB2617	08/09/05 15:27

Form 5

Tune Name: CAL DFTPP
Instrument: GCMS_4

Data File: 4M05477.D
Analysis Date: 08/10/05 05:22

0510

Tune Scan/Time Range: Average of 5.751 to 5.771 min

Tgt Mass	Rel Mass	Lo Lim	Hi Lim	Rel Abund	Raw Abund	Pass/Fail
51	198	30	60	52.8	65053	PASS
68	69	0.00	2	0.0	0	PASS
69	198	0.00	100	57.5	70885	PASS
70	69	0.00	2	1.5	1032	PASS
127	198	40	60	42.3	52187	PASS
197	198	0.00	1	0.0	0	PASS
198	198	100	100	100.0	123285	PASS
199	198	5	9	7.5	9297	PASS
275	198	10	30	25.8	31747	PASS
365	198	1	100	3.1	3815	PASS
441	443	0.01	100	90.1	16417	PASS
442	198	40	100	72.1	88843	PASS
443	442	17	23	20.5	18220	PASS

Data File	Sample Number	Analysis Date:
4M05478.D	CAL BNA@50PPM	08/10/05 06:01
4M05479.D	CAL BNA@50PPM	08/10/05 06:49
4M05480.D	SMB2617	08/10/05 07:18
4M05481.D	SMB2614	08/10/05 07:42
4M05482.D	SMB2615	08/10/05 08:06
4M05483.D	SMB2616	08/10/05 08:30
4M05484.D	AC18873-001(3X)	08/10/05 08:57
4M05485.D	AC18873-002(3X)	08/10/05 09:21
4M05486.D	AC18873-005(3X)	08/10/05 09:45
4M05487.D	AC18873-006(3X)	08/10/05 10:09
4M05488.D	AC18873-018(3X)	08/10/05 10:32
4M05489.D	AC18873-015(20X)	08/10/05 10:56
4M05490.D	AC18820-005(20X)	08/10/05 11:20
4M05491.D	AC18984-005(20X)	08/10/05 11:44
4M05492.D	AC18873-010(10X)	08/10/05 12:08
4M05493.D	AC18876-001	08/10/05 12:32
4M05494.D	AC18984-001	08/10/05 12:56
4M05495.D	AC18873-019	08/10/05 13:20
4M05496.D	AC18968-002	08/10/05 13:44
4M05497.D	AC18845-007(10X)	08/10/05 14:08
4M05498.D	AC18845-012(10X)	08/10/05 14:32
4M05499.D	AC18845-010(20X)	08/10/05 14:56
4M05500.D	AC18873-015(3X)	08/10/05 15:20
4M05501.D	AC18820-005(3X)	08/10/05 15:44
4M05502.D	AC18984-005(3X)	08/10/05 16:08
4M05503.D	AC18916-001	08/10/05 16:32
4M05504.D	AC18916-004	08/10/05 16:56
4M05505.D	AC18916-005	08/10/05 17:20
4M05506.D	AC18916-007	08/10/05 17:44
4M05507.D	AC18916-017	08/10/05 18:08
4M05508.D	AC18916-020	08/10/05 18:32
4M05509.D	AC18916-022	08/10/05 18:56

Form 5

Tune Name: CAL DFTPP

Data File: 5M09911.D

Instrument: GCMS_5

Analysis Date: 08/10/05 06:35

Tune Scan/Time Range: Average of 7.772 to 7.817 min

0511

Tgt Mass	Rel Mass	Lo Lim	Hi Lim	Rel Abund	Raw Abund	Pass/Fail
51	198	30	60	34.0	34524	PASS
68	69	0.00	2	0.0	0	PASS
69	198	0.00	100	37.9	38519	PASS
70	69	0.00	2	0.1	55	PASS
127	198	40	60	48.4	49149	PASS
197	198	0.00	1	0.0	0	PASS
198	198	100	100	100.0	101501	PASS
199	198	5	9	6.7	6776	PASS
275	198	10	30	18.9	19174	PASS
365	198	1	100	1.6	1627	PASS
441	443	0.01	100	77.4	8744	PASS
442	198	40	100	56.7	57596	PASS
443	442	17	23	19.6	11301	PASS

Data File	Sample Number	Analysis Date:
5M09912.D	CAL BNA@50PPM	08/10/05 06:55
5M09913.D	SMB2618	08/10/05 07:35
5M09914.D	SMB2618(MS)	08/10/05 08:04
5M09915.D	SMB2617	08/10/05 08:26
5M09916.D	SMB2617(MS)	08/10/05 08:47
5M09917.D	AC18955-003	08/10/05 09:09
5M09918.D	AC18955-003(MS)	08/10/05 09:30
5M09919.D	AC18955-003(MS)	08/10/05 09:52
5M09920.D	AC18999-001	08/10/05 10:13
5M09921.D	AC18999-002	08/10/05 10:35
5M09922.D	AC18999-003	08/10/05 10:57
5M09923.D	AC18999-004	08/10/05 11:18
5M09924.D	AC18955-002	08/10/05 11:40
5M09925.D	AC18830-021	08/10/05 12:02
5M09926.D	AC18984-003	08/10/05 12:23
5M09927.D	AC18984-006	08/10/05 12:45
5M09928.D	AC18984-007	08/10/05 13:07
5M09929.D	AC18916-008	08/10/05 13:28
5M09930.D	AC18916-009(MS)	08/10/05 13:50
5M09931.D	AC18916-010(MS)	08/10/05 14:12
5M09932.D	AC18916-003	08/10/05 14:34
5M09933.D	AC18916-014	08/10/05 14:56
5M09934.D	AC18916-015	08/10/05 15:17
5M09935.D	AC18916-021	08/10/05 15:39
5M09936.D	AC18916-011	08/10/05 16:01
5M09937.D	AC18916-016	08/10/05 16:23
5M09938.D	AC18916-019	08/10/05 16:45
5M09939.D	AC18916-002	08/10/05 17:07
5M09940.D	AC18916-006	08/10/05 17:29
5M09941.D	AC18914-002	08/10/05 17:51
5M09942.D	AC18916-012	08/10/05 18:12
5M09943.D	AC18916-018	08/10/05 18:34
5M09944.D	AC18916-013	08/10/05 18:56
5M09945.D	TEST	08/10/05 19:18
5M09946.D	TEST	08/10/05 19:39
5M09947.D	TEST	08/10/05 20:01
5M09948.D	TEST	08/10/05 20:23

Form 5

Tune Name: CAL DFTPP
Instrument: GCMS_5

Data File: 5M09949.D
Analysis Date: 08/11/05 06:15

0512

Tune Scan/Time Range: Average of 7.760 to 7.817 min

Tgt Mass	Rel Mass	Lo Lim	Hi Lim	Rel Abund	Raw Abund	Pass/Fail
51	198	30	60	32.2	32610	PASS
68	69	0.00	2	0.2	72	PASS
69	198	0.00	100	37.1	37514	PASS
70	69	0.00	2	0.5	170	PASS
127	198	40	60	47.8	48351	PASS
197	198	0.00	1	0.0	0	PASS
198	198	100	100	100.0	101159	PASS
199	198	5	9	6.8	6911	PASS
275	198	10	30	19.5	19703	PASS
365	198	1	100	1.6	1659	PASS
441	443	0.01	100	79.7	9390	PASS
442	198	40	100	60.6	61320	PASS
443	442	17	23	19.2	11784	PASS

Data File	Sample Number	Analysis Date:
5M09950.D	CAL BNA@50PPM	08/11/05 06:42
5M09951.D	WMB2638	08/11/05 07:10
5M09952.D	SMB2620	08/11/05 07:32
5M09953.D	SMB2621	08/11/05 07:53
5M09954.D	WMB2638(MS)	08/11/05 08:19
5M09955.D	AC18968-001(T)	08/11/05 08:40
5M09956.D	AC18968-001(T)(M)	08/11/05 09:02
5M09957.D	AC18968-001(T)(M)	08/11/05 09:23
5M09958.D	SMB2621(MS)	08/11/05 09:45
5M09959.D	AC18872-008	08/11/05 10:06
5M09960.D	AC18872-008(MS)	08/11/05 10:28
5M09961.D	AC18872-008(MS)	08/11/05 10:49
5M09962.D	SMB2620(MS)	08/11/05 11:11
5M09963.D	AC18873-011(MS:	08/11/05 11:33
5M09964.D	AC18873-013(MS)	08/11/05 11:54
5M09965.D	AC18972-001	08/11/05 12:16
5M09966.D	AC18977-005	08/11/05 12:38
5M09967.D	AC18955-001	08/11/05 12:59
5M09968.D	SMB2619	08/11/05 13:21
5M09969.D	AC18886-008	08/11/05 13:43
5M09970.D	AC18872-002	08/11/05 14:05
5M09971.D	AC18873-012	08/11/05 14:26
5M09972.D	AC18872-001	08/11/05 14:48
5M09973.D	AC18958-001	08/11/05 15:10
5M09974.D	AC18958-002	08/11/05 15:32
5M09975.D	AC18958-003	08/11/05 15:54
5M09976.D	AC18916-014(5X)	08/11/05 16:15
5M09977.D	AC18916-011(20X)	08/11/05 16:37
5M09978.D	AC18916-011(10X)	08/11/05 16:59
5M09979.D	AC18916-006(10X)	08/11/05 17:21
5M09980.D	AC18916-013	08/11/05 17:43
5M09981.D	AC18873-011(MS:	08/11/05 18:05
5M09982.D	AC18888-007	08/11/05 18:26
5M09983.D	AC18991-001	08/11/05 18:48
5M09984.D	AC18991-002	08/11/05 19:10
5M09985.D	AC18991-004	08/11/05 19:31
5M09986.D	AC18969-002	08/11/05 19:53
5M09987.D	AC18975-001	08/11/05 20:15
5M09988.D	AC18997-001	08/11/05 20:36
5M09989.D	AC18997-002	08/11/05 20:58
5M09990.D	AC18997-003	08/11/05 21:20
5M09991.D	WMB2637	08/11/05 21:41
5M09992.D	MBS A	08/11/05 22:03
5M09993.D	MBS B	08/11/05 22:25
5M09994.D	MBS C	08/11/05 22:46
5M09995.D	MBS D	08/11/05 23:08

Form 5

Tune Name: CAL DFTPP
Instrument: GCMS_4

Data File: 4M05512.D
Analysis Date: 08/11/05 10:37

0513

Tune Scan/Time Range: Scan 316

Tgt Mass	Rel Mass	Lo Lim	Hi Lim	Rel Abund	Raw Abund	Pass/Fail
51	198	30	60	55.9	111480	PASS
68	69	0.00	2	0.0	0	PASS
69	198	0.00	100	60.2	120016	PASS
70	69	0.00	2	1.2	1462	PASS
127	198	40	60	41.1	81880	PASS
197	198	0.00	1	0.0	0	PASS
198	198	100	100	100.0	199296	PASS
199	198	5	9	8.0	15860	PASS
275	198	10	30	27.3	54440	PASS
365	198	1	100	3.1	6257	PASS
441	443	0.01	100	90.0	27280	PASS
442	198	40	100	75.5	150400	PASS
443	442	17	23	20.2	30320	PASS

Data File	Sample Number	Analysis Date:
4M05513.D	CAL BNA@50PPM	08/11/05 10:59
4M05514.D	SMB2621	08/11/05 11:23
4M05515.D	SMB2619	08/11/05 11:47
4M05516.D	SMB2619(MS)	08/11/05 12:11
4M05517.D	AC18888-002	08/11/05 12:35
4M05518.D	AC18888-002(MS)	08/11/05 12:59
4M05519.D	AC18888-002(MS)	08/11/05 13:23
4M05520.D	AC19001-004	08/11/05 14:23
4M05521.D	SMB2622(MS)	08/11/05 14:47
4M05522.D	SMB2622	08/11/05 15:11
4M05523.D	AC18937-001	08/11/05 15:35
4M05524.D	AC18888-003	08/11/05 15:59
4M05525.D	AC18888-006	08/11/05 16:23
4M05526.D	AC18872-004	08/11/05 16:47
4M05527.D	AC18872-006	08/11/05 17:11
4M05528.D	AC19021-001	08/11/05 17:35
4M05529.D	AC19021-003	08/11/05 17:59
4M05530.D	AC19021-005	08/11/05 18:23
4M05531.D	AC19021-004(3X)	08/11/05 18:47
4M05532.D	AC19021-002(3X)	08/11/05 19:10
4M05533.D	AC19026-002	08/11/05 19:34
4M05534.D	AC18916-020	08/11/05 19:58
4M05535.D	AC18916-022	08/11/05 20:22
4M05536.D	AC18984-001	08/11/05 20:46
4M05537.D	AC18984-005(3X)	08/11/05 21:10
4M05538.D	AC18916-017(20X)	08/11/05 21:34
4M05539.D	AC18872-005	08/11/05 21:58
4M05540.D	AC18891-001	08/11/05 22:22
4M05541.D	AC18891-007	08/11/05 22:46
4M05542.D	AC18916-007	08/11/05 23:10
4M05543.D	AC18888-009	08/11/05 23:34
4M05544.D	AC18875-002(20X)	08/11/05 23:58
4M05545.D	AC18875-003(20X)	08/12/05 00:21
4M05546.D	AC18893-001(20X)	08/12/05 00:45
4M05547.D	TEST	08/12/05 01:09
4M05548.D	TEST	08/12/05 01:33
4M05549.D	TEST	08/12/05 01:57

Form 5

0514

Tune Name: CAL DFTPP

Data File: 4M05550.D

Instrument: GCMS_4

Analysis Date: 08/12/05 08:14

Tune Scan/Time Range: Average of 5.716 to 5.726 min

Tgt Mass	Rel Mass	Lo Lim	Hi Lim	Rel Abund	Raw Abund	Pass/Fail
51	198	30	60	56.1	102804	PASS
68	69	0.00	2	0.0	0	PASS
69	198	0.00	100	60.5	110852	PASS
70	69	0.00	2	0.7	826	PASS
127	198	40	60	40.4	74072	PASS
197	198	0.00	1	0.0	0	PASS
198	198	100	100	100.0	183328	PASS
199	198	5	9	7.3	13398	PASS
275	198	10	30	25.2	46224	PASS
365	198	1	100	2.7	5034	PASS
441	443	0.01	100	88.1	22078	PASS
442	198	40	100	64.3	117800	PASS
443	442	17	23	21.3	25067	PASS

Data File	Sample Number	Analysis Date:
4M05552.D	CAL BNA@50PPM	08/12/05 09:01
4M05553.D	CAL BNA@10PPM	08/12/05 09:25
4M05554.D	CAL BNA@25PPM	08/12/05 09:49
4M05555.D	CAL BNA@80PPM	08/12/05 10:13
4M05556.D	CAL BNA@120PP	08/12/05 10:36
4M05557.D	CAL BNA@160PP	08/12/05 11:00
4M05558.D	CAL BNA@200PP	08/12/05 11:24
4M05559.D	SMB2623(MS)	08/12/05 11:48
4M05560.D	SMB2623	08/12/05 12:12
4M05561.D	WMB2639	08/12/05 12:36
4M05562.D	AC19001-004(T)	08/12/05 13:00
4M05563.D	SMB2623(MS)	08/12/05 13:24
4M05564.D	AC19029-002	08/12/05 13:48
4M05565.D	AC19029-002(MS)	08/12/05 14:12
4M05566.D	AC19029-002(MS)	08/12/05 14:36
4M05567.D	AC18916-017(20X)	08/12/05 15:00
4M05568.D	AC18875-002(20X)	08/12/05 15:24
4M05569.D	AC18875-003(20X)	08/12/05 15:50
4M05570.D	AC18893-001(20X)	08/12/05 16:14
4M05571.D	AC18922-001	08/12/05 16:38
4M05572.D	AC18922-002	08/12/05 17:02
4M05573.D	AC18893-002	08/12/05 17:26
4M05574.D	AC18922-003	08/12/05 17:50
4M05575.D	AC18872-003	08/12/05 18:15
4M05576.D	AC18888-009	08/12/05 18:39
4M05577.D	AC18891-007	08/12/05 19:03
4M05578.D	AC18916-007	08/12/05 19:27
4M05579.D	AC18875-002(3X)	08/12/05 19:51
4M05580.D	AC18888-004	08/12/05 20:15
4M05581.D	AC18891-004	08/12/05 20:39
4M05582.D	AC18876-002	08/12/05 21:03
4M05583.D	AC18893-003(3X)	08/12/05 21:27
4M05584.D	TEST	08/12/05 21:51
4M05585.D	TEST	08/12/05 22:15
4M05586.D	TEST	08/12/05 22:39
4M05587.D	TEST	08/12/05 23:03

Form 5

Tune Name: CAL DFTPP

Data File: 5M09997.D

Instrument: GCMS_5

Analysis Date: 08/12/05 08:25

Tune Scan/Time Range: Scan 821

Tgt Mass	Rel Mass	Lo Lim	Hi Lim	Rel Abund	Raw Abund	Pass/Fail
51	198	30	60	33.8	74944	PASS
68	69	0.00	2	0.0	0	PASS
69	198	0.00	100	38.6	85720	PASS
70	69	0.00	2	0.0	0	PASS
127	198	40	60	50.5	112080	PASS
197	198	0.00	1	0.0	0	PASS
198	198	100	100	100.0	221888	PASS
199	198	5	9	6.9	15289	PASS
275	198	10	30	18.8	41704	PASS
365	198	1	100	1.5	3414	PASS
441	443	0.01	100	78.0	18000	PASS
442	198	40	100	53.4	118544	PASS
443	442	17	23	19.5	23088	PASS

Data File	Sample Number	Analysis Date:
5M09998.D	CAL BNA@50PPM	08/12/05 08:42
5M09999.D	CAL BNA@10PPM	08/12/05 09:04
5M10000.D	CAL BNA@25PPM	08/12/05 09:25
5M10001.D	CAL BNA@80PPM	08/12/05 09:47
5M10002.D	CAL BNA@120PP	08/12/05 10:08
5M10003.D	CAL BNA@160PP	08/12/05 10:30
5M10004.D	CAL BNA@200PP	08/12/05 10:51
5M10005.D	WMB2636(MS)	08/12/05 11:12
5M10006.D	WMB2636	08/12/05 11:34
5M10007.D	AC18737-020	08/12/05 11:56
5M10008.D	AC18737-021	08/12/05 12:17
5M10009.D	AC18737-028	08/12/05 12:39
5M10010.D	AC18737-029	08/12/05 13:01
5M10011.D	AC18737-032	08/12/05 13:23
5M10012.D	SMB2619(MS)	08/12/05 13:44
5M10013.D	WMB2639(MS)	08/12/05 14:06
5M10014.D	WMB2639	08/12/05 14:28
5M10015.D	AC18737-021(5X)	08/12/05 14:50
5M10016.D	AC18737-032(2X)	08/12/05 15:12
5M10017.D	AC18916-014(5X)	08/12/05 15:33
5M10018.D	AC18916-011(20X)	08/12/05 15:55
5M10019.D	AC18916-002(10X)	08/12/05 16:17
5M10020.D	AC18916-006(10X)	08/12/05 16:39
5M10021.D	AC19009-003(MS)	08/12/05 17:01
5M10022.D	AC19009-003(MS)	08/12/05 17:23
5M10023.D	AC19009-003	08/12/05 17:45
5M10024.D	AC18940-005	08/12/05 18:07
5M10025.D	AC18888-007	08/12/05 18:28
5M10026.D	AC18891-005	08/12/05 18:50
5M10027.D	SMB2623	08/12/05 19:12
5M10028.D	AC18891-006	08/12/05 19:33
5M10029.D	AC18888-008	08/12/05 19:55
5M10030.D	AC18888-005	08/12/05 20:17
5M10031.D	AC18925-002	08/12/05 20:39
5M10032.D	AC18927-003	08/12/05 21:01
5M10033.D	AC18927-004	08/12/05 21:22
5M10034.D	AC18956-001	08/12/05 21:44
5M10035.D	AC18956-002	08/12/05 22:06
5M10036.D	AC18969-001	08/12/05 22:27
5M10037.D	AC18995-001	08/12/05 22:49
5M10038.D	AC18996-001	08/12/05 23:11
5M10039.D	AC18996-002	08/12/05 23:32
5M10040.D	AC18996-003	08/12/05 23:54
5M10041.D	AC18997-004	08/13/05 00:16
5M10042.D	AC18997-005	08/13/05 00:37
5M10043.D	AC19009-002	08/13/05 00:58
5M10044.D	AC19009-004	08/13/05 01:20
5M10045.D	AC19009-005	08/13/05 01:41
5M10046.D	AC19009-007	08/13/05 02:03
5M10047.D	AC19009-008	08/13/05 02:24
5M10048.D	AC19010-001	08/13/05 02:46
5M10049.D	AC19009-001	08/13/05 03:07

0515

Form 5

Tune Name: CAL DFTPP
Instrument: GCMS_4

Data File: 4M05588.D
Analysis Date: 08/15/05 06:16

0516

Tune Scan/Time Range: Average of 5.675 to 5.706 min

Tgt Mass	Rel Mass	Lo Lim	Hi Lim	Rel Abund	Raw Abund	Pass/Fail
51	198	30	60	58.6	56535	PASS
68	69	0.00	2	0.0	0	PASS
69	198	0.00	100	63.6	61352	PASS
70	69	0.00	2	0.3	178	PASS
127	198	40	60	42.2	40736	PASS
197	198	0.00	1	0.0	0	PASS
198	198	100	100	100.0	96477	PASS
199	198	5	9	7.7	7408	PASS
275	198	10	30	23.1	22275	PASS
365	198	1	100	2.2	2169	PASS
441	443	0.01	100	92.5	9481	PASS
442	198	40	100	52.9	51009	PASS
443	442	17	23	20.1	10246	PASS

Data File	Sample Number	Analysis Date:
4M05589.D	CAL BNA@50PPM	08/15/05 06:41
4M05590.D	SMB2624	08/15/05 07:08
4M05591.D	SMB2624(MS)	08/15/05 07:31
4M05592.D	SMB2625	08/15/05 07:55
4M05593.D	SMB2626	08/15/05 08:19
4M05594.D	AC18922-012	08/15/05 08:43
4M05595.D	AC18922-005	08/15/05 09:06
4M05596.D	AC18922-006	08/15/05 09:30
4M05597.D	AC18922-007	08/15/05 09:54
4M05598.D	AC18922-008	08/15/05 10:18
4M05599.D	AC18922-009	08/15/05 10:42
4M05600.D	AC19029-001	08/15/05 11:05
4M05601.D	AC18922-011	08/15/05 11:29
4M05602.D	AC18922-013	08/15/05 11:53
4M05603.D	AC18922-004	08/15/05 12:17
4M05604.D	AC18922-010	08/15/05 12:41
4M05605.D	AC18876-002	08/15/05 13:04
4M05606.D	AC18872-007	08/15/05 13:28
4M05607.D	AC18872-009	08/15/05 13:52
4M05608.D	AC18888-004	08/15/05 14:16
4M05609.D	AC18893-004	08/15/05 14:39
4M05610.D	AC18893-005	08/15/05 15:03
4M05611.D	AC18922-004	08/15/05 15:51

Form 5

Tune Name: CAL DFTPP
Instrument: GCMS_5

Data File: 5M10050.D
Analysis Date: 08/15/05 06:24

0517

Tune Scan/Time Range: Average of 7.720 to 7.766 min

Tgt Mass	Rel Mass	Lo Lim	Hi Lim	Rel Abund	Raw Abund	Pass/Fail
51	198	30	60	34.8	33769	PASS
68	69	0.00	2	0.0	0	PASS
69	198	0.00	100	38.9	37815	PASS
70	69	0.00	2	0.0	0	PASS
127	198	40	60	49.0	47624	PASS
197	198	0.00	1	0.0	0	PASS
198	198	100	100	100.0	97119	PASS
199	198	5	9	6.8	6579	PASS
275	198	10	30	19.1	18532	PASS
365	198	1	100	1.7	1629	PASS
441	443	0.01	100	79.2	8510	PASS
442	198	40	100	57.1	55417	PASS
443	442	17	23	19.4	10739	PASS

Data File	Sample Number	Analysis Date:
5M10051.D	CAL BNA@50PPM	08/15/05 06:43
5M10052.D	CAL BNA@50PPM	08/15/05 07:27
5M10053.D	CAL BNA@10PPM	08/15/05 07:48
5M10054.D	CAL BNA@25PPM	08/15/05 08:09
5M10055.D	CAL BNA@80PPM	08/15/05 08:31
5M10056.D	CAL BNA@120PP	08/15/05 08:52
5M10057.D	CAL BNA@160PP	08/15/05 09:14
5M10058.D	CAL BNA@200PP	08/15/05 09:35
5M10059.D	WMB2640	08/15/05 09:58
5M10060.D	WMB2640(MS)	08/15/05 10:19
5M10061.D	WMB2641	08/15/05 10:40
5M10062.D	WMB2641(MS)	08/15/05 11:02
5M10063.D	AC19026-002(T)	08/15/05 11:23
5M10064.D	AC19023-002(T)	08/15/05 11:45
5M10065.D	AC19023-004(T)	08/15/05 12:06
5M10066.D	AC19023-006(T)	08/15/05 12:28
5M10067.D	AC19024-002(T)	08/15/05 12:49
5M10068.D	AC19024-004(T)	08/15/05 13:11
5M10069.D	AC19017-007	08/15/05 13:32
5M10070.D	AC19037-006	08/15/05 13:54
5M10071.D	AC19037-007	08/15/05 14:15
5M10072.D	AC19037-008	08/15/05 14:37
5M10073.D	AC19037-009	08/15/05 14:58
5M10074.D	AC19037-010	08/15/05 15:20
5M10075.D	SMB2627	08/15/05 15:41

Form 5

Tune Name: CAL DFTPP

Data File: 5M10076.D

Instrument: GCMS_5

Analysis Date: 08/15/05 16:25

Tune Scan/Time Range: Scan 814

0518

Tgt Mass	Rel Mass	Lo Lim	Hi Lim	Rel Abund	Raw Abund	Pass/Fail
51	198	30	60	35.7	49728	PASS
68	69	0.00	2	0.0	0	PASS
69	198	0.00	100	40.3	56112	PASS
70	69	0.00	2	0.0	0	PASS
127	198	40	60	50.6	70472	PASS
197	198	0.00	1	0.0	0	PASS
198	198	100	100	100.0	139264	PASS
199	198	5	9	6.7	9289	PASS
275	198	10	30	18.0	25032	PASS
365	198	1	100	1.5	2133	PASS
441	443	0.01	100	79.5	11000	PASS
442	198	40	100	49.9	69496	PASS
443	442	17	23	19.9	13834	PASS

Data File	Sample Number	Analysis Date:
5M10077.D	CAL BNA@50PPM	08/15/05 16:43
5M10078.D	WMB2642	08/15/05 17:05
5M10079.D	WMB2642(MS)	08/15/05 17:26
5M10080.D	AC19037-014	08/15/05 17:48
5M10081.D	AC19037-014(MS)	08/15/05 18:09
5M10082.D	AC19037-014(MS)	08/15/05 18:31
5M10083.D	AC18858-001	08/15/05 18:52
5M10084.D	AC19037-011	08/15/05 19:13
5M10085.D	AC19037-012	08/15/05 19:35
5M10086.D	AC19037-013	08/15/05 19:56
5M10087.D	AC19037-015	08/15/05 20:17
5M10088.D	AC19037-016	08/15/05 20:39
5M10089.D	SMB2624	08/15/05 21:00
5M10090.D	SMB2625	08/15/05 21:21
5M10091.D	SMB2626	08/15/05 21:43
5M10092.D	SMB2627(MS)	08/15/05 22:04
5M10093.D	AC18891-002	08/15/05 22:25
5M10094.D	AC18891-003	08/15/05 22:47
5M10095.D	AC18891-004	08/15/05 23:08
5M10096.D	AC18891-008	08/15/05 23:30
5M10097.D	AC18891-009	08/15/05 23:51
5M10098.D	AC18891-010	08/16/05 00:12
5M10099.D	AC18891-011	08/16/05 00:34
5M10100.D	AC18891-012	08/16/05 00:55
5M10101.D	AC18891-013	08/16/05 01:16
5M10102.D	AC18891-014	08/16/05 01:38
5M10103.D	AC18916-024	08/16/05 01:59
5M10104.D	AC19058-001(5X)	08/16/05 02:20
5M10105.D	AC19058-001	08/16/05 02:41
5M10106.D	AC18921-001	08/16/05 03:03
5M10107.D	AC18921-002	08/16/05 03:24
5M10108.D	AC18921-003	08/16/05 03:45
5M10109.D	AC18921-004	08/16/05 04:07
5M10110.D	AC19016-001	08/16/05 04:28
5M10111.D	AC19016-002	08/16/05 04:49
5M10112.D	AC19010-002	08/16/05 05:11
5M10113.D	AC19019-002	08/16/05 05:32
5M10114.D	AC19019-003	08/16/05 05:54
5M10115.D	AC19031-001	08/16/05 06:15
5M10116.D	AC19031-002	08/16/05 06:37
5M10117.D	WMB2642(MS)	08/16/05 06:58
5M10118.D	AC19037-014(MS)	08/16/05 07:20
5M10119.D	AC19037-014(MS)	08/16/05 07:41
5M10120.D	AC19031-003	08/16/05 08:02
5M10121.D	AC19031-004	08/16/05 08:24

Form 5

Tune Name: CAL DFTPP

Data File: 4M05612.D

Instrument: GCMS_4

Analysis Date: 08/15/05 16:31

Tune Scan/Time Range: Scan 310

0519

Tgt Mass	Rel Mass	Lo Lim	Hi Lim	Rel Abund	Raw Abund	Pass/Fail
51	198	30	60	57.7	113792	PASS
68	69	0.00	2	0.0	0	PASS
69	198	0.00	100	60.8	119776	PASS
70	69	0.00	2	0.0	0	PASS
127	198	40	60	43.4	85512	PASS
197	198	0.00	1	0.0	0	PASS
198	198	100	100	100.0	197056	PASS
199	198	5	9	7.5	14782	PASS
275	198	10	30	24.6	48392	PASS
365	198	1	100	2.6	5115	PASS
441	443	0.01	100	82.7	20672	PASS
442	198	40	100	59.1	116496	PASS
443	442	17	23	21.5	25008	PASS

Data File	Sample Number	Analysis Date:
4M05613.D	CAL BNA@50PPM	08/15/05 17:17
4M05614.D	CAL BNA@50PPM	08/15/05 17:41
4M05615.D	SMB2627	08/15/05 18:04
4M05616.D	SMB2625(MS)	08/15/05 18:28
4M05617.D	SMB2626(MS)	08/15/05 18:52
4M05618.D	AC18932-001	08/15/05 19:16
4M05619.D	AC18932-001(MS)	08/15/05 19:40
4M05620.D	AC18932-001(MS)	08/15/05 20:03
4M05621.D	AC18922-012(MS)	08/15/05 20:27
4M05622.D	AC18922-012(MS)	08/15/05 20:51
4M05623.D	AC19023-004	08/15/05 21:15
4M05624.D	AC19023-006	08/15/05 21:39
4M05625.D	AC19024-002	08/15/05 22:02
4M05626.D	AC19024-004	08/15/05 22:26
4M05627.D	AC18893-006	08/15/05 22:50
4M05628.D	AC18893-007	08/15/05 23:14
4M05629.D	AC18893-008	08/15/05 23:37
4M05630.D	AC18916-023	08/16/05 00:01
4M05631.D	AC18940-001	08/16/05 00:25
4M05632.D	AC18942-027	08/16/05 00:48
4M05633.D	AC18893-001(3X)	08/16/05 01:12

Form 5

Tune Name: CAL DFTPP
Instrument: GCMS_4

Data File: 4M05635.D
Analysis Date: 08/16/05 06:20

0520

Tune Scan/Time Range: Average of 5.650 to 5.701 min

Tgt Mass	Rel Mass	Lo Lim	Hi Lim	Rel Abund	Raw Abund	Pass/Fail
51	198	30	60	49.4	43524	PASS
68	69	0.00	2	0.0	0	PASS
69	198	0.00	100	55.2	48676	PASS
70	69	0.00	2	0.5	255	PASS
127	198	40	60	40.7	35866	PASS
197	198	0.00	1	0.0	0	PASS
198	198	100	100	100.0	88122	PASS
199	198	5	9	7.4	6546	PASS
275	198	10	30	26.4	23270	PASS
365	198	1	100	3.1	2694	PASS
441	443	0.01	100	89.0	12016	PASS
442	198	40	100	75.1	66148	PASS
443	442	17	23	20.4	13506	PASS

Data File	Sample Number	Analysis Date:
4M05636.D	CAL BNA@50PPM	08/16/05 06:39
4M05637.D	SMB2628	08/16/05 07:15
4M05638.D	SMB2628(MS)	08/16/05 07:38
4M05639.D	AC19093-001(20X)	08/16/05 08:02
4M05640.D	AC19052-001	08/16/05 08:26
4M05641.D	AC19052-001(MS)	08/16/05 08:50
4M05642.D	AC19052-001(MS)	08/16/05 09:13
4M05643.D	AC19093-001(3X)	08/16/05 09:37
4M05644.D	AC18893-003(3X)	08/16/05 10:01
4M05645.D	AC18875-002(3X)	08/16/05 10:25
4M05646.D	AC19052-002	08/16/05 10:49
4M05647.D	AC19052-003	08/16/05 11:13
4M05648.D	AC19052-005	08/16/05 11:37
4M05649.D	AC18940-002	08/16/05 12:00
4M05650.D	AC18940-003	08/16/05 12:24
4M05651.D	AC18940-004	08/16/05 12:48
4M05652.D	SMB2629	08/16/05 13:38
4M05653.D	AC19027-001	08/16/05 14:02
4M05654.D	AC19027-002	08/16/05 14:25
4M05655.D	AC19027-001(10X)	08/16/05 14:49
4M05656.D	AC19027-002(10X)	08/16/05 15:13
4M05657.D	AC18893-006(3X)	08/16/05 15:37
4M05658.D	AC18916-023(3X)	08/16/05 16:01
4M05659.D	AC19049-008	08/16/05 16:24
4M05660.D	AC19049-009	08/16/05 16:48
4M05661.D	AC19052-001(MS)	08/16/05 17:12
4M05662.D	AC19049-015	08/16/05 17:36
4M05663.D	AC19017-005	08/16/05 18:00
4M05664.D	AC19052-006	08/16/05 18:24
4M05665.D	AC19017-003	08/16/05 18:48
4M05666.D	AC19017-004	08/16/05 19:12

	I1		I2		I3		I4		I5		I6	
	Area	RT	Area	RT	Area	RT	Area	RT	Area	RT	Area	RT
Eval File Area/RT:	23355	5.20	88320	6.23	52347	7.58	87328	8.96	70907	11.95	56016	13.54
Eval File Area Limit:	11678-46710		44160-176640		26174-104694		43664-174656		35454-141814		28008-112032	
Eval File Rt Limit:	4.7-5.7		5.73-6.73		7.08-8.08		8.46-9.46		11.45-12.45		13.04-14.04	

Data File Sample#

Sample#	Area	RT	Area	RT	Area	RT	Area	RT	Area	RT	Area	RT
5M09385 CAL BNA@50	23355	5.20	88320	6.23	52347	7.58	87328	8.96	70907	11.95	56016	13.54
5M09386 CAL BNA@10	24298	5.20	90455	6.23	54766	7.58	92737	8.96	79360	11.95	61273	13.54
5M09387 CAL BNA@25	23586	5.20	91103	6.23	52605	7.58	90904	8.96	70685	11.95	52162	13.54
5M09388 CAL BNA@80	20683	5.20	84396	6.23	49933	7.58	89583	8.96	74392	11.95	54467	13.54
5M09389 CAL BNA@12	16575	5.20	72739	6.23	48151	7.58	85449	8.96	70631	11.96	54990	13.54
5M09390 CAL BNA@16	16184	5.20	72103	6.23	46483	7.58	89704	8.96	72030	11.96	56669	13.55
5M09391 CAL BNA@20	13701	5.20	67172	6.23	47139	7.58	87189	8.96	73027	11.96	57322	13.55
5M09392 AC18716-003	25478	5.20	94520	6.23	56805	7.58	99391	8.96	80436	11.95	59758	13.54
5M09394 AC18669-004	21824	5.20	80020	6.23	46893	7.58	79816	8.96	69424	11.95	54366	13.54
5M09395 WMB2620	23084	5.20	90842	6.23	55120	7.58	91127	8.96	77519	11.95	59610	13.53
5M09396 AC18716-001	20984	5.20	78818	6.23	48791	7.57	81379	8.96	67591	11.95	48083	13.54
5M09397 AC18716-002	19874	5.20	76059	6.23	44042	7.58	79049	8.96	63079	11.95	46925	13.53
5M09398 WMB2620(MS	20532	5.20	78393	6.23	46333	7.58	84023	8.96	68614	11.96	52077	13.54
5M09400 WMB2621	23157	5.20	86438	6.23	52614	7.57	92025	8.96	75958	11.95	56920	13.54
5M09401 WMB2621(MS	22507	5.20	86919	6.23	51149	7.58	86715	8.96	71650	11.95	54335	13.54
5M09403 AC18667-001	20645	5.20	80048	6.23	49042	7.58	85454	8.96	72279	11.96	56543	13.54
5M09404 AC18667-001	23399	5.20	96611	6.23	58335	7.58	104601	8.96	88916	11.96	68134	13.54
5M09405 SMB2594	17040	5.20	66536	6.23	42179	7.57	83149	8.96	71269	11.95	55122	13.53
5M09406 SMB2594(MS	18232	5.20	75226	6.23	49499	7.58	91488	8.96	80770	11.95	60355	13.53
5M09407 AC18689-002	21218	5.20	81898	6.23	50321	7.57	88981	8.96	74090	11.95	51554	13.53
5M09408 AC18689-002	18226	5.20	74998	6.23	47203	7.58	90008	8.96	83204	11.95	57746	13.54
5M09409 AC18689-002	18355	5.20	77736	6.23	47353	7.58	90710	8.96	83662	11.95	60486	13.53
5M09410 AC18689-007	19280	5.20	75369	6.23	45808	7.57	84169	8.96	73377	11.95	52008	13.54
5M09411 AC18475-001	23527	5.20	92631	6.23	56981	7.58	99436	8.96	90658	11.95	61174	13.54
5M09412 EF2V4993	24558	5.20	92876	6.23	57803	7.58	100382	8.96	81813	11.95	60218	13.53
5M09413 AC18681-001	15209	5.20	60542	6.23	36439	7.58	67838	8.96	61014	11.95	50268	13.54

I1 = 1,4-Dichlorobenzene-d4	I4 = Phenanthrene-d10	625/8270 Internal Standard concentration = 40 mg/L (in final extract)
I2 = Naphthalene-d8	I5 = Chrysene-d12	624/8260 Internal Standard concentration = 30ug/L
I3 = Accnaphthene-d10	I6 = Perylene-d12	524 Internal Standard concentration = 5ug/L

QC Limits:

Internal Standard Areas

Upper Limit = + 100% of internal standard area from daily cal or mid pt.
 Lower Limit = - 50% of internal standard area from daily cal or mid pt.

Retention Times:

Limit = within +/- 0.5 min of internal standard retention time from the daily cal or mid pt.

Flags:

A - Indicates the compound failed the internal standard area criteria

R - Indicates the compound failed the internal standard retention time criteria.

	I1		I2		I3		I4		I5		I6	
	Area	RT	Area	RT	Area	RT	Area	RT	Area	RT	Area	RT
Eval File Area/RT:	65895	4.86	205394	5.86	97133	7.41	125279	9.01	69622	12.20	56505	14.05
Eval File Area Limit:	32948-131790		102697-410788		48566-194266		62640-250558		34811-139244		28252-113010	
Eval File Rt Limit:	4.36-5.36		5.36-6.36		6.91-7.91		8.51-9.51		11.7-12.7		13.55-14.55	

Data File Sample#

4M05466 CAL BNA@50	65895	4.86	205394	5.86	97133	7.41	125279	9.01	69622	12.20	56505	14.05
4M05468 CAL BNA@10	57842	4.86	155113	5.86	79782	7.41	109338	9.01	69500	12.20	58179	14.04
4M05469 CAL BNA@25	58066	4.85	185861	5.86	93020	7.42	119103	9.01	60941	12.19	50092	14.05
4M05470 CAL BNA@80	63891	4.86	191407	5.86	96325	7.42	129548	9.01	63995	12.20	54570	14.04
4M05471 CAL BNA@12	69975	4.86	204062	5.86	102735	7.42	134649	9.01	70467	12.20	57724	14.04
4M05472 CAL BNA@16	64865	4.86	188371	5.87	102778	7.42	139990	9.01	82110	12.20	62808	14.05
4M05473 CAL BNA@20	61752	4.87	196967	5.86	108306	7.42	172040	9.02	106702	12.21	91205	14.05
4M05474 SMB2617(MS	69429	4.86	201326	5.85	103258	7.42	136852	9.01	66034	12.19	50035	14.04
4M05475 SMB2617	0	0.00 R	0	0.00 R	0	0.00 R	0	0.00 R	0	0.00 R	0	0.00 R

11 = 1,4-Dichlorobenzene-d4	14 = Phenanthrene-d10	625/8270 Internal Standard concentration = 40 mg/L (in final extract) 624/8260 Internal Standard concentration = 30ug/L 524 Internal Standard concentration =5ug/L
12 = Naphthalene-d8	15 = Chrysene-d12	
13 = Acenaphthene-d10	16 = Perylene-d12	

QC Limits:

Internal Standard Areas

Upper Limit = + 100% of internal standard area from daily cal or mid pt.
 Lower Limit = - 50% of internal standard area from daily cal or mid pt.

Retention Times:

Limit = within +/- 0.5 min of internal standard retention time from the daily cal or mid pt.

Flags:

A - Indicates the compound failed the internal standard area criteria

R - Indicates the compound failed the internal standard retention time criteria.

	I1		I2		I3		I4		I5		I6	
	Area	RT	Area	RT	Area	RT	Area	RT	Area	RT	Area	RT
Eval File Area/RT:	24851	5.08	96993	6.12	51785	7.46	85857	8.82	74568	11.80	58980	13.38
Eval File Area Limit:	12426-49702		48496-193986		25892-103570		42928-171714		37284-149136		29490-117960	
Eval File Rt Limit:	4.58-5.58		5.62-6.62		6.96-7.96		8.32-9.32		11.3-12.3		12.88-13.88	

Data File	Sample#												
5M09871	WMB2635	23291	5.08	85716	6.12	46434	7.46	72382	8.82	59475	11.79	47163	13.38
5M09872	WMB2635(MS	25079	5.08	89974	6.12	48733	7.46	80451	8.82	61470	11.79	46945	13.38
5M09873	AC18845-004	27810	5.08	112742	6.12	60071	7.46	102382	8.82	67512	11.80	45051	13.39
5M09875	AC18914-001(24137	5.08	88881	6.12	47560	7.46	82433	8.82	64298	11.80	49827	13.38
5M09876	AC18914-001(22473	5.08	79410	6.12	47455	7.46	78465	8.82	65055	11.80	48275	13.38
5M09877	SMB2615	29981	5.08	116297	6.12	61757	7.46	101586	8.82	71921	11.79	52217	13.38
5M09878	SMB2615(MS	26664	5.08	105777	6.12	61373	7.46	99648	8.82	75601	11.79	57279	13.38
5M09879	AC18830-009	21789	5.08	85985	6.12	44336	7.46	81332	8.82	66486	11.79	50097	13.38
5M09880	AC18830-009(24050	5.08	87926	6.12	49263	7.46	84476	8.82	64730	11.79	51847	13.38
5M09881	AC18830-009(29306	5.08	108749	6.12	60254	7.46	100273	8.82	73748	11.79	54963	13.38
5M09882	SMB2616	23833	5.08	92204	6.12	53940	7.46	87086	8.82	69360	11.79	54107	13.38
5M09883	SMB2616(MS	28931	5.08	108459	6.12	59717	7.46	97836	8.82	72400	11.79	56603	13.38
5M09884	AC18830-003	30153	5.08	107691	6.12	60187	7.46	100831	8.82	81710	11.79	59329	13.38
5M09885	AC18830-004	29373	5.08	116683	6.12	63517	7.46	105622	8.82	72595	11.79	54580	13.38
5M09886	AC18830-005	30722	5.08	118390	6.12	63619	7.46	110813	8.82	77223	11.79	57166	13.38
5M09887	AC18830-006	30650	5.08	117743	6.12	65224	7.46	103525	8.82	76371	11.79	54551	13.38
5M09888	AC18830-007	31217	5.08	117848	6.12	66697	7.46	116668	8.82	81302	11.79	58883	13.38
5M09889	AC18830-008	34896	5.08	130651	6.12	72212	7.46	122649	8.82	85604	11.79	64536	13.38
5M09890	AC18830-002	27637	5.08	102009	6.12	57326	7.46	94211	8.82	77034	11.79	58067	13.38
5M09891	AC18916-025	25620	5.08	96099	6.12	53103	7.46	89675	8.82	68870	11.79	53595	13.38
5M09892	AC18886-009	29354	5.08	105172	6.12	56333	7.46	88790	8.82	73199	11.79	55205	13.38
5M09893	AC18830-010	27496	5.08	99888	6.12	55182	7.46	87468	8.82	70844	11.79	54387	13.38
5M09894	AC18830-011	29304	5.08	111278	6.12	65282	7.46	101415	8.82	72845	11.79	52964	13.38
5M09895	AC18830-012	25370	5.08	98630	6.12	54187	7.46	92670	8.82	65842	11.79	50497	13.38
5M09896	AC18830-013	25000	5.08	95116	6.12	53130	7.46	86578	8.82	72006	11.79	55718	13.38
5M09897	AC18830-014	23937	5.08	91248	6.12	49289	7.46	81515	8.82	59484	11.79	46042	13.38
5M09898	AC18830-017	28846	5.08	108308	6.12	59016	7.46	106157	8.82	79667	11.79	60877	13.38
5M09899	AC18830-018	26168	5.08	97875	6.12	55819	7.46	90938	8.82	75052	11.79	55598	13.38
5M09900	AC18830-019	26592	5.08	99954	6.12	57392	7.46	94525	8.82	68971	11.79	53856	13.38
5M09901	AC18830-020	28208	5.08	106261	6.12	55825	7.46	96968	8.82	70596	11.79	51358	13.38
5M09902	AC18830-021	29978	5.08	111740	6.12	62977	7.46	109014	8.82	76737	11.79	56682	13.38
5M09906	AC18914-002	30920	5.08	116871	6.12	67223	7.46	106702	8.82	89232	11.79	67075	13.38

I1 = 1,4-Dichlorobenzene-d4	I4 = Phenanthrene-d10	625/8270 Internal Standard concentration = 40 mg/L (in final extract)
I2 = Naphthalene-d8	I5 = Chrysene-d12	624/8260 Internal Standard concentration = 30ug/L
I3 = Acenaphthene-d10	I6 = Perylene-d12	524 Internal Standard concentration = 5ug/L

QC Limits:
Internal Standard Areas
 Upper Limit = + 100% of internal standard area from daily cal or mid pt.
 Lower Limit = - 50% of internal standard area from daily cal or mid pt.

Retention Times: Limit = within +/- 0.5 min of internal standard retention time from the daily cal or mid pt.

Flags:
 A - Indicates the compound failed the internal standard area criteria
 R - Indicates the compound failed the internal standard retention time criteria.

FORM8
Internal Standard Areas
Evaluation Std Data File: 5M09912.D

0524

Analysis Date/Time: 08/10/05 06:55

Lab File ID: CAL BNA@50PPM

Eval File Area/RT:	I1		I2		I3		I4		I5		I6	
	Area	RT	Area	RT	Area	RT	Area	RT	Area	RT	Area	RT
	27401	5.08	110065	6.12	62398	7.45	114286	8.81	89808	11.79	68110	13.37
Eval File Area Limit:	13700-54802		55032-220130		31199-124796		57143-228572		44904-179616		34055-136220	
Eval File Rt Limit:	4.58-5.58		5.62-6.62		6.95-7.95		8.31-9.31		11.29-12.29		12.87-13.87	

Data File	Sample#												
5M09913	SMB2618	29225	5.08	111862	6.12	67213	7.45	109457	8.81	84875	11.78	65765	13.37
5M09914	SMB2618(MS	29475	5.08	112417	6.12	66802	7.45	110544	8.81	87819	11.78	65987	13.37
5M09915	SMB2617	27342	5.07	104073	6.12	59595	7.45	98933	8.81	78719	11.78	56836	13.36
5M09916	SMB2617(MS	30752	5.08	120936	6.12	66109	7.45	114577	8.81	89005	11.78	69379	13.37
5M09917	AC18955-003	33090	5.07	122495	6.12	72683	7.45	113685	8.81	85279	11.78	68377	13.37
5M09918	AC18955-003(31075	5.08	119240	6.12	66135	7.45	108867	8.81	83474	11.78	61961	13.37
5M09919	AC18955-003(30290	5.08	113102	6.12	60801	7.45	104933	8.81	79466	11.78	57472	13.37
5M09920	AC18999-001	25451	5.08	103365	6.12	56819	7.45	92720	8.81	72426	11.78	55374	13.37
5M09921	AC18999-002	28818	5.08	108056	6.12	61041	7.45	102868	8.81	74271	11.78	55629	13.37
5M09922	AC18999-003	28254	5.08	105627	6.11	62788	7.45	97967	8.81	77914	11.78	62724	13.36
5M09923	AC18999-004	26056	5.08	83931	6.12	52095	7.45	89633	8.81	66544	11.78	53225	13.37
5M09924	AC18955-002	30498	5.08	115450	6.12	66364	7.45	108146	8.81	74541	11.78	57443	13.37
5M09925	AC18830-021	34114	5.08	131582	6.12	76929	7.45	119121	8.81	86392	11.78	66035	13.37
5M09926	AC18984-003	31247	5.07	117903	6.12	65441	7.45	112551	8.81	84543	11.78	71342	13.37
5M09927	AC18984-006	28142	5.08	111477	6.12	63288	7.45	104814	8.81	85971	11.78	63801	13.37
5M09928	AC18984-007	34505	5.08	126082	6.12	72517	7.45	113503	8.81	78837	11.78	63073	13.36
5M09929	AC18916-008	30134	5.08	112773	6.12	62625	7.45	100364	8.81	73315	11.78	58515	13.37
5M09930	AC18916-009(29942	5.08	112949	6.12	60895	7.45	100362	8.81	72963	11.78	61229	13.37
5M09931	AC18916-010(35072	5.08	132581	6.12	73929	7.45	110544	8.81	79646	11.78	69591	13.37
5M09932	AC18916-003	32419	5.08	121500	6.12	66085	7.45	108527	8.81	79518	11.78	68716	13.37
5M09933	AC18916-014	30751	5.08	87961	6.12	50587	7.47	85496	8.84	80540	11.78	69830	13.37
5M09934	AC18916-015	31733	5.08	112541	6.12	69214	7.45	107710	8.81	81191	11.78	64592	13.37
5M09935	AC18916-021	27331	5.08	101197	6.12	56718	7.45	89894	8.81	72232	11.78	59292	13.37
5M09936	AC18916-011	28179	5.08	16114	6.10	62577	7.50	83496	8.87	75850	11.80	63472	13.37
5M09937	AC18916-016	30730	5.08	116222	6.12	65354	7.45	98859	8.81	77050	11.78	65354	13.37
5M09938	AC18916-019	30114	5.08	119819	6.12	68719	7.45	103509	8.81	77668	11.79	63070	13.37
5M09939	AC18916-002	27135	5.08	83319	6.12	49292	7.47	82112	8.85	79507	11.79	63124	13.37
5M09940	AC18916-006	26061	5.08	83545	6.13	52791	7.48	84571	8.85	75530	11.79	65518	13.37
5M09941	AC18914-002	29897	5.08	111978	6.12	66458	7.45	111886	8.81	83310	11.78	61791	13.37
5M09942	AC18916-012	28577	5.08	103157	6.12	58718	7.45	96130	8.81	69867	11.78	56959	13.37
5M09943	AC18916-018	28526	5.08	111773	6.12	60360	7.45	102465	8.81	74281	11.78	57206	13.37
5M09944	AC18916-013	32660	5.08	122702	6.12	67766	7.45	103301	8.81	83412	11.78	68227	13.37
5M09945	TEST	31008	5.08	124015	6.12	73839	7.45	125967	8.81	92208	11.79	76479	13.38
5M09946	TEST	29484	5.08	120566	6.12	68832	7.45	117917	8.81	89411	11.79	75788	13.38
5M09947	TEST	35339	5.08	137428	6.12	80567	7.46	133766	8.82	99742	11.80	85691	13.38
5M09948	TEST	32855	5.08	130968	6.12	76201	7.45	127037	8.81	98878	11.80	83809	13.38

I1 = 1,4-Dichlorobenzene-d4	I4 = Phenanthrene-d10	625/8270 Internal Standard concentration = 40 mg/L (in final extract)
I2 = Naphthalene-d8	I5 = Chrysene-d12	624/8260 Internal Standard concentration = 30ug/L
I3 = Acenaphthene-d10	I6 = Perylene-d12	524 Internal Standard concentration = 5ug/L

QC Limits:

Internal Standard Areas

Upper Limit = + 100% of internal standard area from daily cal or mid pt.

Lower Limit = - 50% of internal standard area from daily cal or mid pt.

Retention Times:

Limit = within +/- 0.5 min of internal standard retention time from the daily cal or mid pt.

Flags:

A - Indicates the compound failed the internal standard area criteria

R - Indicates the compound failed the internal standard retention time criteria.

FORM8
 Internal Standard Areas
 Evaluation Std Data File: 4M05479.D
 Analysis Date/Time: 08/10/05 06:49
 Lab File ID: CAL BNA@50PPM

0525

	I1		I2		I3		I4		I5		I6	
	Area	RT	Area	RT	Area	RT	Area	RT	Area	RT	Area	RT
Eval File Area/RT:	54526	4.86	175836	5.86	93873	7.41	137232	9.01	92299	12.20	70980	14.04
Eval File Area Limit:	27263-109052		87918-351672		46936-187746		68616-274464		46150-184598		35490-141960	
Eval File Rt Limit:	4.36-5.36		5.36-6.36		6.91-7.91		8.51-9.51		11.7-12.7		13.54-14.54	

Data File	Sample#	Area	RT	Area	RT	Area	RT	Area	RT	Area	RT	Area	RT
4M05480	SMB2617	45827	4.86	158144	5.85	81501	7.42	127167	9.01	98255	12.20	72734	14.04
4M05481	SMB2614	63241	4.86	182654	5.85	105006	7.42	155760	9.01	105601	12.19	79548	14.04
4M05482	SMB2615	68955	4.86	204005	5.86	112669	7.42	162865	9.01	113230	12.19	87918	14.04
4M05483	SMB2616	63721	4.86	185743	5.85	95684	7.42	131517	9.01	83155	12.19	66263	14.04
4M05484	AC18873-001	45818	4.86	127202	5.85	57036	7.42	71894	9.01	42592	12.20	37545	14.04
4M05485	AC18873-002	40086	4.86	104915	5.86	45989	7.42	70922	9.02	53884	12.20	43979	14.05
4M05486	AC18873-005	42007	4.86	118187	5.86	54612	7.41	71121	9.01	49212	12.20	44683	14.05
4M05487	AC18873-006	38382	4.86	96365	5.86	46329	7.43	71970	9.02	48056	12.20	39249	14.05
4M05488	AC18873-018	49028	4.86	137531	5.86	65707	7.41	88371	9.01	54472	12.21	45691	14.05
4M05489	AC18873-015	42659	4.86	126001	5.85	59927	7.42	80089	9.01	56522	12.20	47231	14.05
4M05490	AC18820-005	33761	4.86	112099	5.86	47779	7.42	61578	9.02	42212	12.21	36448	14.06
4M05491	AC18984-005	43471	4.86	129753	5.86	62253	7.42	83512	9.01	59642	12.20	49233	14.05
4M05492	AC18873-010	38168	4.86	104923	5.86	52530	7.42	72386	9.02	59638	12.21	48108	14.06
4M05493	AC18876-001	42655	4.86	117380	5.86	56362	7.42	80057	9.01	66857	12.21	55646	14.06
4M05494	AC18984-001	35057	4.86	91382	5.85	40789	7.42	57322	9.01	44628	12.20	36324	14.06
4M05495	AC18873-019	57570	4.86	167207	5.85	83393	7.42	100604	9.01	49390	12.21	36240	14.06
4M05496	AC18968-002	42821	4.86	122849	5.86	50551	7.43	68019	9.02	43805	12.21	35207	14.06
4M05497	AC18845-007	43179	4.86	100640	5.86	52690	7.43	73707	9.02	54862	12.21	43379	14.06
4M05498	AC18845-012	39716	4.86	92436	5.87	51255	7.43	69389	9.02	49728	12.21	38781	14.07
4M05499	AC18845-010	37299	4.87	100157	5.86	49238	7.42	63877	9.02	50269	12.21	41363	14.06
4M05500	AC18873-015	30396	4.87	95974	5.86	42147	7.42	59473	9.02	43825	12.21	32155	14.07
4M05501	AC18820-005	38531	4.87	109116	5.86	43357	7.42	57162	9.02	40331	12.22	28266	14.07
4M05502	AC18984-005	36213	4.87	107445	5.86	41668	7.42	53432	9.02	40147	12.22	28093	14.07
4M05503	AC18916-001	39007	4.87	96183	5.86	32160	7.45	43257	9.04	30155	12.22	21967	14.07
4M05504	AC18916-004	44035	4.86	131421	5.86	58613	7.43	63510	9.02	37927	12.22	28867	14.07
4M05505	AC18916-005	49353	4.87	147187	5.86	57932	7.42	67479	9.02	45070	12.22	35391	14.07
4M05506	AC18916-007	55003	4.87	163189	5.86	66334	7.42	74735	9.03	43070	12.22	32223	14.07
4M05507	AC18916-017	41782	4.87	82535	5.89	44800	7.49	12755	9.28	82368	12.23	57716	14.08
4M05508	AC18916-020	49548	4.87	121506	5.87	42993	7.44	70261	9.04	38916	12.22	27386	14.08
4M05509	AC18916-022	51983	4.87	158564	5.86	60641	7.43	77326	9.03	46606	12.23	37505	14.08

I1 = 1,4-Dichlorobenzene-d4	I4 = Phenanthrene-d10	625/8270 Internal Standard concentration = 40 mg/L (in final extract)
I2 = Naphthalene-d8	I5 = Chrysene-d12	624/8260 Internal Standard concentration = 30ug/L
I3 = Acenaphthene-d10	I6 = Perylene-d12	524 Internal Standard concentration = 5ug/L

QC Limits:

Internal Standard Areas

Upper Limit = + 100% of internal standard area from daily cal or mid pt.

Lower Limit = - 50% of internal standard area from daily cal or mid pt.

Retention Times: Limit = within +/- 0.5 min of internal standard retention time from the daily cal or mid pt.

Flags:

A - Indicates the compound failed the internal standard area criteria

R - Indicates the compound failed the internal standard retention time criteria.

FORM8
Internal Standard Areas
Evaluation Std Data File: 5M09950.D

0526

Analysis Date/Time: 08/11/05 06:42

Lab File ID: CAL BNA@50PPM

Eval File Area/RT:	I1		I2		I3		I4		I5		I6	
	Area	RT	Area	RT	Area	RT	Area	RT	Area	RT	Area	RT
	22663	5.07	88400	6.11	51119	7.45	88158	8.81	72987	11.78	57196	13.37
Eval File Area Limit:	11332-45326		44200-176800		25560-102238		44079-176316		36494-145974		28598-114392	
Eval File Rt Limit:	4.57-5.57		5.61-6.61		6.95-7.95		8.31-9.31		11.28-12.28		12.87-13.87	

Data File Sample#

5M09951	WMB2638	24729	5.07	91856	6.11	52912	7.45	91110	8.80	74140	11.78	60826	13.36
5M09952	SMB2620	27872	5.07	106577	6.11	61321	7.44	100197	8.80	75950	11.77	56519	13.36
5M09953	SMB2621	23335	5.07	88606	6.11	53215	7.44	82297	8.80	63805	11.77	47999	13.36
5M09954	WMB2638(MS	24368	5.07	91910	6.11	51512	7.45	82452	8.81	69013	11.78	53256	13.37
5M09955	AC18968-001(24200	5.07	87769	6.11	53577	7.44	90122	8.80	75786	11.77	56365	13.36
5M09956	AC18968-001(22945	5.07	84574	6.11	46818	7.44	83020	8.80	65108	11.78	53307	13.36
5M09957	AC18968-001(25580	5.07	94925	6.11	54875	7.44	94459	8.80	77512	11.78	60694	13.36
5M09958	SMB2621(MS	22880	5.07	84380	6.11	48394	7.44	78627	8.80	60336	11.77	44883	13.35
5M09959	AC18872-008	22458	5.07	85054	6.11	45888	7.44	77201	8.80	53454	11.77	38210	13.35
5M09960	AC18872-008(24663	5.07	95963	6.11	49574	7.44	85310	8.80	61340	11.77	45935	13.35
5M09961	AC18872-008(22586	5.07	83641	6.10	47523	7.44	77164	8.80	62853	11.77	48691	13.35
5M09962	SMB2620(MS	25016	5.07	94776	6.11	53687	7.44	89792	8.80	61417	11.77	47844	13.35
5M09963	AC18873-011(9087	5.07	32543	6.11	17972	7.44	29583	8.80	22757	11.77	16878	13.35
5M09964	AC18873-013(25596	5.07	100238	6.11	53515	7.44	86284	8.80	69829	11.77	50501	13.35
5M09965	AC18972-001	26989	5.07	104208	6.11	58129	7.44	96031	8.80	80216	11.77	60612	13.36
5M09966	AC18977-005	27653	5.07	105593	6.11	59056	7.44	98410	8.80	72248	11.77	54500	13.35
5M09967	AC18955-001	26746	5.07	102212	6.10	57772	7.44	98267	8.80	68631	11.77	56418	13.36
5M09968	SMB2619	28677	5.07	110103	6.11	60159	7.44	98864	8.80	71272	11.77	56428	13.36
5M09969	AC18886-008	26498	5.07	102406	6.10	56392	7.44	92937	8.80	65263	11.77	51292	13.36
5M09970	AC18872-002	26350	5.07	97052	6.11	59689	7.44	88258	8.80	69451	11.77	54937	13.36
5M09971	AC18873-012	24568	5.07	92368	6.11	51200	7.44	83488	8.80	61273	11.77	48505	13.36
5M09972	AC18872-001	24547	5.07	89735	6.11	53300	7.44	92280	8.80	73282	11.77	55382	13.36
5M09973	AC18958-001	29987	5.07	120923	6.11	66505	7.44	109481	8.80	89693	11.78	67027	13.36
5M09974	AC18958-002	28982	5.07	113510	6.11	67532	7.44	114515	8.80	84837	11.77	68075	13.36
5M09975	AC18958-003	30119	5.07	112598	6.11	65469	7.44	111046	8.80	82941	11.77	66936	13.36
5M09976	AC18916-014(5753	5.07	20347	6.11	11360	7.45	21030	8.81	16430	11.77	11641	13.35
5M09977	AC18916-011(1550	5.07	5511	6.11	3189	7.45	5366	8.80	0	0.00 R	0	0.00 R
5M09978	AC18916-011(2722	5.07	10855	6.11	6132	7.45	10721	8.80	8749	11.77	6204	13.35
5M09979	AC18916-006(2516	5.07	10223	6.11	5693	7.45	9900	8.81	7384	11.77	5413	13.35
5M09980	AC18916-013	25297	5.07	99255	6.11	54278	7.44	85004	8.80	62229	11.78	50733	13.36
5M09981	AC18873-011(14208	5.07	54483	6.11	30403	7.44	52140	8.80	35861	11.77	27677	13.35
5M09982	AC18888-007	25781	5.07	104853	6.11	62639	7.44	110379	8.80	85170	11.78	65125	13.36
5M09991	WMB2637	29557	5.07	115983	6.11	64871	7.44	107293	8.80	80079	11.77	64638	13.36
5M09992	MBS A	28275	5.07	105664	6.11	59339	7.45	105469	8.80	79857	11.78	63103	13.37
5M09993	MBS B	28545	5.07	103004	6.11	57963	7.45	99129	8.80	79075	11.78	59541	13.36
5M09994	MBS C	27072	5.07	103002	6.11	58171	7.45	97177	8.80	74222	11.78	56836	13.36
5M09995	MBS D	27964	5.07	107694	6.11	56430	7.45	98873	8.80	72777	11.78	57580	13.37

I1 =	1,4-Dichlorobenzene-d4	I4 =	Phenanthrene-d10	625/8270 Internal Standard concentration = 40 mg/L (in final extract)
I2 =	Naphthalene-d8	I5 =	Chrysene-d12	624/8260 Internal Standard concentration = 30ug/L
I3 =	Acenaphthene-d10	I6 =	Perylene-d12	524 Internal Standard concentration = 5ug/L

QC Limits:

Internal Standard Areas

Upper Limit = + 100% of internal standard area from daily cal or mid pt.
Lower Limit = - 50% of internal standard area from daily cal or mid pt.

Retention Times:

Limit = within +/- 0.5 min of internal standard retention time from the daily cal or mid pt.

Flags:

A - Indicates the compound failed the internal standard area criteria

R - Indicates the compound failed the internal standard retention time criteria.

FORM8
Internal Standard Areas
Evaluation Std Data File: 4M05513.D

Analysis Date/Time: 08/11/05 10:59

Lab File ID: CAL BNA@50PPM

0527

Eval File Area/RT:	I1		I2		I3		I4		I5		I6	
	Area	RT	Area	RT	Area	RT	Area	RT	Area	RT	Area	RT
	45242	4.84	129945	5.83	71916	7.40	120098	8.99	87232	12.18	58802	14.02
Eval File Area Limit:	22621-90484		64972-259890		35958-143832		60049-240196		43616-174464		29401-117604	
Eval File Rt Limit:	4.34-5.34		5.33-6.33		6.9-7.9		8.49-9.49		11.68-12.68		13.52-14.52	

Data File Sample#

4M05514 SMB2621	45322	4.84	141237	5.84	76693	7.39	129431	8.99	113964	12.18	91188	14.03
4M05515 SMB2619	29418	4.84	93715	5.84	50536	7.40	90901	8.99	81137	12.18	63867	14.02
4M05516 SMB2619(MS	52784	4.84	170352	5.84	92002	7.40	159901	8.99	135096	12.17	99969	14.02
4M05517 AC18888-002	38769	4.84	117982	5.83	56960	7.40	86241	8.99	45157	12.18	36045	14.02
4M05518 AC18888-002(40203	4.84	135491	5.84	67244	7.40	94050	8.99	57346	12.17	47616	14.02
4M05519 AC18888-002(41874	4.84	129677	5.83	66784	7.40	91930	8.99	50389	12.17	38666	14.02
4M05520 AC19001-004	32628	4.84	86945	5.83	43093	7.40	58757	9.00	38745	12.18	34056	14.03
4M05521 SMB2622(MS	39878	4.84	139353	5.83	76686	7.40	127305	8.99	80098	12.18	63447	14.02
4M05522 SMB2622	45775	4.84	148973	5.83	77714	7.40	122930	8.99	69120	12.18	49419	14.02
4M05523 AC18937-001	27807	4.85	39118	5.86	21034	7.44	30210	9.04	34790	12.18	32119	14.03
4M05524 AC18888-003	42521	4.84	137464	5.84	71078	7.40	114201	8.99	47714	12.17	36362	14.02
4M05525 AC18888-006	48589	4.84	143638	5.83	77774	7.40	99416	8.99	51270	12.18	40778	14.02
4M05526 AC18872-004	36681	4.84	109524	5.84	61742	7.39	77063	8.99	45105	12.18	36830	14.03
4M05527 AC18872-006	40051	4.84	113350	5.83	57241	7.39	71199	8.99	45494	12.18	38703	14.03
4M05528 AC19021-001	42649	4.84	136119	5.84	68230	7.40	82264	8.99	39858	12.17	33274	14.02
4M05529 AC19021-003	40561	4.84	136069	5.84	67870	7.40	92619	8.99	45534	12.17	36344	14.03
4M05530 AC19021-005	46476	4.84	133061	5.84	70735	7.39	93202	8.99	53297	12.18	44021	14.03
4M05531 AC19021-004(33936	4.84	93014	5.84	45631	7.39	56610	8.99	39387	12.18	35341	14.03
4M05532 AC19021-002(37618	4.84	111779	5.83	49752	7.39	71232	8.99	57975	12.18	48100	14.03
4M05533 AC19026-002	28272	4.84	78265	5.83	39735	7.40	64959	8.99	54771	12.18	47738	14.03
4M05534 AC18916-020	43023	4.84	106735	5.84	48538	7.41	60747	9.00	37589	12.17	31830	14.02
4M05535 AC18916-022	44091	4.84	133142	5.84	68492	7.39	81660	8.99	44808	12.18	37221	14.03
4M05536 AC18984-001	43712	4.84	144788	5.83	65970	7.40	78868	8.99	53041	12.18	41497	14.02
4M05537 AC18984-005(52002	4.84	164225	5.84	72412	7.39	79523	8.99	47381	12.18	40103	14.03
4M05538 AC18916-017(11857	5.47 R	0	0.00 R	0	0.00 R	0	0.00 R	0	0.00 R	0	0.00 R
4M05539 AC18872-005	33383	4.84	96302	5.84	39237	7.40	51822	8.99	37553	12.18	32447	14.04
4M05540 AC18891-001	36988	4.84	117574	5.84	53975	7.39	70586	8.99	53604	12.19	46580	14.03
4M05541 AC18891-007	46420	4.84	135615	5.83	60752	7.40	67773	8.99	46686	12.18	36198	14.03
4M05542 AC18916-007	66694	4.84	210699	5.84	104906	7.39	124037	9.00	72233	12.18	58800	14.03
4M05543 AC18888-009	39539	4.84	122649	5.84	54001	7.40	66918	8.99	45736	12.18	38394	14.03
4M05544 AC18875-002(0	0.00 R	0	0.00 R	0	0.00 R	0	0.00 R	0	0.00 R	0	0.00 R
4M05545 AC18875-003(0	0.00 R	0	0.00 R	0	0.00 R	0	0.00 R	0	0.00 R	0	0.00 R
4M05546 AC18893-001(0	0.00 R	0	0.00 R	0	0.00 R	0	0.00 R	0	0.00 R	0	0.00 R
4M05547 TEST	33950	4.84	110897	5.84	49834	7.39	62927	9.00	42434	12.18	26337	14.03
4M05548 TEST	26720	4.84	77810	5.83	34648	7.40	51705	8.99	41601	12.18	26936	14.03
4M05549 TEST	36428	4.84	119034	5.84	53258	7.39	65421	8.99	49591	12.18	30678	14.03

I1 = 1,4-Dichlorobenzene-d4	I4 = Phenanthrene-d10	625/8270 Internal Standard concentration = 40 mg/L (in final extract)
I2 = Naphthalene-d8	I5 = Chrysene-d12	624/8260 Internal Standard concentration = 30ug/L
I3 = Acenaphthene-d10	I6 = Perylene-d12	524 Internal Standard concentration = 5ug/L

QC Limits:

Internal Standard Areas

Upper Limit = + 100% of internal standard area from daily cal or mid pt.

Lower Limit = - 50% of internal standard area from daily cal or mid pt.

Retention Times:

Limit = within +/- 0.5 min of internal standard retention time from the daily cal or mid pt.

Flags:

A - Indicates the compound failed the internal standard area criteria

R - Indicates the compound failed the internal standard retention time criteria.

FORM8
Internal Standard Areas
Evaluation Std Data File: 4M05552.D

0528

Analysis Date/Time: 08/12/05 09:01

Lab File ID: CAL BNA@50PPM

Eval File Area/RT:	I1		I2		I3		I4		I5		I6	
	Area	RT	Area	RT	Area	RT	Area	RT	Area	RT	Area	RT
	39680	4.84	136814	5.83	77490	7.38	136762	8.98	107369	12.17	81836	14.01
Eval File Area Limit:	19840-79360		68407-273628		38745-154980		68381-273524		53684-214738		40918-163672	
Eval File Rt Limit:	4.34-5.34		5.33-6.33		6.88-7.88		8.48-9.48		11.67-12.67		13.51-14.51	

Data File	Sample#												
4M05552	CAL BNA@50	39680	4.84	136814	5.83	77490	7.38	136762	8.98	107369	12.17	81836	14.01
4M05553	CAL BNA@10	34516	4.83	113821	5.82	67362	7.38	120057	8.98	103203	12.17	81584	14.01
4M05554	CAL BNA@25	32868	4.83	106536	5.82	62990	7.38	114618	8.98	97629	12.17	78079	14.01
4M05555	CAL BNA@80	35053	4.84	120798	5.83	64842	7.38	115051	8.98	87124	12.17	66616	14.01
4M05556	CAL BNA@12	36109	4.84	127630	5.83	72982	7.38	123711	8.98	80119	12.17	53512	14.01
4M05557	CAL BNA@16	38376	4.84	146887	5.83	97948	7.38	195187	8.99	105278	12.18	62159	14.01
4M05558	CAL BNA@20	34762	4.83	141326	5.83	94118	7.39	185116	8.98	112051	12.18	66154	14.01
4M05559	SMB2623(MS)	40940	4.83	147968	5.83	101408	7.38	203817	8.98	220527	12.17	152687	14.01
4M05560	SMB2623	37772	4.83	141285	5.83	90503	7.38	191182	8.98	192125	12.17	137428	14.01
4M05561	WMB2639	29974	4.84	102620	5.83	59871	7.38	109013	8.98	90811	12.17	68292	14.01
4M05562	AC19001-004(24075	4.84	75016	5.83	44132	7.38	77997	8.98	64990	12.17	50639	14.01
4M05563	SMB2623(MS)	36650	4.84	130809	5.83	89261	7.38	181545	8.98	185204	12.17	126584	14.01
4M05564	AC19029-002	34151	4.83	133795	5.82	90134	7.38	180174	8.98	103314	12.16	59705	14.01
4M05565	AC19029-002(37818	4.83	136423	5.83	100991	7.38	191087	8.98	102061	12.16	56577	14.01
4M05566	AC19029-002(38361	4.84	154277	5.83	98337	7.38	186776	8.98	84128	12.17	49060	14.01
4M05567	AC18916-017(45770	4.83	145145	5.83	85174	7.38	160952	8.99	97490	12.16	61928	14.01
4M05568	AC18875-002(50228	4.83	171788	5.82	101096	7.39	144893	8.98	67659	12.16	47790	14.01
4M05569	AC18875-003(47355	4.83	165135	5.83	93206	7.39	134876	8.98	63436	12.16	42537	14.01
4M05570	AC18893-001(45582	4.84	164884	5.83	104881	7.38	153796	8.98	61672	12.17	41908	14.01
4M05571	AC18922-001	43472	4.84	174381	5.83	111302	7.38	165651	8.98	66266	12.17	43199	14.01
4M05572	AC18922-002	41635	4.84	167470	5.83	103131	7.38	172182	8.98	73741	12.17	51344	14.01
4M05573	AC18893-002	46169	4.84	164902	5.83	78861	7.39	121884	9.00	62731	12.17	37686	14.01
4M05574	AC18922-003	45396	4.83	167176	5.82	99801	7.39	135920	8.98	53315	12.16	38197	14.01
4M05575	AC18872-003	43248	4.83	175208	5.83	106893	7.38	154117	8.98	65198	12.17	46999	14.01
4M05576	AC18888-009	47018	4.83	172751	5.83	109613	7.39	168893	8.98	59817	12.16	43299	14.01
4M05577	AC18891-007	45074	4.84	180357	5.83	104600	7.38	150899	8.98	62011	12.17	37008	14.01
4M05578	AC18916-007	56802	4.84	216669	5.83	125836	7.38	189909	8.98	84283	12.17	50122	14.01
4M05579	AC18875-002(44926	4.84	145311	5.83	61844	7.38	70969	8.99	38921	12.17	35454	14.02
4M05580	AC18888-004	48387	4.83	171483	5.82	92876	7.39	123935	8.98	50166	12.16	34753	14.01
4M05581	AC18891-004	44420	4.84	168426	5.83	92968	7.38	114161	8.98	48728	12.17	35391	14.01
4M05582	AC18876-002	45999	4.83	171656	5.82	104016	7.38	142319	8.98	56954	12.17	39370	14.01
4M05583	AC18893-003(54670	4.83	170469	5.82	86332	7.39	96076	8.98	49880	12.16	36140	14.01
4M05584	TEST	47478	4.84	182285	5.83	91224	7.38	125822	8.98	61042	12.17	31714	14.01
4M05585	TEST	28210	4.83	105030	5.82	55228	7.39	73812	8.98	47525	12.17	28793	14.01
4M05586	TEST	46691	4.84	174809	5.83	92094	7.38	121816	8.98	60528	12.17	30611	14.01
4M05587	TEST	42904	4.83	154522	5.83	86650	7.38	119231	8.98	60184	12.17	32623	14.01

I1 = 1,4-Dichlorobenzene-d4	I4 = Phenanthrene-d10	625/8270 Internal Standard concentration = 40 mg/L (in final extract) 624/8260 Internal Standard concentration = 30ug/L 524 Internal Standard concentration = 5ug/L
I2 = Naphthalene-d8	I5 = Chrysene-d12	
I3 = Acenaphthene-d10	I6 = Perylene-d12	

QC Limits:

Internal Standard Areas

Upper Limit = + 100% of internal standard area from daily cal or mid pt.
Lower Limit = - 50% of internal standard area from daily cal or mid pt.

Flags:

A - Indicates the compound failed the internal standard area criteria
R - Indicates the compound failed the internal standard retention time criteria.

Retention Times:

Limit = within +/- 0.5 min of internal standard retention time from the daily cal or mid pt.

	I1		I2		I3		I4		I5		I6	
	Area	RT	Area	RT	Area	RT	Area	RT	Area	RT	Area	RT
Eval File Area/RT:	23395	5.05	94357	6.09	53624	7.42	99831	8.78	94326	11.75	75716	13.33
Eval File Area Limit:	11698-46790		47178-188714		26812-107248		49916-199662		47163-188652		37858-151432	
Eval File Rt Limit:	4.55-5.55		5.59-6.59		6.92-7.92		8.28-9.28		11.25-12.25		12.83-13.83	

Data File Sample#

5M09998	CAL BNA@50	23395	5.05	94357	6.09	53624	7.42	99831	8.78	94326	11.75	75716	13.33
5M09999	CAL BNA@10	27640	5.05	111145	6.09	60880	7.42	109202	8.77	94840	11.75	80961	13.33
5M10000	CAL BNA@25	23930	5.05	91854	6.09	51554	7.42	87366	8.77	79832	11.75	62251	13.33
5M10001	CAL BNA@80	21869	5.05	84488	6.09	46791	7.42	79632	8.78	72042	11.75	63067	13.33
5M10002	CAL BNA@12	20169	5.05	79537	6.09	47159	7.42	96076	8.78	84054	11.76	66509	13.34
5M10003	CAL BNA@16	17733	5.05	76016	6.09	46461	7.42	91804	8.78	88320	11.76	67710	13.34
5M10004	CAL BNA@20	16278	5.05	73392	6.09	48009	7.42	100116	8.78	85064	11.76	70210	13.34
5M10005	WMB2636(MS	22467	5.05	91568	6.09	53860	7.42	103586	8.78	87095	11.76	71062	13.34
5M10006	WMB2636	25694	5.05	95390	6.09	57802	7.42	97519	8.77	84775	11.74	71510	13.33
5M10011	AC18737-032	22326	5.05	101463	6.09	63176	7.42	110559	8.78	94382	11.75	63600	13.33
5M10012	SMB2619(MS	21903	5.05	94344	6.09	57609	7.42	113874	8.78	100440	11.74	72785	13.33
5M10013	WMB2639(MS	25032	5.05	100332	6.09	60489	7.42	111896	8.78	99278	11.76	76269	13.33
5M10014	WMB2639	28130	5.05	104107	6.09	63089	7.42	108563	8.77	105142	11.74	79040	13.33
5M10016	AC18737-032(22569	5.05	96670	6.09	59338	7.42	110186	8.77	97683	11.74	69585	13.33
5M10017	AC18916-014(29115	5.05	103034	6.09	58412	7.42	107415	8.78	104482	11.75	77751	13.33
5M10018	AC18916-011(30651	5.05	110841	6.09	62182	7.42	114017	8.78	103041	11.75	85701	13.33
5M10019	AC18916-002(29675	5.05	104503	6.09	58770	7.42	109372	8.78	98291	11.74	78121	13.33
5M10020	AC18916-006(25505	5.05	96298	6.09	58148	7.42	105836	8.78	105734	11.75	80717	13.33
5M10021	AC19009-003(23687	5.05	83502	6.09	49936	7.42	95063	8.78	82115	11.76	58797	13.33
5M10022	AC19009-003(24590	5.05	101321	6.09	61314	7.42	108602	8.78	95878	11.76	73192	13.34
5M10024	AC18940-005	23437	5.05	90720	6.09	52505	7.42	94946	8.77	85072	11.74	63189	13.33
5M10025	AC18888-007	19347	5.05	88155	6.09	62083	7.42	124797	8.77	119455	11.74	78421	13.33
5M10026	AC18891-005	18171	5.05	76326	6.09	49869	7.42	96999	8.77	87307	11.74	63934	13.33
5M10027	SMB2623	22366	5.05	89908	6.09	58161	7.42	104925	8.77	91181	11.74	64394	13.33
5M10028	AC18891-006	22842	5.05	89117	6.09	52956	7.42	97993	8.77	77922	11.74	58002	13.33
5M10029	AC18888-008	21059	5.05	87554	6.09	52924	7.42	97917	8.78	94996	11.75	67467	13.33
5M10030	AC18888-005	16303	5.05	79255	6.09	53372	7.42	105582	8.77	92220	11.74	63663	13.33

I1 = 1,4-Dichlorobenzene-d4	I4 = Phenanthrene-d10	625/8270 Internal Standard concentration = 40 mg/L (in final extract)
I2 = Naphthalene-d8	I5 = Chrysene-d12	624/8260 Internal Standard concentration = 30ug/L
I3 = Accenaphthene-d10	I6 = Perylene-d12	524 Internal Standard concentration = 5ug/L

QC Limits:

Internal Standard Areas

Upper Limit = + 100% of internal standard area from daily cal or mid pt.
 Lower Limit = - 50% of internal standard area from daily cal or mid pt.

Retention Times:

Limit = within +/- 0.5 min of internal standard retention time from the daily cal or mid pt.

Flags:

A - Indicates the compound failed the internal standard area criteria

R - Indicates the compound failed the internal standard retention time criteria.

FORM8
Internal Standard Areas
 Evaluation Std Data File: 5M10052.D
 Analysis Date/Time: 08/15/05 07:27
 Lab File ID: CAL BNA@50PPM

0530

	I1		I2		I3		I4		I5		I6	
	Area	RT	Area	RT	Area	RT	Area	RT	Area	RT	Area	RT
Eval File Area/RT:	26658	5.03	106820	6.07	57848	7.40	104102	8.75	84835	11.72	62581	13.30
Eval File Area Limit:	13329-53316		53410-213640		28924-115696		52051-208204		42418-169670		31290-125162	
Eval File Rt Limit:	4.53-5.53		5.57-6.57		6.9-7.9		8.25-9.25		11.22-12.22		12.8-13.8	

Data File	Sample#	Area	RT	Area	RT	Area	RT	Area	RT	Area	RT	Area	RT
5M10052	CAL BNA@50	26658	5.03	106820	6.07	57848	7.40	104102	8.75	84835	11.72	62581	13.30
5M10053	CAL BNA@10	26888	5.03	108412	6.07	61415	7.40	102327	8.75	90863	11.72	69764	13.30
5M10054	CAL BNA@25	23074	5.03	89678	6.07	51088	7.40	91923	8.75	77598	11.72	57427	13.30
5M10055	CAL BNA@80	21281	5.03	83206	6.07	46086	7.40	77157	8.75	62580	11.72	48648	13.30
5M10056	CAL BNA@12	21573	5.03	84047	6.08	47037	7.40	77039	8.76	58446	11.73	46810	13.30
5M10057	CAL BNA@16	23620	5.03	91484	6.08	55696	7.41	98420	8.76	71775	11.73	56907	13.30
5M10058	CAL BNA@20	19784	5.03	80864	6.08	49296	7.41	87305	8.76	60888	11.73	47999	13.30
5M10059	WMB2640	20310	5.03	82299	6.07	47876	7.40	82019	8.75	69247	11.72	51892	13.30
5M10060	WMB2640(MS	23122	5.03	85949	6.08	50263	7.40	87952	8.75	69332	11.73	53757	13.30
5M10061	WMB2641	22659	5.03	90022	6.07	49524	7.40	86057	8.75	71708	11.72	57530	13.30
5M10062	WMB2641(MS	23488	5.03	89568	6.07	51220	7.40	89279	8.75	72091	11.73	54234	13.30
5M10063	AC19026-002(24316	5.03	86318	6.07	51223	7.40	90560	8.75	74599	11.72	58168	13.30
5M10064	AC19023-002(27056	5.03	99676	6.07	61036	7.40	106991	8.75	89377	11.72	68732	13.30
5M10065	AC19023-004(22424	5.03	84745	6.07	49477	7.40	84482	8.75	70811	11.72	54253	13.30
5M10066	AC19023-006(24964	5.03	92679	6.07	55376	7.40	95663	8.75	81234	11.72	60146	13.30
5M10067	AC19024-002(25509	5.03	98641	6.07	58388	7.40	97756	8.75	81709	11.72	63080	13.30
5M10068	AC19024-004(24206	5.03	93168	6.07	56090	7.40	95648	8.75	83100	11.72	63010	13.30
5M10069	AC19017-007	23066	5.03	93668	6.07	54689	7.40	90694	8.75	81547	11.72	63300	13.30
5M10070	AC19037-006	21500	5.03	85996	6.07	50378	7.40	85427	8.75	69200	11.72	55387	13.30
5M10071	AC19037-007	23498	5.03	96293	6.07	54458	7.40	94061	8.75	74666	11.72	61257	13.30
5M10072	AC19037-008	22839	5.03	86012	6.07	52827	7.40	87952	8.75	71365	11.72	56966	13.30
5M10073	AC19037-009	21833	5.03	86149	6.07	52713	7.40	90169	8.75	73498	11.72	59352	13.30
5M10074	AC19037-010	21668	5.03	91678	6.07	51689	7.40	87559	8.75	73549	11.72	57801	13.30
5M10075	SMB2627	24468	5.03	94424	6.07	57188	7.40	93484	8.75	70267	11.72	50564	13.30

I1 = 1,4-Dichlorobenzene-d4	I4 = Phenanthrene-d10	625/8270 Internal Standard concentration = 40 mg/L (in final extract)
I2 = Naphthalene-d8	I5 = Chrysene-d12	624/8260 Internal Standard concentration = 30ug/L
I3 = Acenaphthene-d10	I6 = Perylene-d12	524 Internal Standard concentration = 5ug/L

QC Limits:

Internal Standard Areas

Upper Limit = + 100% of internal standard area from daily cal or mid pt.

Lower Limit = - 50% of internal standard area from daily cal or mid pt.

Retention Times:

Limit = within +/- 0.5 min of internal standard retention time from the daily cal or mid pt.

Flags:

A - Indicates the compound failed the internal standard area criteria

R - Indicates the compound failed the internal standard retention time criteria.

FORM8
Internal Standard Areas
 Evaluation Std Data File: 4M05589.D
 Analysis Date/Time: 08/15/05 06:41

0531

Lab File ID: CAL BNA@50PPM

Eval File Area/RT:	I1		I2		I3		I4		I5		I6	
	Area	RT	Area	RT	Area	RT	Area	RT	Area	RT	Area	RT
	25307	4.82	80991	5.82	43965	7.37	76585	8.97	56425	12.15	41926	13.99
Eval File Area Limit:	12654-50614		40496-161982		21982-87930		38292-153170		28212-112850		20963-83852	
Eval File Rt Limit:	4.32-5.32		5.32-6.32		6.87-7.87		8.47-9.47		11.65-12.65		13.49-14.49	

Data File	Sample#	Area	RT	Area	RT	Area	RT	Area	RT	Area	RT	Area	RT
4M05590	SMB2624	19904	4.82	65690	5.81	34854	7.37	61242	8.96	48066	12.14	38310	13.99
4M05591	SMB2624(MS	17965	4.82	56523	5.81	33421	7.37	60993	8.96	52730	12.15	42821	13.99
4M05592	SMB2625	29570	4.82	92350	5.81	51938	7.37	93082	8.96	83424	12.14	68292	13.99
4M05593	SMB2626	13733	4.82	43358	5.81	23856	7.37	40706	8.96	36493	12.15	29444	13.99
4M05594	AC18922-012	19314	4.82	62687	5.81	35065	7.37	57738	8.96	46471	12.14	37461	13.98
4M05595	AC18922-005	19450	4.82	64105	5.81	38865	7.37	70749	8.96	41660	12.14	30210	13.98
4M05596	AC18922-006	15131	4.82	54055	5.82	33043	7.36	60488	8.96	40002	12.15	29924	13.99
4M05597	AC18922-007	23606	4.82	84441	5.82	52243	7.37	84603	8.96	38328	12.14	27549	13.99
4M05598	AC18922-008	33767	4.82	112762	5.82	63041	7.37	82540	8.96	40582	12.15	33673	13.99
4M05599	AC18922-009	28717	4.82	105267	5.81	55697	7.37	82738	8.96	40574	12.14	31328	13.98
4M05600	AC19029-001	33603	4.82	123998	5.81	66306	7.37	97847	8.96	52710	12.14	40912	13.98
4M05601	AC18922-011	35091	4.82	119570	5.82	58885	7.37	69973	8.97	43080	12.15	34504	13.99
4M05602	AC18922-013	32570	4.82	107259	5.81	54170	7.36	68560	8.96	37395	12.15	31206	13.99
4M05603	AC18922-004	0	0.00 R	0	0.00 R	0	0.00 R	0	0.00 R	0	0.00 R	0	0.00 R
4M05604	AC18922-010	16742	4.82	52176	5.82	27310	7.37	41647	8.96	34693	12.14	30465	13.98
4M05605	AC18876-002	19732	4.82	60434	5.81	30703	7.37	45242	8.96	36024	12.14	31174	13.98
4M05606	AC18872-007	18316	4.82	57064	5.81	31411	7.36	48445	8.96	35759	12.14	30621	13.99
4M05607	AC18872-009	19522	4.82	61024	5.81	31085	7.37	49532	8.96	42881	12.14	37138	13.98
4M05608	AC18888-004	19652	4.82	56833	5.81	32973	7.36	55949	8.96	43805	12.14	37864	13.99
4M05609	AC18893-004	28147	4.82	88785	5.81	46154	7.36	75601	8.96	57572	12.14	48124	13.98
4M05610	AC18893-005	20209	4.82	65876	5.81	33512	7.37	53883	8.96	40484	12.14	33868	13.98
4M05611	AC18922-004	45469	4.82	134717	5.81	74251	7.36	116686	8.96	86835	12.14	73102	13.99

I1 = 1,4-Dichlorobenzene-d4	I4 = Phenanthrene-d10	625/8270 Internal Standard concentration = 40 mg/L (in final extract)
I2 = Naphthalene-d8	I5 = Chrysene-d12	624/8260 Internal Standard concentration = 30ug/L
I3 = Accnaphthene-d10	I6 = Perylene-d12	524 Internal Standard concentration = 5ug/L

QC Limits:

Internal Standard Areas

Upper Limit = + 100% of internal standard area from daily cal or mid pt.
 Lower Limit = - 50% of internal standard area from daily cal or mid pt.

Retention Times:

Limit = within +/- 0.5 min of internal standard retention time from the daily cal or mid pt.

Flags:

A - Indicates the compound failed the internal standard area criteria

R - Indicates the compound failed the internal standard retention time criteria.

FORM8
Internal Standard Areas
 Evaluation Std Data File: 4M05614.D
 Analysis Date/Time: 08/15/05 17:41
 Lab File ID: CAL BNA@50PPM

0532

	I1		I2		I3		I4		I5		I6	
	Area	RT	Area	RT	Area	RT	Area	RT	Area	RT	Area	RT
Eval File Area/RT:	30747	4.81	91594	5.80	49470	7.35	88316	8.95	74454	12.13	62098	13.97
Eval File Area Limit:	15374-61494		45797-183188		24735-98940		44158-176632		37227-148908		31049-124196	
Eval File Rt Limit:	4.31-5.31		5.3-6.3		6.85-7.85		8.45-9.45		11.63-12.63		13.47-14.47	

Data File Sample#

4M05615 SMB2627	26945	4.81	80069	5.80	44372	7.35	79734	8.95	66397	12.13	53290	13.97
4M05616 SMB2625(MS	29237	4.81	90612	5.80	48334	7.36	82021	8.95	71676	12.13	61393	13.97
4M05617 SMB2626(MS	23253	4.81	74549	5.80	41876	7.35	71218	8.95	65719	12.13	52211	13.97
4M05618 AC18932-001	29473	4.81	87700	5.80	59592	7.36	79807	8.96	52008	12.13	41975	13.97
4M05619 AC18932-001(40008	4.81	123199	5.81	68974	7.36	108621	8.96	74767	12.13	58406	13.97
4M05620 AC18932-001(33975	4.81	104617	5.80	61436	7.37	91541	8.95	58598	12.13	51650	13.97
4M05621 AC18922-012(30236	4.81	100031	5.80	66172	7.35	99671	8.95	53672	12.13	44364	13.97
4M05622 AC18922-012(23694	4.81	89311	5.80	60326	7.35	104667	8.95	57217	12.13	42394	13.97
4M05623 AC19023-004	34462	4.81	113156	5.80	67909	7.35	115557	8.95	62921	12.13	50431	13.97
4M05624 AC19023-006	37085	4.81	119590	5.80	67689	7.35	100462	8.95	58907	12.13	47494	13.97
4M05625 AC19024-002	39579	4.82	133442	5.81	74792	7.35	110823	8.95	59649	12.13	49701	13.97
4M05626 AC19024-004	38730	4.81	127046	5.80	65688	7.35	84239	8.95	45895	12.13	37644	13.97
4M05627 AC18893-006	37884	4.81	120281	5.81	60204	7.36	71479	8.95	43013	12.13	39238	13.97
4M05628 AC18893-007	32971	4.81	105118	5.80	62176	7.35	90096	8.95	54460	12.13	43328	13.97
4M05629 AC18893-008	37049	4.81	113464	5.80	63208	7.35	87970	8.95	56559	12.13	47320	13.98
4M05630 AC18916-023	30858	4.82	86730	5.81	33041	7.37	53814	8.97	46658	12.14	40347	13.98
4M05631 AC18940-001	38736	4.81	123830	5.80	64379	7.36	84328	8.95	50154	12.13	43475	13.97
4M05632 AC18942-027	33840	4.81	107386	5.80	60252	7.36	78755	8.95	38936	12.13	33318	13.97
4M05633 AC18893-001(37841	4.82	122277	5.81	64814	7.35	86644	8.95	58980	12.13	50069	13.98

11 = 1,4-Dichlorobenzene-d4	14 = Phenanthrene-d10	625/8270 Internal Standard concentration = 40 mg/L (in final extract)
12 = Naphthalene-d8	15 = Chrysene-d12	624/8260 Internal Standard concentration = 30ug/L
13 = Acenaphthene-d10	16 = Perylene-d12	524 Internal Standard concentration = 5ug/L

QC Limits:

Internal Standard Areas

Upper Limit = + 100% of internal standard area from daily cal or mid pt.
 Lower Limit = - 50% of internal standard area from daily cal or mid pt.

Retention Times:

Limit = within +/- 0.5 min of internal standard retention time from the daily cal or mid pt.

Flags:

A - Indicates the compound failed the internal standard area criteria

R - Indicates the compound failed the internal standard retention time criteria.

	I1		I2		I3		I4		I5		I6	
	Area	RT	Area	RT	Area	RT	Area	RT	Area	RT	Area	RT
Eval File Area/RT:	21938	5.02	90060	6.07	53964	7.40	98730	8.75	88890	11.72	65565	13.30
Eval File Area Limit:	10969-43876		45030-180120		26982-107928		49365-197460		44445-177780		32782-131130	
Eval File Rt Limit:	4.52-5.52		5.57-6.57		6.9-7.9		8.25-9.25		11.22-12.22		12.8-13.8	

Data File Sample#

5M10078 WMB2642	21514	5.02	86967	6.07	48183	7.40	86414	8.75	72237	11.71	55862	13.29
5M10079 WMB2642(MS	22009	5.02	81333	6.07	46750	7.40	83908	8.75	68937	11.72	54212	13.30
5M10080 AC19037-014	22535	5.02	88566	6.07	51930	7.40	86231	8.75	78369	11.72	61397	13.30
5M10081 AC19037-014(21823	5.02	83724	6.07	48903	7.40	83387	8.75	67627	11.72	53132	13.30
5M10082 AC19037-014(18086	5.02	75049	6.07	45670	7.40	80563	8.75	70388	11.72	53818	13.30
5M10084 AC19037-011	17920	5.02	75404	6.07	43956	7.40	79899	8.75	67430	11.72	55989	13.30
5M10085 AC19037-012	17850	5.02	73140	6.07	43743	7.40	76577	8.75	68786	11.71	57093	13.29
5M10086 AC19037-013	19710	5.02	80037	6.07	46945	7.40	82398	8.75	72602	11.71	57100	13.29
5M10087 AC19037-015	21587	5.02	84011	6.07	49205	7.40	89116	8.75	74888	11.71	58814	13.29
5M10088 AC19037-016	19839	5.02	80542	6.07	47665	7.40	84513	8.75	74696	11.71	60133	13.29
5M10089 SMB2624	13512	5.02	59102	6.07	38864	7.40	76344	8.75	70383	11.71	56931	13.29
5M10090 SMB2625	19904	5.02	80223	6.07	48971	7.40	90650	8.75	77462	11.71	57775	13.29
5M10091 SMB2626	13462	5.02	54740	6.07	32400	7.40	60455	8.75	50891	11.71	39100	13.29
5M10092 SMB2627(MS	12469	5.02	57628	6.07	36810	7.40	71614	8.75	67499	11.71	58567	13.29
5M10093 AC18891-002	8726	5.02	42484	6.07	31093	7.40	66474	8.75	64089	11.72	52165	13.30
5M10094 AC18891-003	12088	5.02	57377	6.07	41271	7.40	85263	8.75	78188	11.72	58548	13.30
5M10095 AC18891-004	11353	5.02	54328	6.07	36884	7.40	76596	8.75	76092	11.72	53330	13.30
5M10096 AC18891-008	10120	5.02	49355	6.07	37736	7.40	79378	8.75	73116	11.72	55144	13.30
5M10097 AC18891-009	9168	5.02	45353	6.07	33130	7.40	74175	8.75	73579	11.72	54674	13.30
5M10098 AC18891-010	8515	5.02	42386	6.07	32075	7.40	72921	8.75	76809	11.72	60021	13.30
5M10099 AC18891-011	10118	5.02	47510	6.07	36869	7.40	79964	8.75	83639	11.72	62708	13.30
5M10100 AC18891-012	7757	5.02	39779	6.07	32354	7.40	77215	8.75	87863	11.72	64887	13.30
5M10101 AC18891-013	9560	5.02	46518	6.07	38038	7.40	79409	8.75	82086	11.72	59459	13.30
5M10102 AC18891-014	10787	5.02	52186	6.07	39586	7.40	84899	8.75	87749	11.72	64839	13.30
5M10103 AC18916-024	7926	5.02	42312	6.07	32422	7.40	74125	8.75	73333	11.72	54783	13.30
5M10104 AC19058-001(10994	5.02	51491	6.07	36782	7.40	72188	8.75	71824	11.72	57765	13.30
5M10105 AC19058-001	12952	5.03	60834	6.07	44875	7.41	85168	8.76	91543	11.72	72367	13.30
5M10106 AC18921-001	8258	5.02	39005	6.07	28593	7.40	67143	8.75	68998	11.72	50561	13.30
5M10107 AC18921-002	7661	5.02	38092	6.07	29220	7.40	66794	8.75	71826	11.72	53442	13.30
5M10108 AC18921-003	8211	5.02	40362	6.07	31557	7.40	73332	8.75	73140	11.72	55531	13.30
5M10109 AC18921-004	10377	5.02	50293	6.07	38767	7.40	82877	8.75	84007	11.72	62023	13.30
5M10117 WMB2642(MS	15870	5.02	71808	6.07	46369	7.40	91513	8.75	84170	11.72	59180	13.30
5M10118 AC19037-014(14615	5.02	65257	6.07	44070	7.40	89397	8.75	82166	11.72	60214	13.30
5M10119 AC19037-014(14565	5.02	65538	6.07	44551	7.40	84034	8.75	75935	11.72	55324	13.30

11 = 1,4-Dichlorobenzene-d4	14 = Phenanthrene-d10	625/8270 Internal Standard concentration = 40 mg/L (in final extract)
12 = Naphthalene-d8	15 = Chrysene-d12	624/8260 Internal Standard concentration = 30ug/L
13 = Acenaphthene-d10	16 = Perylene-d12	524 Internal Standard concentration = 5ug/L

QC Limits:

Internal Standard Areas

Upper Limit = + 100% of internal standard area from daily cal or mid pt.

Lower Limit = - 50% of internal standard area from daily cal or mid pt.

Retention Times:

Limit = within +/- 0.5 min of internal standard retention time from the daily cal or mid pt.

Flags:

A - Indicates the compound failed the internal standard area criteria

R - Indicates the compound failed the internal standard retention time criteria.

FORM8
Internal Standard Areas
 Evaluation Std Data File: 4M05636.D
 Analysis Date/Time: 08/16/05 06:39
 Lab File ID: CAL BNA@50PPM

0534

	I1		I2		I3		I4		I5		I6	
	Area	RT	Area	RT	Area	RT	Area	RT	Area	RT	Area	RT
Eval File Area/RT:	39104	4.80	120968	5.80	62211	7.35	94804	8.94	68427	12.12	56491	13.96
Eval File Area Limit:	19552-78208		60484-241936		31106-124422		47402-189608		34214-136854		28246-112982	
Eval File Rt Limit:	4.3-5.3		5.3-6.3		6.85-7.85		8.44-9.44		11.62-12.62		13.46-14.46	

Data File Sample#

4M05637 SMB2628	37918	4.80	110532	5.79	57080	7.35	82516	8.94	59623	12.12	55099	13.96
4M05638 SMB2628(MS)	37617	4.81	119497	5.80	58343	7.35	84170	8.94	60297	12.12	49027	13.96
4M05639 AC19093-001(39324	4.81	109076	5.80	53714	7.35	80320	8.94	55666	12.12	44104	13.96
4M05640 AC19052-001	30225	4.80	92447	5.80	46340	7.35	63285	8.94	41615	12.12	34422	13.96
4M05641 AC19052-001(33139	4.81	95532	5.80	46687	7.35	62218	8.94	40716	12.12	34419	13.97
4M05642 AC19052-001(32274	4.81	93527	5.80	40672	7.35	51725	8.94	32268	12.12	26137	13.97
4M05643 AC19093-001(32782	4.81	89154	5.80	44310	7.35	52094	8.95	40490	12.13	34300	13.98
4M05644 AC18893-003(37310	4.81	101863	5.80	50127	7.36	64745	8.94	49290	12.13	40603	13.97
4M05645 AC18875-002(33955	4.80	91377	5.80	45420	7.35	62233	8.94	50338	12.13	41545	13.98
4M05646 AC19052-002	32903	4.80	94402	5.80	42209	7.35	53116	8.94	35636	12.12	29911	13.97
4M05647 AC19052-003	35141	4.80	94854	5.79	42636	7.35	54676	8.94	39774	12.13	31004	13.98
4M05648 AC19052-005	36298	4.81	111359	5.80	49578	7.35	66102	8.95	45354	12.13	34689	13.97
4M05649 AC18940-002	37326	4.80	105624	5.80	51013	7.35	69446	8.94	48563	12.12	36217	13.97
4M05650 AC18940-003	35078	4.80	97266	5.79	49200	7.35	66492	8.94	44108	12.12	35533	13.97
4M05651 AC18940-004	55308	4.81	153997	5.80	70957	7.35	89955	8.95	51994	12.13	42386	13.97
4M05652 SMB2629	47510	4.80	136337	5.80	71828	7.36	93069	8.94	61002	12.13	48190	13.97
4M05653 AC19027-001	44920	4.81	127652	5.80	77600	7.36	73807	8.94	48640	12.13	39676	13.97
4M05654 AC19027-002	36946	4.81	100817	5.80	65739	7.35	57440	8.95	41673	12.13	32010	13.98
4M05655 AC19027-001(45970	4.80	122490	5.81	63917	7.35	83226	8.94	61143	12.12	45049	13.97
4M05656 AC19027-002(41404	4.80	116263	5.80	61835	7.35	78391	8.94	55609	12.12	47455	13.97
4M05657 AC18893-006(44837	4.81	131372	5.80	62821	7.36	83820	8.95	56757	12.13	45380	13.97
4M05658 AC18916-023(41816	4.80	108977	5.81	48746	7.36	68203	8.96	53864	12.12	42907	13.98
4M05659 AC19049-008	39595	4.80	105553	5.81	55067	7.35	71546	8.94	54444	12.13	44547	13.97
4M05660 AC19049-009	43007	4.80	121060	5.81	60519	7.35	81107	8.94	57183	12.13	47192	13.97
4M05661 AC19052-001(41623	4.81	114757	5.80	49205	7.35	63604	8.95	45607	12.13	38018	13.98
4M05662 AC19049-015	37635	4.81	110823	5.80	53668	7.36	66951	8.95	48054	12.13	39414	13.98
4M05663 AC19017-005	49778	4.81	130982	5.80	61628	7.35	75752	8.95	47108	12.14	37424	13.98
4M05664 AC19052-006	51682	4.81	132893	5.80	63742	7.35	78058	8.95	45558	12.14	37190	13.98
4M05665 AC19017-003	48741	4.81	137709	5.80	65751	7.35	86520	8.95	57849	12.14	44558	13.98
4M05666 AC19017-004	53026	4.81	143333	5.80	67119	7.35	83960	8.95	53547	12.14	42754	13.98

I1 = 1,4-Dichlorobenzene-d4	I4 = Phenanthrene-d10	625/8270 Internal Standard concentration = 40 mg/L (in final extract)
I2 = Naphthalene-d8	I5 = Chrysene-d12	624/8260 Internal Standard concentration = 30ug/L
I3 = Acenaphthene-d10	I6 = Perylene-d12	524 Internal Standard concentration = 5ug/L

QC Limits:

Internal Standard Areas

Upper Limit = + 100% of internal standard area from daily cal or mid pt.

Lower Limit = - 50% of internal standard area from daily cal or mid pt.

Retention Times:

Limit = within +/- 0.5 min of internal standard retention time from the daily cal or mid pt.

Flags:

A - Indicates the compound failed the internal standard area criteria

R - Indicates the compound failed the internal standard retention time criteria.

MDL STUDY

0535

Compound:	Instrument ID:>	GCMS_4	GCMS_5			
	Effective Date:>	4/6/2005	3/23/2005			
	All Units:PPB	MDL	MDL	MDL	MDL	MDL
1,2,4-Trichlorobenzene		0.27068	0.17463			
1,2-Dichlorobenzene		0.45670	0.40227			
1,2-Diphenylhydrazine		0.28892	0.32832			
1,3-Dichlorobenzene		0.41978	0.28375			
1,4-Dichlorobenzene		0.50827	0.17543			
2,4,5-Trichlorophenol		13.48778	1.55158			
2,4,6-Trichlorophenol		24.22832	0.75237			
2,4-Dichlorophenol		1.61728	1.33235			
2,4-Dimethylphenol		1.38162	0.84628			
2,4-Dinitrophenol		6.79626	1.83798			
2,4-Dinitrotoluene		0.37194	0.35723			
2,6-Dinitrotoluene		0.41264	0.45051			
2-Chloronaphthalene		0.27626	0.11350			
2-Chlorophenol		2.04081	1.83730			
2-Methylnaphthalene		1.28859	1.70924			
2-Methylphenol		4.76111	3.72932			
2-Nitroaniline		0.70265	1.29538			
2-Nitrophenol		1.16400	1.23191			
3&4-Methylphenol		5.29712	3.70710			
3,3'-Dichlorobenzidine		2.19132	1.75381			
3-Nitroaniline		4.14156	2.51943			
4,6-Dinitro-2-methylphenol		1.89986	1.90303			
4-Bromophenyl-phenylether		0.38350	0.40827			
4-Chloro-3-methylphenol		2.54354	2.00536			
4-Chloroaniline		7.71643	6.78747			
4-Chlorophenyl-phenylether		0.46255	0.28190			
4-Nitroaniline		2.46624	1.49110			
4-Nitrophenol		1.77424	1.41362			
Acenaphthene		0.41753	0.16496			
Acenaphthylene		0.23123	0.15117			
Anthracene		0.26184	0.19772			
Benzidine		2.26576	10.33404			
Benzo[a]anthracene		0.17463	0.13947			
Benzo[a]pyrene		0.23037	0.16622			
Benzo[b]fluoranthene		0.29921	0.27777			
Benzo[g,h,i]perylene		0.19015	0.14367			
Benzo[k]fluoranthene		0.32572	0.35026			
Bis(2-Chloroethoxy)methane		0.22803	0.23323			
Bis(2-Chloroethyl)Ether		0.52829	0.44437			
Bis(2-Chloroisopropyl)ether		0.32507	0.20721			
Bis(2-Ethylhexyl)phthalate		0.90300	0.63472			
Butylbenzylphthalate		0.40102	0.27090			
Carbazole		0.29620	0.19198			
Chrysene		0.20687	0.28428			
Di-n-butylphthalate		0.22375	0.20243			
Di-n-octylphthalate		0.23616	0.33959			
Dibenzo[a,h]Anthracene		0.34866	0.18303			
Dibenzofuran		1.26920	1.29319			
Diethylphthalate		0.27453	0.23532			
Dimethylphthalate		0.22624	0.17241			
Fluoranthene		0.28734	0.16474			
Fluorene		0.25288	0.23925			
Hexachlorobenzene		0.46339	0.40538			
Hexachlorobutadiene		0.42434	0.24578			
Hexachlorocyclopentadiene		2.65832	2.69360			
Hexachloroethane		0.74400	0.34755			
Indeno[1,2,3-cd]pyrene		0.13771	0.16955			
Isophorone		0.30857	5.33255			
N-Nitroso-Di-N-Propylamine		0.48296	0.31849			
N-Nitrosodimethylamine		11.80595	11.10428			
N-Nitrosodiphenylamine		0.47696	0.27325			
Naphthalene		0.23517	0.09725			
Nitrobenzene		0.39734	0.28094			
Pentachlorophenol		1.23489	0.96604			
Phenanthrene		0.23032	0.22245			
Phenol		1.52445	1.65282			
Pyrene		0.23258	0.22895			

GC/MS Semi-Volatile Data
Sample Data

Form1

ORGANICS SEMIVOLATILE REPORT

0537

Sample Number: AC18916-001
 Client Id: PCSB-50 (0.5)
 Data File: 4M05503.D
 Analysis Date: 08/10/05 16:32
 Date Rec/Extracted: 08/04/05-08/09/05

Matrix: Soil
 Initial Vol: 30g
 Final Vol: 1ml
 Dilution: 1
 Solids: 94

Units: mg/Kg

Cas #	Compound	RL	Conc	Cas #	Compound	RL	Conc
120-82-1	1,2,4-Trichlorobenzene	0.0096	U	205-99-2	Benzo[b]fluoranthene	0.011	2.8
95-50-1	1,2-Dichlorobenzene	0.016	U	191-24-2	Benzo[g,h,i]perylene	0.0067	1.6
122-66-7	1,2-Diphenylhydrazine	0.010	U	207-08-9	Benzo[k]fluoranthene	0.012	1.1
541-73-1	1,3-Dichlorobenzene	0.015	U	111-91-1	bis(2-Chloroethoxy)methan	0.0081	U
106-46-7	1,4-Dichlorobenzene	0.018	U	111-44-4	bis(2-Chloroethyl)ether	0.019	U
95-95-4	2,4,5-Trichlorophenol	0.48	U	108-60-1	bis(2-chloroisopropyl)ether	0.012	U
88-06-2	2,4,6-Trichlorophenol	0.86	U	117-81-7	bis(2-Ethylhexyl)phthalat	0.032	0.12
120-83-2	2,4-Dichlorophenol	0.057	U	85-68-7	Butylbenzylphthalate	0.014	U
105-67-9	2,4-Dimethylphenol	0.049	U	86-74-8	Carbazole	0.011	U
51-28-5	2,4-Dinitrophenol	0.24	U	218-01-9	Chrysene	0.0073	2.1
121-14-2	2,4-Dinitrotoluene	0.013	U	84-74-2	Di-n-butylphthalate	0.0079	U
606-20-2	2,6-Dinitrotoluene	0.015	U	117-84-0	Di-n-octylphthalate	0.0084	U
91-58-7	2-Chloronaphthalene	0.0098	U	53-70-3	Dibenzo[a,h]anthracene	0.012	0.55
95-57-8	2-Chlorophenol	0.072	U	132-64-9	Dibenzofuran	0.045	0.92
91-57-6	2-Methylnaphthalene	0.046	1.4	84-66-2	Diethylphthalate	0.0097	U
95-48-7	2-Methylphenol	0.17	U	131-11-3	Dimethylphthalate	0.0080	U
88-74-4	2-Nitroaniline	0.025	U	206-44-0	Fluoranthene	0.010	4.5
88-75-5	2-Nitrophenol	0.041	U	86-73-7	Fluorene	0.0090	1.9
106-44-5	3&4-Methylphenol	0.19	U	118-74-1	Hexachlorobenzene	0.016	U
91-94-1	3,3'-Dichlorobenzidine	0.078	U	87-68-3	Hexachlorobutadiene	0.015	U
99-09-2	3-Nitroaniline	0.15	U	77-47-4	Hexachlorocyclopentadiene	0.094	U
534-52-1	4,6-Dinitro-2-methylphenol	0.067	U	67-72-1	Hexachloroethane	0.026	U
101-55-3	4-Bromophenyl-phenylether	0.014	U	193-39-5	Indeno[1,2,3-cd]pyrene	0.0049	1.5
59-50-7	4-Chloro-3-methylphenol	0.090	U	78-59-1	Isophorone	0.011	U
106-47-8	4-Chloroaniline	0.27	U	621-64-7	N-Nitroso-di-n-propylamine	0.017	U
7005-72-3	4-Chlorophenyl-phenylether	0.016	U	62-75-9	N-Nitrosodimethylamine	0.42	U
100-01-6	4-Nitroaniline	0.087	U	86-30-6	n-Nitrosodiphenylamine	0.017	U
100-02-7	4-Nitrophenol	0.063	U	91-20-3	Naphthalene	0.0083	0.98
83-32-9	Acenaphthene	0.015	1.9	98-95-3	Nitrobenzene	0.014	U
208-96-8	Acenaphthylene	0.0082	0.32	87-86-5	Pentachlorophenol	0.044	U
120-12-7	Anthracene	0.0093	1.5	85-01-8	Phenanthrene	0.0082	4.5
92-87-5	Benzidine	0.080	U	108-95-2	Phenol	0.054	U
56-55-3	Benzo[a]anthracene	0.0062	2.1	129-00-0	Pyrene	0.0082	3.3
50-32-8	Benzo[a]pyrene	0.0082	2.1				

Worksheet #: 18415

Total Target Concentration 35.19

U - Indicates the compound was analyzed but not detected.
 B - Indicates the analyte was found in the blank as well as in the sample.
 E - Indicates the analyte concentration exceeds the calibration range of the instrument.

R - Retention Time Out
 J - Indicates an estimated value when a compound is detected at less than the specified detection limit.

Data File : G:\GcMsData\2005\Gcms_4\Data\08-10-05\4M05503.D Vial: 37
 Acq On : 10 Aug 2005 16:32 Operator: AHD
 Sample : AC18916-001 Inst : GCMS_4
 Misc : S,BNA Multiplr: 1.00

MS Integration Params: RTEINT.P

Quant Time: Aug 18 12:45 2005

Quant Results File: 4M_0809.RES

Quant Method : G:\GCMSDATA\2005\GCMS_4\METHODS\4M_0809.M (RTE Integrator)
 Title : @GCMS_4,mg,625;8270
 Last Update : Tue Aug 09 15:25:10 2005
 Response via : Initial Calibration
 DataAcq Meth : 4M_0809

Internal Standards	R.T.	QIon	Response	Conc	Units	Dev(Min)
1) 1,4-Dichlorobenzene-d4	4.87	152	39007	40.00	ng	0.01
19) Naphthalene-d8	5.86	136	96183	40.00	ng	0.00
35) Acenaphthene-d10	7.45	164	32160	40.00	ng	0.03
59) Phenanthrene-d10	9.04	188	43257	40.00	ng	0.03
72) Chrysene-d12	12.22	240	30155	40.00	ng	0.02
81) Perylene-d12	14.07	264	21967	40.00	ng	0.02

System Monitoring Compounds

4) 2-Fluorophenol	3.71	112	180024	165.97	ng	0.00
Spiked Amount	200.000		Recovery	=	82.99%	
7) Phenol-d5	4.58	99	219681	161.29	ng	0.00
Spiked Amount	200.000		Recovery	=	80.65%	
20) Nitrobenzene-d5	5.31	128	41378	88.97	ng	0.01
Spiked Amount	100.000		Recovery	=	88.97%	
40) 2-Fluorobiphenyl	6.79	172	98842	89.89	ng	0.01
Spiked Amount	100.000		Recovery	=	89.89%	
62) 2,4,6-Tribromophenol	8.27	332	36023	165.39	ng	0.03
Spiked Amount	200.000		Recovery	=	82.69%	
75) Terphenyl-d14	10.93	244	57495	67.28	ng	0.02
Spiked Amount	100.000		Recovery	=	67.28%	

Target Compounds

Target Compounds	R.T.	QIon	Response	Conc	Units	Qvalue
29) Naphthalene	5.88	128	62919	27.66	ng	91
33) 2-Methylnaphthalene	6.46	142	59363	40.57	ng	99
46) Acenaphthylene	7.30	152	12914	9.12	ng	64
49) Acenaphthene	7.48	153	48603	52.81	ng	98
52) Dibenzofuran	7.65	168	29166	25.93	ng	60
55) Fluorene	8.01	166	45421	52.64	ng	90
67) Phenanthrene	9.07	178	138545	125.60	ng	100
68) Anthracene	9.12	178	45258	41.19	ng	65
71) Fluoranthene	10.45	202	123499	127.12	ng	89
73) Pyrene	10.71	202	113572	94.14	ng	98
78) Benzo[a]anthracene	12.21	228	58723	60.60	ng	96
79) Chrysene	12.25	228	51291	59.71	ng	99
80) bis(2-Ethylhexyl)phthalate	12.33	149	3360	3.52	ng	54
83) Benzo[b]fluoranthene	13.61	252	63494m	78.18	ng	
84) Benzo[k]fluoranthene	13.62	252	23950m	32.25	ng	
85) Benzo[a]pyrene	14.01	252	41916	58.61	ng	95
86) Indeno[1,2,3-cd]pyrene	15.32	276	33540	41.60	ng	93
87) Dibenzo[a,h]anthracene	15.34	278	9907	15.40	ng	80
88) Benzo[g,h,i]perylene	15.61	276	29536	43.73	ng	92

(#) = qualifier out of range (m) = manual integration

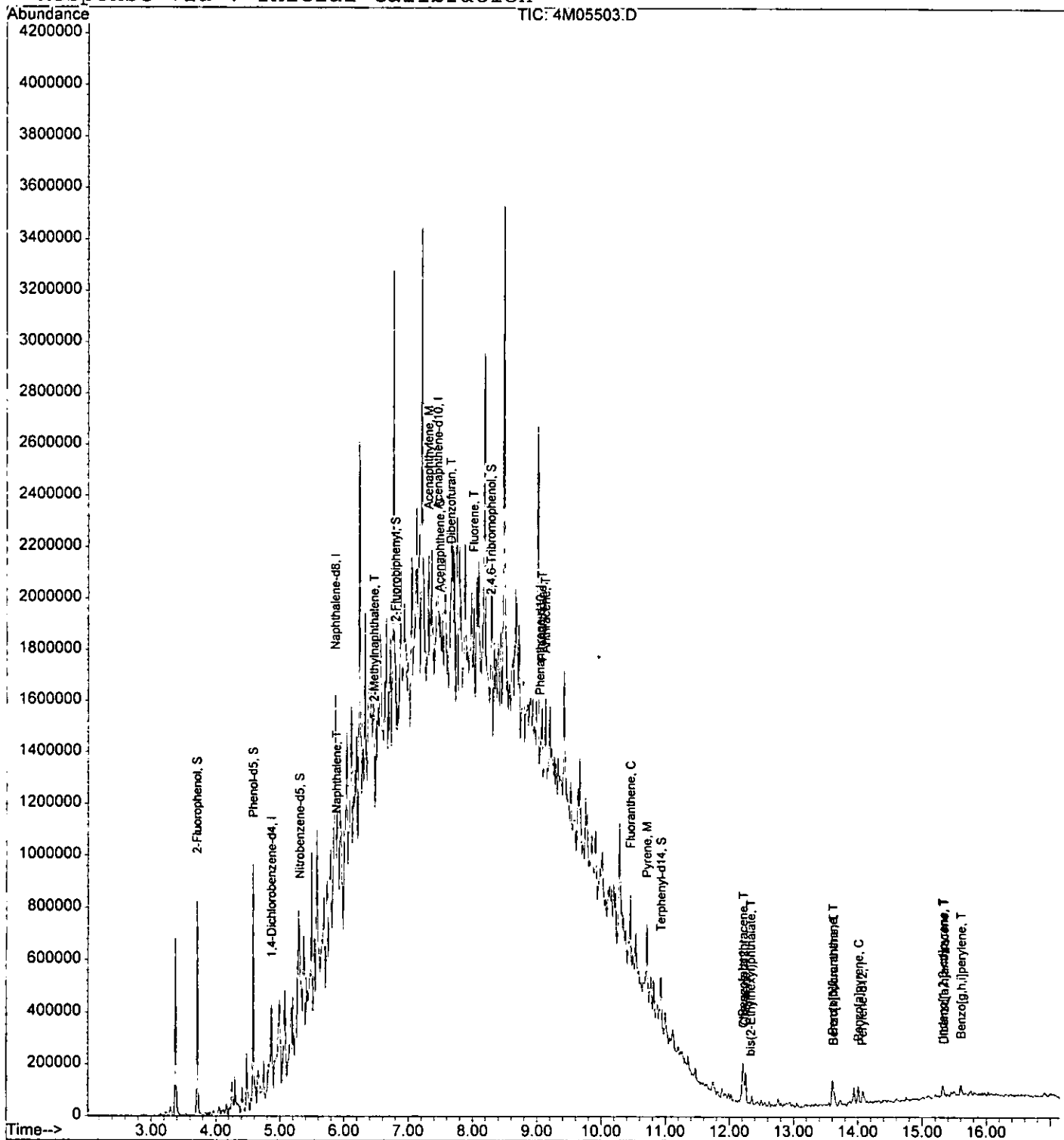
hgs

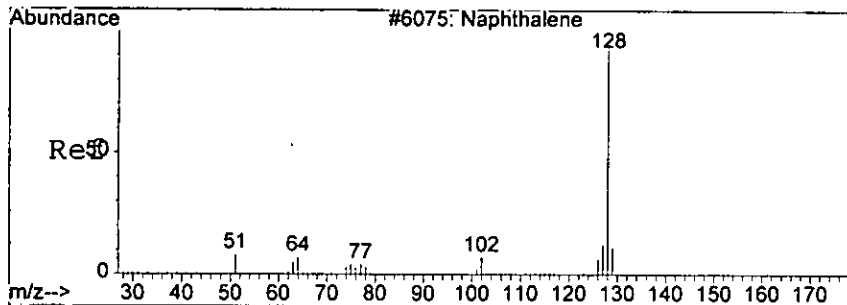
Quantitation Report

Data File : G:\GcMsData\2005\Gcms_4\Data\08-10-05\4M05503.D Vial: 3
 Acq On : 10 Aug 2005 16:32 Operator: AHD
 Sample : AC18916-001 Inst : GCMS
 Misc : S,BNA Multiplr: 1.00
 MS Integration Params: RTEINT.P
 Quant Time: Aug 18 12:45 2005

Quant Results File: 4M_0809.RES

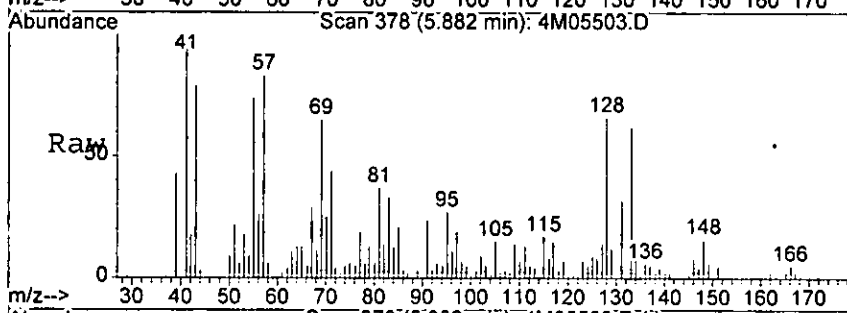
Method : G:\GCMSDATA\2005\GCMS_4\METHODS\4M_0809.M (RTE Integrator)
 Title : @GCMS_4,mg,625,8270
 Last Update : Tue Aug 09 15:25:10 2005
 Response via : Initial Calibration



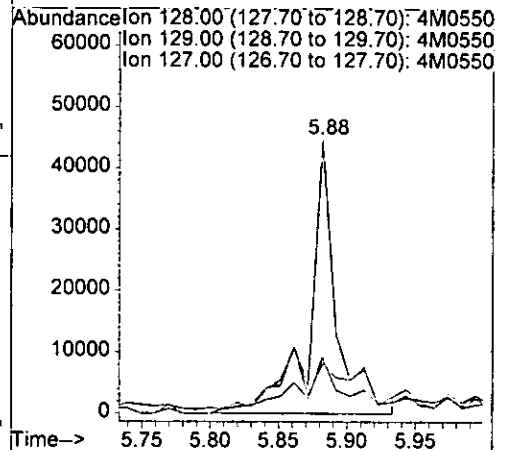
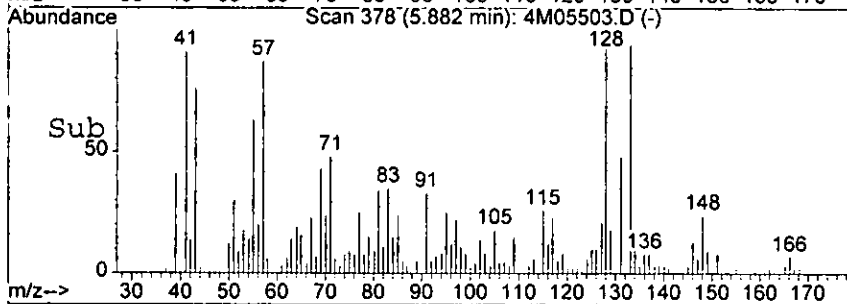


#29
 Naphthalene
 Concen: 27.66 ng
 RT: 5.88 min Scan# 378
 Delta R.T. 0.01 min
 Lab File: 4M05503.D
 Acq: 10 Aug 2005 16:32

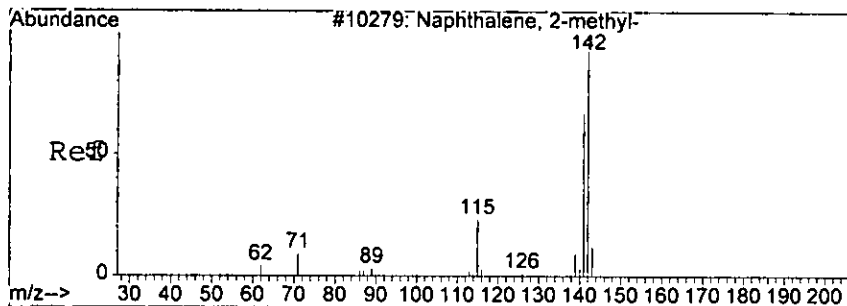
0546



Tgt Ion	Resp	Lower	Upper
128	62919		
129	18.3	0.0	51.8
127	18.6	0.0	57.0

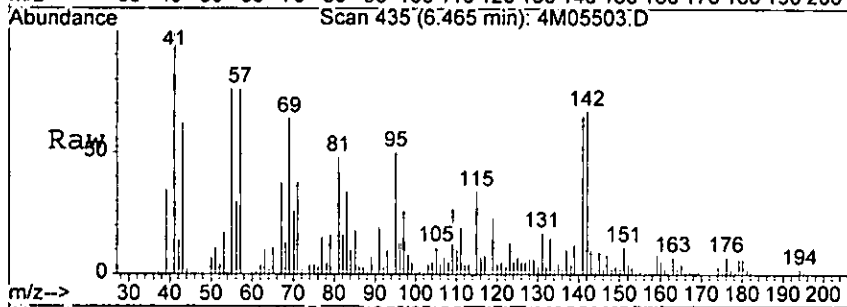


Handwritten signature/initials

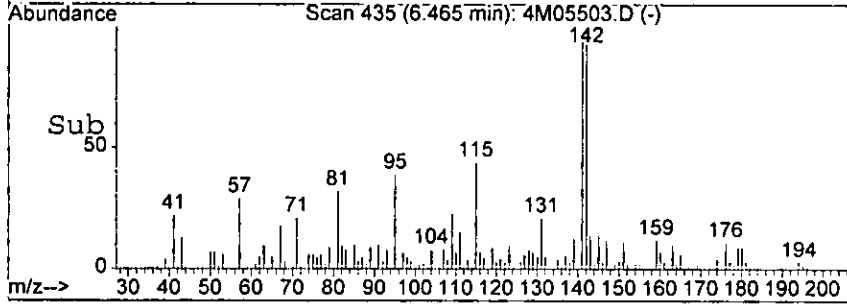
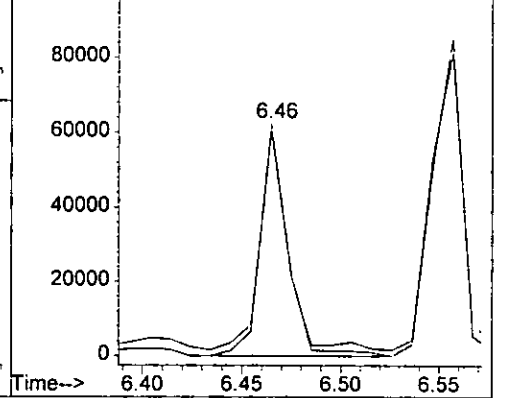


#33
 2-Methylnaphthalene
 Concen: 40.57 ng
 RT: 6.46 min Scan# 435
 Delta R.T. 0.01 min
 Lab File: 4M05503.D
 Acq: 10 Aug 2005 16:32

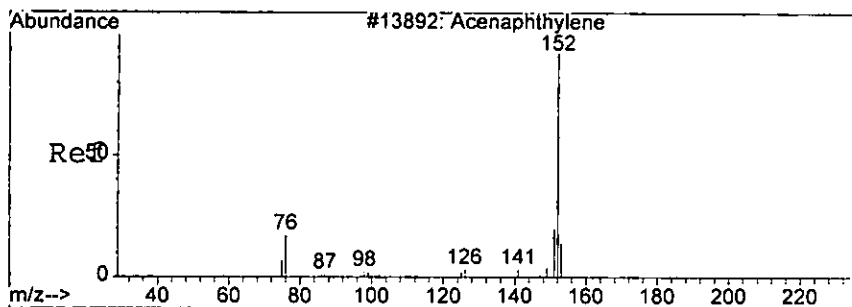
Tgt Ion:142 Resp: 59363
 Ion Ratio Lower Upper
 142 100
 141 94.5 55.7 135.7



Abundance Ion 142.00 (141.70 to 142.70): 4M0550
 100000 Ion 141.00 (140.70 to 141.70): 4M0550



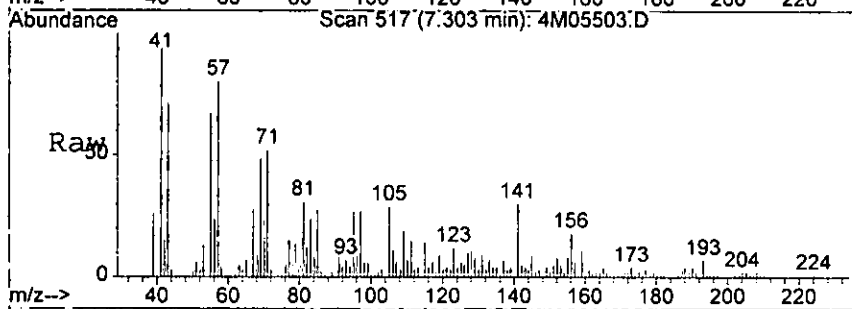
1818



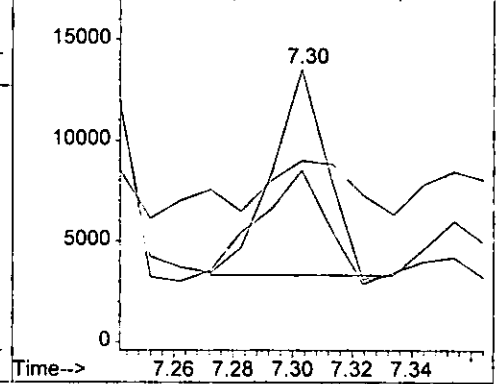
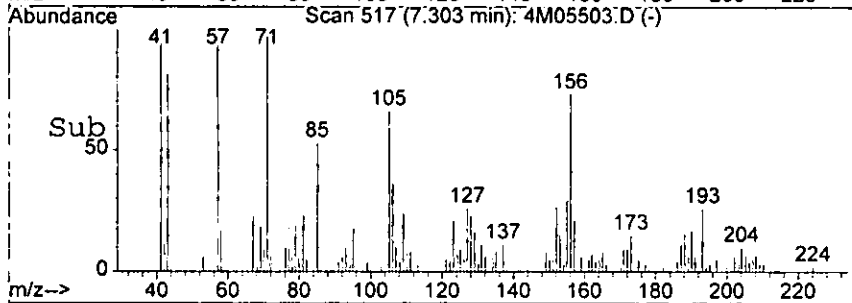
#46
 Acenaphthylene
 Concen: 9.12 ng
 RT: 7.30 min Scan# 517
 Delta R.T. 0.02 min
 Lab File: 4M05503.D
 Acq: 10 Aug 2005 16:32

0547

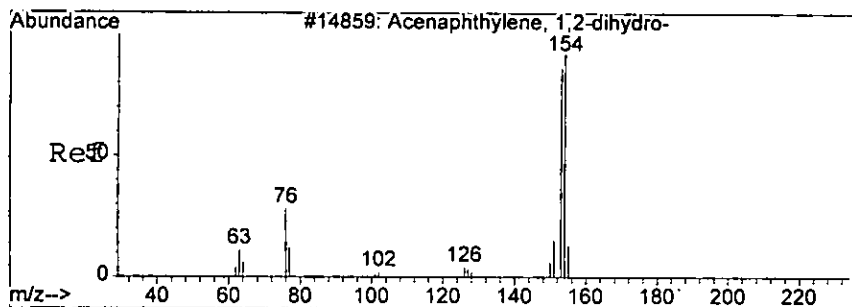
Tgt Ion	Resp	Lower	Upper
152	12914		
151	26.1	0.0	63.6
153	49.7	0.0	53.8



Abundance Ion 152.00 (151.70 to 152.70): 4M0550
 Ion 151.00 (150.70 to 151.70): 4M0550
 Ion 153.00 (152.70 to 153.70): 4M0550

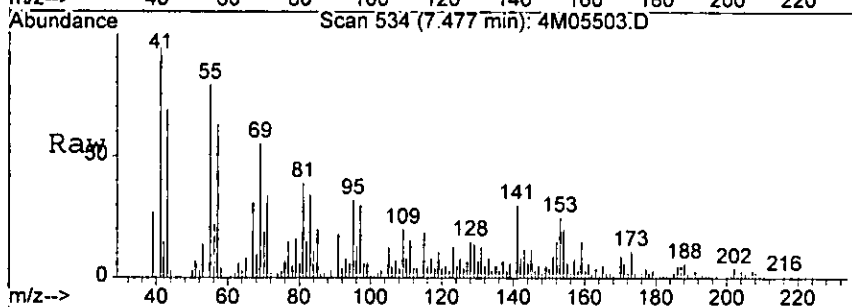


1918

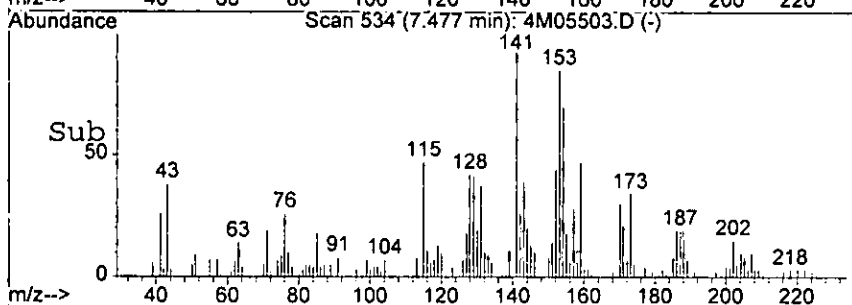


#49
 Acenaphthene
 Concen: 52.81 ng
 RT: 7.48 min Scan# 534
 Delta R.T. 0.02 min
 Lab File: 4M05503.D
 Acq: 10 Aug 2005 16:32

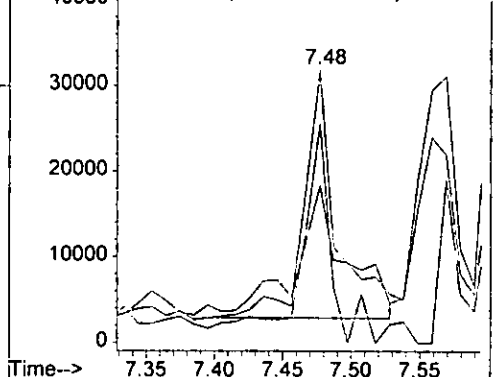
0543



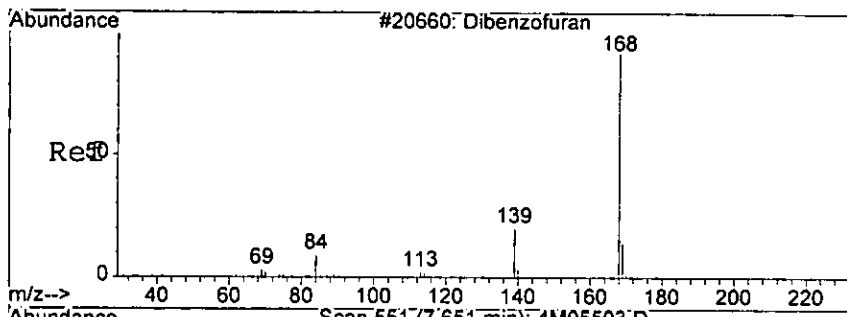
Tgt Ion	Resp	Lower	Upper
153	48603		
153	100		
152	48.3	8.3	88.3
154	82.7	45.1	125.1



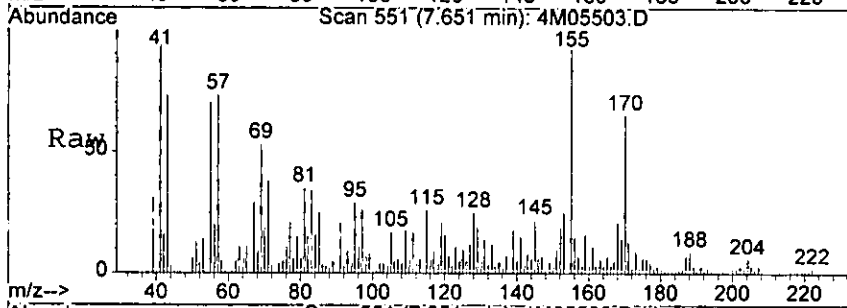
Abundance Ion 153.00 (152.70 to 153.70): 4M0550
 Ion 152.00 (151.70 to 152.70): 4M0550
 Ion 154.00 (153.70 to 154.70): 4M0550



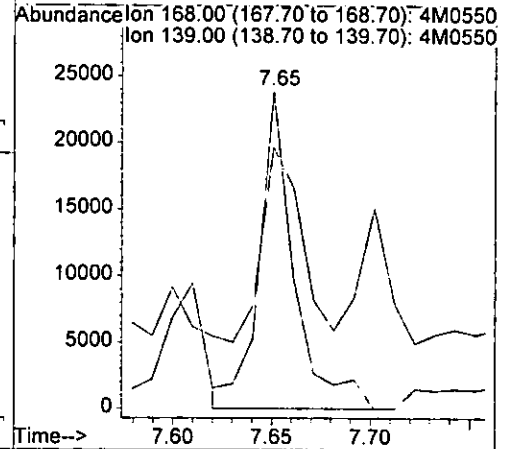
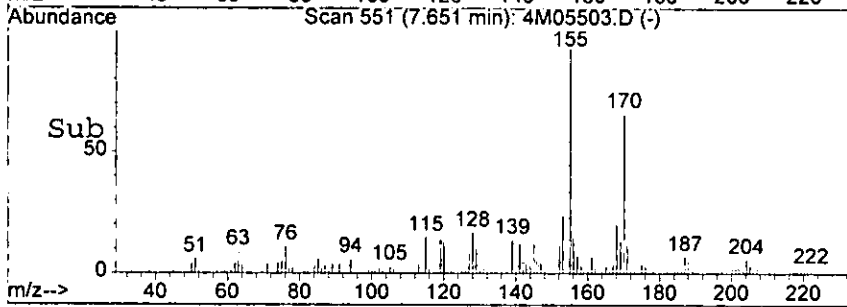
Handwritten signature



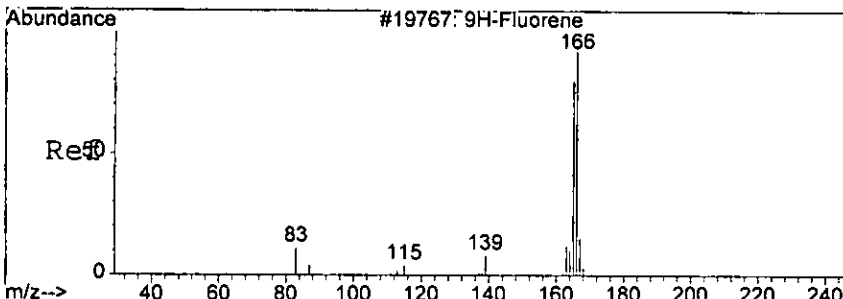
#52
 Dibenzofuran
 Concen: 25.93 ng
 RT: 7.65 min Scan# 5547
 Delta R.T. 0.02 min
 Lab File: 4M05503.D
 Acq: 10 Aug 2005 16:32



Tgt Ion: 168 Resp: 29166
 Ion Ratio Lower Upper
 168 100
 139 59.4 6.0 66.0

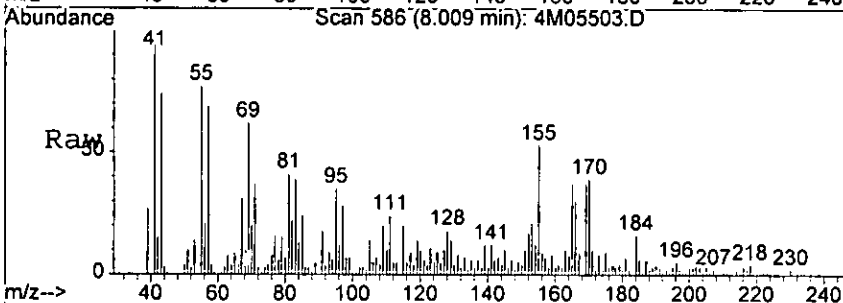


Handwritten signature

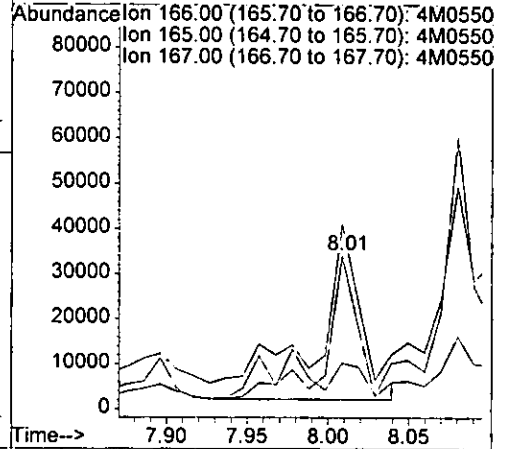
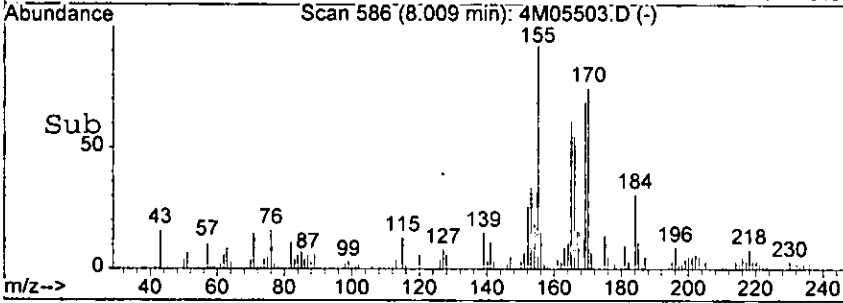


#55
 Fluorene
 Concen: 52.64 ng
 RT: 8.01 min Scan# 586
 Delta R.T. 0.02 min
 Lab File: 4M05503.D
 Acq: 10 Aug 2005 16:32

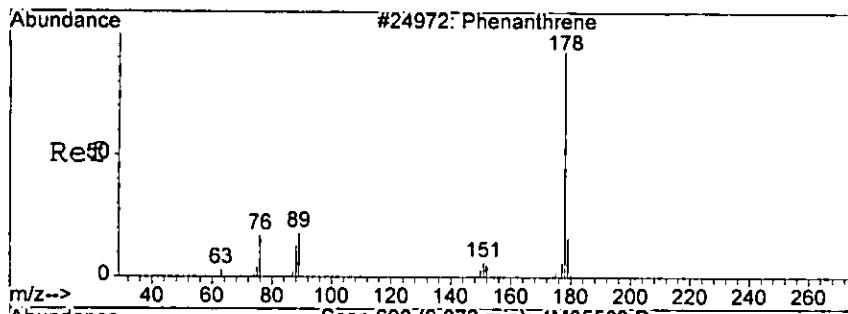
55



Tgt Ion	Ratio	Lower	Upper
166	100		
165	111.0	63.3	143.3
167	24.9	0.0	54.6



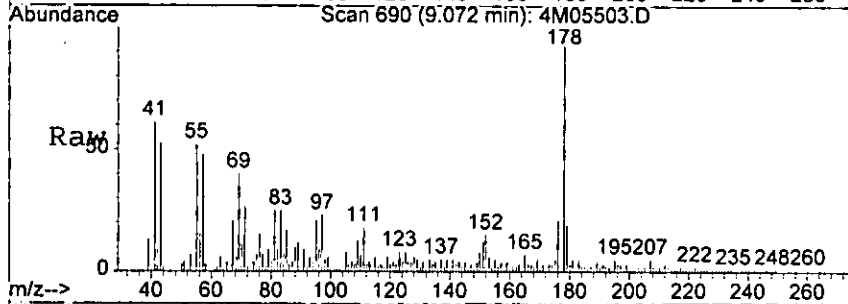
Handwritten signature



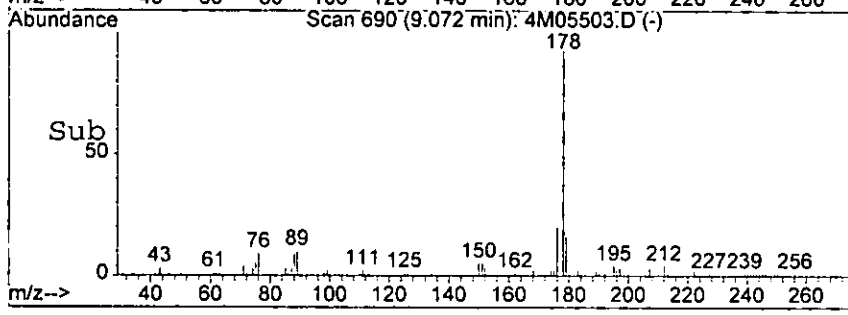
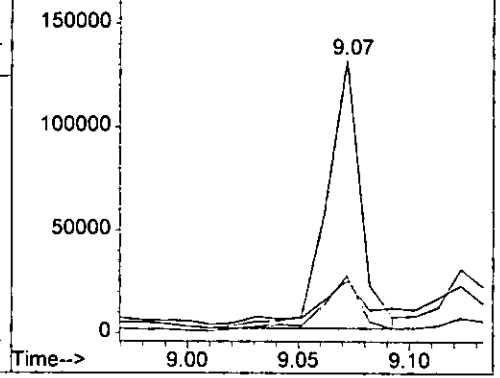
#67
 Phenanthrene
 Concen: 125.60 ng
 RT: 9.07 min Scan# 69
 Delta R.T. 0.03 min
 Lab File: 4M05503.D
 Acq: 10 Aug 2005 16:32

05503

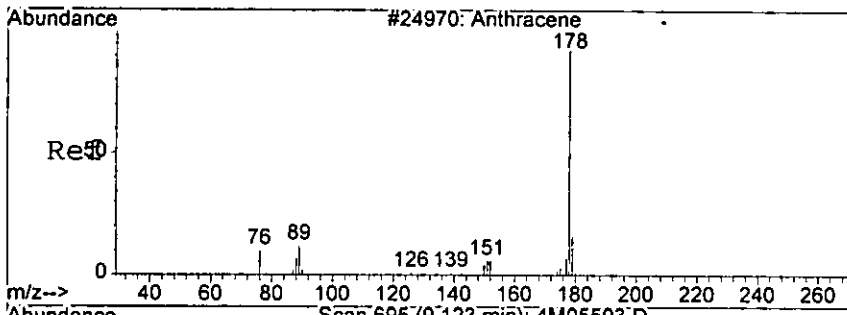
Tgt Ion	Ratio	Lower	Upper
178	100		
179	16.6	0.0	56.6
176	20.6	0.0	60.5



Abundance Ion 178.00 (177.70 to 178.70): 4M0550
 Ion 179.00 (178.70 to 179.70): 4M0550
 Ion 176.00 (175.70 to 176.70): 4M0550



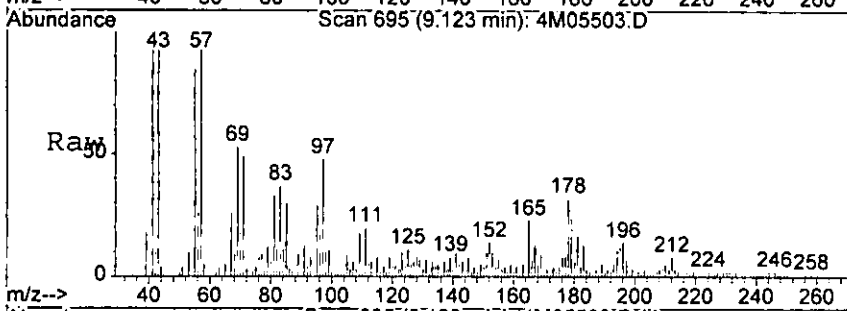
Handwritten signature



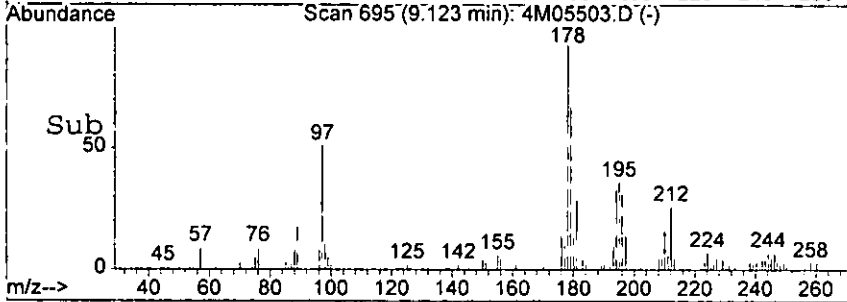
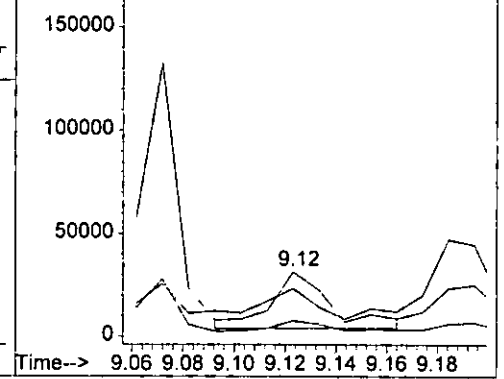
#68
 Anthracene
 Concen: 41.19 ng
 RT: 9.12 min Scan# 695
 Delta R.T. 0.02 min
 Lab File: 4M05503.D
 Acq: 10 Aug 2005 16:32

0545

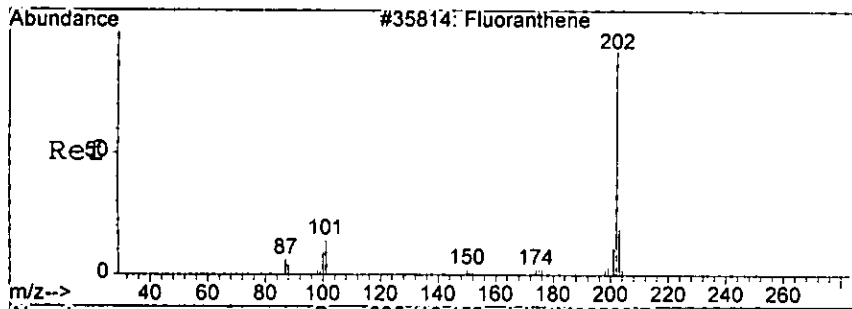
Tgt Ion	Resp	Lower	Upper
178	45258		
179	47.8	0.0	56.6
176	21.7	0.0	60.2



Abundance Ion 178.00 (177.70 to 178.70): 4M0550
 Ion 179.00 (178.70 to 179.70): 4M0550
 Ion 176.00 (175.70 to 176.70): 4M0550



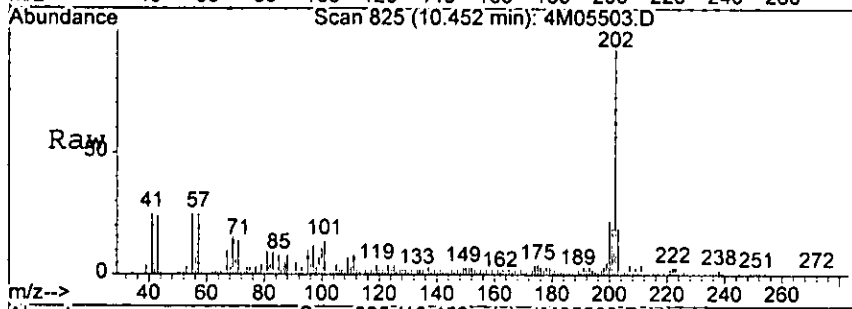
1818



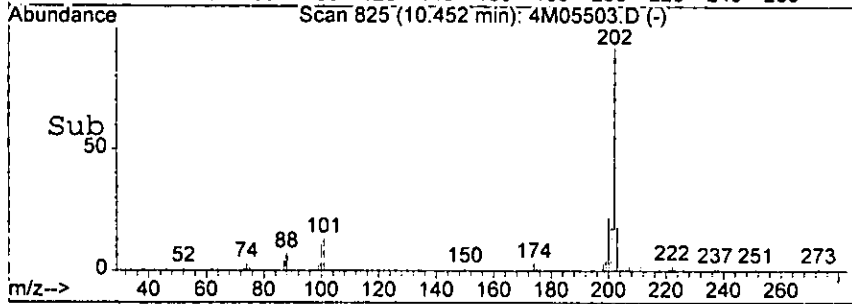
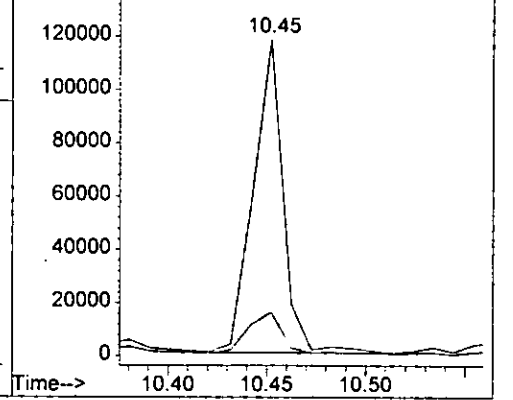
#71
 Fluoranthene
 Concen: 127.12 ng
 RT: 10.45 min Scan# 825
 Delta R.T. 0.03 min
 Lab File: 4M05503.D
 Acq: 10 Aug 2005 16:32

0543

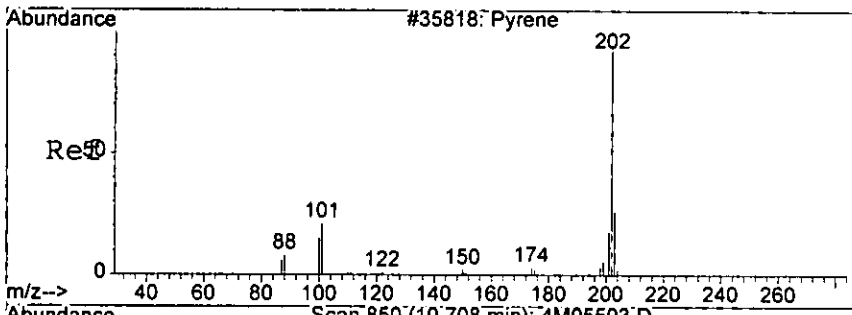
Tgt Ion: 202 Resp: 123499
 Ion Ratio Lower Upper
 202 100
 101 13.3 0.0 58.3



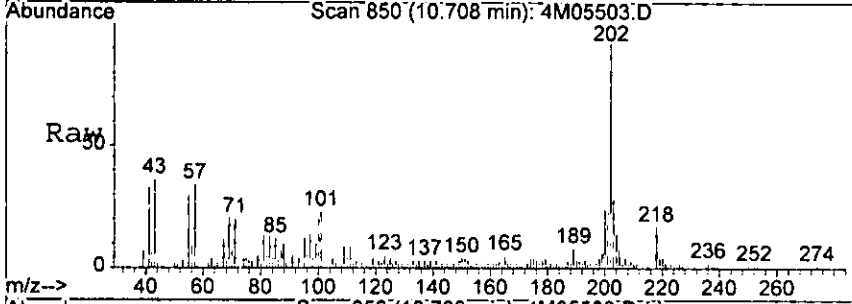
Abundance Ion 202.00 (201.70 to 202.70): 4M0550
 140000 Ion 101.00 (100.70 to 101.70): 4M0550



12/18

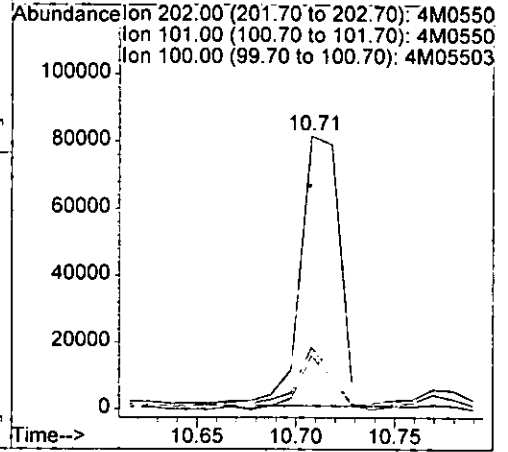
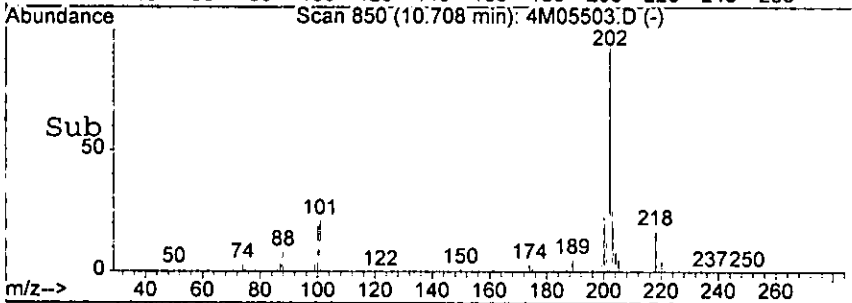


#73
 Pyrene
 Concen: 94.14 ng
 RT: 10.71 min Scan# 8550
 Delta R.T. 0.02 min
 Lab File: 4M05503.D
 Acq: 10 Aug 2005 16:32

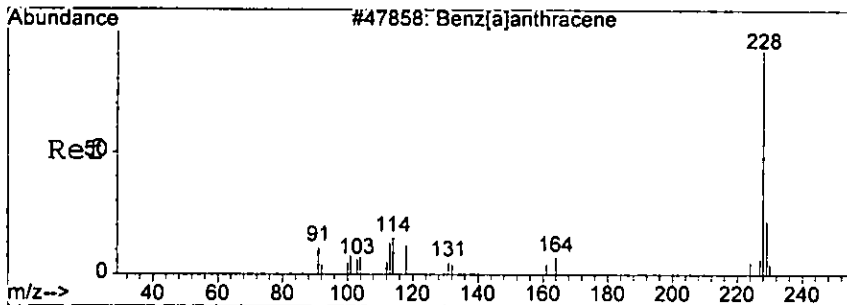


Tgt Ion: 202 Resp: 113572

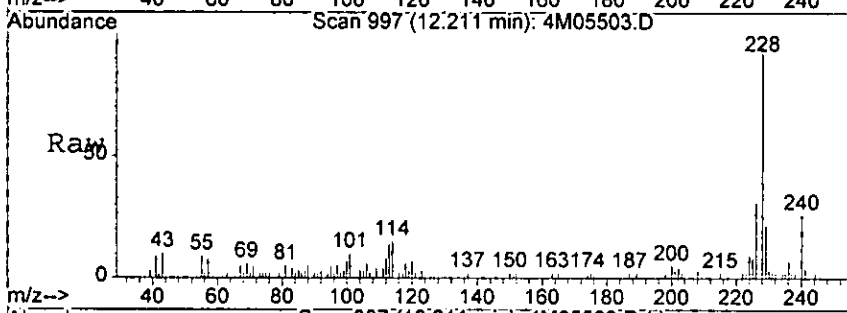
Ion	Ratio	Lower	Upper
202	100		
101	21.5	0.0	62.7
100	20.1	0.0	60.5



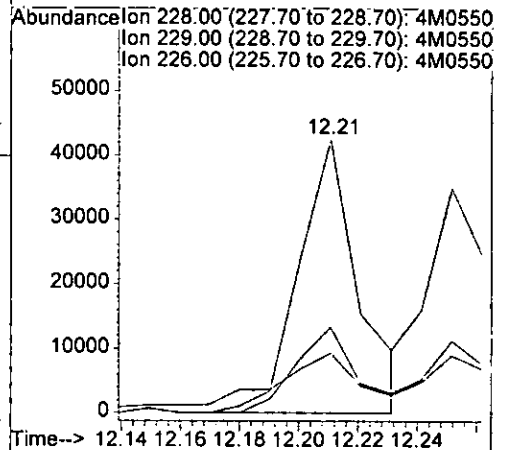
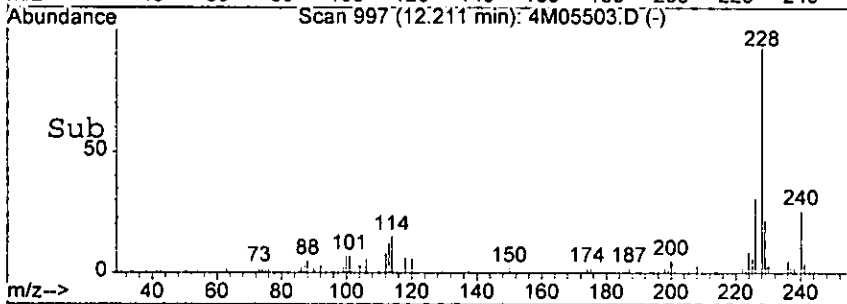
LS18



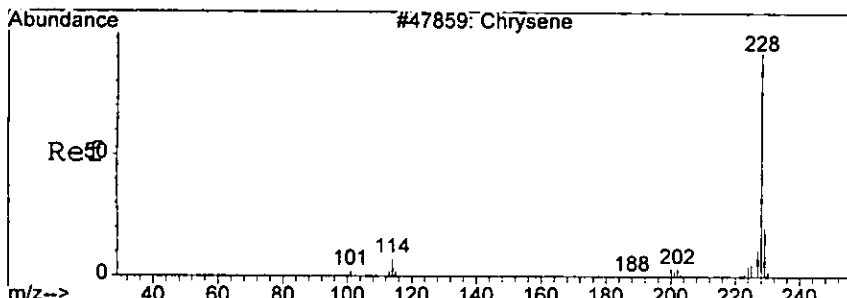
#78
 Benzo[a]anthracene
 Concen: 60.60 ng
 RT: 12.21 min Scan# 997
 Delta R.T. 0.02 min
 Lab File: 4M05503.D
 Acq: 10 Aug 2005 16:32



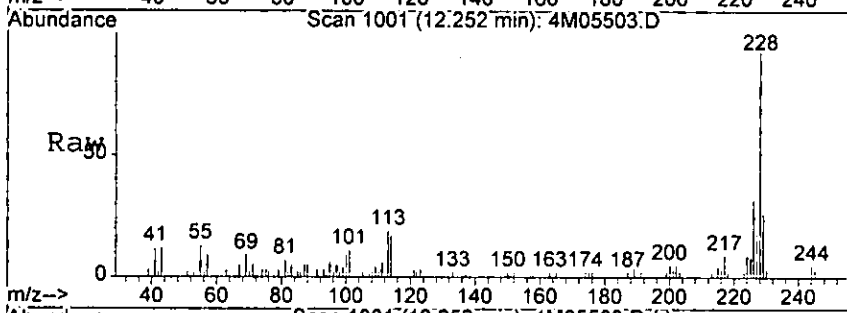
Tgt Ion	Resp	Lower	Upper
228	58723	100	
229	18.8	0.0	60.5
226	31.4	0.0	69.0



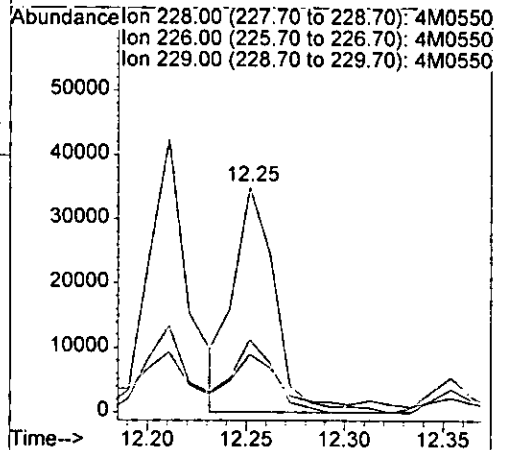
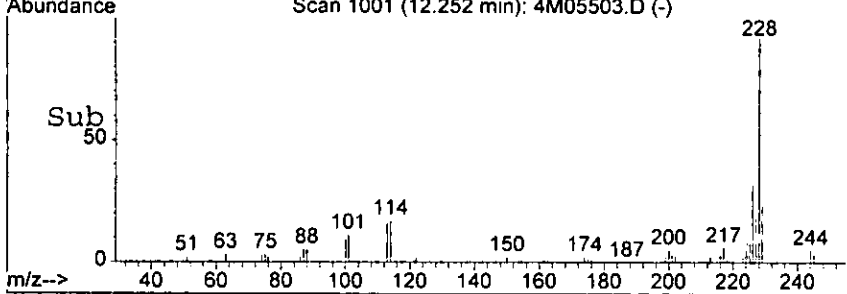
12/8/05



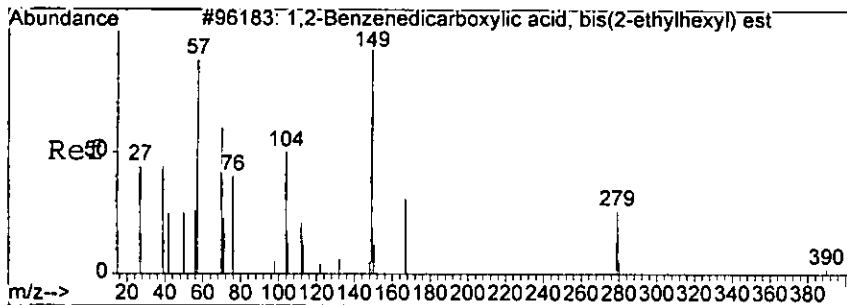
#79
 Chrysene
 Concen: 59.71 ng
 RT: 12.25 min Scan# 1001
 Delta R.T. 0.02 min
 Lab File: 4M05503.D
 Acq: 10 Aug 2005 16:32



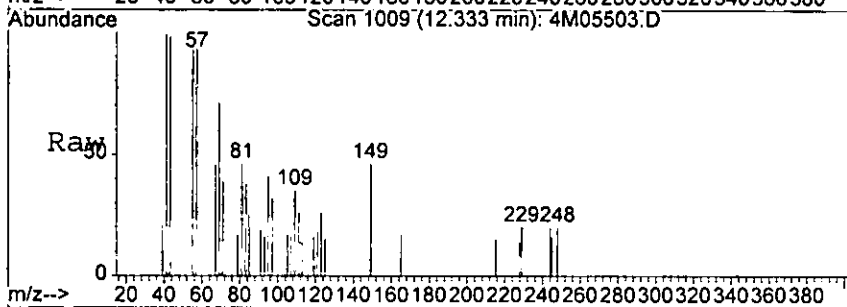
Tgt Ion	Ratio	Lower	Upper
228	100		
226	32.1	12.0	52.0
229	22.0	0.0	61.1



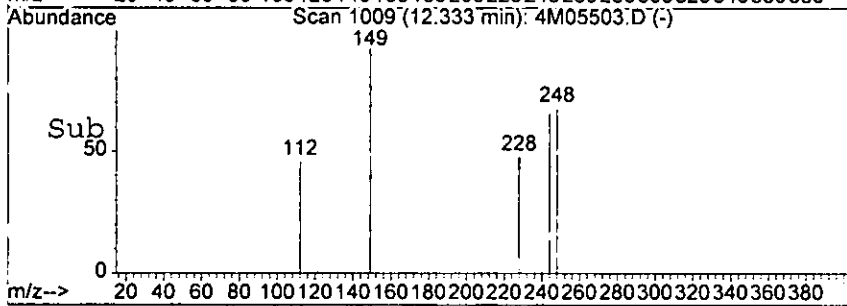
108187



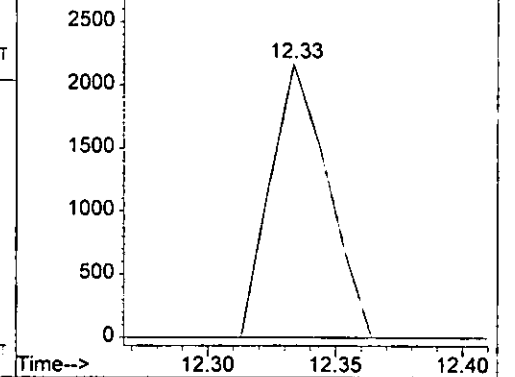
#80
 bis(2-Ethylhexyl)phthalate
 Concen: 3.52 ng
 RT: 12.33 min Scan# 1009
 Delta R.T. 0.01 min
 Lab File: 4M05503.D
 Acq: 10 Aug 2005 16:32



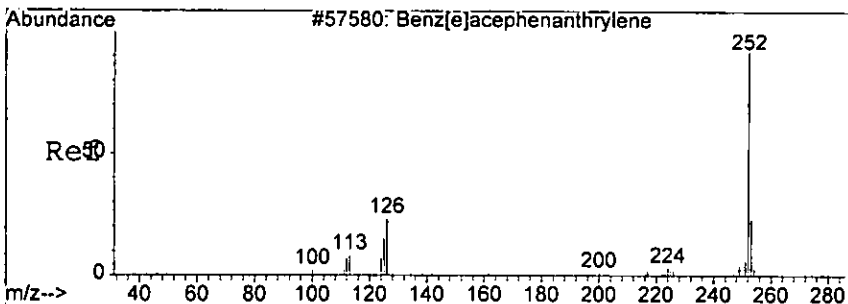
Tgt Ion	Resp	Lower	Upper
149	3360		
167	0.0	0.0	53.9
279	0.0	0.0	43.5



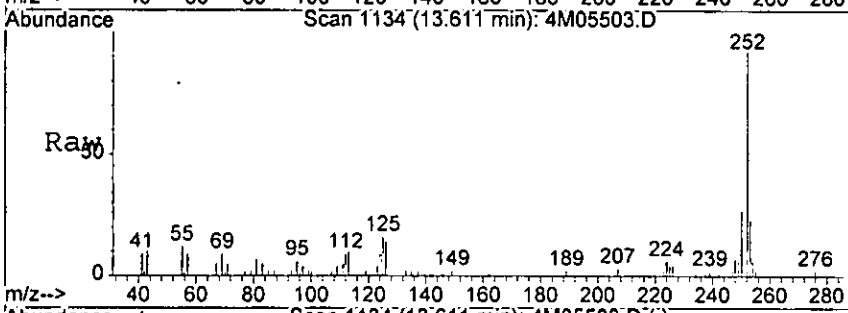
Abundance Ion 149.00 (148.70 to 149.70): 4M0550
 Ion 167.00 (166.70 to 167.70): 4M0550
 Ion 279.00 (278.70 to 279.70): 4M0550



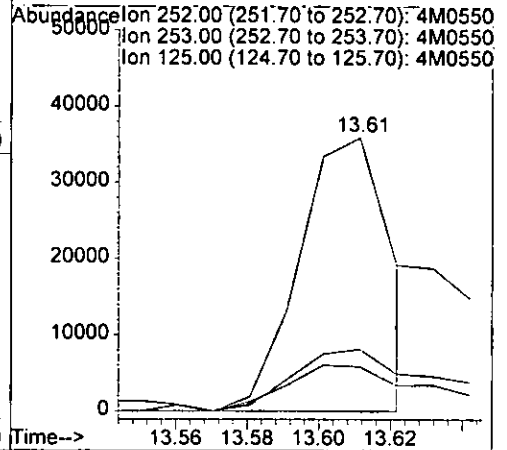
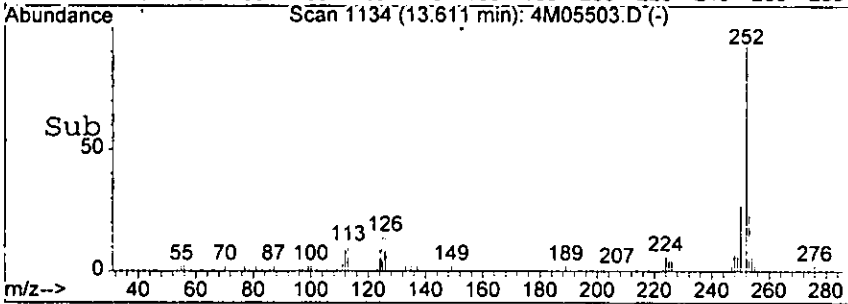
deger



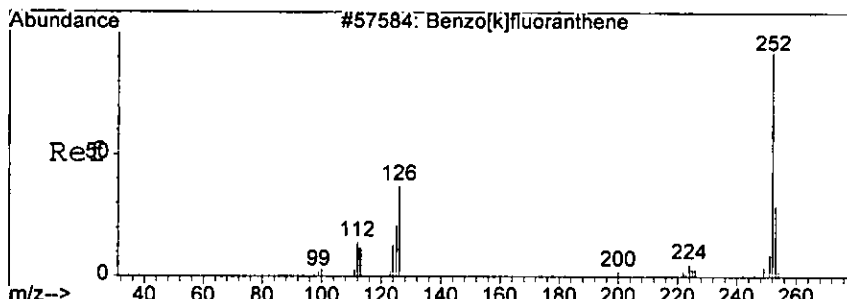
#83
 Benzo [b] fluoranthene
 Concen: 78.18 ng m
 RT: 13.61 min Scan# 1134
 Delta R.T. 0.03 min
 Lab File: 4M05503.D
 Acq: 10 Aug 2005 16:32



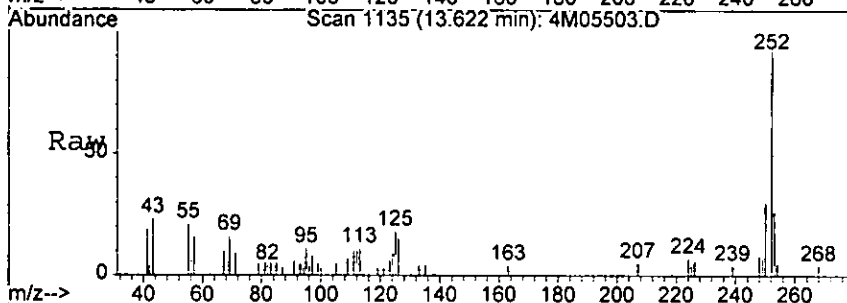
Tgt Ion	Resp	Lower	Upper
252	63494		
253	22.6	0.0	63.3
125	16.3	0.0	57.6



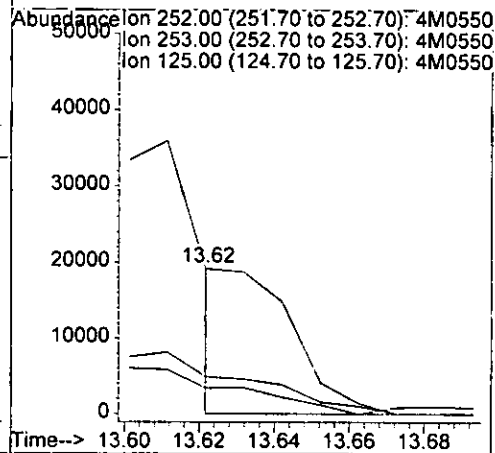
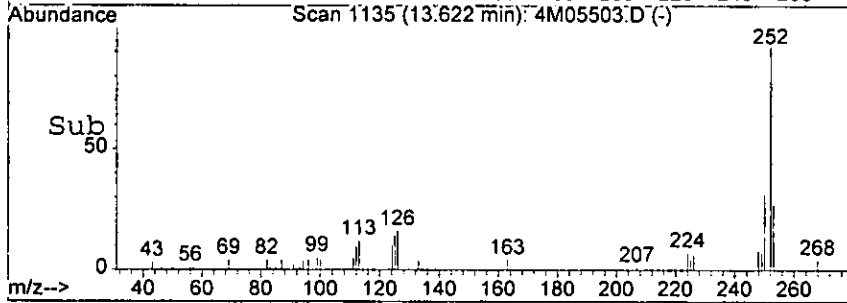
Handwritten signature



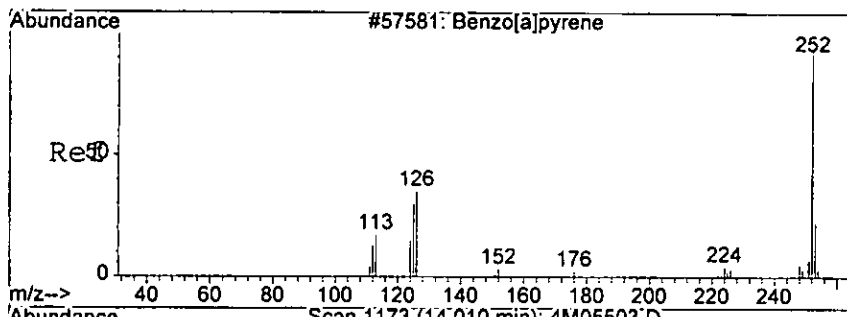
#84
 Benzo[k]fluoranthene
 Concen: 32.25 ng m
 RT: 13.62 min Scan# 1135
 Delta R.T. .0.01 min
 Lab File: 4M05503.D
 Acq: 10 Aug 2005 16:32



Tgt Ion	Resp	Lower	Upper
252	23950		
253	25.7	0.0	63.5
125	17.9	0.0	53.8



12/8/05

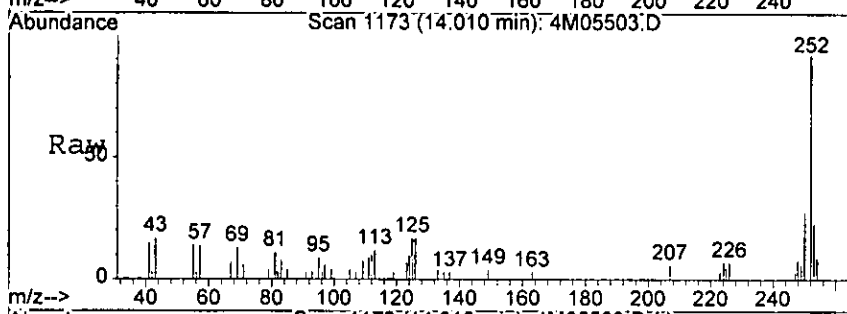


#85
 Benzo[a]pyrene
 Concen: 58.61 ng
 RT: 14.01 min Scan# 1173
 Delta R.T. 0.03 min
 Lab File: 4M05503.D
 Acq: 10 Aug 2005 16:32

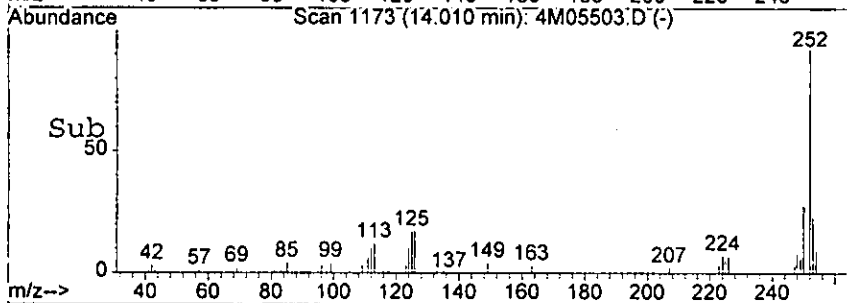
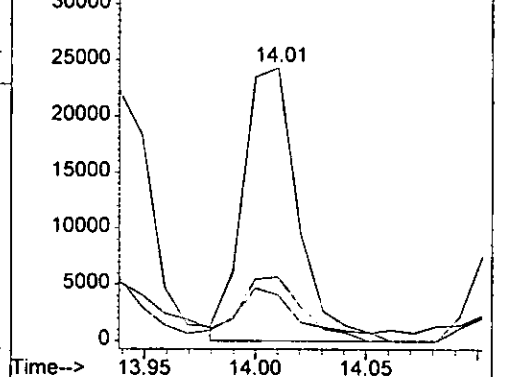
0550

Tgt Ion: 252 Resp: 41916

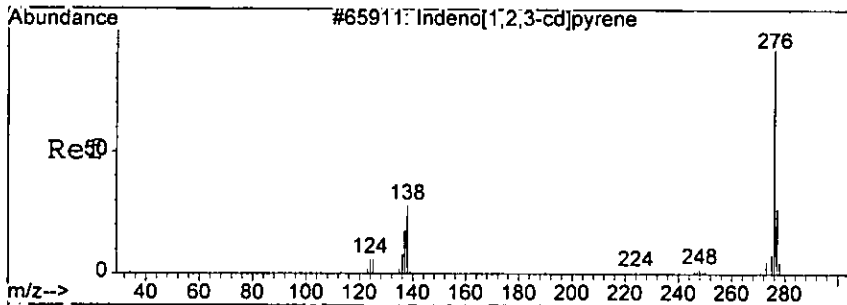
Ion	Ratio	Lower	Upper
252	100		
253	23.4	0.0	62.9
125	13.0	0.0	57.6



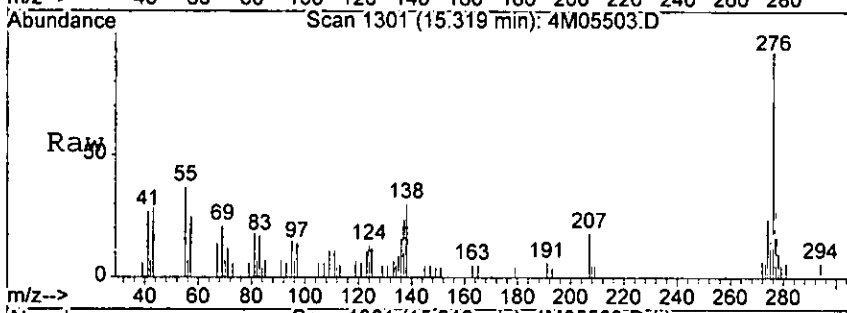
Abundance Ion 252.00 (251.70 to 252.70): 4M0550
 Ion 253.00 (252.70 to 253.70): 4M0550
 Ion 125.00 (124.70 to 125.70): 4M0550



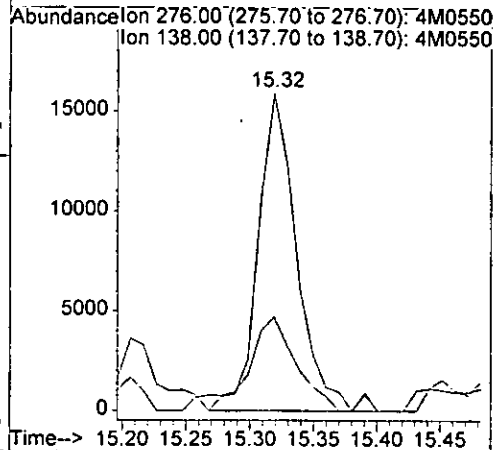
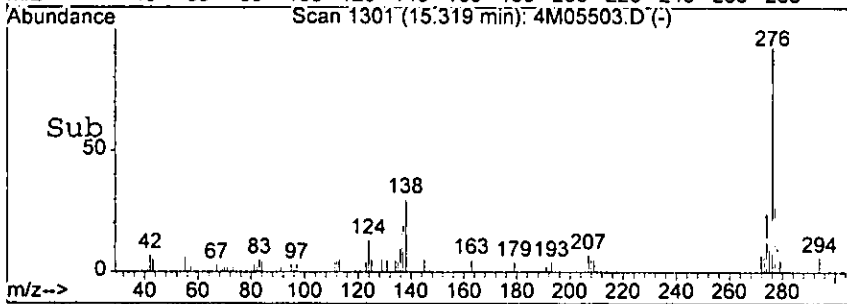
1818



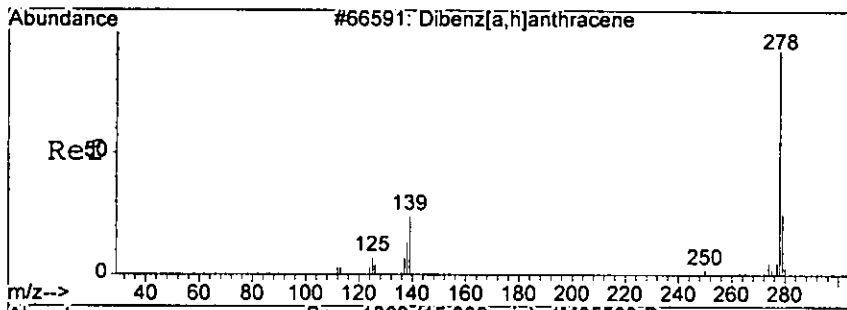
#86
 Indeno[1,2,3-cd]pyrene
 Concen: 41.60 ng
 RT: 15.32 min Scan# 1301
 Delta R.T. 0.03 min
 Lab File: 4M05503.D
 Acq: 10 Aug 2005 16:32



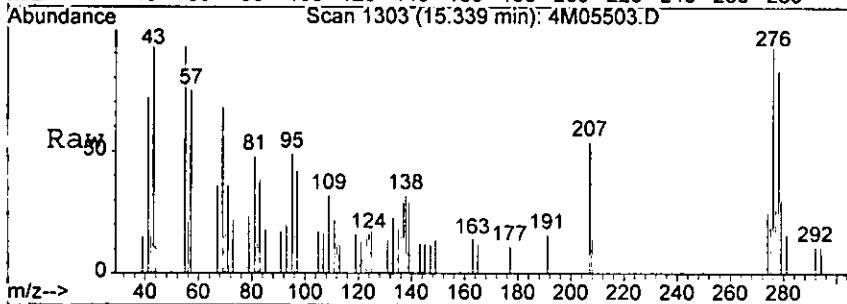
Tgt Ion: 276 Resp: 33540
 Ion Ratio Lower Upper
 276 100
 138 29.6 0.0 73.4



15.32

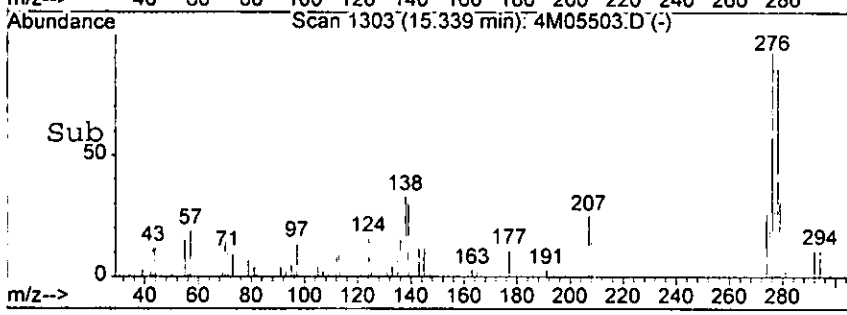


#87
 Dibenzo[a,h]anthracene
 Concen: 15.40 ng
 RT: 15.34 min Scan# 1303
 Delta R.T. 0.03 min
 Lab File: 4M05503.D
 Acq: 10 Aug 2005 16:32

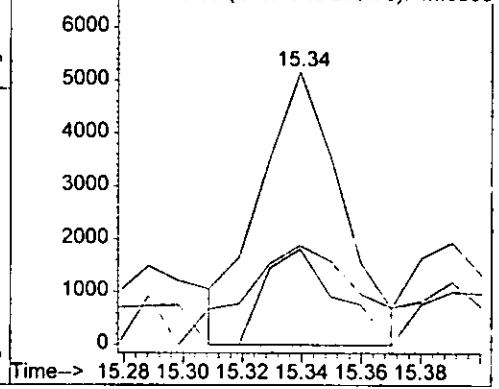


Tgt Ion: 278 Resp: 9907

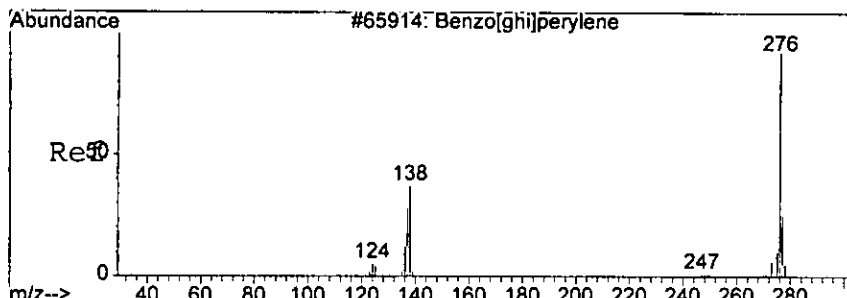
Ion	Ratio	Lower	Upper
278	100		
139	40.6	0.0	63.8
279	26.8	0.0	64.0



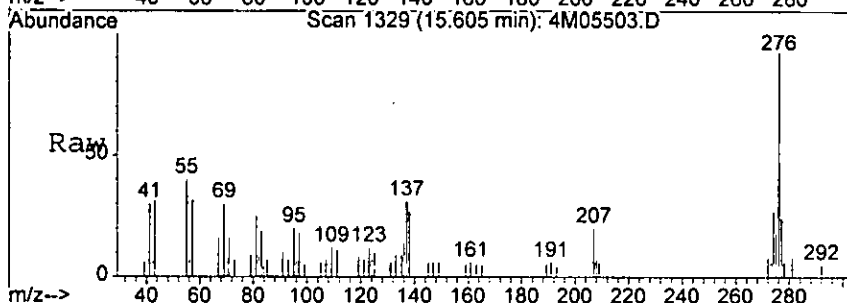
Abundance Ion 278.00 (277.70 to 278.70): 4M0550
 7000 Ion 139.00 (138.70 to 139.70): 4M0550
 Ion 279.00 (278.70 to 279.70): 4M0550



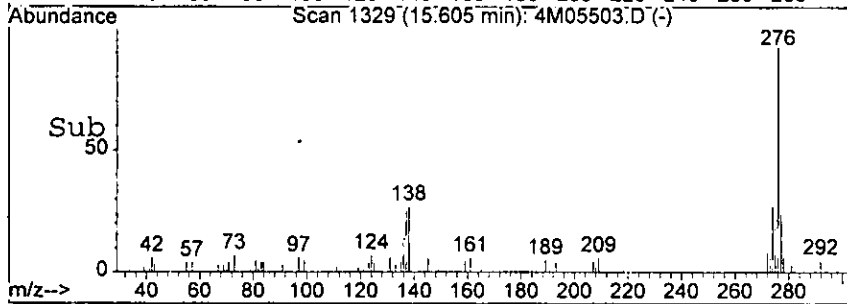
15.34



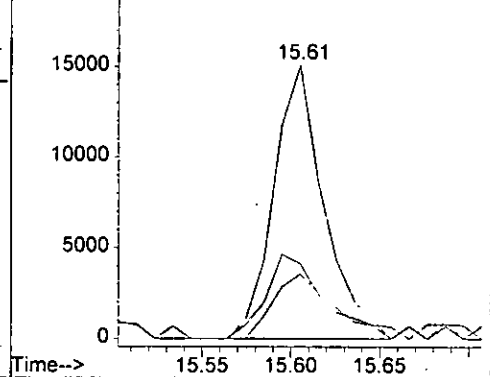
#88
 Benzo[g,h,i]perylene
 Concen: 43.73 ng
 RT: 15.61 min Scan# 1329
 Delta R.T. 0.04 min
 Lab File: 4M05503.D
 Acq: 10 Aug 2005 16:32



Tgt Ion	Resp	Lower	Upper
276	29536		
138	27.5	0.0	74.1
277	23.6	0.0	65.0



Abundance
 Ion 276.00 (275.70 to 276.70): 4M0550
 Ion 138.00 (137.70 to 138.70): 4M0550
 Ion 277.00 (276.70 to 277.70): 4M0550



Handwritten signature

Form1

ORGANICS SEMIVOLATILE REPORT

6559

Sample Number: AC18916-002(10X)
 Client Id: PCSB-50 (4)
 Data File: 5M10019.D
 Analysis Date: 08/12/05 16:17
 Date Rec/Extracted: 08/04/05-08/09/05

Matrix: Soil
 Initial Vol: 30g
 Final Vol: 1ml
 Dilution: 10
 Solids: 95

Units: mg/Kg

Cas #	Compound	RL	Conc	Cas #	Compound	RL	Conc
120-82-1	1,2,4-Trichlorobenzene	0.061	U	205-99-2	Benzo[b]fluoranthene	0.097	U
95-50-1	1,2-Dichlorobenzene	0.14	U	191-24-2	Benzo[g,h,i]perylene	0.050	U
122-66-7	1,2-Diphenylhydrazine	0.12	U	207-08-9	Benzo[k]fluoranthene	0.12	U
541-73-1	1,3-Dichlorobenzene	0.10	U	111-91-1	bis(2-Chloroethoxy)methan	0.082	U
106-46-7	1,4-Dichlorobenzene	0.062	U	111-44-4	bis(2-Chloroethyl)ether	0.16	U
95-95-4	2,4,5-Trichlorophenol	0.54	U	108-60-1	bis(2-chloroisopropyl)ether	0.073	U
88-06-2	2,4,6-Trichlorophenol	0.26	U	117-81-7	bis(2-Ethylhexyl)phthalate	0.22	U
120-83-2	2,4-Dichlorophenol	0.47	U	85-68-7	Butylbenzylphthalate	0.095	U
105-67-9	2,4-Dimethylphenol	0.30	U	86-74-8	Carbazole	0.067	U
51-28-5	2,4-Dinitrophenol	0.64	U	218-01-9	Chrysene	0.10	U
121-14-2	2,4-Dinitrotoluene	0.13	U	84-74-2	Di-n-butylphthalate	0.071	U
606-20-2	2,6-Dinitrotoluene	0.16	U	117-84-0	Di-n-octylphthalate	0.12	U
91-58-7	2-Chloronaphthalene	0.040	U	53-70-3	Dibenzo[a,h]anthracene	0.064	U
95-57-8	2-Chlorophenol	0.64	U	132-64-9	Dibenzofuran	0.45	U
91-57-6	2-Methylnaphthalene	0.60	14	84-66-2	Diethylphthalate	0.083	U
95-48-7	2-Methylphenol	1.3	U	131-11-3	Dimethylphthalate	0.060	U
88-74-4	2-Nitroaniline	0.45	U	206-44-0	Fluoranthene	0.058	0.41
88-75-5	2-Nitrophenol	0.43	U	86-73-7	Fluorene	0.084	3.0
106-44-5	3&4-Methylphenol	1.3	U	118-74-1	Hexachlorobenzene	0.14	U
91-94-1	3,3'-Dichlorobenzidine	0.62	U	87-68-3	Hexachlorobutadiene	0.086	U
99-09-2	3-Nitroaniline	0.88	U	77-47-4	Hexachlorocyclopentadiene	0.95	U
534-52-1	4,6-Dinitro-2-methylphenol	0.67	U	67-72-1	Hexachloroethane	0.12	U
101-55-3	4-Bromophenyl-phenylether	0.14	U	193-39-5	Indeno[1,2,3-cd]pyrene	0.059	U
59-50-7	4-Chloro-3-methylphenol	0.70	U	78-59-1	Isophorone	1.9	U
106-47-8	4-Chloroaniline	2.4	U	621-64-7	N-Nitroso-di-n-propylamine	0.11	U
7005-72-3	4-Chlorophenyl-phenylether	0.099	U	62-75-9	N-Nitrosodimethylamine	3.9	U
100-01-6	4-Nitroaniline	0.52	U	86-30-6	n-Nitrosodiphenylamine	0.096	U
100-02-7	4-Nitrophenol	0.50	U	91-20-3	Naphthalene	0.034	U
83-32-9	Acenaphthene	0.058	2.7	98-95-3	Nitrobenzene	0.099	U
208-96-8	Acenaphthylene	0.053	U	87-86-5	Pentachlorophenol	0.34	U
120-12-7	Anthracene	0.069	1.1	85-01-8	Phenanthrene	0.078	6.8
92-87-5	Benzidine	3.6	U	108-95-2	Phenol	0.58	U
56-55-3	Benzo[a]anthracene	0.049	U	129-00-0	Pyrene	0.080	0.81
50-32-8	Benzo[a]pyrene	0.058	U				

Worksheet #: 18415

Total Target Concentration 28.82

U - Indicates the compound was analyzed but not detected.
 B - Indicates the analyte was found in the blank as well as in the sample.
 E - Indicates the analyte concentration exceeds the calibration range of the instrument.

R - Retention Time Out
 J - Indicates an estimated value when a compound is detected at less than the specified detection limit.

Data File : G:\GcmsData\2005\Gcms_5\Data\08-12-05\5M10019.D Vial: 238
 Acq On : 12 Aug 2005 16:17 Operator: AHD
 Sample : AC18916-002(10X) Inst : GCMS
 Misc : S,BNA:10 Multiplr: 1.00
 MS Integration Params: RTEINT.P
 Quant Time: Aug 18 12:46 2005 Quant Results File: 5M_0812.RES

Quant Method : G:\GCMSDATA\2005\GCMS_5\METHODS\5M_0812.M (RTE Integrator)
 Title : @GCMS_5,mg,625,8270
 Last Update : Fri Aug 12 11:21:41 2005
 Response via : Initial Calibration
 DataAcq Meth : 5M_RUN5

Internal Standards	R.T.	QIon	Response	Conc	Units	Dev(Min)
1) 1,4-Dichlorobenzene-d4	5.05	152	29675	40.00	ng	0.00
20) Naphthalene-d8	6.09	136	104503	40.00	ng	0.00
36) Acenaphthene-d10	7.42	164	58770	40.00	ng	0.00
61) Phenanthrene-d10	8.78	188	109372	40.00	ng	0.00
77) Chrysene-d12	11.74	240	98291	40.00	ng	0.00
88) Perylene-d12	13.33	264	78121	40.00	ng	0.00
System Monitoring Compounds						
4) 2-Fluorophenol	3.71	112	14115	13.48	ng	0.00
Spiked Amount	200.000		Recovery	=	6.74%	
8) Phenol-d5	4.75	99	19639	14.09	ng	0.00
Spiked Amount	200.000		Recovery	=	7.05%	
21) Nitrobenzene-d5	5.53	128	4485	9.75	ng	0.00
Spiked Amount	100.000		Recovery	=	9.75%	
41) 2-Fluorobiphenyl	6.90	172	15719	8.33	ng	0.00
Spiked Amount	100.000		Recovery	=	8.33%	
64) 2,4,6-Tribromophenol	8.11	330	3429	15.40	ng	0.00
Spiked Amount	200.000		Recovery	=	7.70%	
80) Terphenyl-d14	10.55	244	17859	8.01	ng	0.00
Spiked Amount	100.000		Recovery	=	8.01%	
Target Compounds						
34) 2-Methylnaphthalene	6.70	142	71594	38.88	ng	96
50) Acenaphthene	7.45	153	13183	7.78	ng	95
57) Fluorene	7.89	166	16718	8.54	ng	95
70) Phenanthrene	8.81	178	62341	19.52	ng	99
71) Anthracene	8.85	178	9798m	3.03	ng	
76) Fluoranthene	10.08	202	4174	1.18	ng	71
78) Pyrene	10.33	202	8576	2.32	ng	93

Handwritten signature

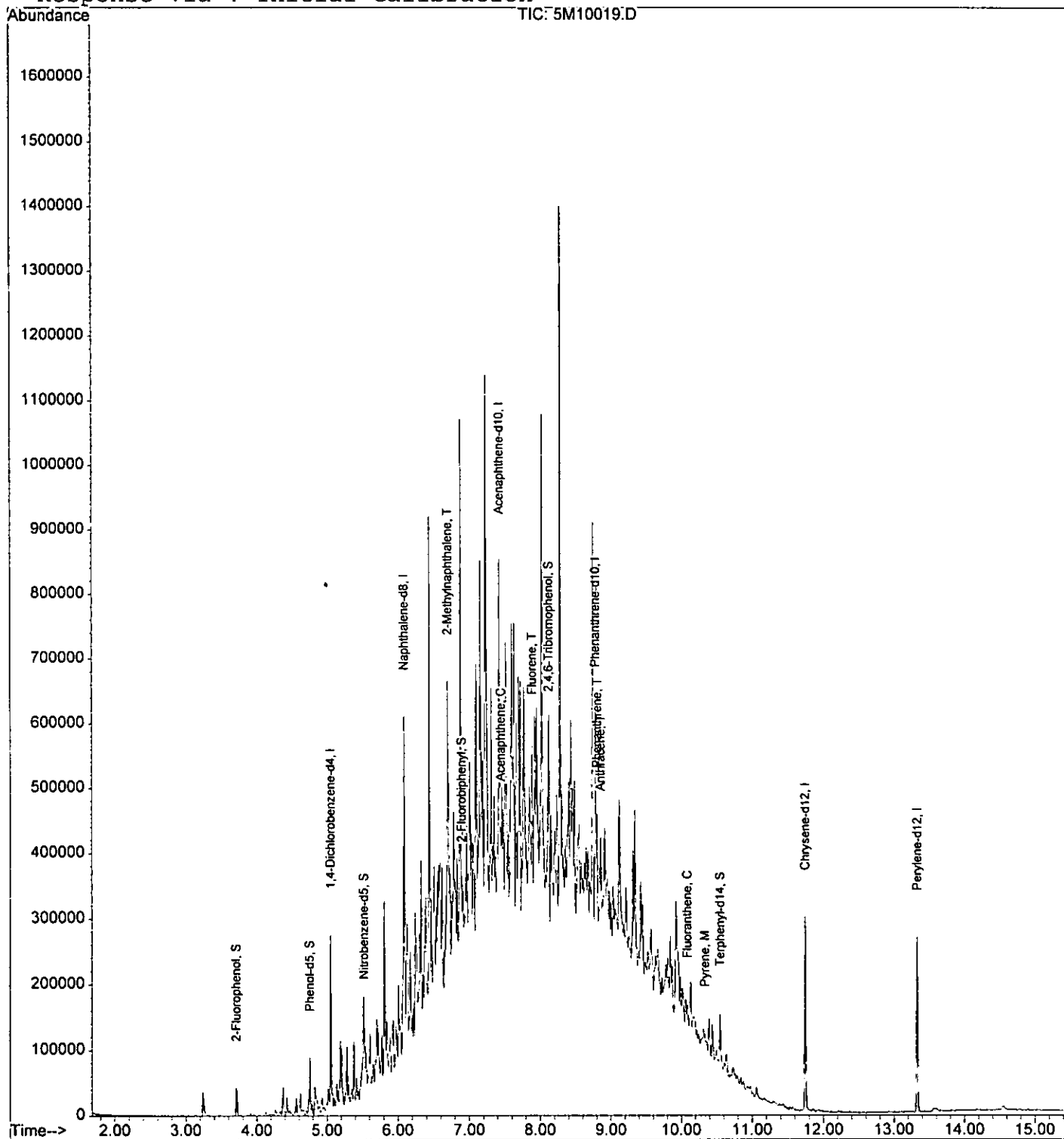
(#) = qualifier out of range (m) = manual integration

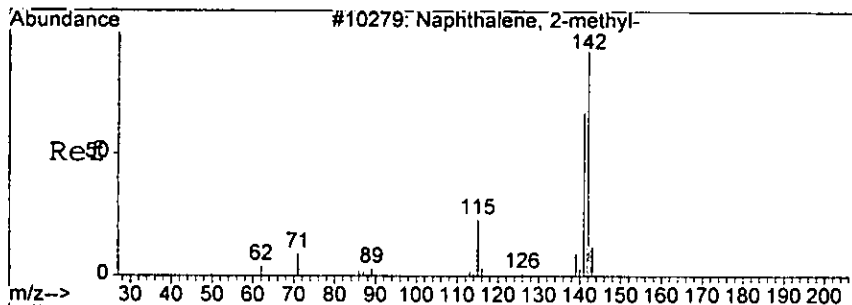
Quantitation Report

Data File : G:\GcMsData\2005\Gcms_5\Data\08-12-05\5M10019.D Vial: 2
Acq On : 12 Aug 2005 16:17 Operator: AHD
Sample : AC18916-002(10X) Inst : GCMS
Misc : S,BNA:10 Multiplr: 1.00
MS Integration Params: RTEINT.P
Quant Time: Aug 18 12:46 2005

Quant Results File: 5M_0812.RES

Method : G:\GCMSDATA\2005\GCMS_5\METHODS\5M_0812.M (RTE Integrator)
Title : @GCMS_5,mg,625,8270
Last Update : Fri Aug 12 11:21:41 2005
Response via : Initial Calibration

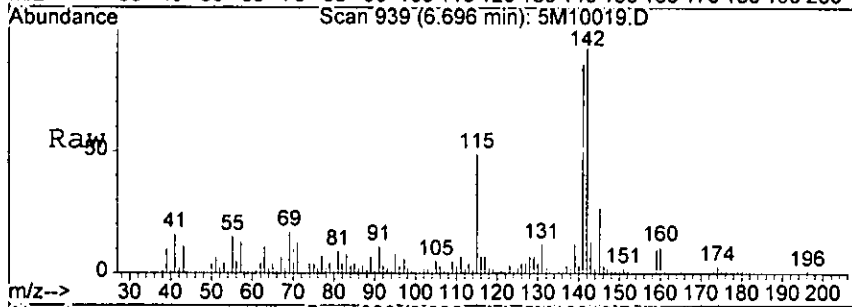




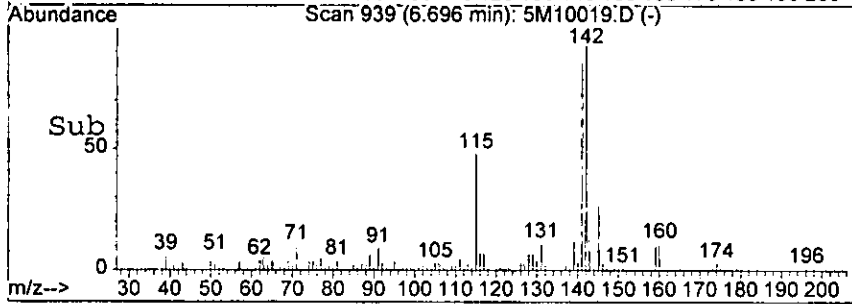
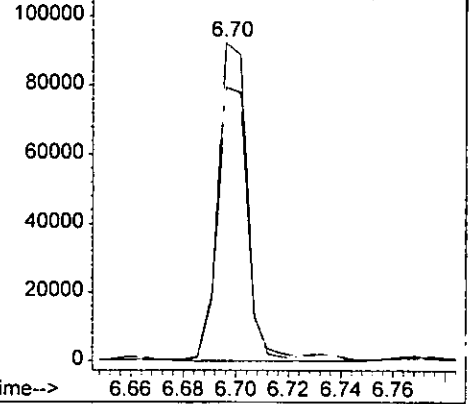
#34
 2-Methylnaphthalene
 Concen: 38.88 ng
 RT: 6.70 min Scan# 999
 Delta R.T. 0.07 min
 Lab File: 5M10019.D
 Acq: 12 Aug 2005 16:17

05655

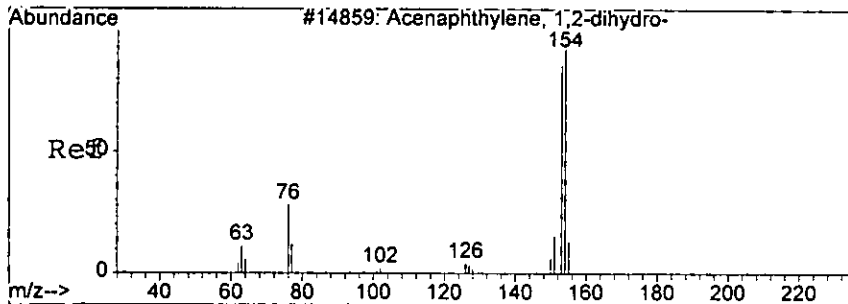
Tgt Ion: 142 Resp: 71594
 Ion Ratio Lower Upper
 142 100
 141 85.4 42.0 122.0



Abundance Ion 142.00 (141.70 to 142.70): 5M10019.D
 Ion 141.00 (140.70 to 141.70): 5M10019.D

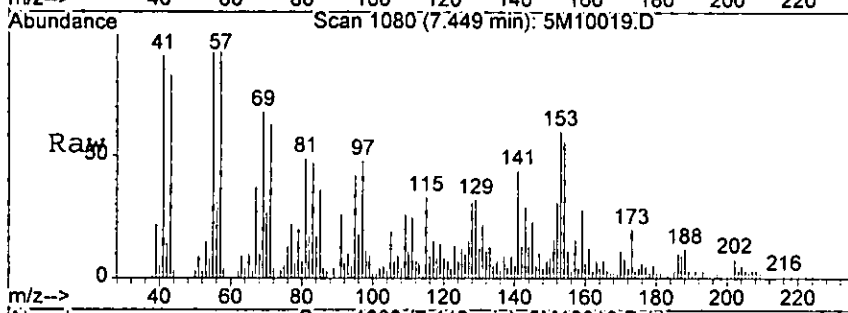


18/8/05

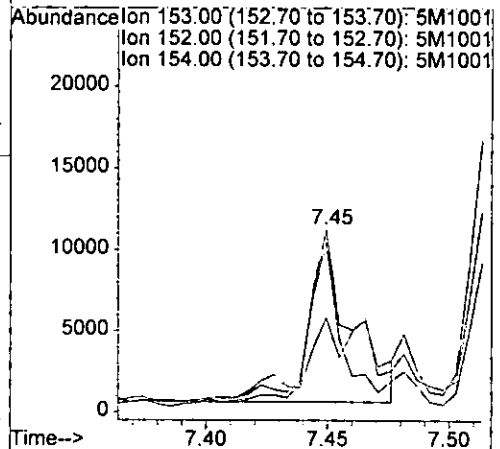
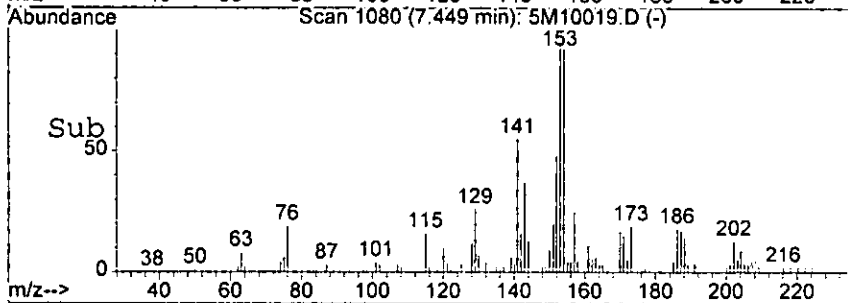


#50
 Acenaphthene
 Concen: 7.78 ng
 RT: 7.45 min Scan# 1080
 Delta R.T. -0.00 min
 Lab File: 5M10019.D
 Acq: 12 Aug 2005 16:17

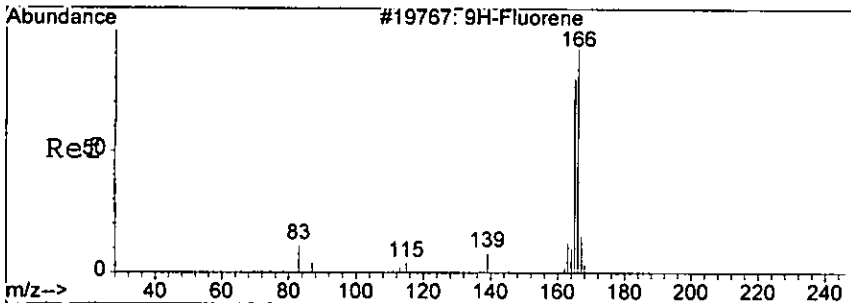
0550



Tgt Ion	Resp	Lower	Upper
153	13183	100	
152	47.0	5.1	85.1
154	91.4	57.6	137.6

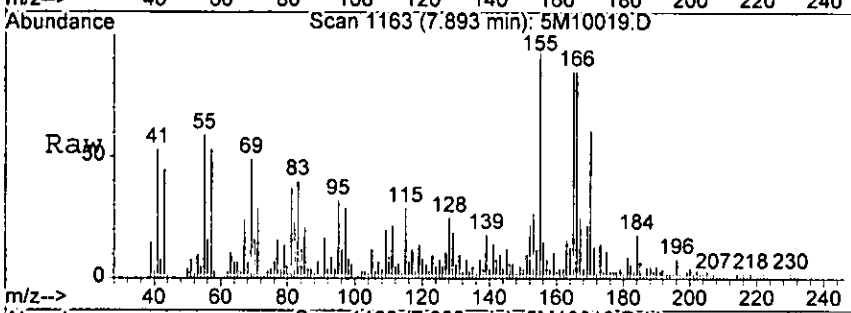


Later



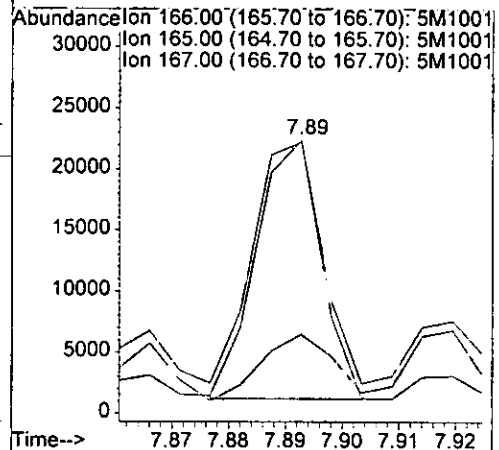
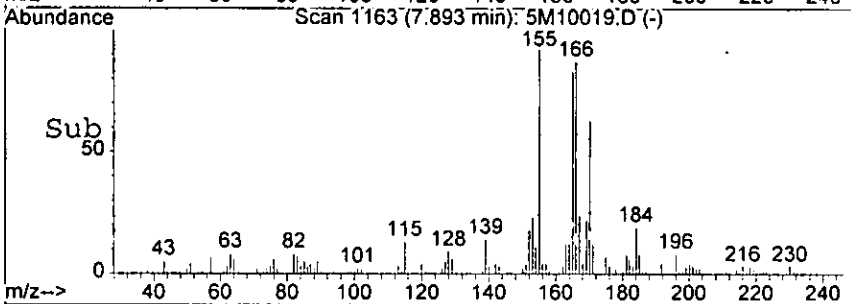
#57
 Fluorene
 Concen: 8.54 ng
 RT: 7.89 min Scan# 1163
 Delta R.T. 0.01 min
 Lab File: 5M10019.D
 Acq: 12 Aug 2005 16:17

056

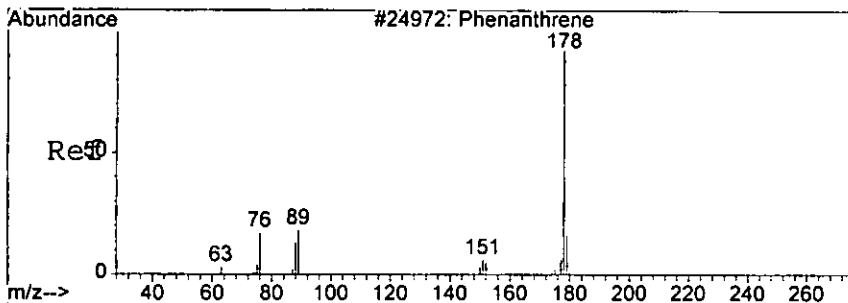


Tgt Ion: 166 Resp: 16718

Ion	Ratio	Lower	Upper
166	100		
165	93.2	52.1	132.1
167	25.5	0.0	53.7

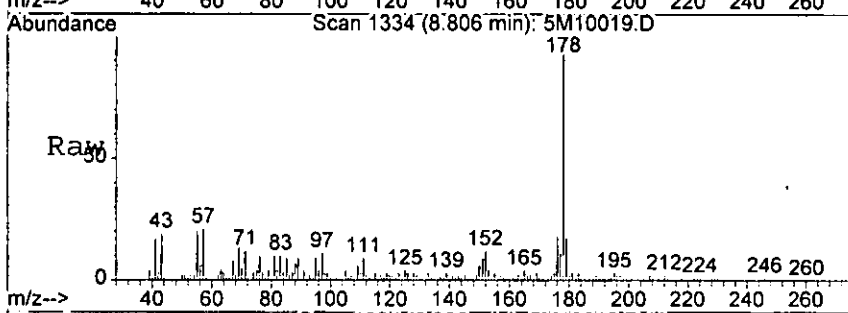


Handwritten signature



#70
 Phenanthrene
 Concen: 19.52 ng
 RT: 8.81 min Scan# 1334
 Delta R.T. 0.01 min
 Lab File: 5M10019.D
 Acq: 12 Aug 2005 16:17

Tgt Ion	Resp	Lower	Upper
178	62341	100	
179	14.8	0.0	54.9
176	18.1	0.0	57.7

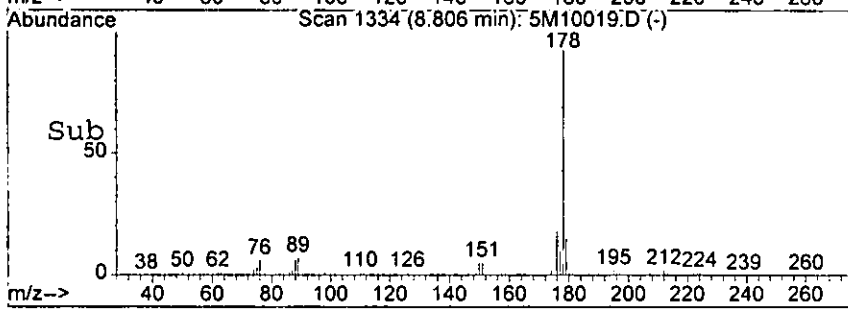
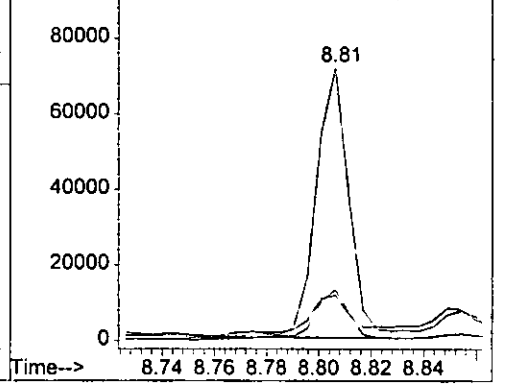


Abundance vs Time-->

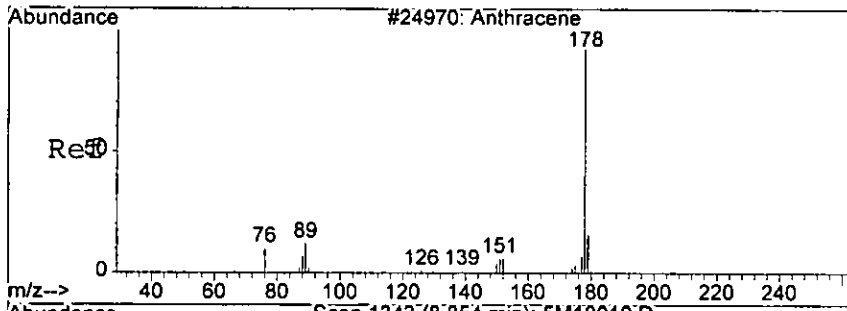
Ion 178.00 (177.70 to 178.70): 5M10019.D

Ion 179.00 (178.70 to 179.70): 5M10019.D

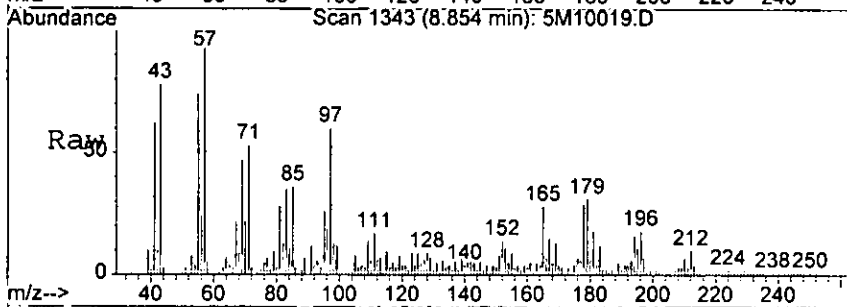
Ion 176.00 (175.70 to 176.70): 5M10019.D



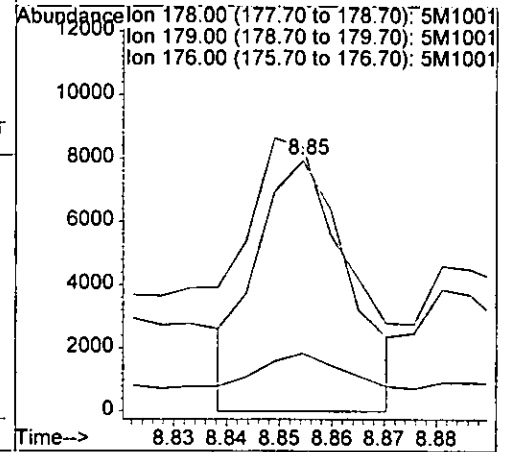
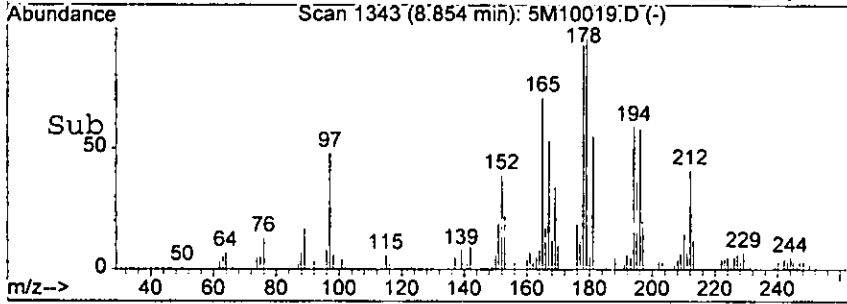
LMR



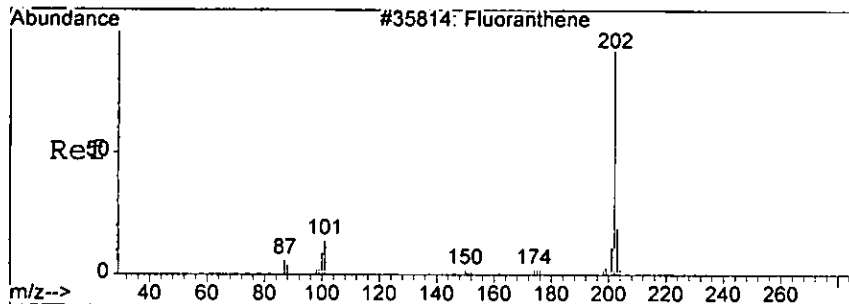
#71
 Anthracene
 Concen: 3.03 ng m
 RT: 8.85 min Scan# 1343
 Delta R.T. -0.00 min
 Lab File: 5M10019.D
 Acq: 12 Aug 2005 16:17



Tgt Ion	Resp	Lower	Upper
178	9798		
179	105.2	0.0	54.3#
176	23.2	0.0	57.7



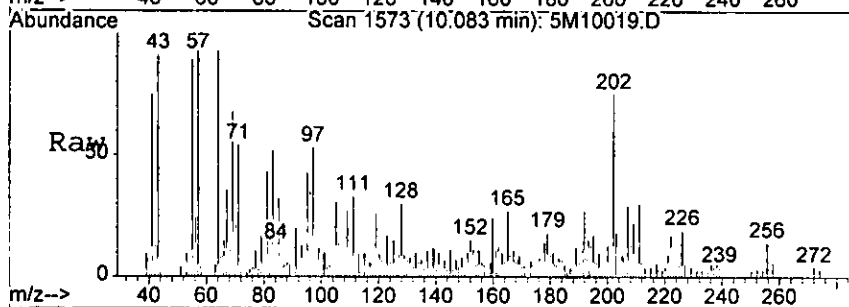
178



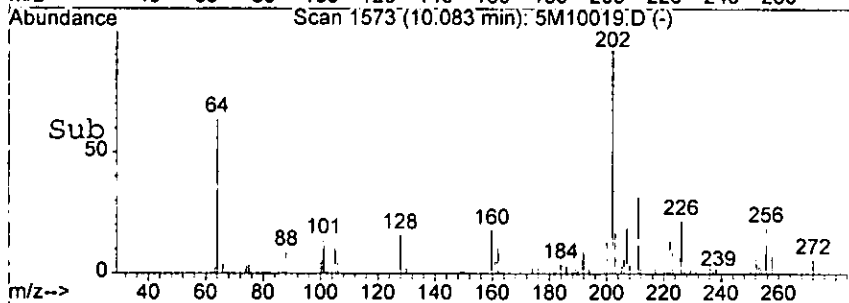
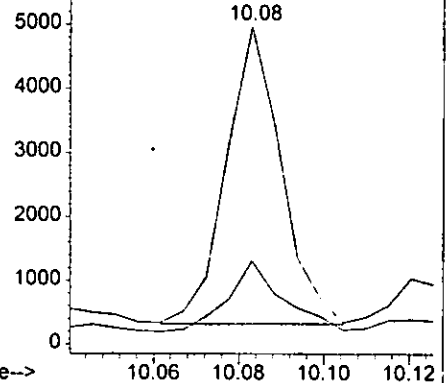
#76
 Fluoranthene
 Concen: 1.18 ng
 RT: 10.08 min Scan# 1573
 Delta R.T. -0.00 min
 Lab File: 5M10019.D
 Acq: 12 Aug 2005 16:17

950

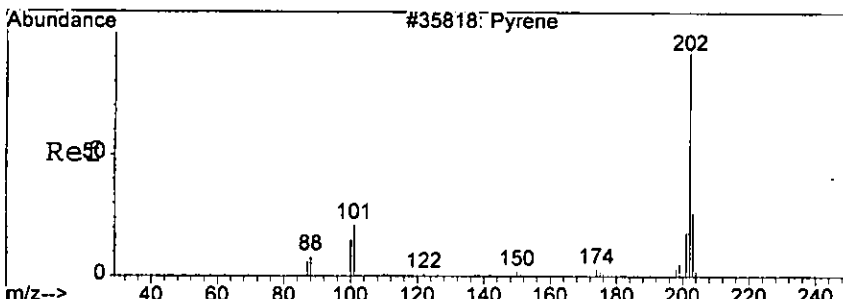
Tgt Ion: 202 Resp: 4174
 Ion Ratio Lower Upper
 202 100
 101 23.9 0.0 52.5



Abundance Ion 202.00 (201.70 to 202.70): 5M10019.D
 Ion 101.00 (100.70 to 101.70): 5M10019.D



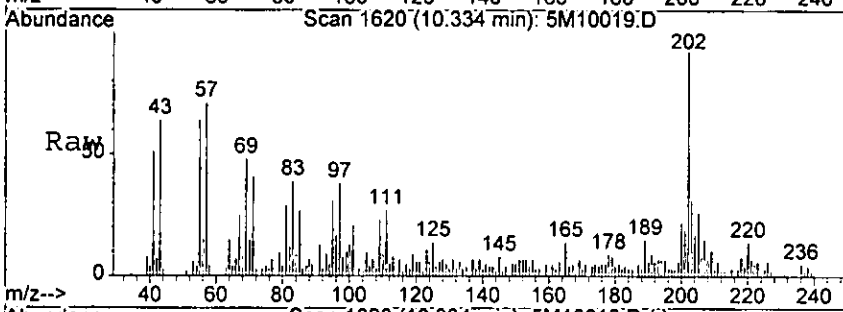
Handwritten signature



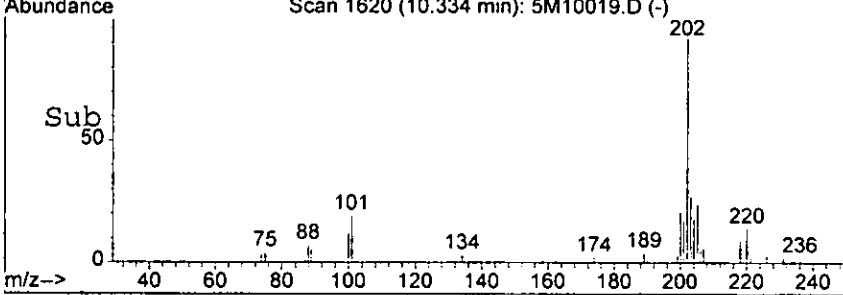
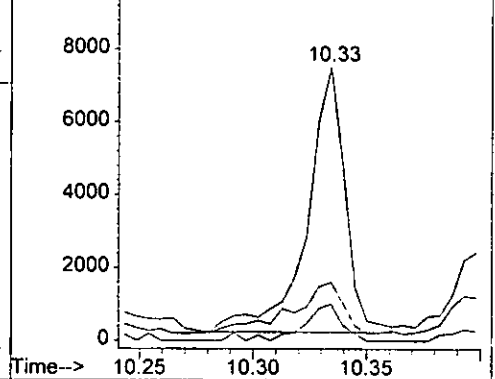
#78
 Pyrene
 Concen: 2.32 ng
 RT: 10.33 min Scan# 1620
 Delta R.T. -0.00 min
 Lab File: 5M10019.D
 Acq: 12 Aug 2005 16:17

0563

Tgt Ion	Ratio	Lower	Upper
202	100		
101	18.9	0.0	55.5
100	13.8	0.0	52.1



Abundance
 Ion 202.00 (201.70 to 202.70): 5M10019.D
 Ion 101.00 (100.70 to 101.70): 5M10019.D
 Ion 100.00 (99.70 to 100.70): 5M10019.D



Handwritten: L8181

Form1

ORGANICS SEMIVOLATILE REPORT

0569

Sample Number: AC18916-003
 Client Id: PCSB-50 (12.5)
 Data File: 5M09932.D
 Analysis Date: 08/10/05 14:34
 Date Rec/Extracted: 08/04/05-08/09/05

Matrix: Soil
 Initial Vol: 30g
 Final Vol: 1ml
 Dilution: 1
 Solids: 68

Units: mg/Kg

Cas #	Compound	RL	Conc	Cas #	Compound	RL	Conc
120-82-1	1,2,4-Trichlorobenzene	0.0086	U	205-99-2	Benzo[b]fluoranthene	0.014	U
95-50-1	1,2-Dichlorobenzene	0.020	U	191-24-2	Benzo[g,h,i]perylene	0.0070	U
122-66-7	1,2-Diphenylhydrazine	0.016	U	207-08-9	Benzo[k]fluoranthene	0.017	U
541-73-1	1,3-Dichlorobenzene	0.014	U	111-91-1	bis(2-Chloroethoxy)methan	0.011	U
106-46-7	1,4-Dichlorobenzene	0.0086	U	111-44-4	bis(2-Chloroethyl)ether	0.022	U
95-95-4	2,4,5-Trichlorophenol	0.076	U	108-60-1	bis(2-chloroisopropyl)ether	0.010	U
88-06-2	2,4,6-Trichlorophenol	0.037	U	117-81-7	bis(2-Ethylhexyl)phthalate	0.031	U
120-83-2	2,4-Dichlorophenol	0.065	U	85-68-7	Butylbenzylphthalate	0.013	U
105-67-9	2,4-Dimethylphenol	0.041	U	86-74-8	Carbazole	0.0094	U
51-28-5	2,4-Dinitrophenol	0.090	U	218-01-9	Chrysene	0.014	U
121-14-2	2,4-Dinitrotoluene	0.018	U	84-74-2	Di-n-butylphthalate	0.0099	U
606-20-2	2,6-Dinitrotoluene	0.022	U	117-84-0	Di-n-octylphthalate	0.017	U
91-58-7	2-Chloronaphthalene	0.0056	U	53-70-3	Dibenzo[a,h]anthracene	0.0090	U
95-57-8	2-Chlorophenol	0.090	U	132-64-9	Dibenzofuran	0.063	U
91-57-6	2-Methylnaphthalene	0.084	U	84-66-2	Diethylphthalate	0.012	U
95-48-7	2-Methylphenol	0.18	U	131-11-3	Dimethylphthalate	0.0085	U
88-74-4	2-Nitroaniline	0.063	U	206-44-0	Fluoranthene	0.0081	U
88-75-5	2-Nitrophenol	0.060	U	86-73-7	Fluorene	0.012	U
106-44-5	3&4-Methylphenol	0.18	U	118-74-1	Hexachlorobenzene	0.020	U
91-94-1	3,3'-Dichlorobenzidine	0.086	U	87-68-3	Hexachlorobutadiene	0.012	U
99-09-2	3-Nitroaniline	0.12	U	77-47-4	Hexachlorocyclopentadiene	0.13	U
534-52-1	4,6-Dinitro-2-methylphenol	0.093	U	67-72-1	Hexachloroethane	0.017	U
101-55-3	4-Bromophenyl-phenylether	0.020	U	193-39-5	Indeno[1,2,3-cd]pyrene	0.0083	U
59-50-7	4-Chloro-3-methylphenol	0.098	U	78-59-1	Isophorone	0.26	U
106-47-8	4-Chloroaniline	0.33	U	621-64-7	N-Nitroso-di-n-propylamine	0.016	U
7005-72-3	4-Chlorophenyl-phenylether	0.014	U	62-75-9	N-Nitrosodimethylamine	0.54	U
100-01-6	4-Nitroaniline	0.073	U	86-30-6	n-Nitrosodiphenylamine	0.013	U
100-02-7	4-Nitrophenol	0.069	U	91-20-3	Naphthalene	0.0048	U
83-32-9	Acenaphthene	0.0081	U	98-95-3	Nitrobenzene	0.014	U
208-96-8	Acenaphthylene	0.0074	U	87-86-5	Pentachlorophenol	0.047	U
120-12-7	Anthracene	0.0097	U	85-01-8	Phenanthrene	0.011	U
92-87-5	Benzidine	0.51	U	108-95-2	Phenol	0.081	U
56-55-3	Benzo[a]anthracene	0.0068	U	129-00-0	Pyrene	0.011	U
50-32-8	Benzo[a]pyrene	0.0081	0.38				

Worksheet #: 18415

Total Target Concentration 0.38

U - Indicates the compound was analyzed but not detected.
 B - Indicates the analyte was found in the blank as well as in the sample.
 E - Indicates the analyte concentration exceeds the calibration range of the instrument.

R - Retention Time Out
 J - Indicates an estimated value when a compound is detected at less than the specified detection limit.

Data File : G:\GcMsData\2005\Gcms_5\Data\08-10-05\5M09932.D Vial: 220
 Acq On : 10 Aug 2005 14:34 Operator: AHD
 Sample : AC18916-003 Inst : GCMS
 Misc : S,BNA Multiplr: 1.00

MS Integration Params: RTEINT.P

Quant Time: Aug 18 12:46 2005

Quant Results File: 5M_0722.RES

Quant Method : G:\GCMSDATA\2005\GCMS_5\METHODS\5M_0722.M (RTE Integrator)
 Title : @GCMS_5,mg,625,8270
 Last Update : Fri Jul 22 11:58:10 2005
 Response via : Initial Calibration
 DataAcq Meth : 5M_RUN5

Internal Standards	R.T.	QIon	Response	Conc	Units	Dev (Min)
1) 1,4-Dichlorobenzene-d4	5.08	152	32419	40.00	ng	-0.17
20) Naphthalene-d8	6.12	136	121500	40.00	ng	-0.16
36) Acenaphthene-d10	7.45	164	66085	40.00	ng	-0.19
61) Phenanthrene-d10	8.81	188	108527	40.00	ng	-0.22
77) Chrysene-d12	11.78	240	79518	40.00	ng	-0.26
88) Perylene-d12	13.37	264	68716	40.00	ng	-0.25
System Monitoring Compounds						
4) 2-Fluorophenol	3.75	112	151179	138.45	ng	-0.21
Spiked Amount	200.000		Recovery	=	69.22%	
8) Phenol-d5	4.78	99	197872	123.93	ng	-0.17
Spiked Amount	200.000		Recovery	=	61.97%	
21) Nitrobenzene-d5	5.55	128	38256	71.91	ng	-0.17
Spiked Amount	100.000		Recovery	=	71.91%	
41) 2-Fluorobiphenyl	6.92	172	162990	78.90	ng	-0.17
Spiked Amount	100.000		Recovery	=	78.90%	
64) 2,4,6-Tribromophenol	8.14	330	36469	157.01	ng	-0.21
Spiked Amount	200.000		Recovery	=	78.51%	
80) Terphenyl-d14	10.58	244	149726	79.70	ng	-0.23
Spiked Amount	100.000		Recovery	=	79.70%	
Target Compounds						
92) Benzo[a]pyrene	13.39	252	19993	7.83	ng	Qvalue 94

10/18

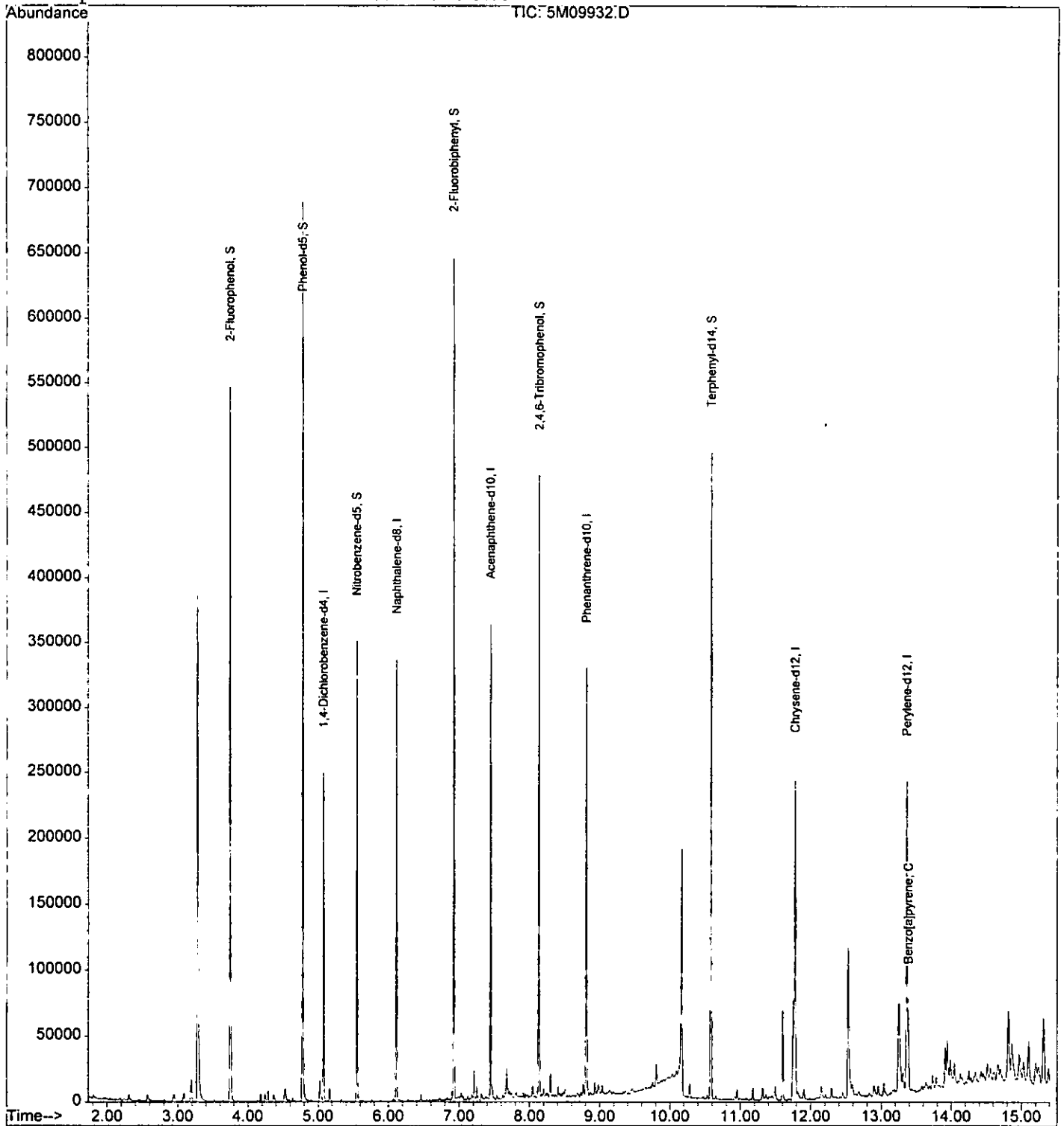
(#) = qualifier out of range (m) = manual integration

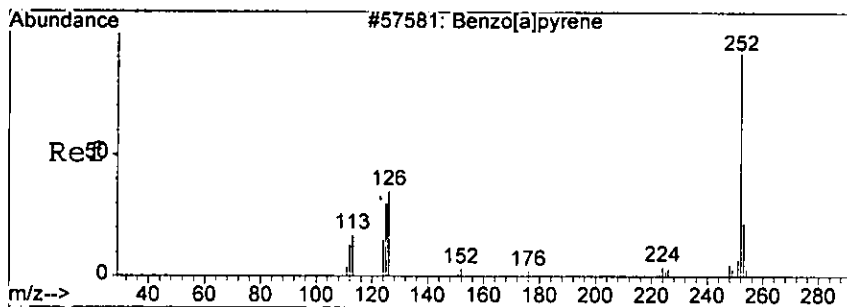
Quantitation Report

Data File : G:\GcMsData\2005\Gcms_5\Data\08-10-05\5M09932.D Vial: 22
Acq On : 10 Aug 2005 14:34 Operator: AHD
Sample : AC18916-003 Inst : GCMS
Misc : S,BNA Multiplr: 1.00
MS Integration Params: RTEINT.P
Quant Time: Aug 18 12:46 2005

Quant Results File: 5M_0722.RES

Method : G:\GCMSDATA\2005\GCMS_5\METHODS\5M_0722.M (RTE Integrator)
Title : @GCMS_5,mg,625,8270
Last Update : Fri Jul 22 11:19:45 2005
Response via : Initial Calibration

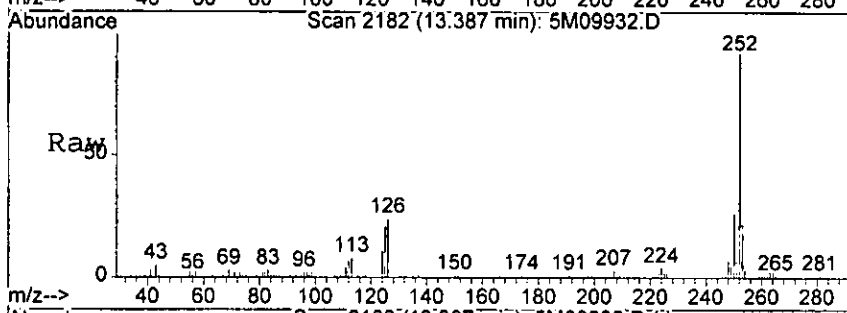




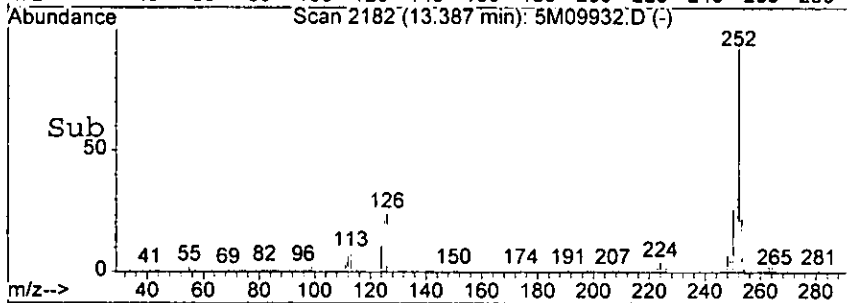
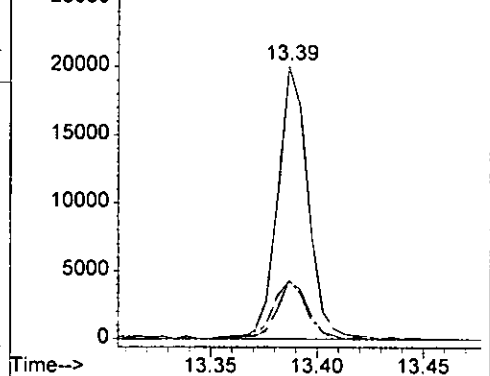
#92
 Benzo[a]pyrene
 Concen: 7.83 ng
 RT: 13.39 min Scan# 2182
 Delta R.T. -0.18 min
 Lab File: 5M09932.D
 Acq: 10 Aug 2005 14:34

05718

Tgt Ion	Resp	Lower	Upper
252	19993		
253	21.5	0.0	61.5
125	21.4	0.0	56.0



Abundance
 Ion 252.00 (251.70 to 252.70): 5M0993
 Ion 253.00 (252.70 to 253.70): 5M0993
 Ion 125.00 (124.70 to 125.70): 5M0993



12818

Form1
ORGANICS SEMIVOLATILE REPORT

0573

Sample Number: AC18916-004
Client Id: PCSB-45 (0.5)
Data File: 4M05504.D
Analysis Date: 08/10/05 16:56
Date Rec/Extracted: 08/04/05-08/09/05

Matrix: Soil
Initial Vol: 30g
Final Vol: 1ml
Dilution: 1
Solids: 95

Units: mg/Kg

Cas #	Compound	RL	Conc	Cas #	Compound	RL	Conc
120-82-1	1,2,4-Trichlorobenzene	0.0095	U	205-99-2	Benzo[b]fluoranthene	0.010	1.2
95-50-1	1,2-Dichlorobenzene	0.016	U	191-24-2	Benzo[g,h,i]perylene	0.0057	0.74
122-66-7	1,2-Diphenylhydrazine	0.010	U	207-08-9	Benzo[k]fluoranthene	0.011	0.43
541-73-1	1,3-Dichlorobenzene	0.015	U	111-91-1	bis(2-Chloroethoxy)methan	0.0080	U
106-46-7	1,4-Dichlorobenzene	0.018	U	111-44-4	bis(2-Chloroethyl)ether	0.019	U
95-95-4	2,4,5-Trichlorophenol	0.47	U	108-60-1	bis(2-chloroisopropyl)ether	0.011	U
88-06-2	2,4,6-Trichlorophenol	0.85	U	117-81-7	bis(2-Ethylhexyl)phthalat	0.032	0.039
120-83-2	2,4-Dichlorophenol	0.057	U	85-68-7	Butylbenzylphthalate	0.014	U
105-67-9	2,4-Dimethylphenol	0.048	U	86-74-8	Carbazole	0.010	0.098
51-28-5	2,4-Dinitrophenol	0.24	U	218-01-9	Chrysene	0.0073	0.95
121-14-2	2,4-Dinitrotoluene	0.013	U	84-74-2	Di-n-butylphthalate	0.0079	0.042
606-20-2	2,6-Dinitrotoluene	0.014	U	117-84-0	Di-n-octylphthalate	0.0083	U
91-58-7	2-Chloronaphthalene	0.0097	U	53-70-3	Dibenzo[a,h]anthracene	0.012	0.29
95-57-8	2-Chlorophenol	0.072	U	132-64-9	Dibenzofuran	0.045	0.098
91-57-6	2-Methylnaphthalene	0.045	0.68	84-66-2	Diethylphthalate	0.0096	U
95-48-7	2-Methylphenol	0.17	U	131-11-3	Dimethylphthalate	0.0079	U
88-74-4	2-Nitroaniline	0.025	U	206-44-0	Fluoranthene	0.010	1.7
88-75-5	2-Nitrophenol	0.041	U	86-73-7	Fluorene	0.0089	0.096
106-44-5	3&4-Methylphenol	0.19	U	118-74-1	Hexachlorobenzene	0.016	U
91-94-1	3,3'-Dichlorobenzidine	0.077	U	87-68-3	Hexachlorobutadiene	0.015	U
99-09-2	3-Nitroaniline	0.15	U	77-47-4	Hexachlorocyclopentadiene	0.093	U
534-52-1	4,6-Dinitro-2-methylphenol	0.067	U	67-72-1	Hexachloroethane	0.026	U
101-55-3	4-Bromophenyl-phenylether	0.013	U	193-39-5	Indeno[1,2,3-cd]pyrene	0.0048	0.67
59-50-7	4-Chloro-3-methylphenol	0.089	U	78-59-1	Isophorone	0.011	U
106-47-8	4-Chloroaniline	0.27	U	621-64-7	N-Nitroso-di-n-propylamine	0.017	U
7005-72-3	4-Chlorophenyl-phenylether	0.016	U	62-75-9	N-Nitrosodimethylamine	0.41	U
100-01-6	4-Nitroaniline	0.087	U	86-30-6	n-Nitrosodiphenylamine	0.017	U
100-02-7	4-Nitrophenol	0.062	U	91-20-3	Naphthalene	0.0083	0.25
83-32-9	Acenaphthene	0.015	0.079	98-95-3	Nitrobenzene	0.014	U
208-96-8	Acenaphthylene	0.0081	0.077	87-86-5	Pentachlorophenol	0.043	U
120-12-7	Anthracene	0.0092	0.28	85-01-8	Phenanthrene	0.0081	1.1
92-87-5	Benzidine	0.080	U	108-95-2	Phenol	0.053	U
56-55-3	Benzo[a]anthracene	0.0061	0.90	129-00-0	Pyrene	0.0082	1.3
50-32-8	Benzo[a]pyrene	0.0081	0.89				

Worksheet #: 18415

Total Target Concentration 11.909

U - Indicates the compound was analyzed but not detected.
B - Indicates the analyte was found in the blank as well as in the sample.
E - Indicates the analyte concentration exceeds the calibration range of the instrument.

R - Retention Time Out
J - Indicates an estimated value when a compound is detected at less than the specified detection limit.

Data File : G:\GcMsData\2005\Gcms_4\Data\08-10-05\4M05504.D Vial: 3
 Acq On : 10 Aug 2005 16:56 Operator: AHD
 Sample : AC18916-004 Inst : GCMS
 Misc : S,BNA Multiplr: 1.00
 MS Integration Params: RTEINT.P
 Quant Time: Aug 18 12:47 2005

Quant Results File: 4M_0809.RES

Quant Method : G:\GCMSDATA\2005\GCMS_4\METHODS\4M_0809.M (RTE Integrator)
 Title : @GCMS_4,mg,625,8270
 Last Update : Tue Aug 09 15:25:10 2005
 Response via : Initial Calibration
 DataAcq Meth : 4M_0809

Internal Standards	R.T.	QIon	Response	Conc	Units	Dev(Min)
1) 1,4-Dichlorobenzene-d4	4.86	152	44035	40.00	ng	0.00
19) Naphthalene-d8	5.86	136	131421	40.00	ng	0.00
35) Acenaphthene-d10	7.43	164	58613	40.00	ng	0.01
59) Phenanthrene-d10	9.02	188	63510	40.00	ng	0.01
72) Chrysene-d12	12.22	240	37927	40.00	ng	0.02
81) Perylene-d12	14.07	264	28867	40.00	ng	0.02
System Monitoring Compounds						
4) 2-Fluorophenol	3.72	112	180690	147.56	ng	0.00
Spiked Amount	200.000		Recovery	=	73.78%	
7) Phenol-d5	4.58	99	242969	158.02	ng	0.00
Spiked Amount	200.000		Recovery	=	79.01%	
20) Nitrobenzene-d5	5.31	128	44203	69.56	ng	0.01
Spiked Amount	100.000		Recovery	=	69.56%	
40) 2-Fluorobiphenyl	6.78	172	155455	77.57	ng	0.00
Spiked Amount	100.000		Recovery	=	77.57%	
62) 2,4,6-Tribromophenol	8.26	332	54488	170.39	ng	0.01
Spiked Amount	200.000		Recovery	=	85.19%	
75) Terphenyl-d14	10.92	244	81798	76.11	ng	0.01
Spiked Amount	100.000		Recovery	=	76.11%	
Target Compounds						
29) Naphthalene	5.88	128	22259	7.16	ng	98
33) 2-Methylnaphthalene	6.46	142	38759	19.39	ng	97
46) Acenaphthylene	7.28	152	5686	2.20	ng	94
49) Acenaphthene	7.46	153	3775	2.25	ng	93
52) Dibenzofuran	7.63	168	5725	2.79	ng	83
55) Fluorene	7.99	166	4325	2.75	ng	89
67) Phenanthrene	9.05	178	50401	31.12	ng	97
68) Anthracene	9.11	178	13033	8.08	ng	94
69) Carbazole	9.31	167	3794	2.79	ng	91
70) Di-n-butylphthalate	9.75	149	3035	1.21	ng	77
71) Fluoranthene	10.44	202	70860	49.68	ng	87
73) Pyrene	10.70	202	56312	37.11	ng	97
78) Benzo[a]anthracene	12.20	228	31308	25.69	ng	91
79) Chrysene	12.25	228	29321	27.14	ng	97
80) bis(2-Ethylhexyl)phthalate	12.34	149	1347	1.12	ng	54
83) Benzo[b]fluoranthene	13.60	252	36939m	34.61	ng	
84) Benzo[k]fluoranthene	13.63	252	11978m	12.28	ng	
85) Benzo[a]pyrene	14.00	252	23769	25.29	ng	90
86) Indeno[1,2,3-cd]pyrene	15.32	276	20145	19.01	ng	92

(#) = qualifier out of range (m) = manual integration

h818

Data File : G:\GcMsData\2005\Gcms_4\Data\08-10-05\4M05504.D Vial: 385
Acq On : 10 Aug 2005 16:56 Operator: AHD
Sample : AC18916-004 Inst : GCMS_4
Misc : S,BNA Multiplr: 1.00
MS Integration Params: RTEINT.P
Quant Time: Aug 18 12:47 2005

Quant Results File: 4M_0809.RES

Quant Method : G:\GCMSDATA\2005\GCMS_4\METHODS\4M_0809.M (RTE Integrator)
Title : @GCMS_4,mg,625,8270
Last Update : Tue Aug 09 15:25:10 2005
Response via : Initial Calibration
DataAcq Meth : 4M_0809

Compound	R.T.	QIon	Response	Conc	Unit	Qvalue
87) Dibenzo[a,h]anthracene	15.34	278	6972	8.25	ng	75
88) Benzo[g,h,i]perylene	15.61	276	18618	20.98	ng	91

(#) = qualifier out of range (m) = manual integration

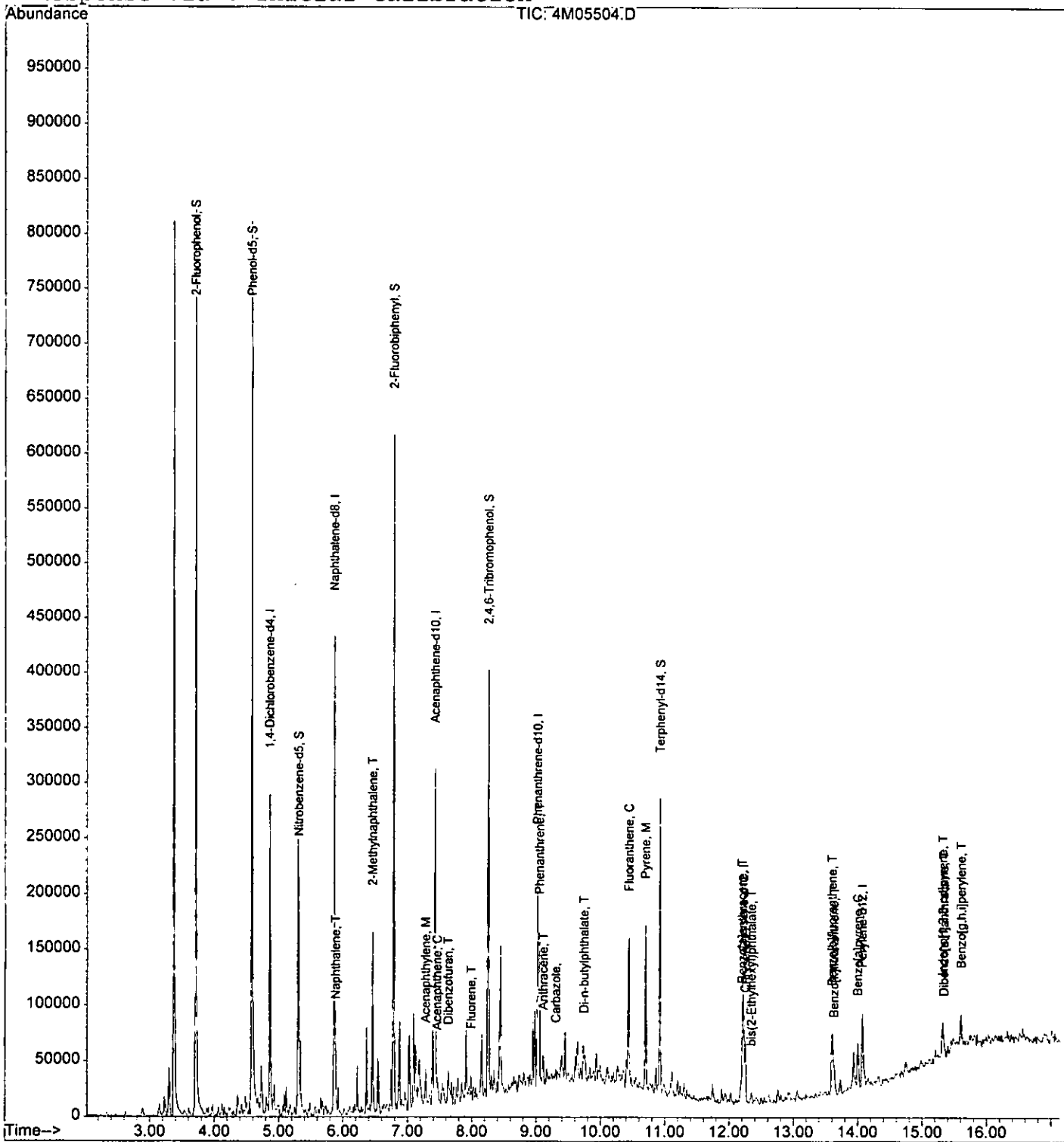
Quantitation Report

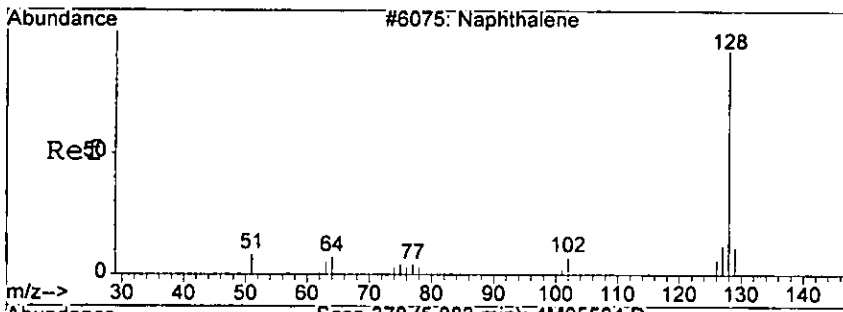
Data File : G:\GcMsData\2005\Gcms_4\Data\08-10-05\4M05504.D Vial: 3
Acq On : 10 Aug 2005 16:56 Operator: AHD
Sample : AC18916-004 Inst : GCMS
Misc : S,BNA Multiplr: 1.00
MS Integration Params: RTEINT.P
Quant Time: Aug 18 12:47 2005

0576
9780

Quant Results File: 4M_0809.RES

Method : G:\GCMSDATA\2005\GCMS_4\METHODS\4M_0809.M (RTE Integrator)
Title : @GCMS_4,mg,625,8270
Last Update : Tue Aug 09 15:25:10 2005
Response via : Initial Calibration



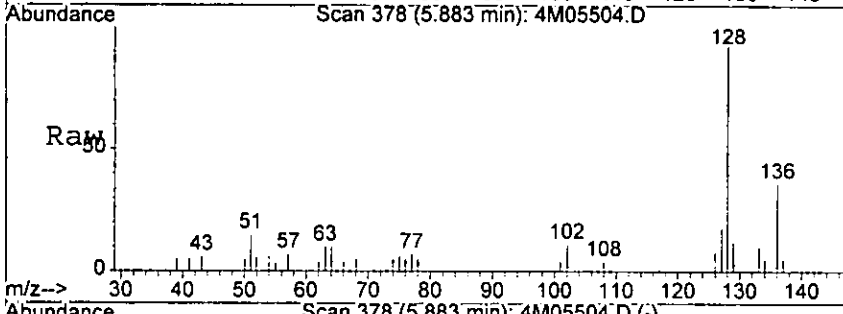


#29
 Naphthalene
 Concn: 7.16 ng
 RT: 5.88 min Scan# 378
 Delta R.T. 0.01 min
 Lab File: 4M05504.D
 Acq: 10 Aug 2005 16:56

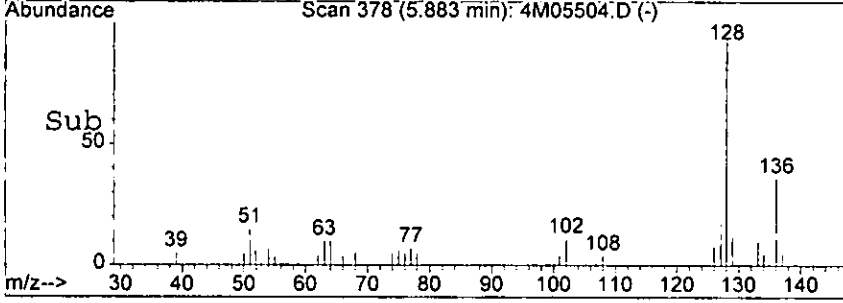
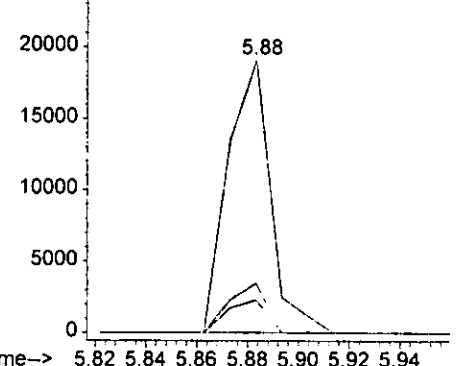
0579

Tgt Ion: 128 Resp: 22259

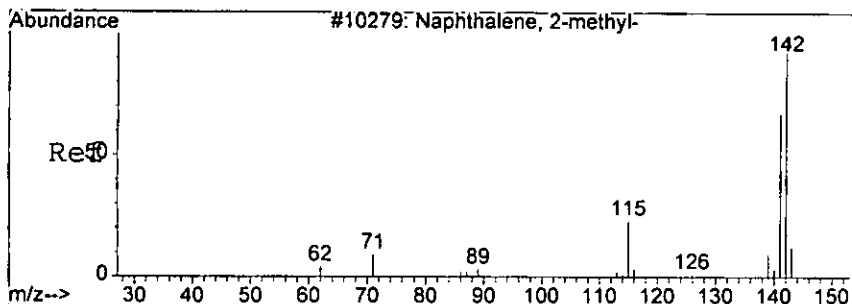
Ion	Ratio	Lower	Upper
128	100		
129	12.0	0.0	51.8
127	18.1	0.0	57.0



Abundance Ion 128.00 (127.70 to 128.70): 4M0550
 Ion 129.00 (128.70 to 129.70): 4M0550
 Ion 127.00 (126.70 to 127.70): 4M0550



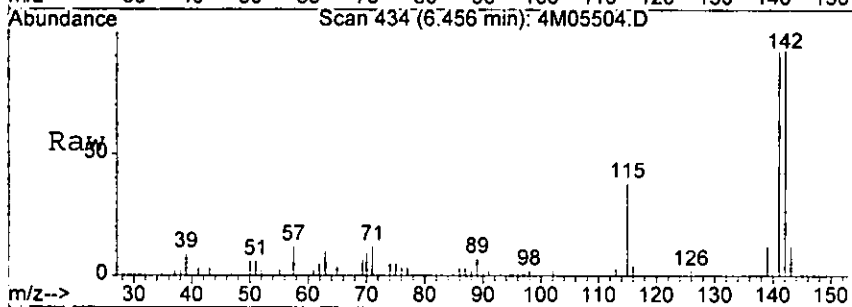
1818



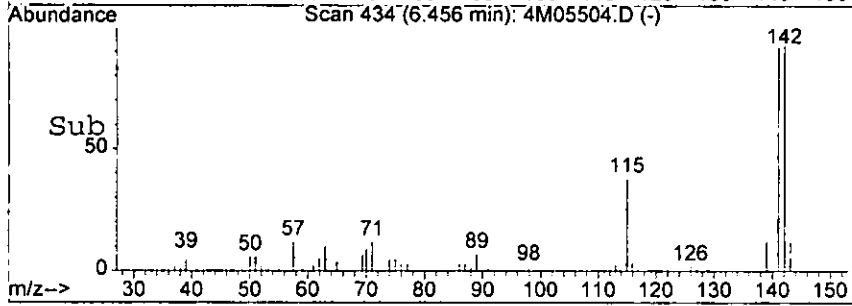
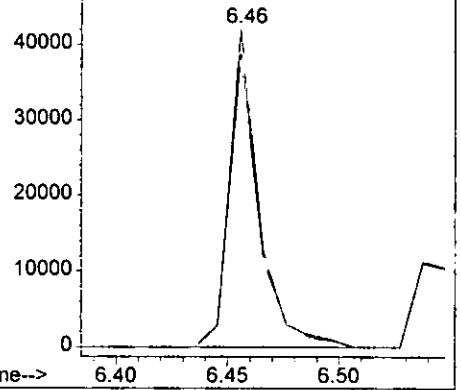
#33
 2-Methylnaphthalene
 Concen: 19.39 ng
 RT: 6.46 min Scan# 434
 Delta R.T. 0.00 min
 Lab File: 4M05504.D
 Acq: 10 Aug 2005 16:56

057150

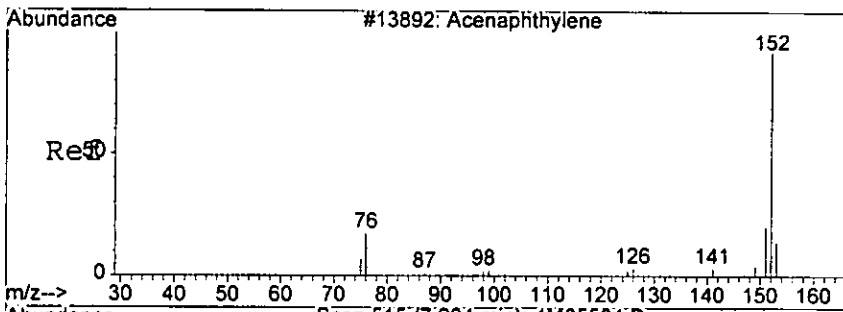
Tgt Ion:142 Resp: 38759
 Ion Ratio Lower Upper
 142 100
 141 92.4 55.7 135.7



Abundance Ion 142.00 (141.70 to 142.70): 4M0550
 Ion 141.00 (140.70 to 141.70): 4M0550

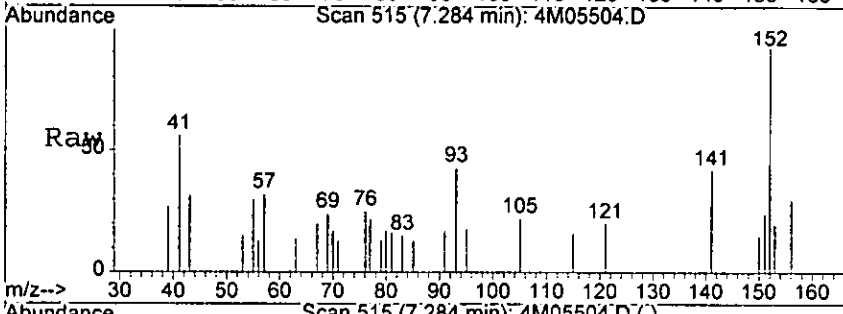


1818



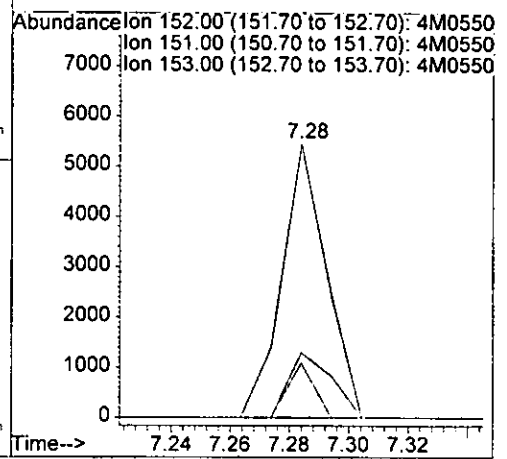
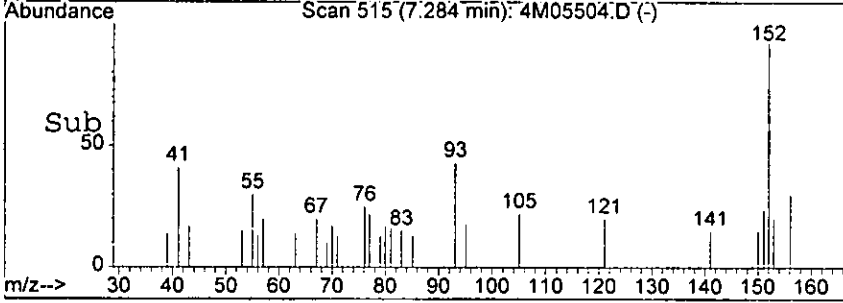
#46
 Acenaphthylene
 Concen: 2.20 ng
 RT: 7.28 min Scan# 515
 Delta R.T. 0.00 min
 Lab File: 4M05504.D
 Acq: 10 Aug 2005 16:56

057

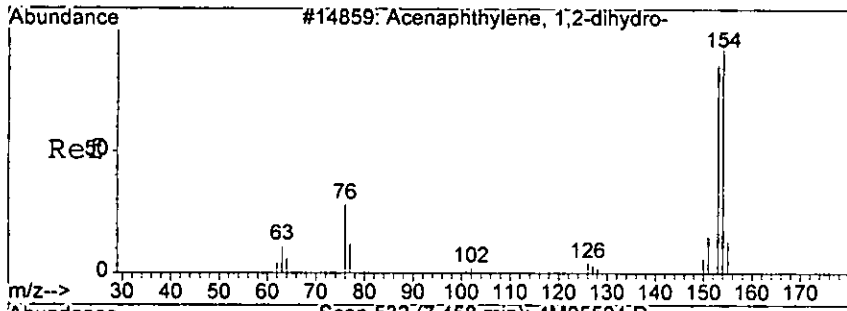


Tgt Ion: 152 Resp: 5686

Ion	Ratio	Lower	Upper
152	100		
151	23.9	0.0	63.6
153	20.2	0.0	53.8

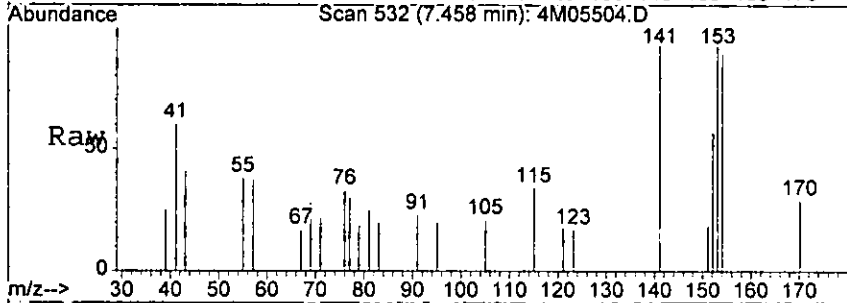


1818



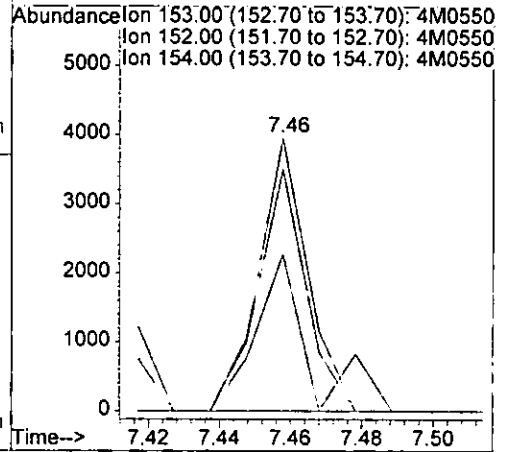
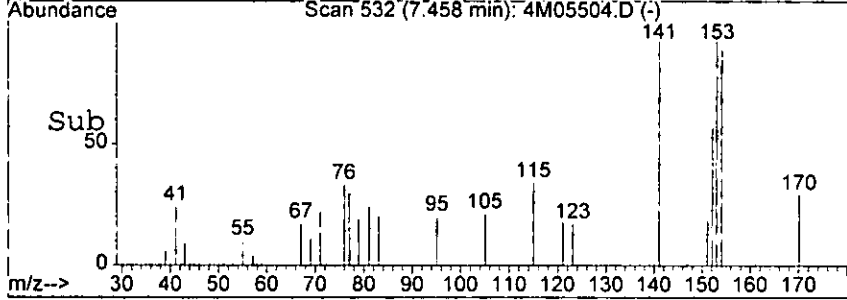
#49
 Acenaphthene
 Concen: 2.25 ng
 RT: 7.46 min Scan# 532
 Delta R.T. 0.00 min
 Lab File: 4M05504.D
 Acq: 10 Aug 2005 16:56

0532

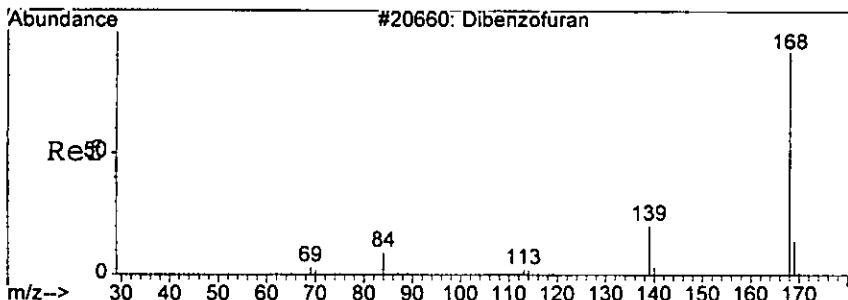


Tgt Ion: 153 Resp: 3775

Ion	Ratio	Lower	Upper
153	100		
152	57.5	8.3	88.3
154	88.7	45.1	125.1



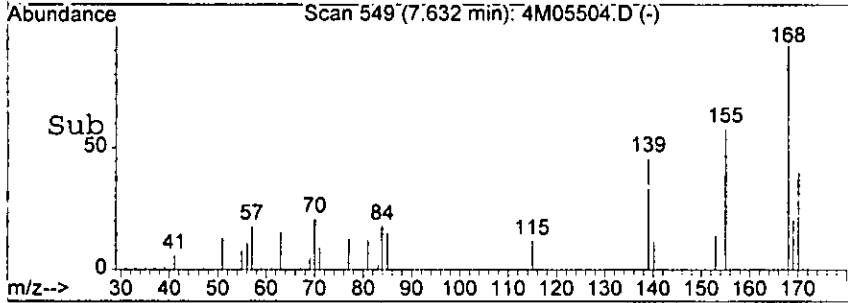
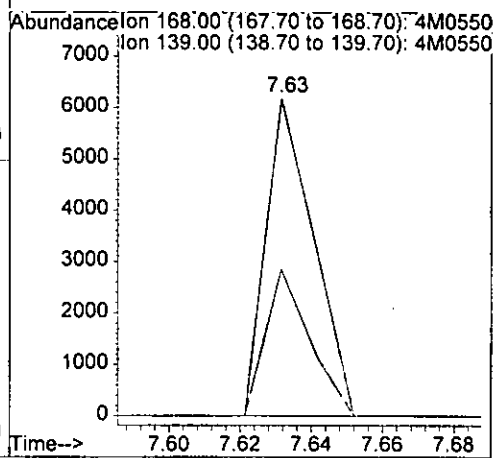
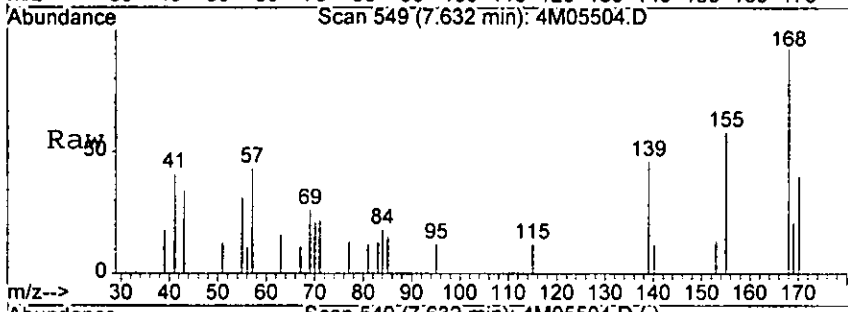
1818



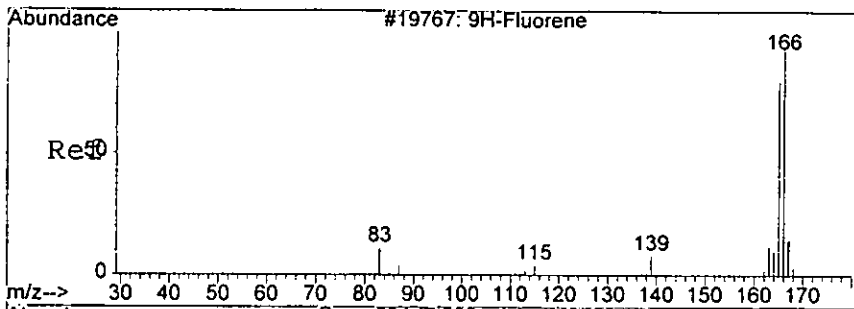
#52
 Dibenzofuran
 Concen: 2.79 ng
 RT: 7.63 min Scan# 549
 Delta R.T. 0.00 min
 Lab File: 4M05504.D
 Acq: 10 Aug 2005 16:56

058

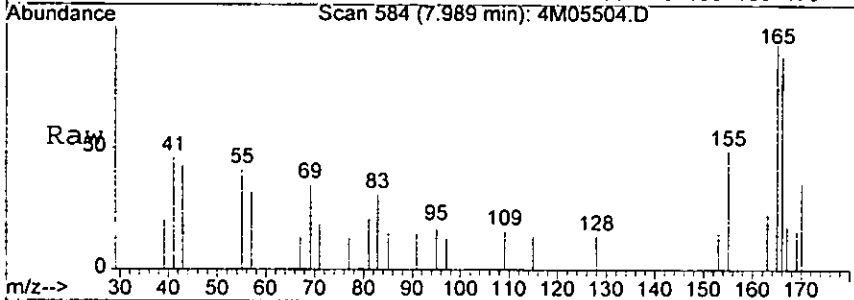
Tgt Ion	Resp	Lower	Upper
168	5725	100	
139	46.0	6.0	66.0



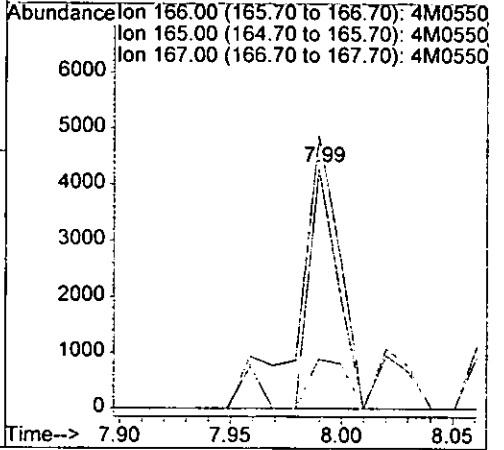
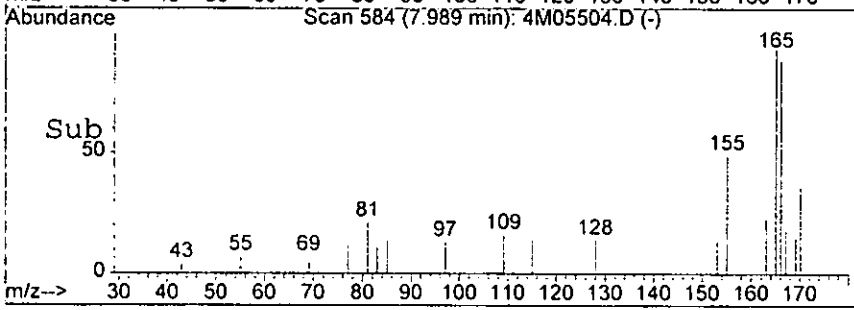
Handwritten signature/initials



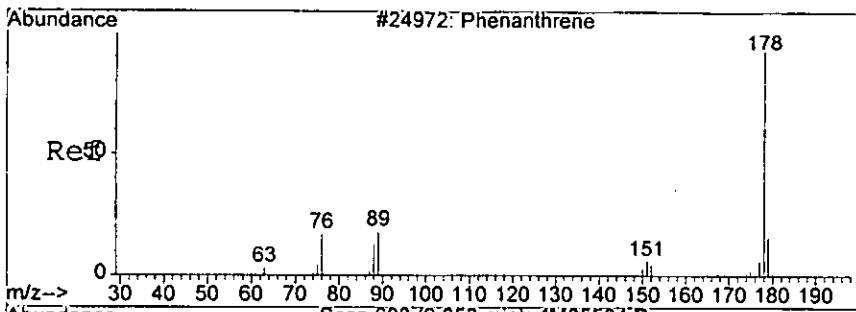
#55
 Fluorene
 Concen: 2.75 ng
 RT: 7.99 min Scan# 584
 Delta R.T. 0.00 min
 Lab File: 4M05504.D
 Acq: 10 Aug 2005 16:56



Tgt Ion	Resp	Lower	Upper
166	4325	100	100
165	113.7	63.3	143.3
167	20.6	0.0	54.6



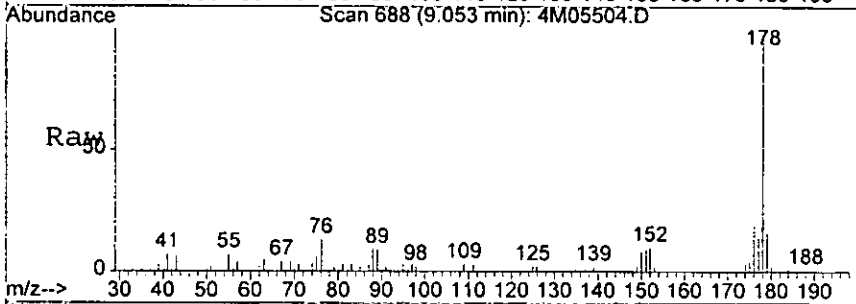
1818f



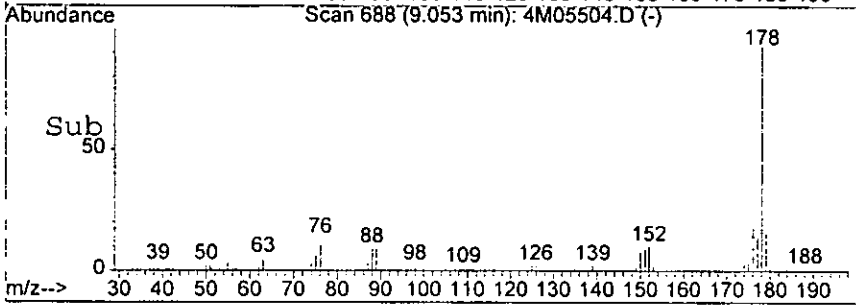
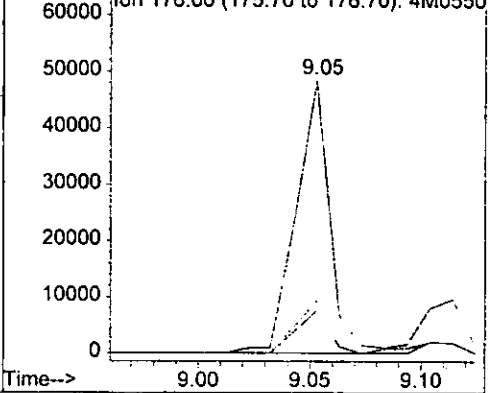
#67
 Phenanthrene
 Concen: 31.12 ng
 RT: 9.05 min Scan# 688
 Delta R.T. 0.01 min
 Lab File: 4M05504.D
 Acq: 10 Aug 2005 16:56

0508

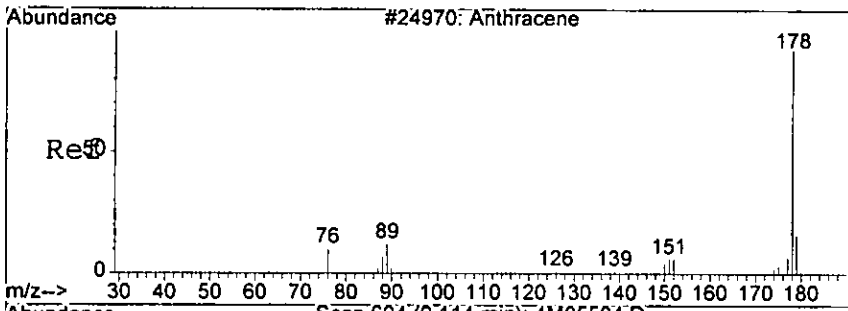
Tgt Ion	Resp	Lower	Upper
178	50401		
179	15.6	0.0	56.6
176	19.2	0.0	60.5



Abundance Ion 178.00 (177.70 to 178.70): 4M0550
 Ion 179.00 (178.70 to 179.70): 4M0550
 Ion 176.00 (175.70 to 176.70): 4M0550



Handwritten signature

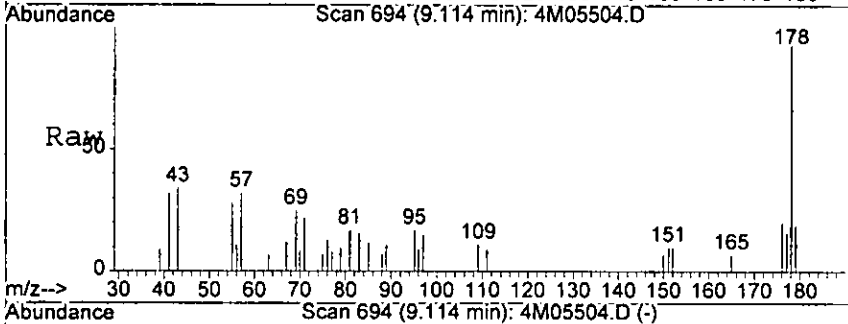


#68
 Anthracene
 Concen: 8.08 ng
 RT: 9.11 min Scan# 694
 Delta R.T. 0.01 min
 Lab File: 4M05504.D
 Acq: 10 Aug 2005 16:56

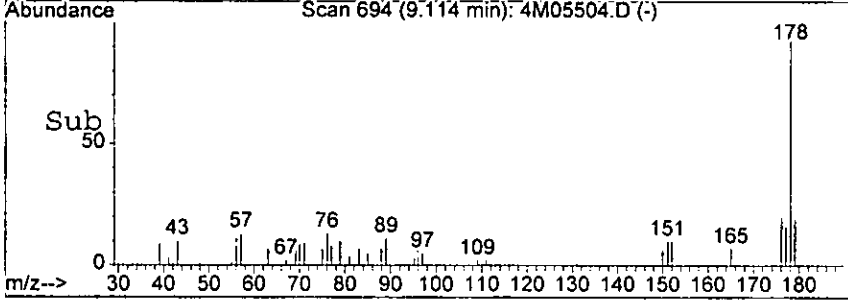
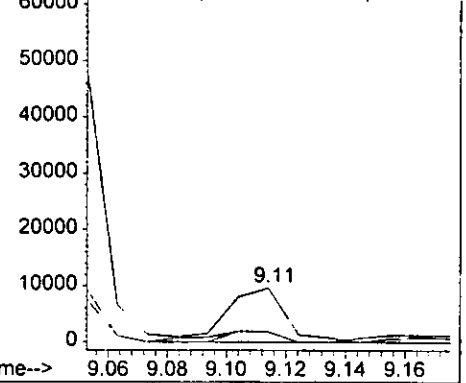
4531

Tgt Ion: 178 Resp: 13033

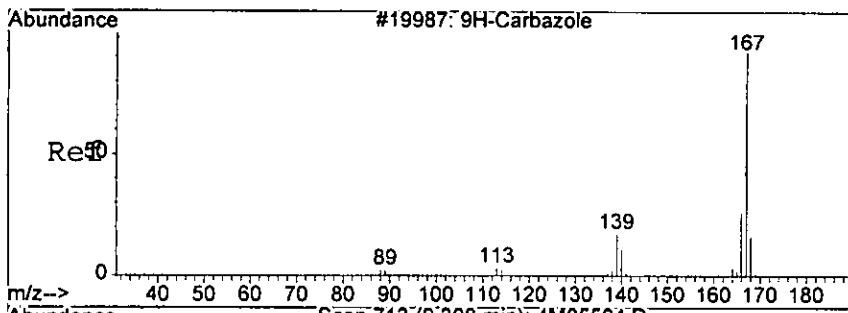
Ion	Ratio	Lower	Upper
178	100		
179	11.2	0.0	56.6
176	19.7	0.0	60.2



Abundance Ion 178.00 (177.70 to 178.70): 4M0550
 Ion 179.00 (178.70 to 179.70): 4M0550
 Ion 176.00 (175.70 to 176.70): 4M0550

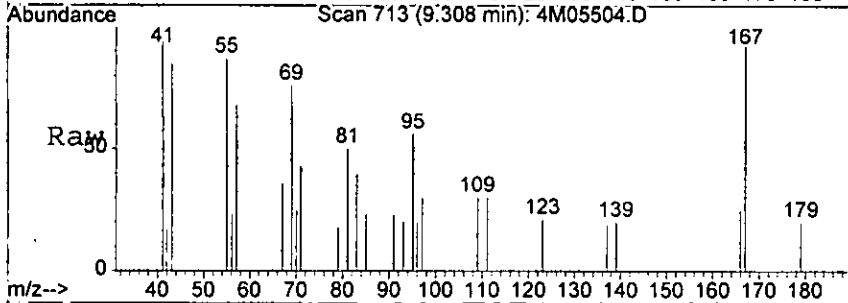


1818



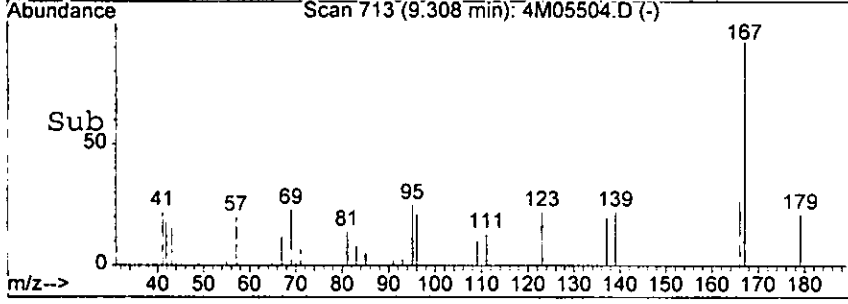
#69
 Carbazole
 Concen: 2.79 ng
 RT: 9.31 min Scan# 713
 Delta R.T. 0.01 min
 Lab File: 4M05504.D
 Acq: 10 Aug 2005 16:56

056

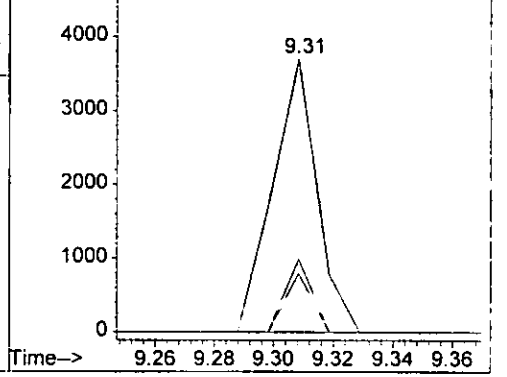


Tgt Ion: 167 Resp: 3794

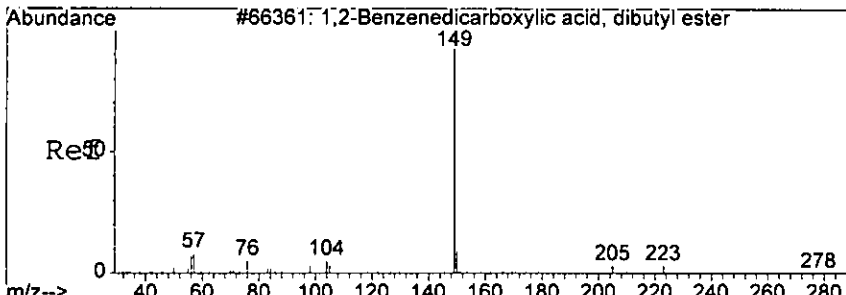
Ion	Ratio	Lower	Upper
167	100		
166	26.8	4.9	44.9
139	21.5	0.0	33.9



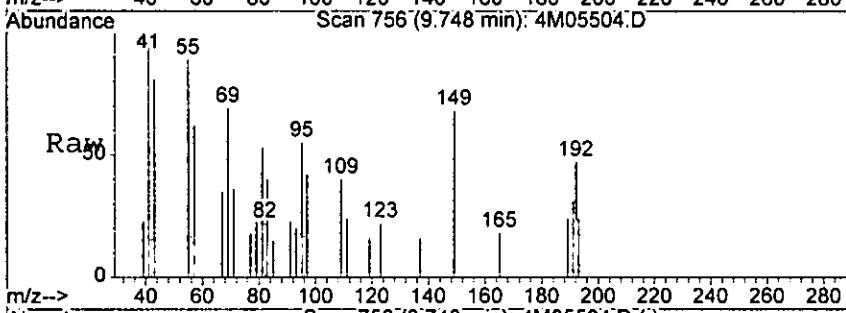
Abundance Ion 167.10 (166.80 to 167.80): 4M0550
 5000 Ion 166.20 (165.90 to 166.90): 4M0550
 Ion 139.05 (138.75 to 139.75): 4M0550



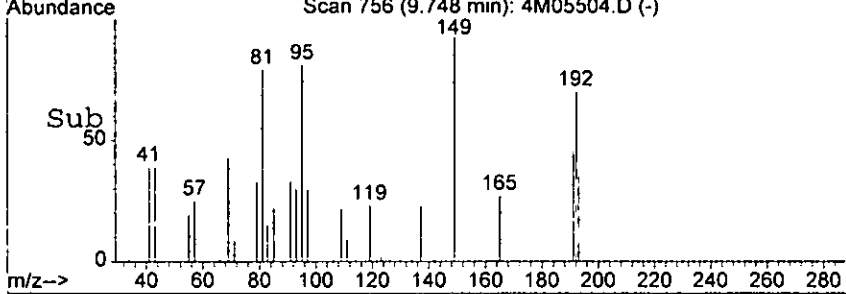
herer



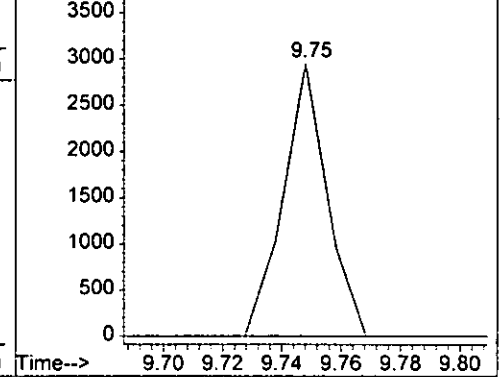
#70
 Di-n-butylphthalate
 Concn: 1.21 ng
 RT: 9.75 min Scan# 756
 Delta R.T. 0.00 min
 Lab File: 4M05504.D
 Acq: 10 Aug 2005 16:56



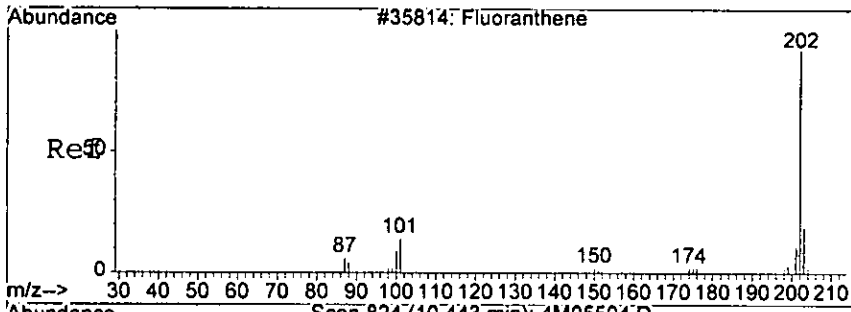
Tgt Ion	Resp	Lower	Upper
149	100		
150	0.0	0.0	49.8
104	0.0	0.0	44.6



Abundance on 149.00 (148.70 to 149.70): 4M0550
 4000 Ion 150.00 (149.70 to 150.70): 4M0550
 Ion 104.00 (103.70 to 104.70): 4M0550



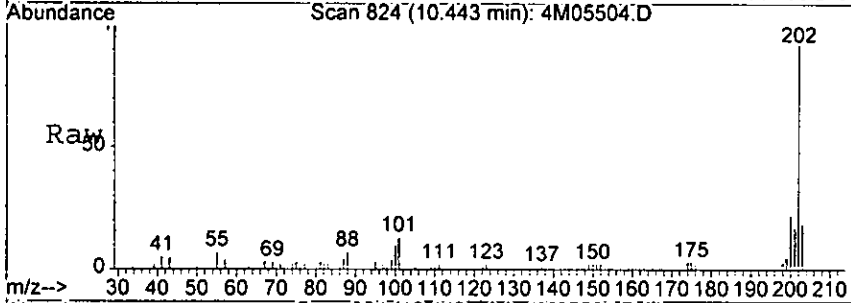
Handwritten signature



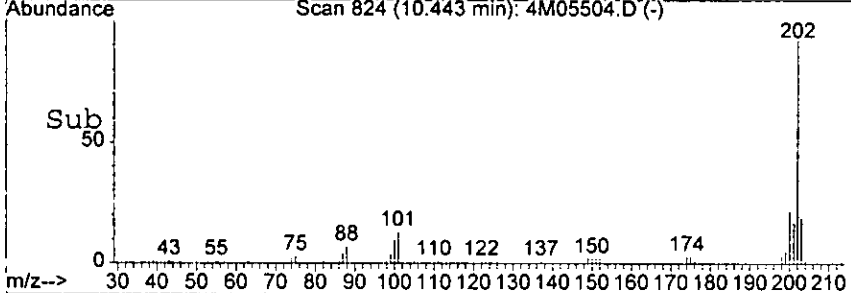
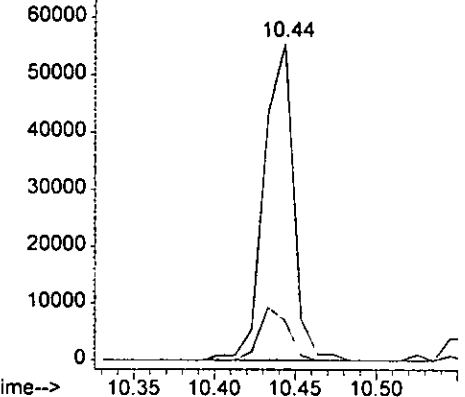
#71
 Fluoranthene
 Concen: 49.68 ng
 RT: 10.44 min Scan# 824
 Delta R.T. 0.02 min
 Lab File: 4M05504.D
 Acq: 10 Aug 2005 16:56

053-1

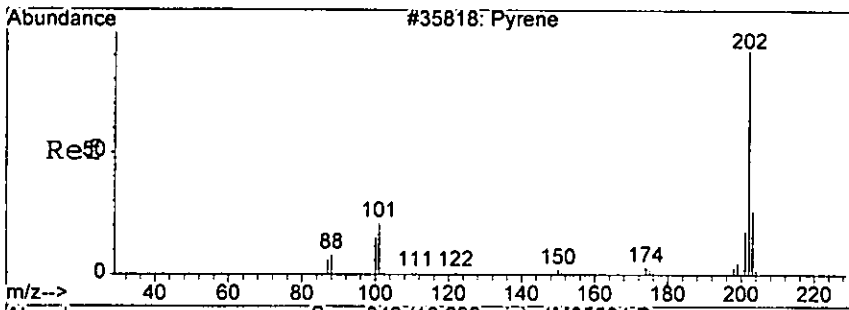
Tgt Ion: 202 Resp: 70860
 Ion Ratio Lower Upper
 202 100
 101 12.7 0.0 58.3



Abundance Ion 202.00 (201.70 to 202.70): 4M0550
 Ion 101.00 (100.70 to 101.70): 4M0550



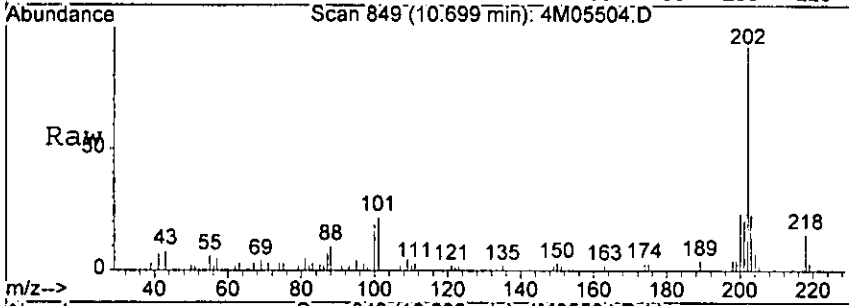
Handwritten signature



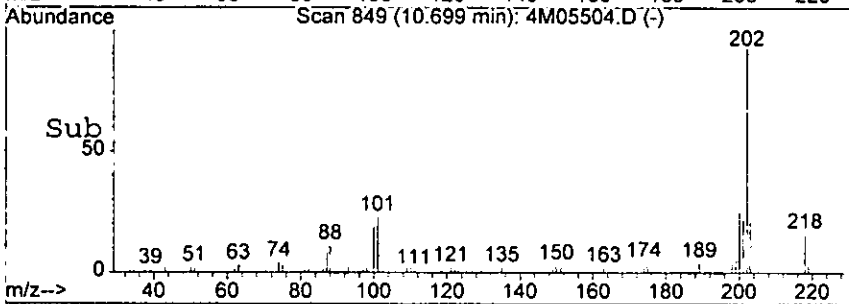
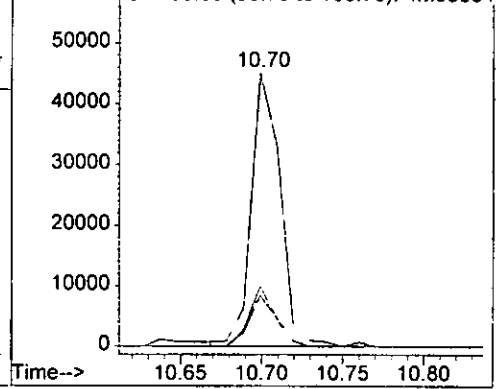
#73
 Pyrene
 Concen: 37.11 ng
 RT: 10.70 min Scan# 849
 Delta R.T. 0.01 min
 Lab File: 4M05504.D
 Acq: 10 Aug 2005 16:56

0588

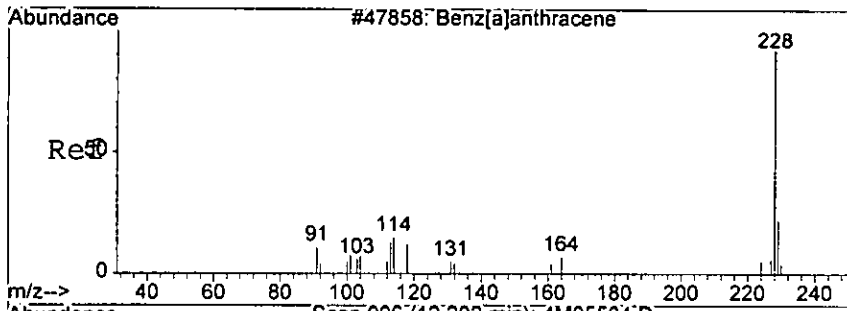
Tgt Ion	Ratio	Lower	Upper
202	100		
101	21.9	0.0	62.7
100	18.7	0.0	60.5



Abundance Ion 202.00 (201.70 to 202.70): 4M0550
 Ion 101.00 (100.70 to 101.70): 4M0550
 Ion 100.00 (99.70 to 100.70): 4M05504

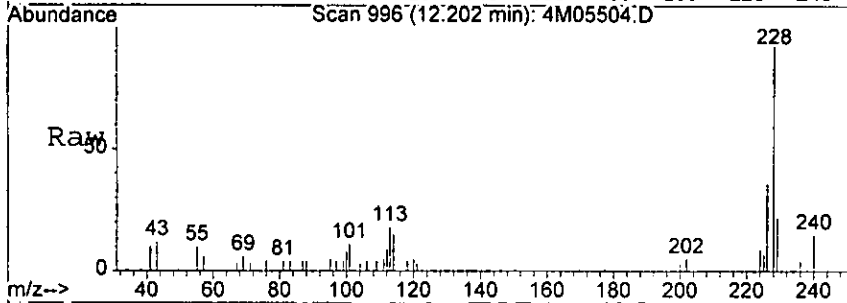


10/18/05



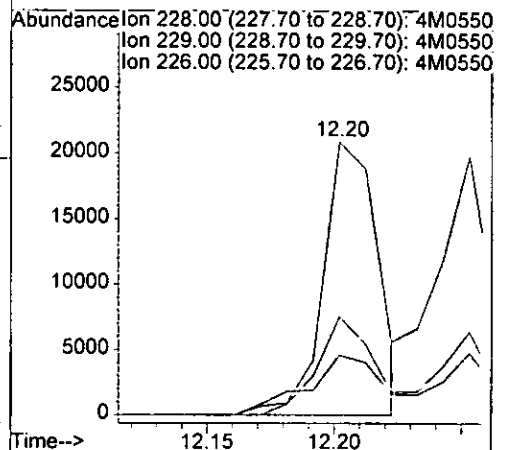
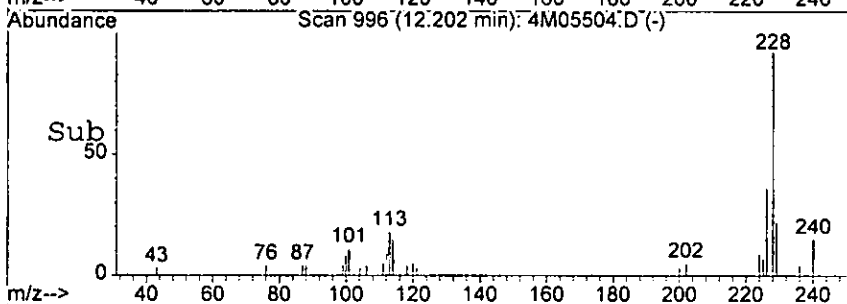
#78
 Benzo[a]anthracene
 Concen: 25.69 ng
 RT: 12.20 min Scan# 996
 Delta R.T. 0.01 min
 Lab File: 4M05504.D
 Acq: 10 Aug 2005 16:56

4M05504.D

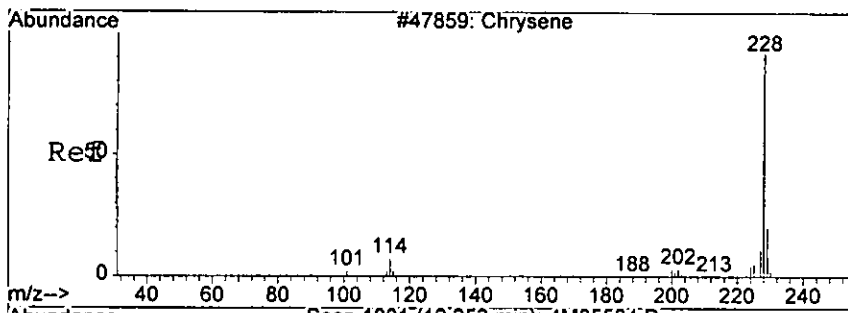


Tgt Ion: 228 Resp: 31308

Ion	Ratio	Lower	Upper
228	100		
229	22.1	0.0	60.5
226	36.1	0.0	69.0



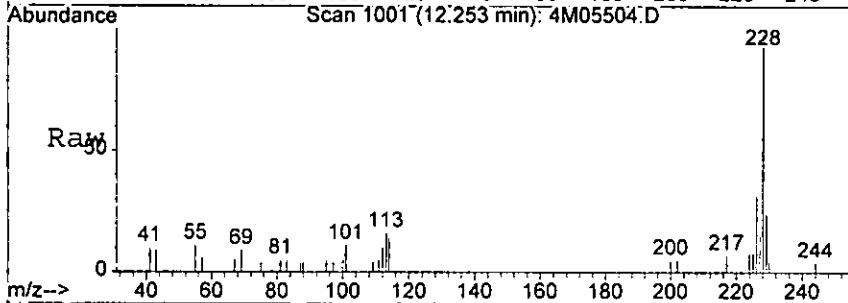
Handwritten signature



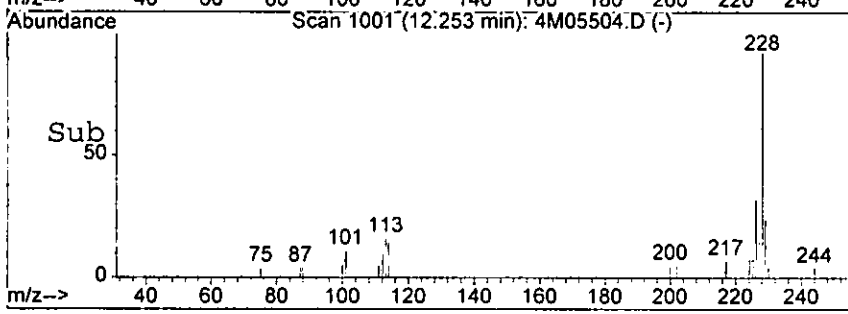
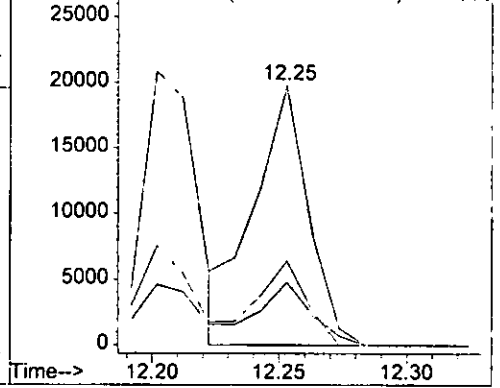
#79
 Chrysene
 Concen: 27.14 ng
 RT: 12.25 min Scan# 1001
 Delta R.T. 0.02 min
 Lab File: 4M05504.D
 Acq: 10 Aug 2005 16:56

0550

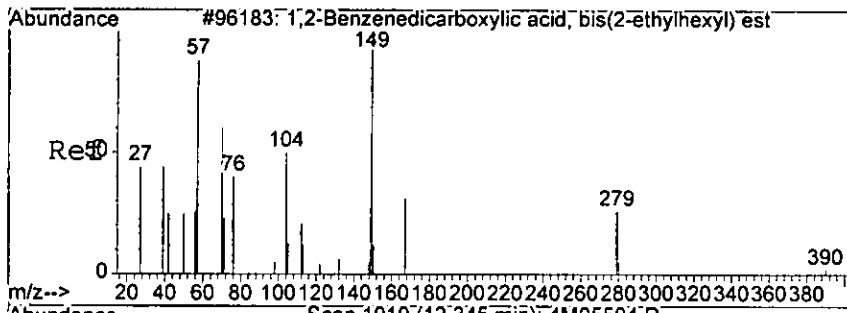
Tgt Ion	Resp	Lower	Upper
228	29321		
226	32.3	12.0	52.0
229	24.1	0.0	61.1



Abundance Ion 228.00 (227.70 to 228.70): 4M0550
 Ion 226.00 (225.70 to 226.70): 4M0550
 Ion 229.00 (228.70 to 229.70): 4M0550

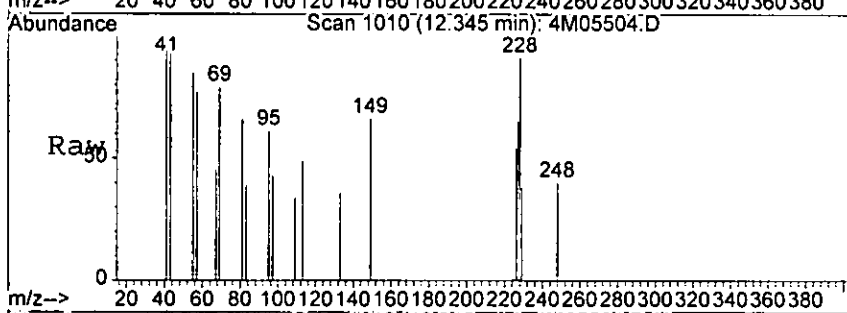


Handwritten signature

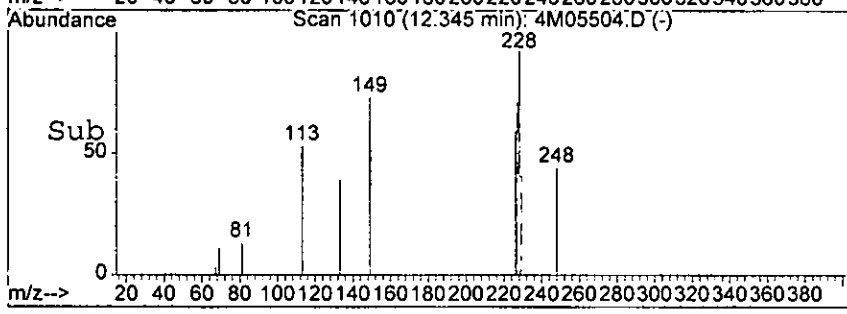
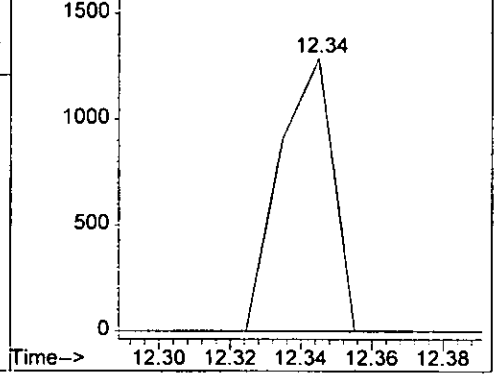


#80
 bis(2-Ethylhexyl)phthalate
 Concen: 1.12 ng
 RT: 12.34 min Scan# 1010
 Delta R.T. 0.02 min
 Lab File: 4M05504.D
 Acq: 10 Aug 2005 16:56

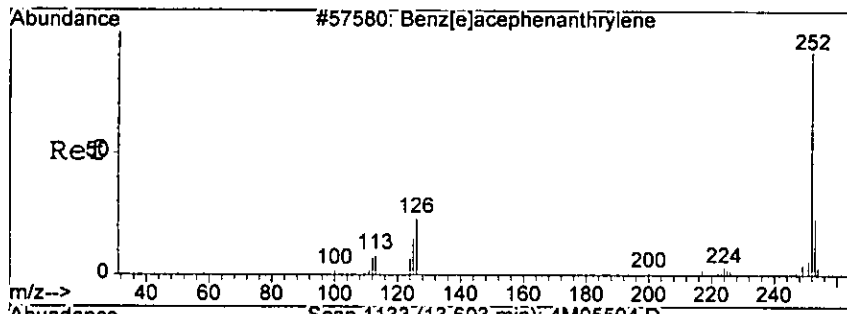
Tgt Ion	Resp	Lower	Upper
149	1347		
149	100		
167	0.0	0.0	53.9
279	0.0	0.0	43.5



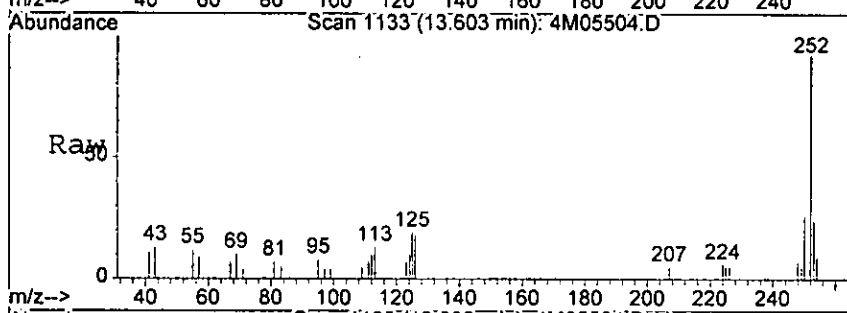
Abundance Ion 149.00 (148.70 to 149.70): 4M0550
 Ion 167.00 (166.70 to 167.70): 4M0550
 Ion 279.00 (278.70 to 279.70): 4M0550



Handwritten signature

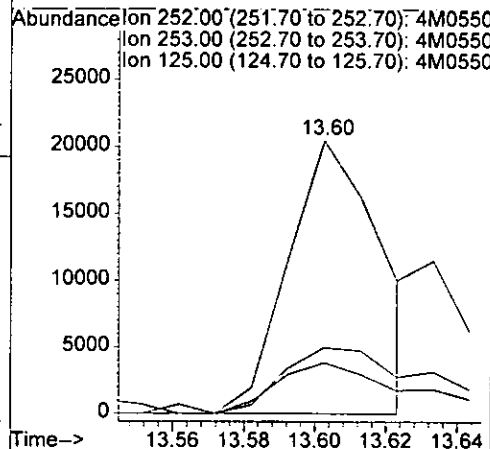
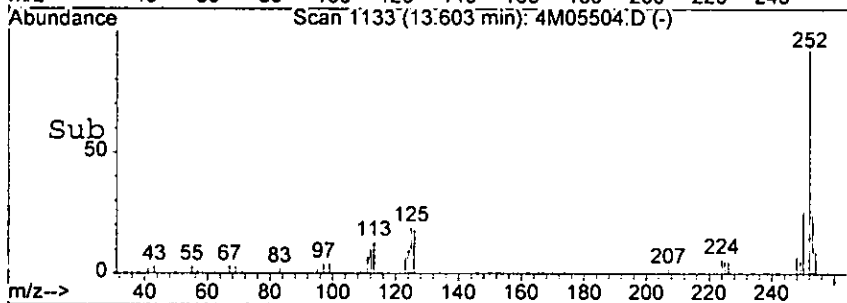


#83
 Benzo [b] fluoranthene
 Concen: 34.61 ng m
 RT: 13.60 min Scan# 1133
 Delta R.T. 0.02 min
 Lab File: 4M05504.D
 Acq: 10 Aug 2005 16:56

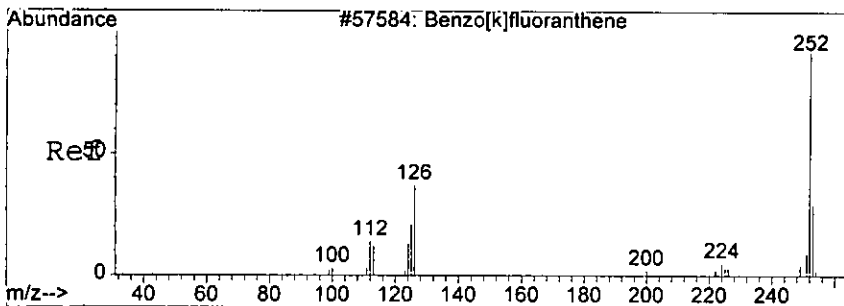


Tgt Ion: 252 Resp: 36939

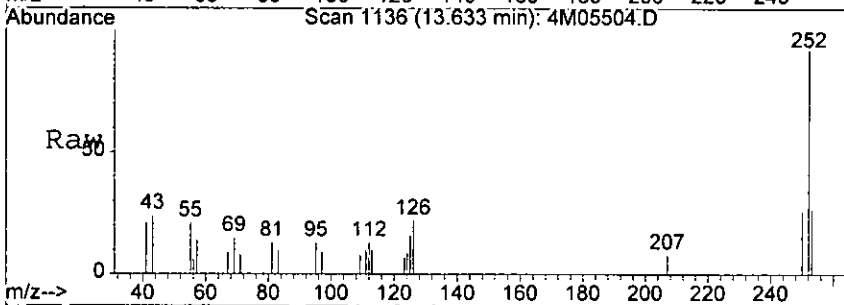
Ion	Ratio	Lower	Upper
252	100		
253	24.3	0.0	63.3
125	18.8	0.0	57.6



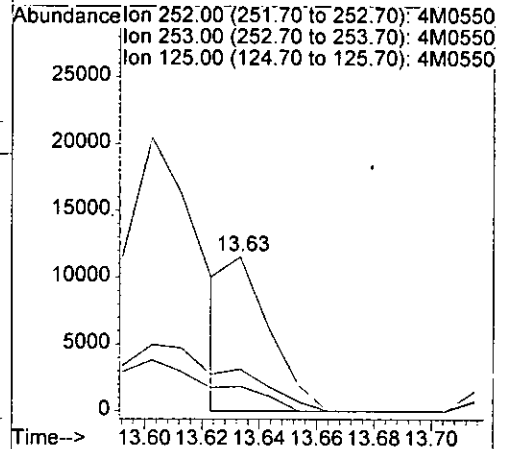
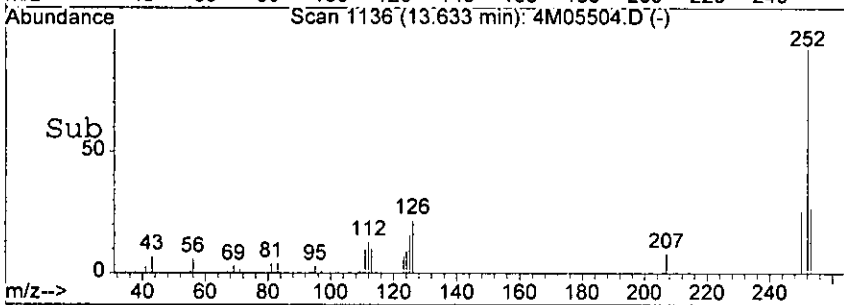
Handwritten signature



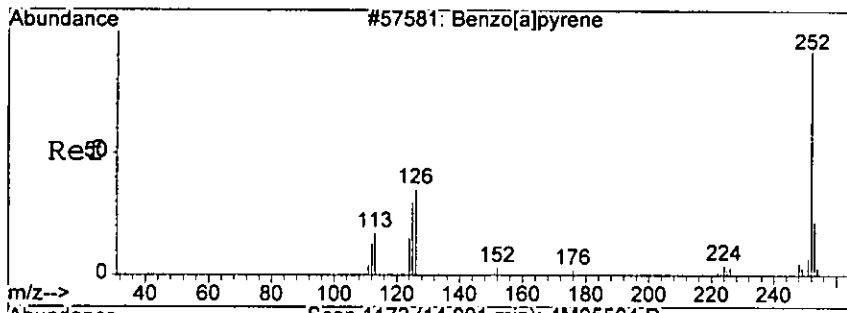
#84
 Benzo[k]fluoranthene
 Concen: 12.28 ng m
 RT: 13.63 min Scan# 1136
 Delta R.T. 0.02 min
 Lab File: 4M05504.D
 Acq: 10 Aug 2005 16:56



Tgt Ion	Resp	Lower	Upper
252	11978		
253	27.3	0.0	63.5
125	16.0	0.0	53.8

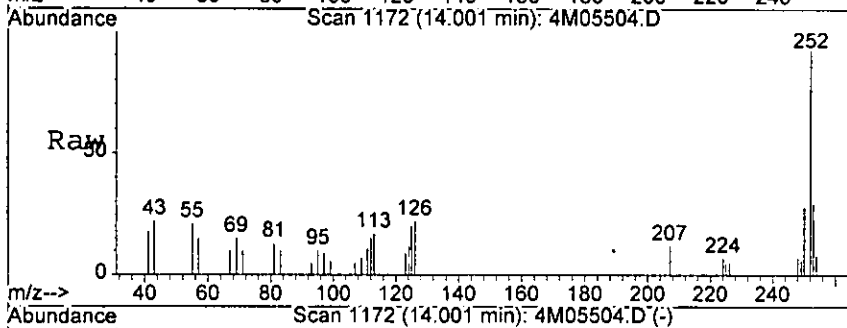


Handwritten signature

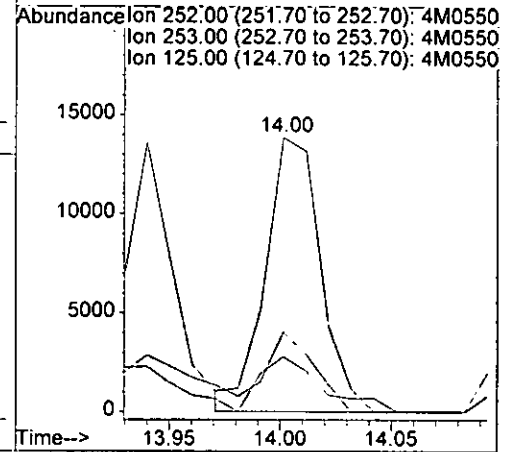
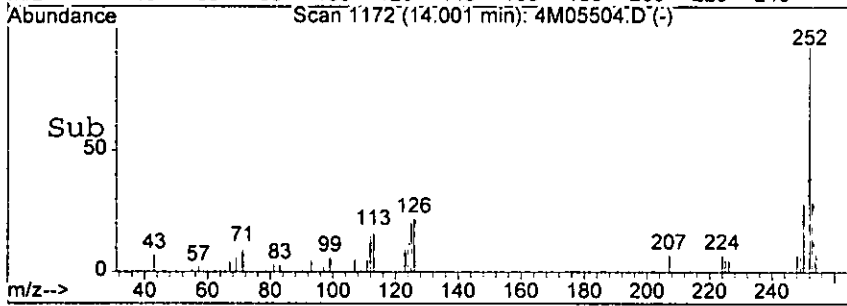


#85
 Benzo[a]pyrene
 Concen: 25.29 ng
 RT: 14.00 min Scan# 1172
 Delta R.T. 0.02 min
 Lab File: 4M05504.D
 Acq: 10 Aug 2005 16:56

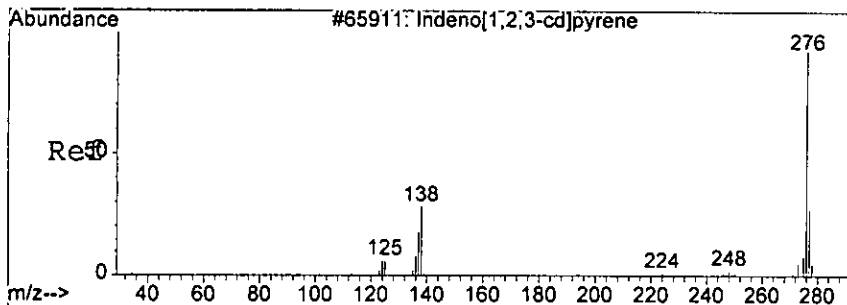
8594



Tgt Ion	252	253	125	Resp:	23769	Lower	Upper
252	100						
253	29.2	0.0			62.9		
125	20.1	0.0			57.6		

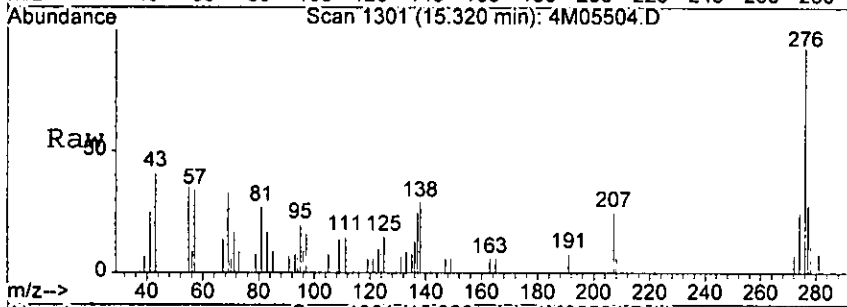


Handwritten signature

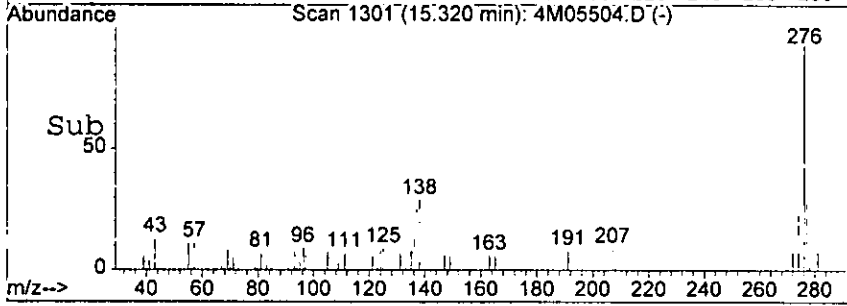
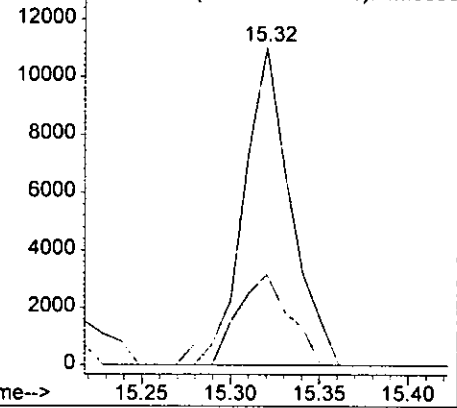


#86
 Indeno[1,2,3-cd]pyrene
 Concen: 19.01 ng
 RT: 15.32 min Scan# 1301
 Delta R.T. 0.03 min
 Lab File: 4M05504.D
 Acq: 10 Aug 2005 16:56

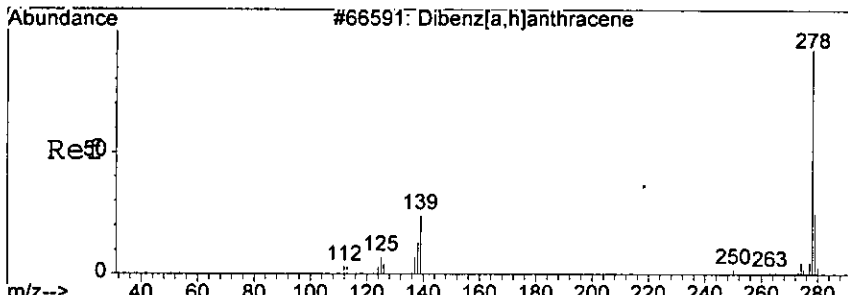
Tgt Ion: 276 Resp: 20145
 Ion Ratio Lower Upper
 276 100
 138 28.6 0.0 73.4



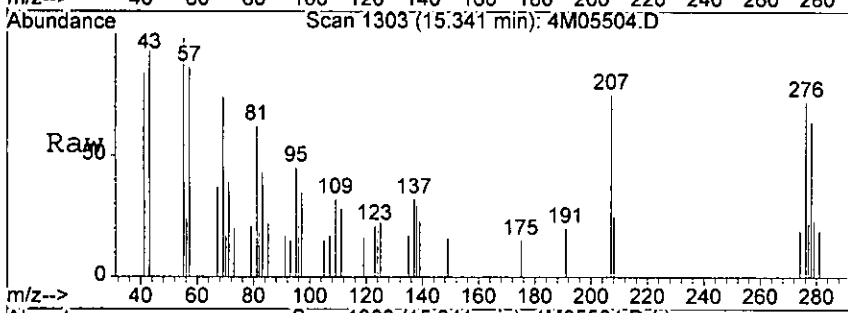
Abundance Ion 276.00 (275.70 to 276.70): 4M0550
 Ion 138.00 (137.70 to 138.70): 4M0550



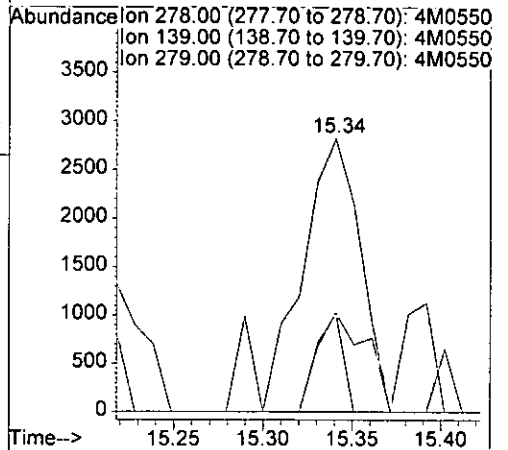
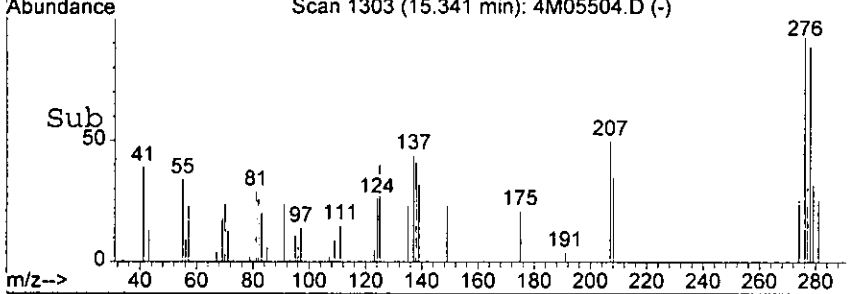
Handwritten signature



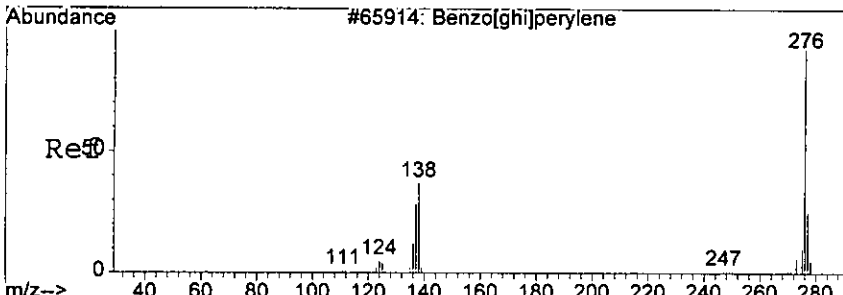
#87
 Dibenzo[a,h]anthracene
 Concen: 8.25 ng
 RT: 15.34 min Scan# 1303
 Delta R.T. 0.03 min
 Lab File: 4M05504.D
 Acq: 10 Aug 2005 16:56



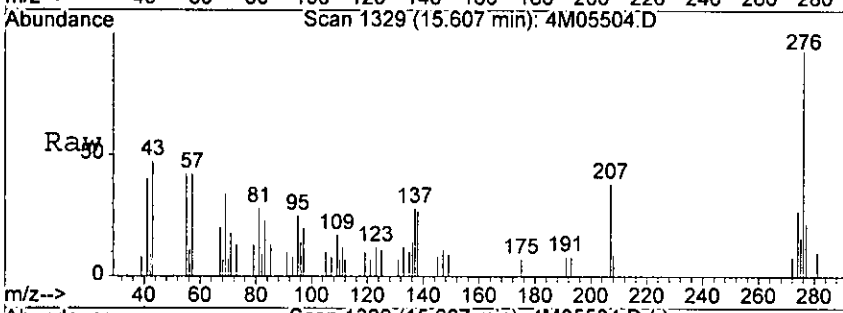
Tgt Ion	Resp	Lower	Upper
278	100		
139	36.4	0.0	63.8
279	36.3	0.0	64.0



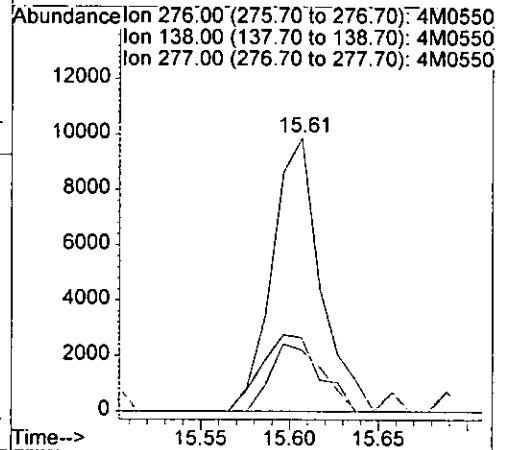
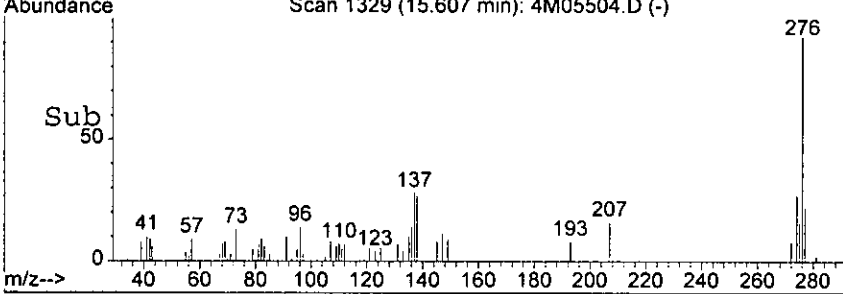
Handwritten signature



#88
 Benzo[g,h,i]perylene
 Concen: 20.98 ng
 RT: 15.61 min Scan# 1329
 Delta R.T. 0.04 min
 Lab File: 4M05504.D
 Acq: 10 Aug 2005 16:56



Tgt Ion	Resp:	Lower	Upper
276	18618		
276	100		
138	27.0	0.0	74.1
277	22.5	0.0	65.0



Handwritten signature

Form1

ORGANICS SEMIVOLATILE REPORT

0598

Sample Number: AC18916-005
 Client Id: PCSB-245 (0.5)
 Data File: 4M05505.D
 Analysis Date: 08/10/05 17:20
 Date Rec/Extracted: 08/04/05-08/09/05

Matrix: Soil
 Initial Vol: 30g
 Final Vol: 1ml
 Dilution: 1
 Solids: 94

Units: mg/Kg

Cas #	Compound	RL	Conc	Cas #	Compound	RL	Conc
120-82-1	1,2,4-Trichlorobenzene	0.0096	U	205-99-2	Benzo[b]fluoranthene	0.011	2.0
95-50-1	1,2-Dichlorobenzene	0.016	U	191-24-2	Benzo[g,h,i]perylene	0.0067	1.1
122-66-7	1,2-Diphenylhydrazine	0.010	U	207-08-9	Benzo[k]fluoranthene	0.012	0.90
541-73-1	1,3-Dichlorobenzene	0.015	U	111-91-1	bis(2-Chloroethoxy)methan	0.0081	U
106-46-7	1,4-Dichlorobenzene	0.018	U	111-44-4	bis(2-Chloroethyl)ether	0.019	U
95-95-4	2,4,5-Trichlorophenol	0.48	U	108-60-1	bis(2-chloroisopropyl)ether	0.012	U
88-06-2	2,4,6-Trichlorophenol	0.86	U	117-81-7	bis(2-Ethylhexyl)phthalat	0.032	0.038
120-83-2	2,4-Dichlorophenol	0.057	U	85-68-7	Butylbenzylphthalate	0.014	U
105-67-9	2,4-Dimethylphenol	0.049	U	86-74-8	Carbazole	0.011	0.18
51-28-5	2,4-Dinitrophenol	0.24	U	218-01-9	Chrysene	0.0073	1.6
121-14-2	2,4-Dinitrotoluene	0.013	U	84-74-2	Di-n-butylphthalate	0.0079	U
606-20-2	2,6-Dinitrotoluene	0.015	U	117-84-0	Di-n-octylphthalate	0.0084	U
91-58-7	2-Chloronaphthalene	0.0098	U	53-70-3	Dibenzo[a,h]anthracene	0.012	0.47
95-57-8	2-Chlorophenol	0.072	U	132-64-9	Dibenzofuran	0.045	0.17
91-57-6	2-Methylnaphthalene	0.046	0.52	84-66-2	Diethylphthalate	0.0097	U
95-48-7	2-Methylphenol	0.17	U	131-11-3	Dimethylphthalate	0.0080	U
88-74-4	2-Nitroaniline	0.025	U	206-44-0	Fluoranthene	0.010	3.7
88-75-5	2-Nitrophenol	0.041	U	86-73-7	Fluorene	0.0090	0.22
106-44-5	3&4-Methylphenol	0.19	U	118-74-1	Hexachlorobenzene	0.016	U
91-94-1	3,3'-Dichlorobenzidine	0.078	U	87-68-3	Hexachlorobutadiene	0.015	U
99-09-2	3-Nitroaniline	0.15	U	77-47-4	Hexachlorocyclopentadiene	0.094	U
534-52-1	4,6-Dinitro-2-methylphenol	0.067	U	67-72-1	Hexachloroethane	0.026	U
101-55-3	4-Bromophenyl-phenylether	0.014	U	193-39-5	Indeno[1,2,3-cd]pyrene	0.0049	1.0
59-50-7	4-Chloro-3-methylphenol	0.090	U	78-59-1	Isophorone	0.011	U
106-47-8	4-Chloroaniline	0.27	U	621-64-7	N-Nitroso-di-n-propylamine	0.017	U
7005-72-3	4-Chlorophenyl-phenylether	0.016	U	62-75-9	N-Nitrosodimethylamine	0.42	U
100-01-6	4-Nitroaniline	0.087	U	86-30-6	n-Nitrosodiphenylamine	0.017	U
100-02-7	4-Nitrophenol	0.063	U	91-20-3	Naphthalene	0.0083	0.25
83-32-9	Acenaphthene	0.015	0.14	98-95-3	Nitrobenzene	0.014	U
208-96-8	Acenaphthylene	0.0082	0.13	87-86-5	Pentachlorophenol	0.044	U
120-12-7	Anthracene	0.0093	0.50	85-01-8	Phenanthrene	0.0082	2.1
92-87-5	Benzidine	0.080	U	108-95-2	Phenol	0.054	U
56-55-3	Benzo[a]anthracene	0.0062	1.8	129-00-0	Pyrene	0.0082	2.4
50-32-8	Benzo[a]pyrene	0.0082	1.6				

Worksheet #: 18415

Total Target Concentration 20.818

U - Indicates the compound was analyzed but not detected.
 B - Indicates the analyte was found in the blank as well as in the sample.
 E - Indicates the analyte concentration exceeds the calibration range of the instrument.

R - Retention Time Out
 J - Indicates an estimated value when a compound is detected at less than the specified detection limit.

Data File : G:\GcMsData\2005\Gcms_4\Data\08-10-05\4M05505.D Vial: 395
 Acq On : 10 Aug 2005 17:20 Operator: AHD
 Sample : AC18916-005 Inst : GCMS_4
 Misc : S,BNA Multiplr: 1.00

MS Integration Params: RTEINT.P

Quant Time: Aug 18 12:48 2005

Quant Results File: 4M_0809.RES

Quant Method : G:\GCMSDATA\2005\GCMS_4\METHODS\4M_0809.M (RTE Integrator)
 Title : @GCMS_4,mg,625,8270
 Last Update : Tue Aug 09 15:25:10 2005
 Response via : Initial Calibration
 DataAcq Meth : 4M_0809

Internal Standards	R.T.	QIon	Response	Conc	Units	Dev (Min)
1) 1,4-Dichlorobenzene-d4	4.87	152	49353	40.00	ng	0.01
19) Naphthalene-d8	5.86	136	147187	40.00	ng	0.00
35) Acenaphthene-d10	7.42	164	57932	40.00	ng	0.01
59) Phenanthrene-d10	9.02	188	67479	40.00	ng	0.01
72) Chrysene-d12	12.22	240	45070	40.00	ng	0.02
81) Perylene-d12	14.07	264	35391	40.00	ng	0.02

System Monitoring Compounds

4) 2-Fluorophenol	3.71	112	187987	136.98	ng	0.00
Spiked Amount	200.000		Recovery	=	68.49%	
7) Phenol-d5	4.58	99	247856	143.83	ng	0.00
Spiked Amount	200.000		Recovery	=	71.92%	
20) Nitrobenzene-d5	5.31	128	51230	71.99	ng	0.01
Spiked Amount	100.000		Recovery	=	71.99%	
40) 2-Fluorobiphenyl	6.78	172	156749	79.14	ng	0.00
Spiked Amount	100.000		Recovery	=	79.14%	
62) 2,4,6-Tribromophenol	8.25	332	54516	160.45	ng	0.01
Spiked Amount	200.000		Recovery	=	80.22%	
75) Terphenyl-d14	10.92	244	83324	65.24	ng	0.01
Spiked Amount	100.000		Recovery	=	65.24%	

Target Compounds

Target Compounds	R.T.	QIon	Response	Conc	Units	Qvalue
29) Naphthalene	5.88	128	24735	7.11	ng	98
33) 2-Methylnaphthalene	6.45	142	32886	14.69	ng	97
46) Acenaphthylene	7.28	152	9375	3.68	ng	95
49) Acenaphthene	7.46	153	6497	3.92	ng	98
52) Dibenzofuran	7.64	168	9652	4.76	ng	99
55) Fluorene	7.99	166	9733	6.26	ng	96
67) Phenanthrene	9.05	178	101179	58.80	ng	98
68) Anthracene	9.11	178	23932	13.96	ng	96
69) Carbazole	9.31	167	7351	5.08	ng	93
71) Fluoranthene	10.44	202	157395	103.85	ng	92
73) Pyrene	10.71	202	122686	68.04	ng	89
78) Benzo[a]anthracene	12.21	228	72485	50.05	ng	99
79) Chrysene	12.25	228	58799	45.80	ng	99
80) bis(2-Ethylhexyl)phthalate	12.33	149	1546	1.08	ng	54
83) Benzo[b]fluoranthene	13.61	252	75068m	57.37	ng	
84) Benzo[k]fluoranthene	13.62	252	30486m	25.48	ng	
85) Benzo[a]pyrene	14.01	252	51473	44.68	ng	96
86) Indeno[1,2,3-cd]pyrene	15.32	276	37041	28.52	ng	84
87) Dibenzo[a,h]anthracene	15.34	278	13837	13.35	ng	90

(#) = qualifier out of range (m) = manual integration

4M05505.D 4M_0809.M

Thu Aug 18 13:22:57 2005

RPT1

Page 1

1818

Data File : G:\GcMsData\2005\Gcms_4\Data\08-10-05\4M05505.D Vial: 301
 Acq On : 10 Aug 2005 17:20 Operator: AHD
 Sample : AC18916-005 Inst : GCMS_4
 Misc : S,BNA Multiplr: 1.00

MS Integration Params: RTEINT.P

Quant Time: Aug 18 12:48 2005

Quant Results File: 4M_0809.RES

Quant Method : G:\GCMSDATA\2005\GCMS_4\METHODS\4M_0809.M (RTE Integrator)
 Title : @GCMS_4,mg,625,8270
 Last Update : Tue Aug 09 15:25:10 2005
 Response via : Initial Calibration
 DataAcq Meth : 4M_0809

Compound	R.T.	QIon	Response	Conc	Unit	Qvalue
88) Benzo[g,h,i]perylene	15.60	276	33657	30.93	ng	96

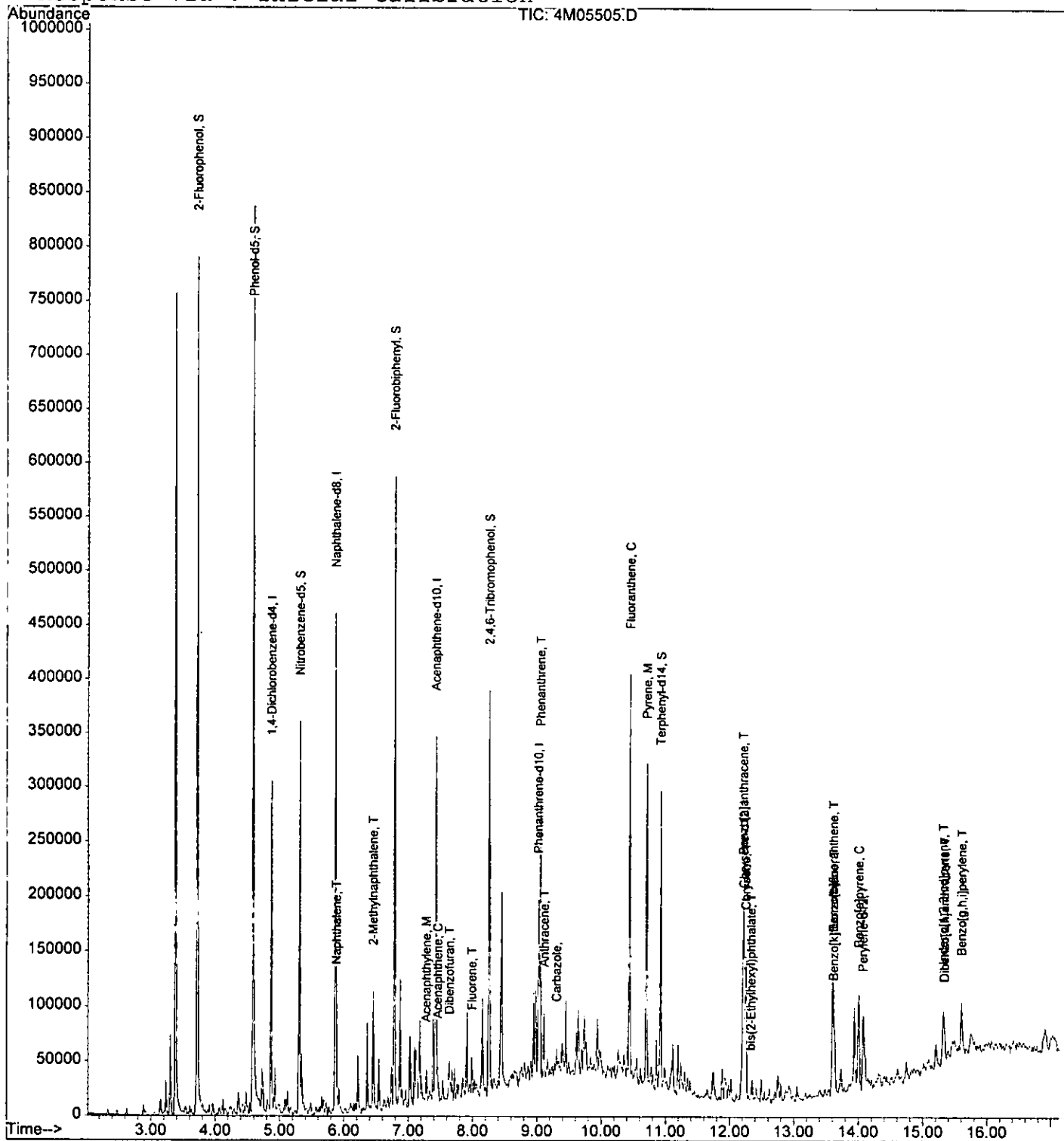
 (#) = qualifier out of range (m) = manual integration

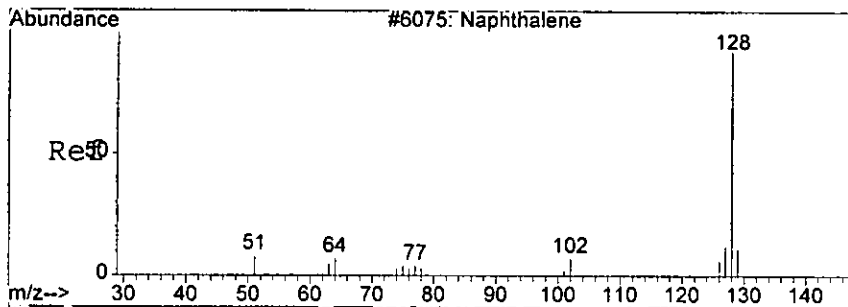
Quantitation Report

Data File : G:\GcMsData\2005\Gcms_4\Data\08-10-05\4M05505.D Vial: 3
 Acq On : 10 Aug 2005 17:20 Operator: AHD
 Sample : AC18916-005 Inst : GCMS
 Misc : S,BNA Multiplr: 1.00
 MS Integration Params: RTEINT.P
 Quant Time: Aug 18 12:48 2005

Quant Results File: 4M_0809.RES

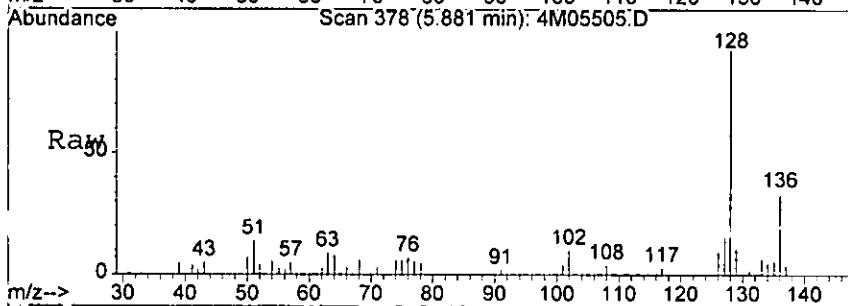
Method : G:\GCMSDATA\2005\GCMS_4\METHODS\4M_0809.M (RTE Integrator)
 Title : @GCMS_4,mg,625,8270
 Last Update : Tue Aug 09 15:25:10 2005
 Response via : Initial Calibration



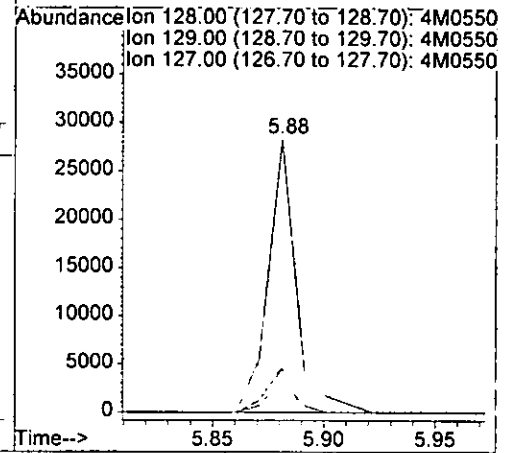
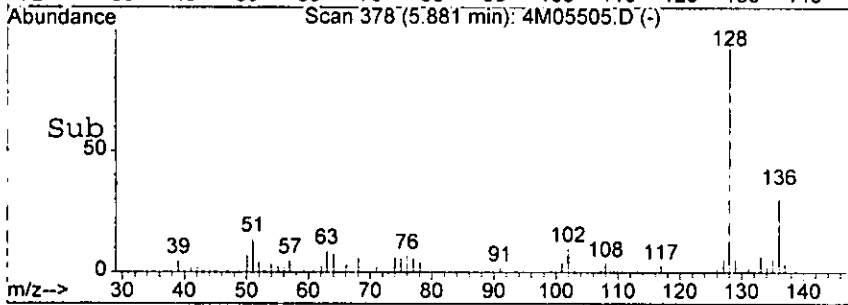


#29
 Naphthalene
 Concen: 7.11 ng
 RT: 5.88 min Scan# 378
 Delta R.T. 0.01 min
 Lab File: 4M05505.D
 Acq: 10 Aug 2005 17:20

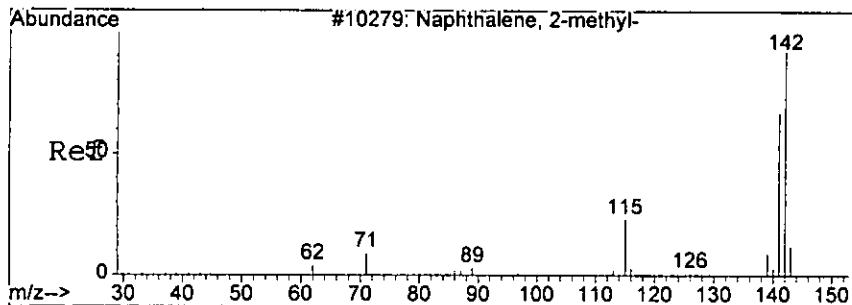
2005



Tgt Ion	Resp:	Lower	Upper
128	24735		
129	11.2	0.0	51.8
127	16.1	0.0	57.0

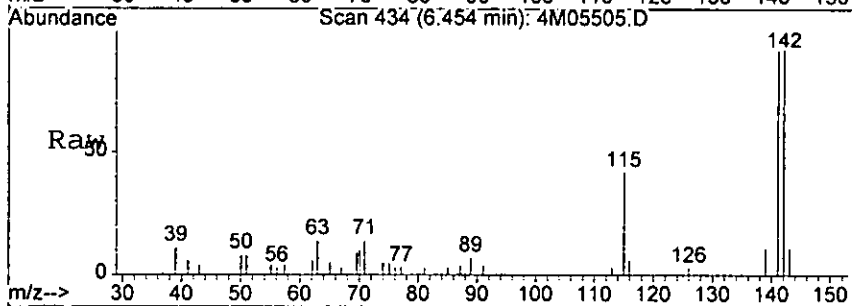


1/8/05

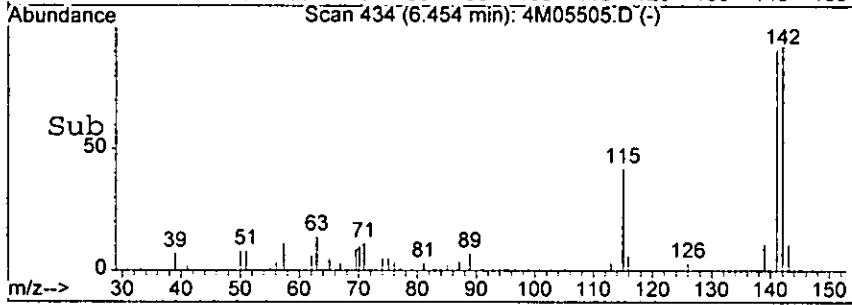
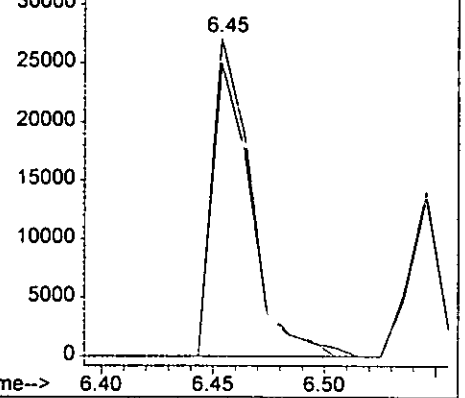


#33
 2-Methylnaphthalene
 Concen: 14.69 ng
 RT: 6.45 min Scan# 404
 Delta R.T. 0.00 min
 Lab File: 4M05505.D
 Acq: 10 Aug 2005 17:20

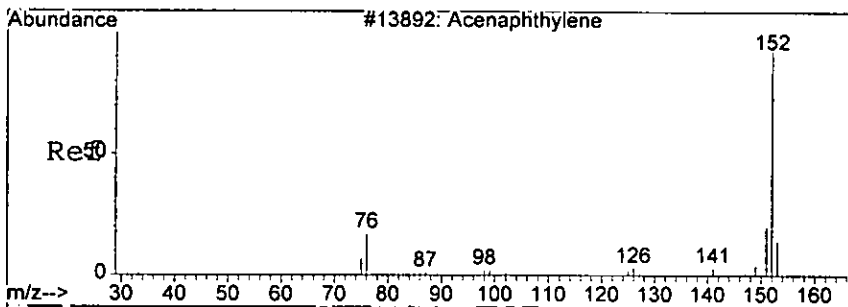
Tgt Ion	Resp	Lower	Upper
142	100		
141	92.3	55.7	135.7



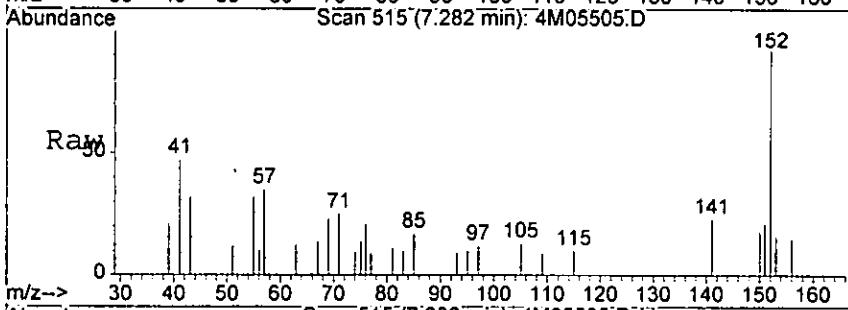
Abundance Ion 142.00 (141.70 to 142.70): 4M0550
 Ion 141.00 (140.70 to 141.70): 4M0550



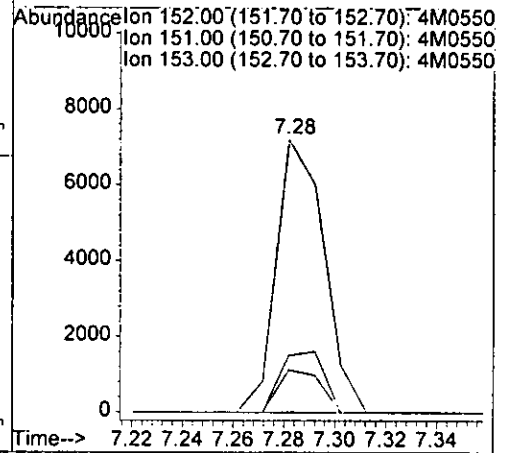
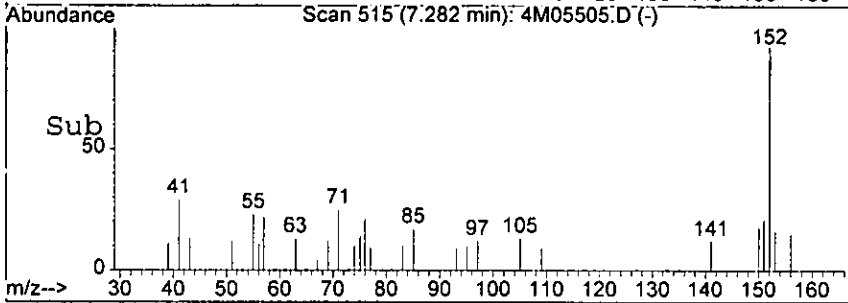
Handwritten signature



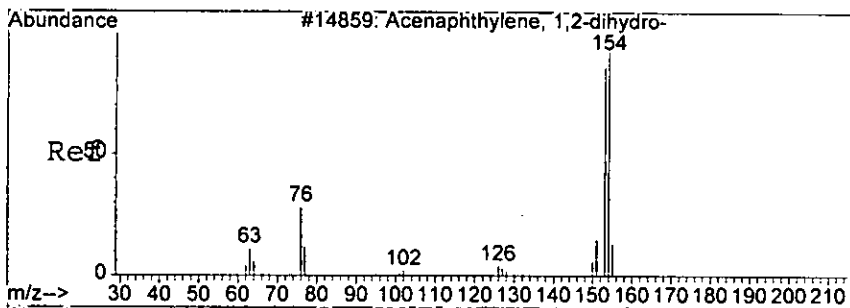
#46
 Acenaphthylene
 Concen: 3.68 ng
 RT: 7.28 min Scan# 515
 Delta R.T. 0.00 min
 Lab File: 4M05505.D
 Acq: 10 Aug 2005 17:20



Tgt Ion:	152	Resp:	9375
Ion Ratio	Lower	Upper	
152	100		
151	20.8	0.0	63.6
153	15.5	0.0	53.8



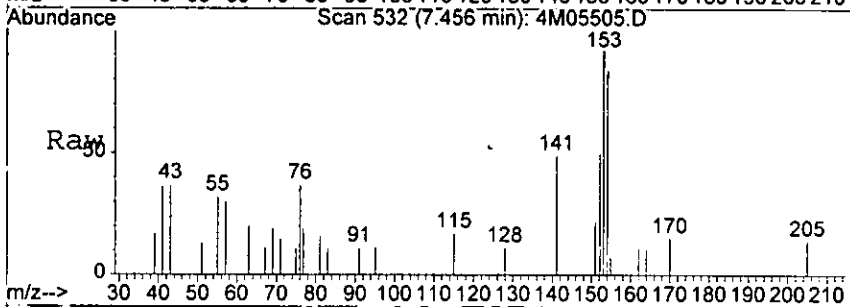
h818r



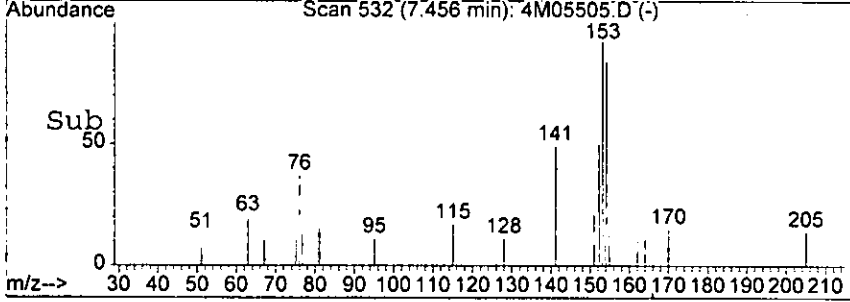
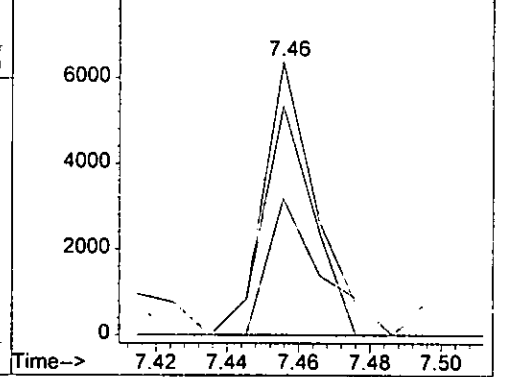
#49
 Acenaphthene
 Concen: 3.92 ng
 RT: 7.46 min Scan# 532
 Delta R.T. 0.00 min
 Lab File: 4M05505.D
 Acq: 10 Aug 2005 17:20

5098

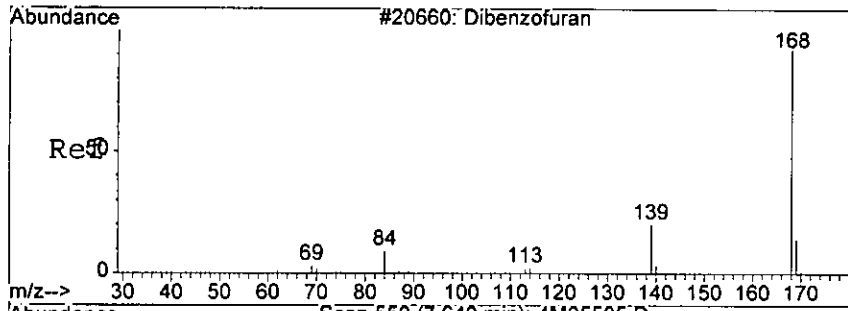
Tgt Ion	Resp	Lower	Upper
153	6497		
152	49.9	8.3	88.3
154	83.8	45.1	125.1



Abundance vs Time plot for three ions:
 Ion 153.00 (152.70 to 153.70): 4M0550
 Ion 152.00 (151.70 to 152.70): 4M0550
 Ion 154.00 (153.70 to 154.70): 4M0550



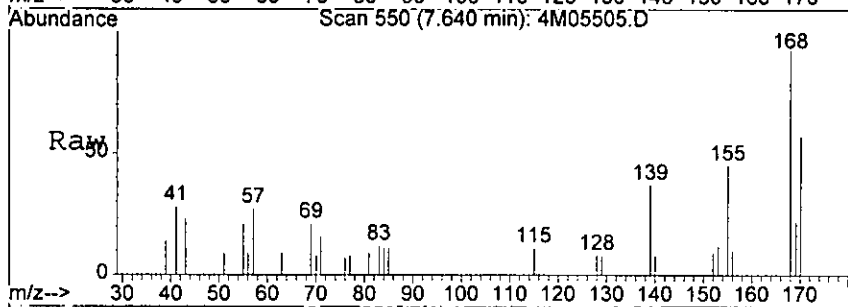
Handwritten signature



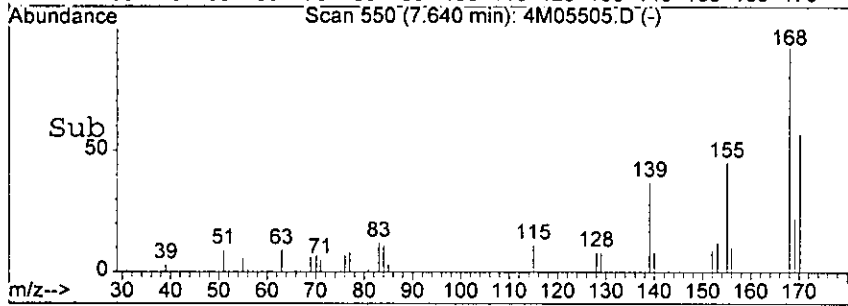
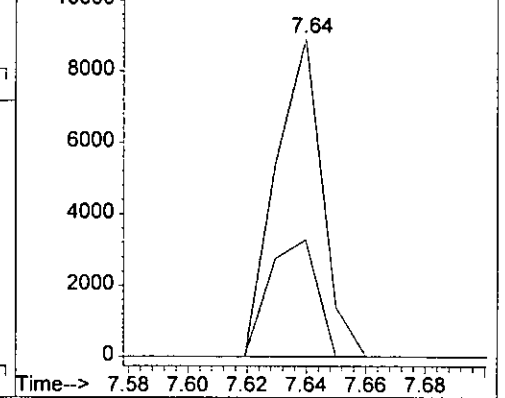
#52
 Dibenzofuran
 Concen: 4.76 ng
 RT: 7.64 min Scan# 550
 Delta R.T. 0.01 min
 Lab File: 4M05505.D
 Acq: 10 Aug 2005 17:20

09090

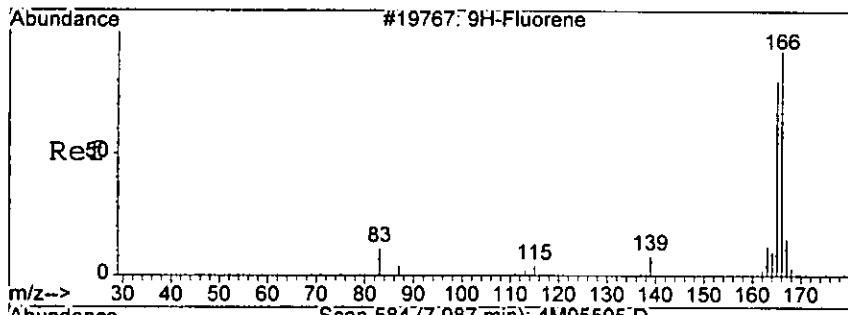
Tgt Ion: 168 Resp: 9652
 Ion Ratio Lower Upper
 168 100
 139 36.7 6.0 66.0



Abundance Ion 168.00 (167.70 to 168.70): 4M0550
 Ion 139.00 (138.70 to 139.70): 4M0550

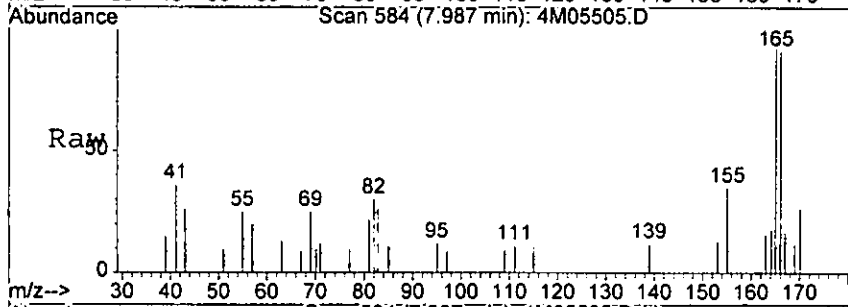


168



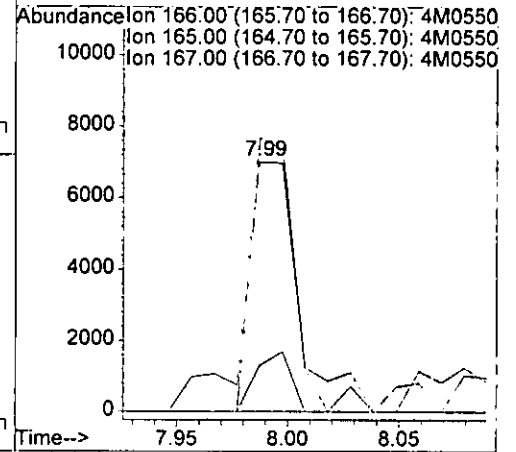
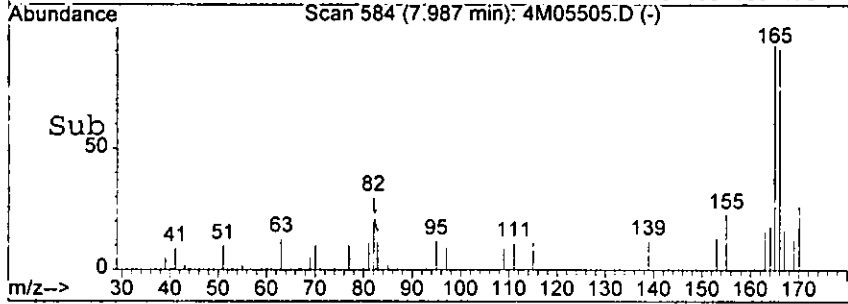
#55
 Fluorene
 Concen: 6.26 ng
 RT: 7.99 min Scan# 584
 Delta R.T. 0.00 min
 Lab File: 4M05505.D
 Acq: 10 Aug 2005 17:20

0607

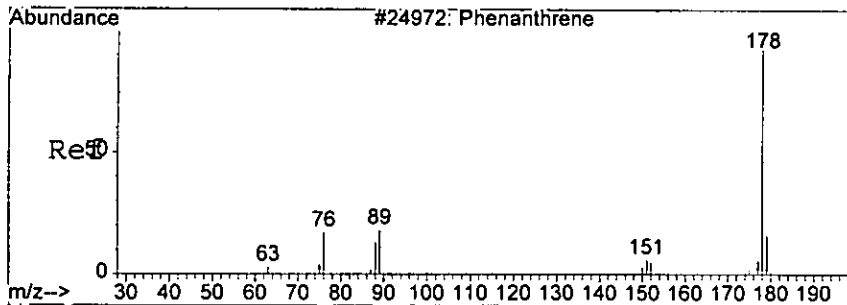


Tgt Ion: 166 Resp: 9733

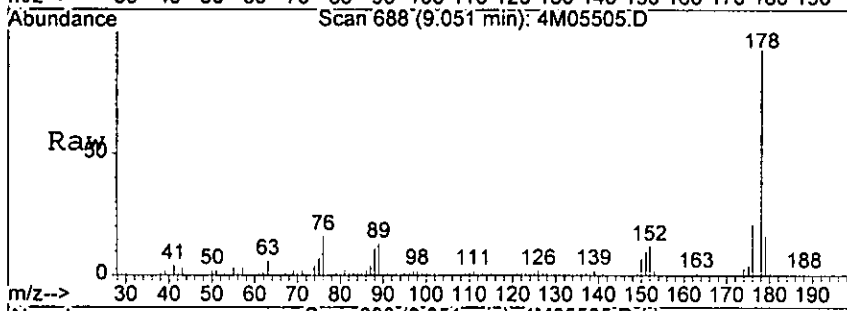
Ion	Ratio	Lower	Upper
166	100		
165	99.6	63.3	143.3
167	18.4	0.0	54.6



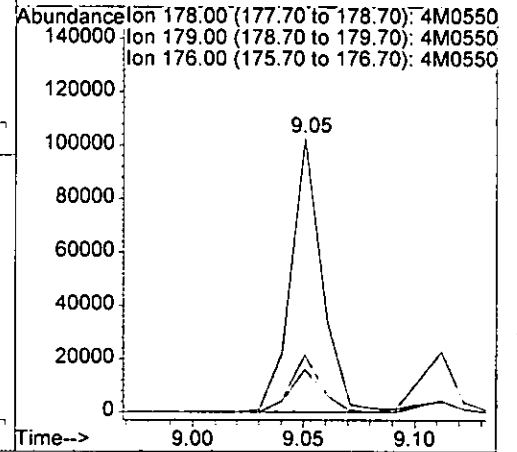
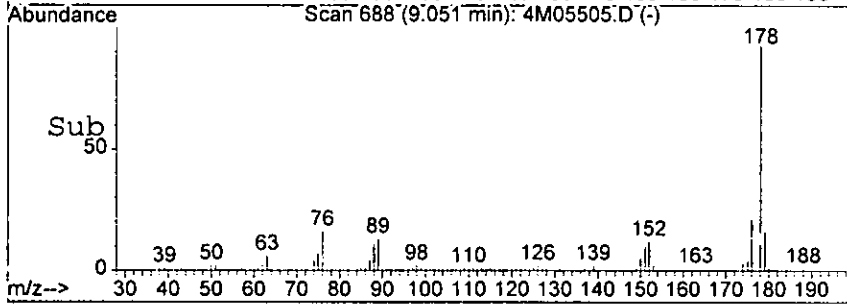
1818



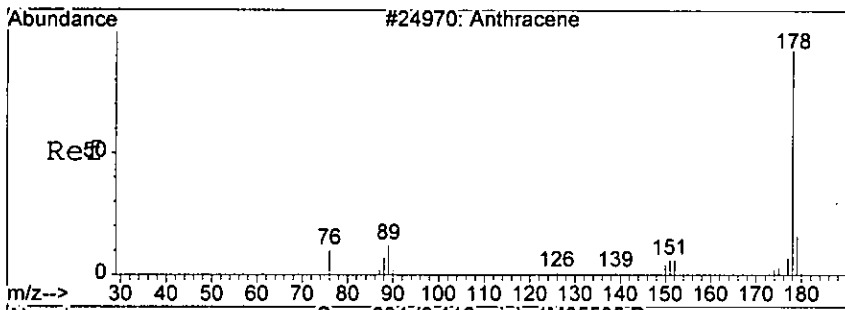
#67
 Phenanthrene
 Concen: 58.80 ng
 RT: 9.05 min Scan# 688
 Delta R.T. 0.01 min
 Lab File: 4M05505.D
 Acq: 10 Aug 2005 17:20



Tgt Ion	Ratio	Lower	Upper
178	100		
179	15.6	0.0	56.6
176	21.0	0.0	60.5



1818 ✓

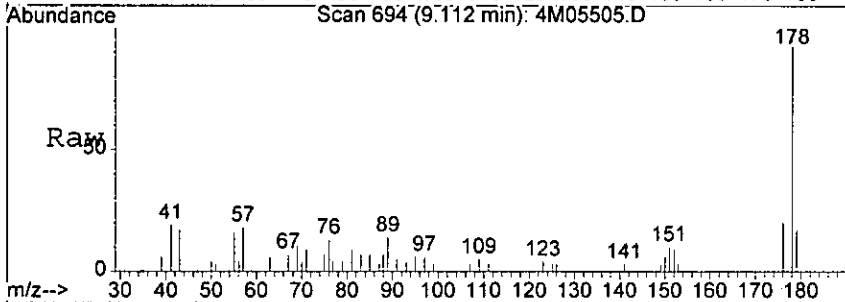


#68
 Anthracene
 Concen: 13.96 ng
 RT: 9.11 min Scan# 694
 Delta R.T. 0.01 min
 Lab File: 4M05505.D
 Acq: 10 Aug 2005 17:20

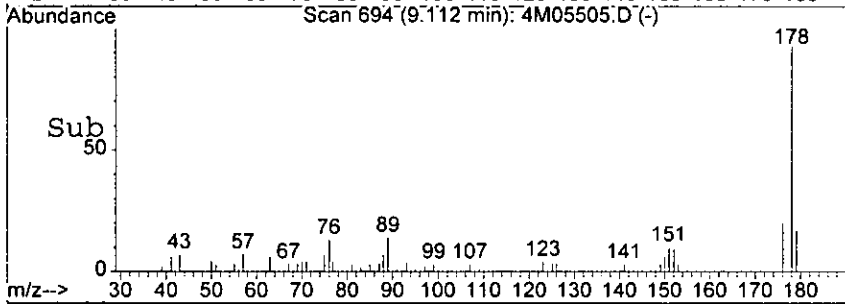
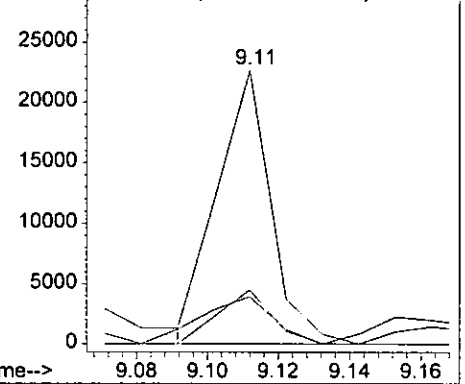
694

Tgt Ion: 178 Resp: 23932

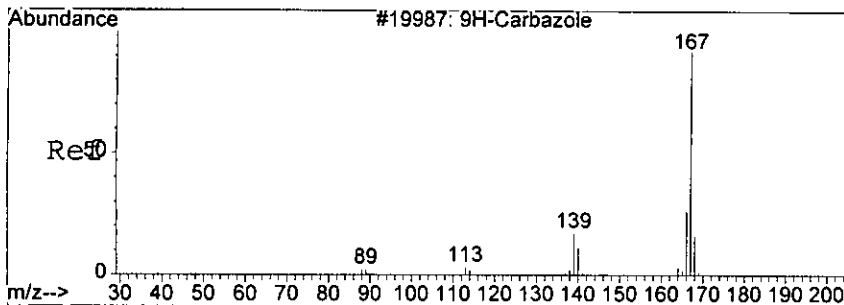
Ion	Ratio	Lower	Upper
178	100		
179	13.5	0.0	56.6
176	19.7	0.0	60.2



Abundance Ion 178.00 (177.70 to 178.70): 4M0550
 Ion 179.00 (178.70 to 179.70): 4M0550
 Ion 176.00 (175.70 to 176.70): 4M0550



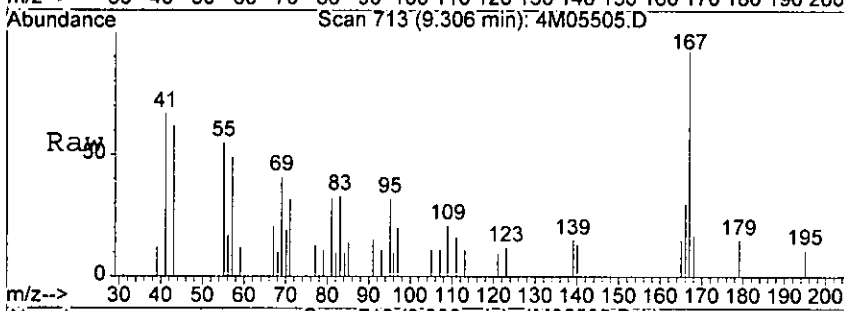
12/18



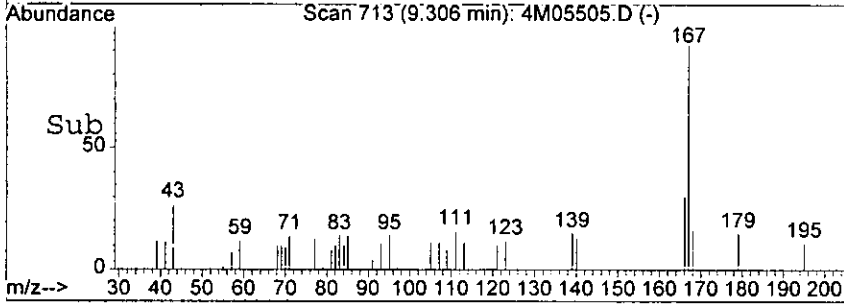
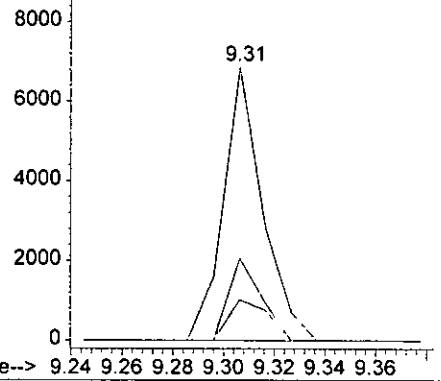
#69
 Carbazole
 Concen: 5.08 ng
 RT: 9.31 min Scan# 713
 Delta R.T. 0.01 min
 Lab File: 4M05505.D
 Acq: 10 Aug 2005 17:20

051150

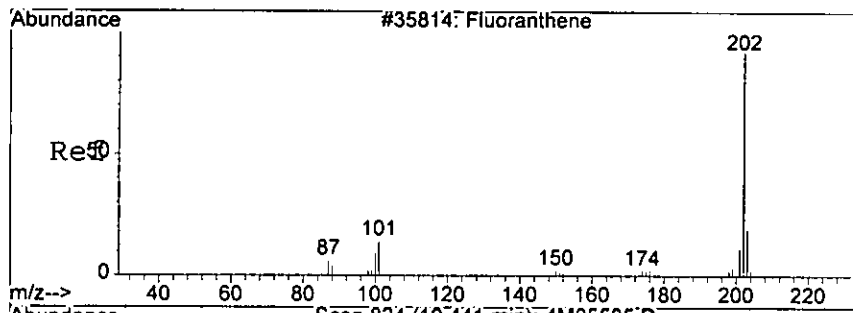
Tgt Ion	Resp	Lower	Upper
167	7351	100	100
166	30.0	4.9	44.9
139	14.8	0.0	33.9



Abundance Ion 167.10 (166.80 to 167.80): 4M0550
 Ion 166.20 (165.90 to 166.90): 4M0550
 Ion 139.05 (138.75 to 139.75): 4M0550



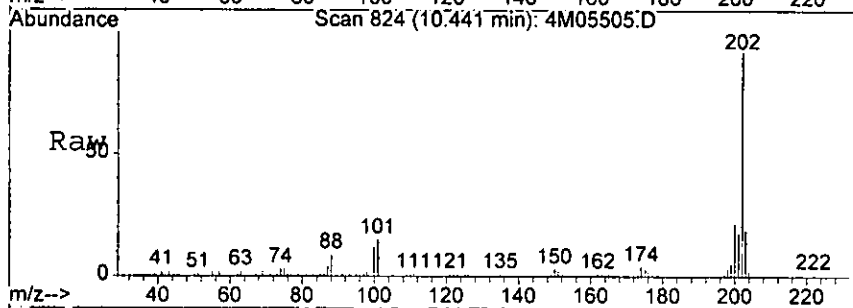
18185



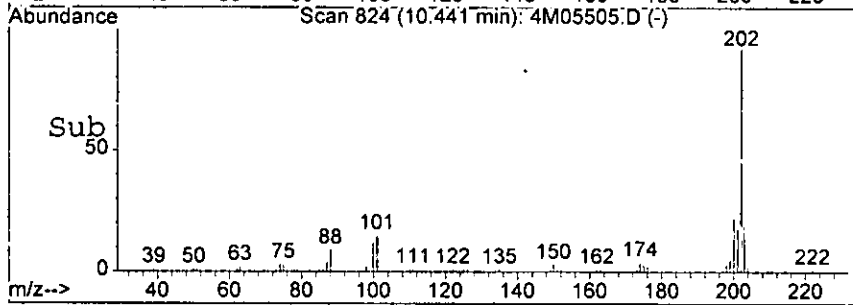
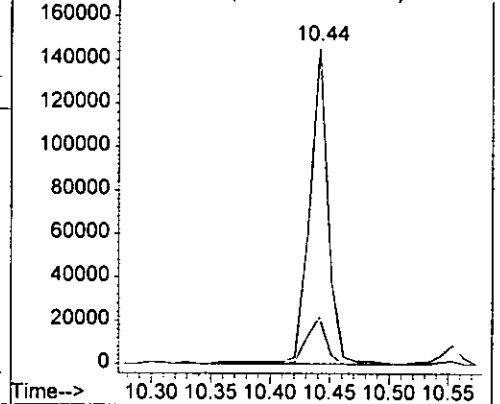
#71
 Fluoranthene
 Concen: 103.85 ng
 RT: 10.44 min Scan# 824
 Delta R.T. 0.02 min
 Lab File: 4M05505.D
 Acq: 10 Aug 2005 17:20

0611

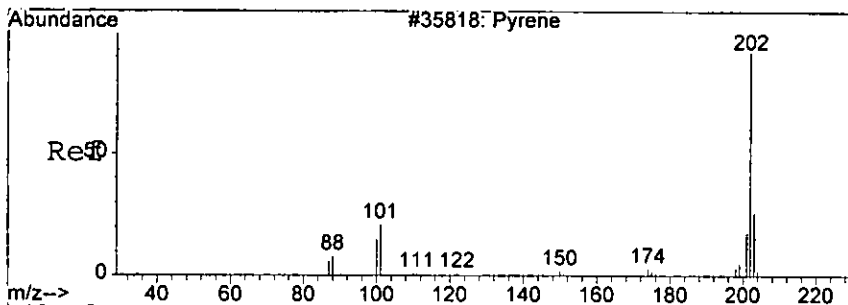
Tgt Ion: 202 Resp: 157395
 Ion Ratio Lower Upper
 202 100
 101 14.9 0.0 58.3



Abundance Ion 202.00 (201.70 to 202.70): 4M0550
 Ion 101.00 (100.70 to 101.70): 4M0550

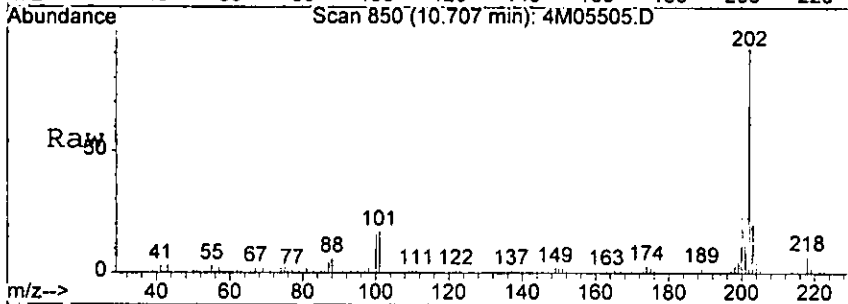


10/10

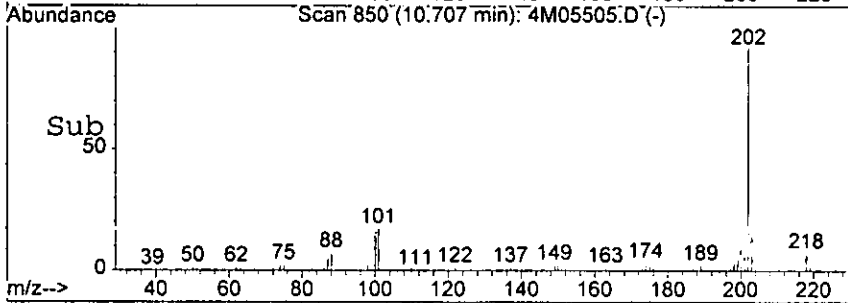
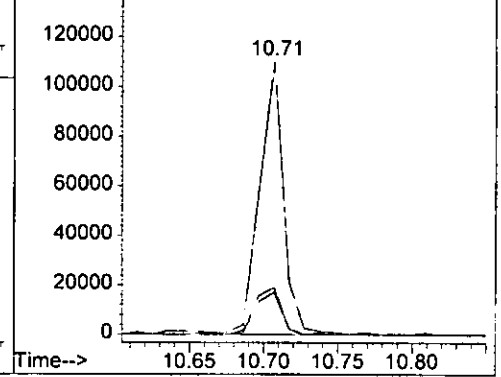


#73
 Pyrene
 Concen: 68.04 ng
 RT: 10.71 min Scan# 850
 Delta R.T. 0.02 min
 Lab File: 4M05505.D
 Acq: 10 Aug 2005 17:20

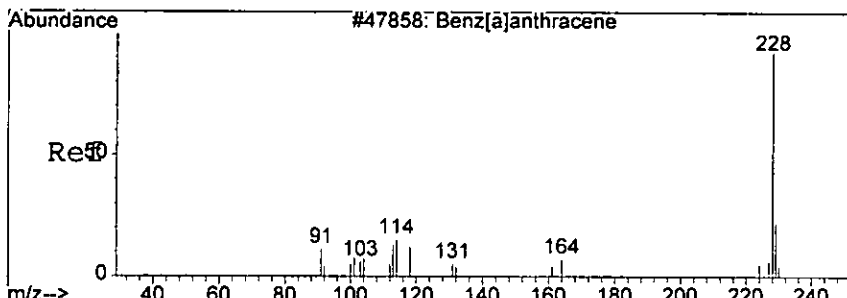
Tgt Ion	Resp	Lower	Upper
202	100		
101	17.2	0.0	62.7
100	15.5	0.0	60.5



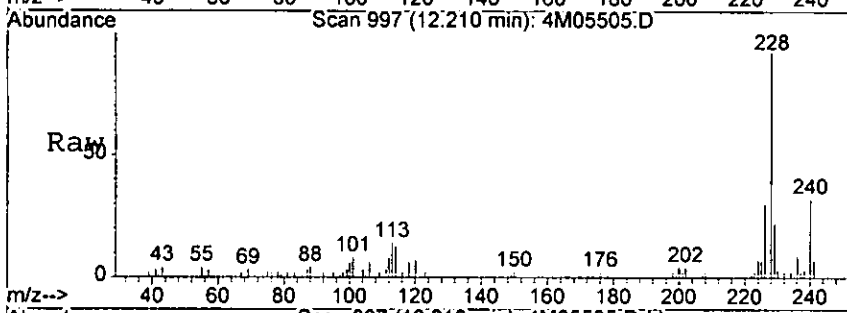
Abundance
 Ion 202.00 (201.70 to 202.70): 4M0550
 Ion 101.00 (100.70 to 101.70): 4M0550
 Ion 100.00 (99.70 to 100.70): 4M05505



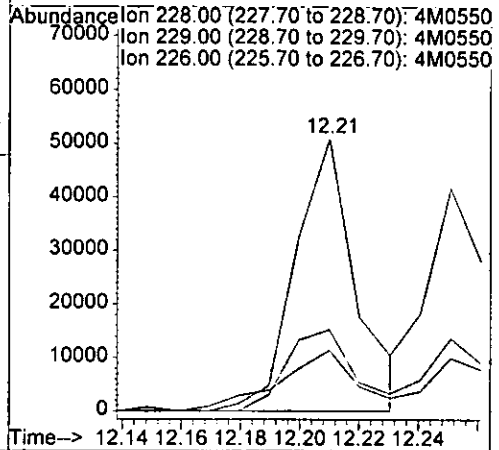
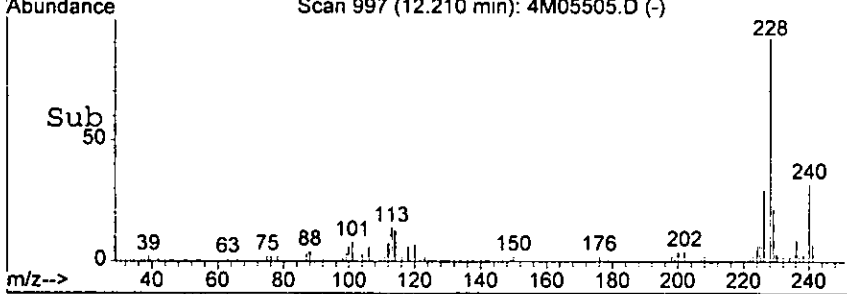
Handwritten signature



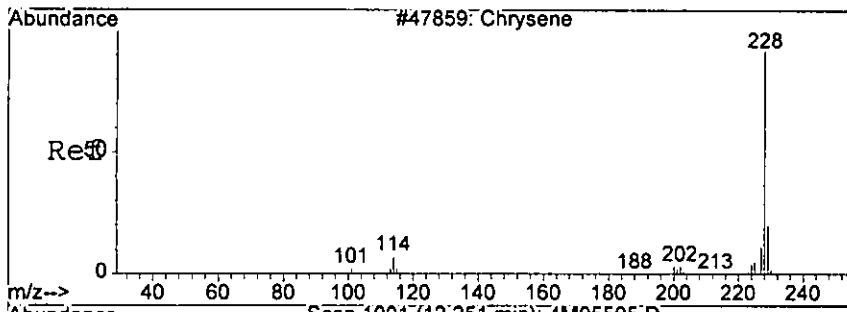
#78
 Benzo[a]anthracene
 Concen: 50.05 ng
 RT: 12.21 min Scan# 997
 Delta R.T. 0.02 min
 Lab File: 4M05505.D
 Acq: 10 Aug 2005 17:20



Tgt Ion	Resp	Lower	Upper
228	72485		
228	100		
229	20.6	0.0	60.5
226	30.0	0.0	69.0

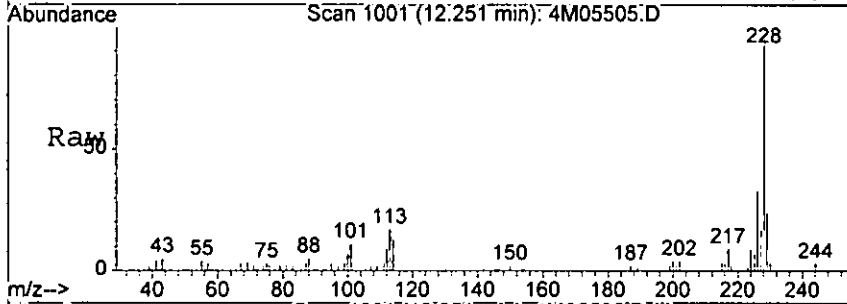


10/18/05



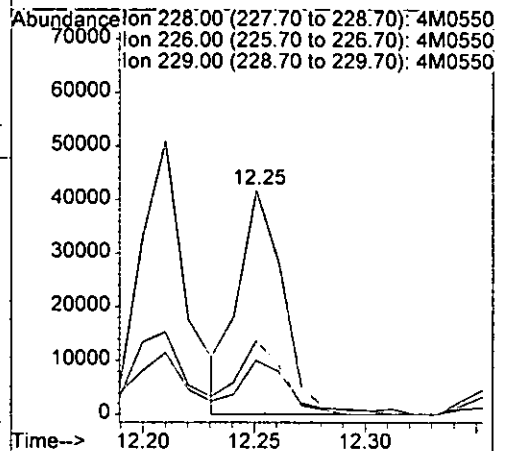
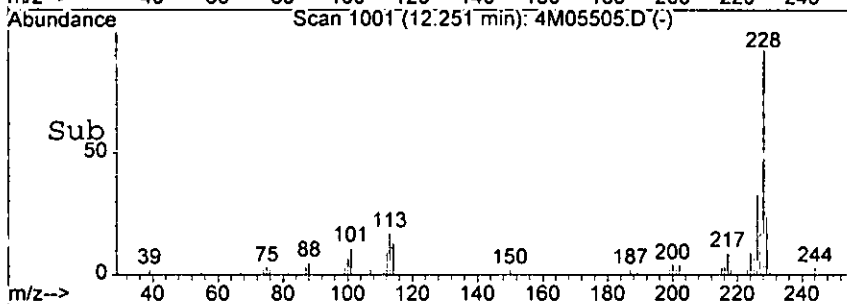
#79
 Chrysene
 Concen: 45.80 ng
 RT: 12.25 min Scan# 1001
 Delta R.T. 0.02 min
 Lab File: 4M05505.D
 Acq: 10 Aug 2005 17:20

0614

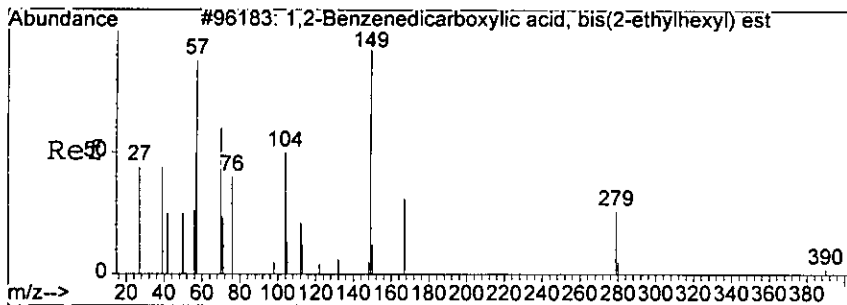


Tgt Ion: 228 Resp: 58799

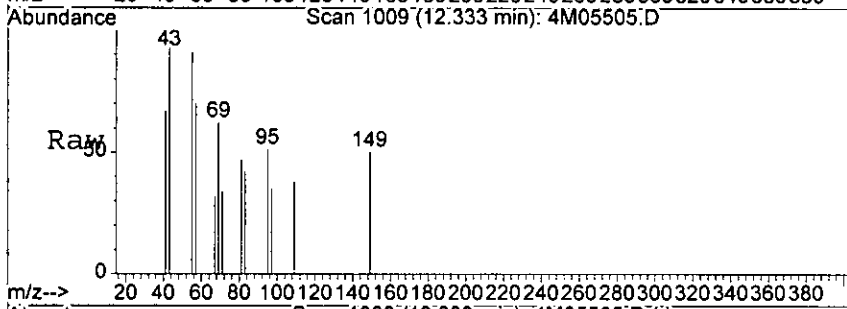
Ion	Ratio	Lower	Upper
228	100		
226	32.9	12.0	52.0
229	21.8	0.0	61.1



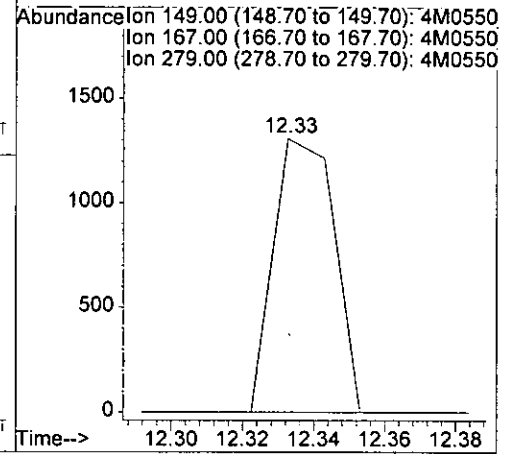
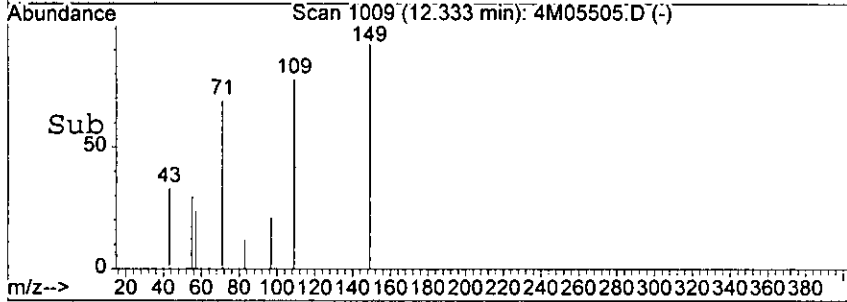
12/18/05



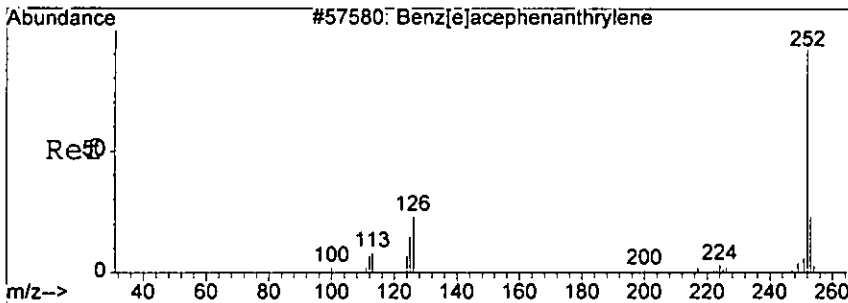
#80
 bis(2-Ethylhexyl)phthalate
 Concen: 1.08 ng
 RT: 12.33 min Scan# 1009
 Delta R.T. 0.01 min
 Lab File: 4M05505.D
 Acq: 10 Aug 2005 17:20



Tgt Ion	Ratio	Lower	Upper
149	100		
167	0.0	0.0	53.9
279	0.0	0.0	43.5

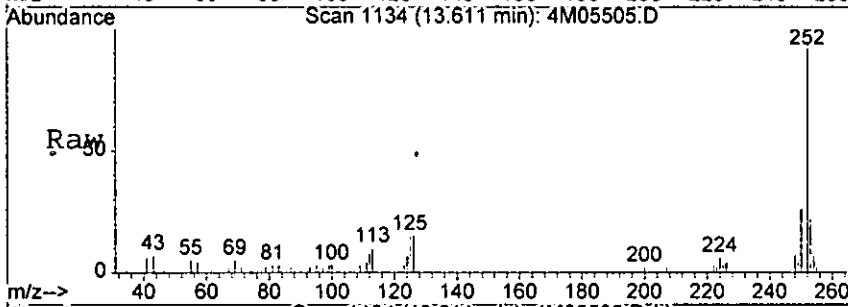


12/8/05

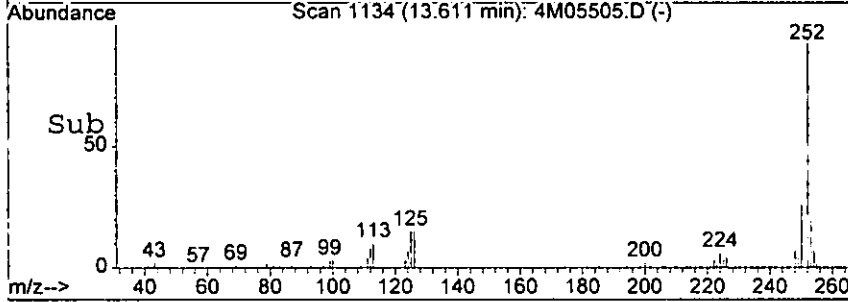
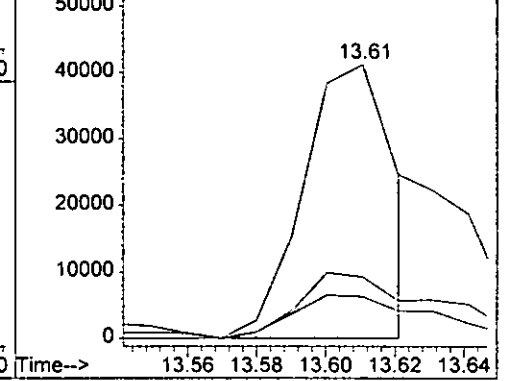


#83
 Benzo[b]fluoranthene
 Concen: 57.37 ng m
 RT: 13.61 min Scan# 1134
 Delta R.T. 0.03 min
 Lab File: 4M05505.D
 Acq: 10 Aug 2005 17:20

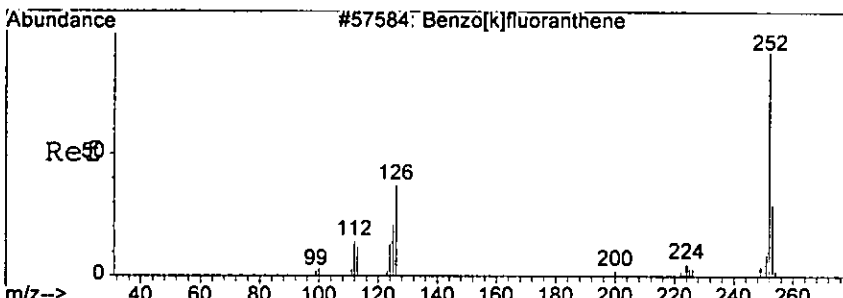
Tgt Ion	Resp	Lower	Upper
252	100		
253	22.4	0.0	63.3
125	15.3	0.0	57.6



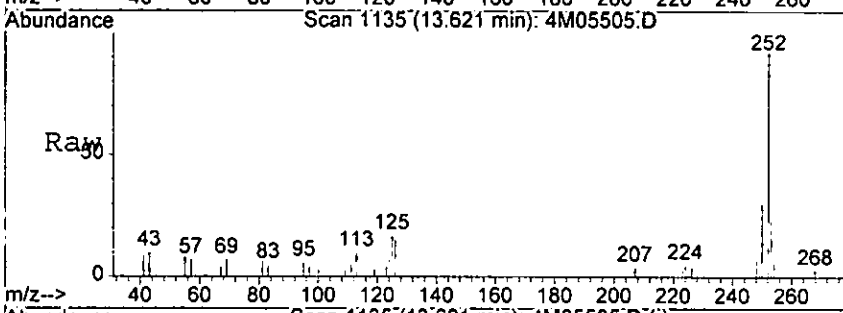
Abundance
 Ion 252.00 (251.70 to 252.70): 4M0550
 Ion 253.00 (252.70 to 253.70): 4M0550
 Ion 125.00 (124.70 to 125.70): 4M0550



h818r

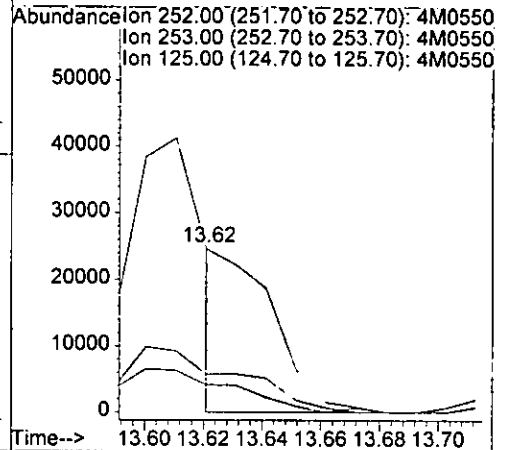
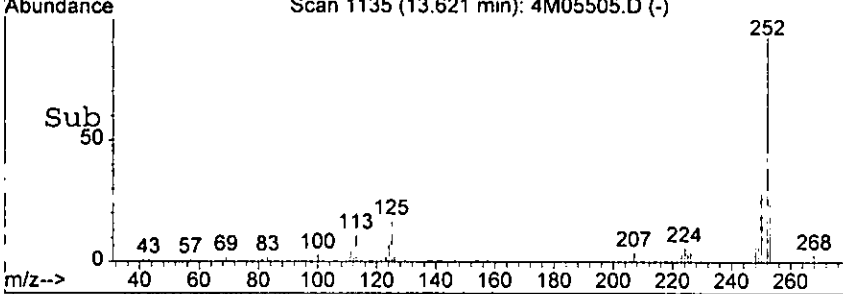


#84
 Benzo[k]fluoranthene
 Concen: 25.48 ng m
 RT: 13.62 min Scan# 1135
 Delta R.T. 0.01 min
 Lab File: 4M05505.D
 Acq: 10 Aug 2005 17:20

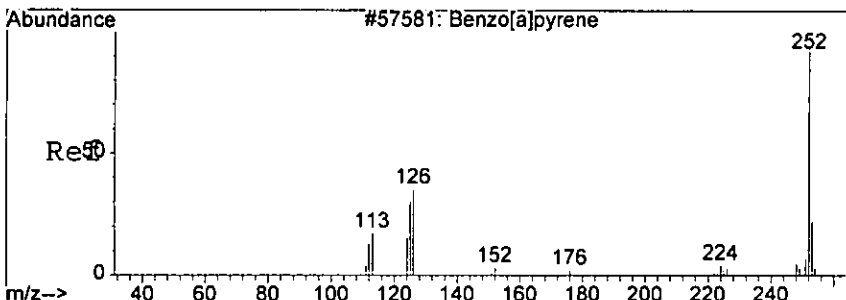


Tgt Ion: 252 Resp: 30486

Ion	Ratio	Lower	Upper
252	100		
253	23.1	0.0	63.5
125	16.7	0.0	53.8

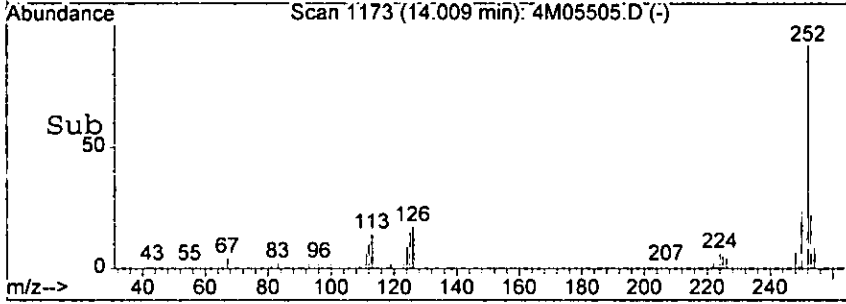
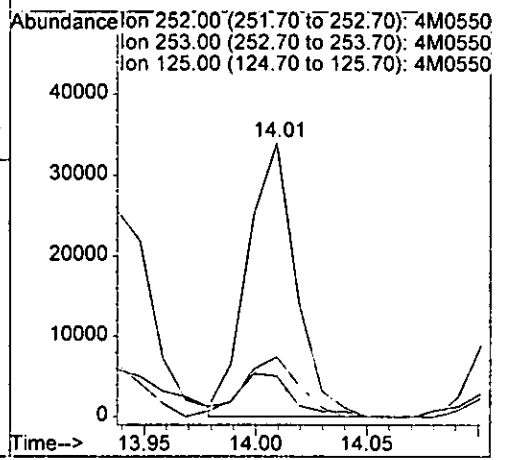
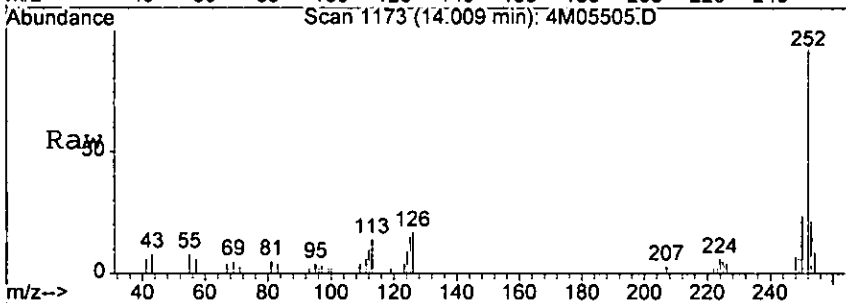


later

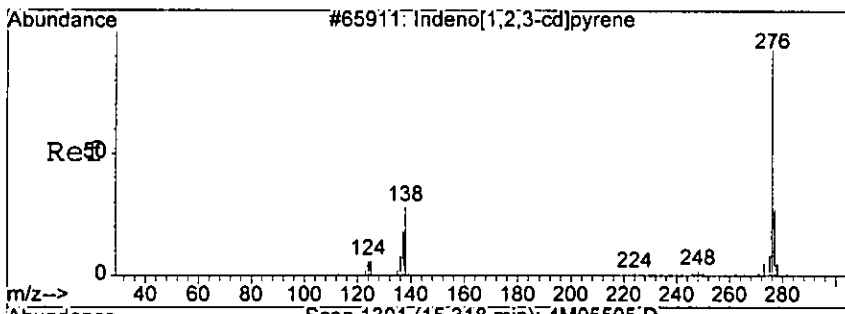


#85
 Benzo[a]pyrene
 Concen: 44.68 ng
 RT: 14.01 min Scan# 1173
 Delta R.T. 0.03 min
 Lab File: 4M05505.D
 Acq: 10 Aug 2005 17:20

Tgt Ion	Resp	Lower	Upper
252	51473		
253	21.9	0.0	62.9
125	14.7	0.0	57.6

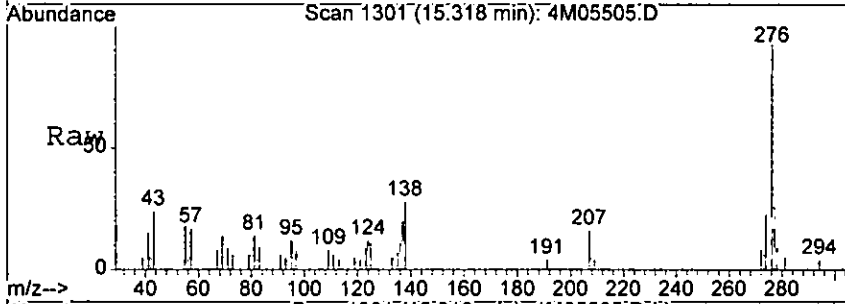


Handwritten signature

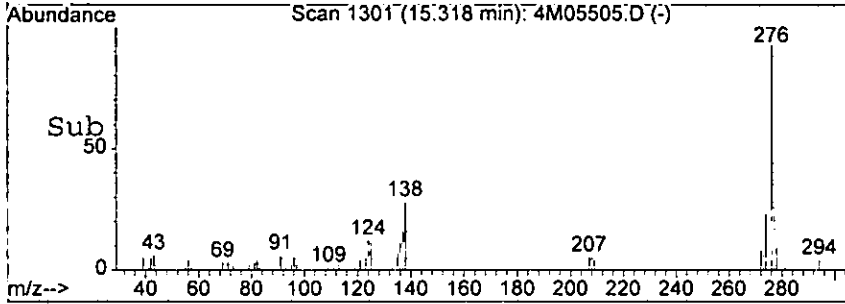
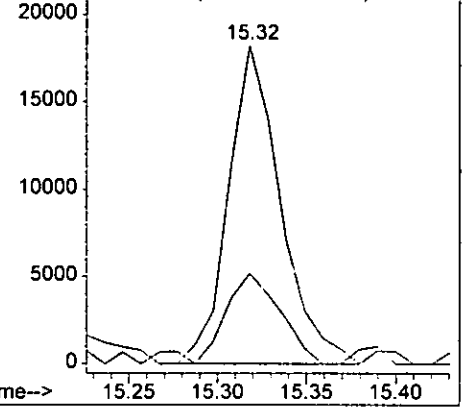


#86
 Indeno[1,2,3-cd]pyrene
 Concen: 28.52 ng
 RT: 15.32 min Scan# 1301
 Delta R.T. 0.03 min
 Lab File: 4M05505.D
 Acq: 10 Aug 2005 17:20

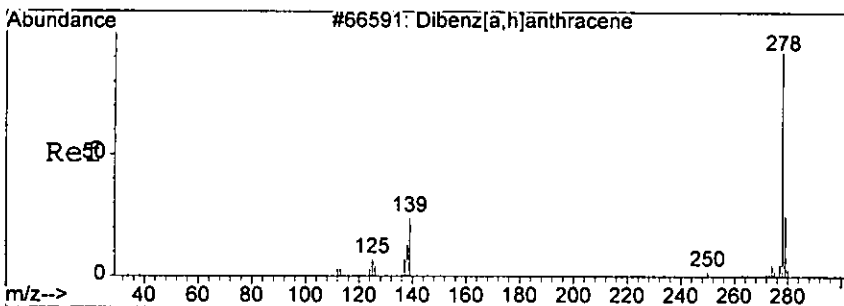
Tgt Ion: 276 Resp: 37041
 Ion Ratio Lower Upper
 276 100
 138 24.6 0.0 73.4



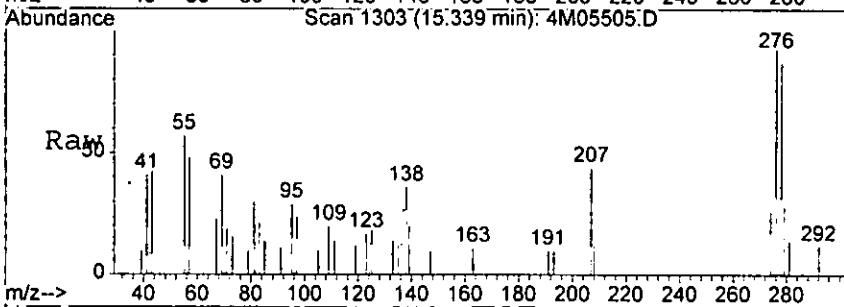
Abundance Ion 276.00 (275.70 to 276.70): 4M0550
 Ion 138.00 (137.70 to 138.70): 4M0550



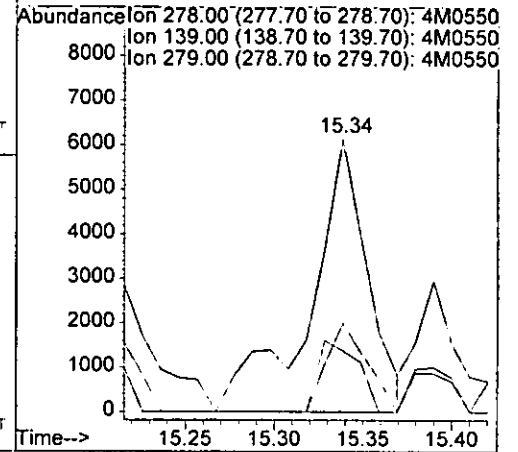
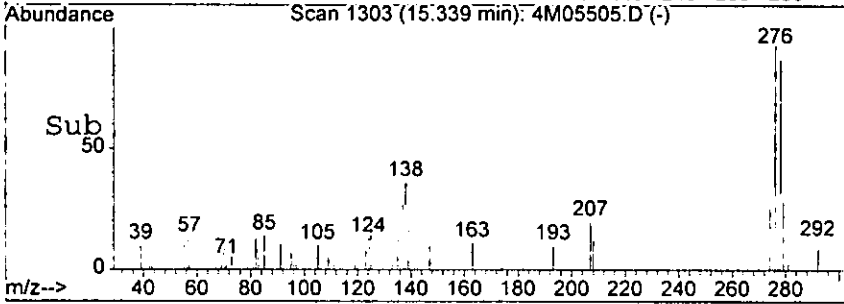
1818r



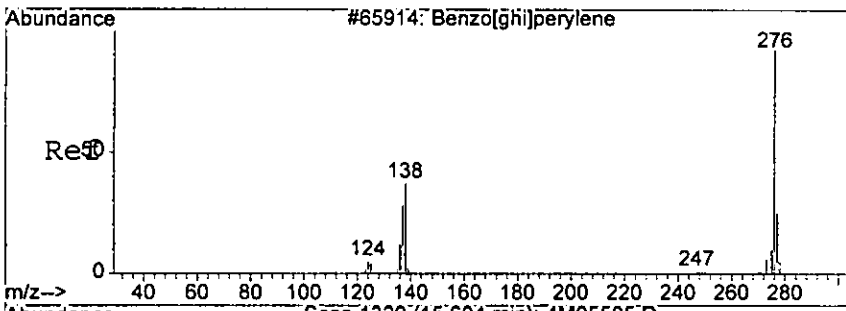
#87
 Dibenzo[a,h]anthracene
 Concen: 13.35 ng
 RT: 15.34 min Scan# 1303
 Delta R.T. 0.03 min
 Lab File: 4M05505.D
 Acq: 10 Aug 2005 17:20



Tgt Ion	Resp:	Lower	Upper
278	13837		
139	22.6	0.0	63.8
279	32.5	0.0	64.0

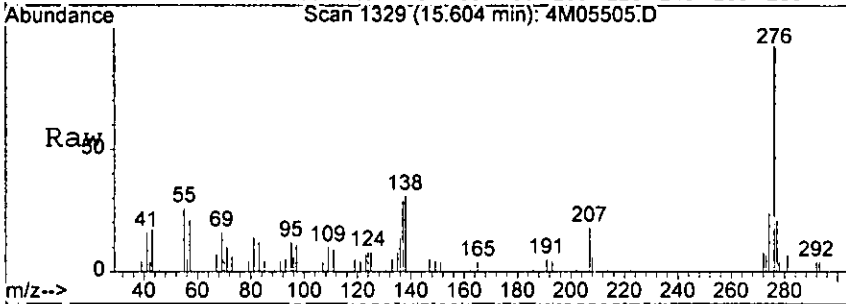


18185

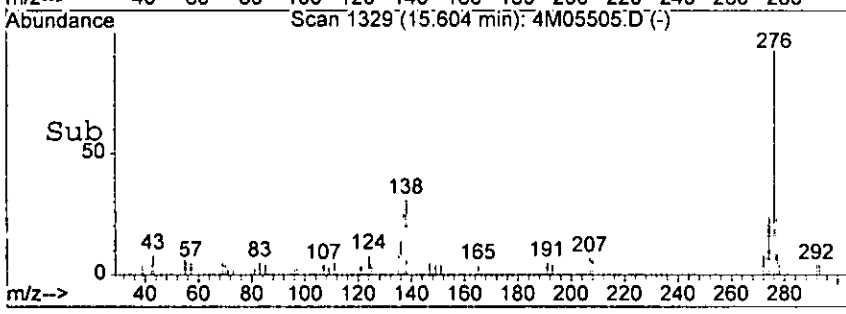
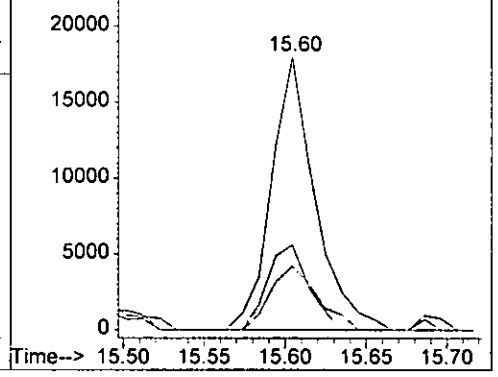


#88
 Benzo[g,h,i]perylene
 Concen: 30.93 ng
 RT: 15.60 min Scan# 1329
 Delta R.T. 0.04 min
 Lab File: 4M05505.D
 Acq: 10 Aug 2005 17:20

Tgt Ion	Ratio	Lower	Upper
276	100		
138	31.1	0.0	74.1
277	23.4	0.0	65.0



Abundance
 Ion 276.00 (275.70 to 276.70): 4M0550
 Ion 138.00 (137.70 to 138.70): 4M0550
 Ion 277.00 (276.70 to 277.70): 4M0550



Lab

Form1

ORGANICS SEMIVOLATILE REPORT

0622

Sample Number: AC18916-006(10X)
 Client Id: PCSB-45 (3')
 Data File: 5M10020.D
 Analysis Date: 08/12/05 16:39
 Date Rec/Extracted: 08/04/05-08/09/05

Matrix: Soil
 Initial Vol: 30g
 Final Vol: 1ml
 Dilution: 10
 Solids: 89

Units: mg/Kg

Cas #	Compound	RL	Conc	Cas #	Compound	RL	Conc
120-82-1	1,2,4-Trichlorobenzene	0.065	U	205-99-2	Benzo[b]fluoranthene	0.10	0.79
95-50-1	1,2-Dichlorobenzene	0.15	U	191-24-2	Benzo[g,h,i]perylene	0.054	U
122-66-7	1,2-Diphenylhydrazine	0.12	U	207-08-9	Benzo[k]fluoranthene	0.13	U
541-73-1	1,3-Dichlorobenzene	0.11	U	111-91-1	bis(2-Chloroethoxy)methan	0.087	U
106-46-7	1,4-Dichlorobenzene	0.066	U	111-44-4	bis(2-Chloroethyl)ether	0.17	U
95-95-4	2,4,5-Trichlorophenol	0.58	U	108-60-1	bis(2-chloroisopropyl)ether	0.078	U
88-06-2	2,4,6-Trichlorophenol	0.28	U	117-81-7	bis(2-Ethylhexyl)phthalate	0.24	U
120-83-2	2,4-Dichlorophenol	0.50	U	85-68-7	Butylbenzylphthalate	0.10	U
105-67-9	2,4-Dimethylphenol	0.32	U	86-74-8	Carbazole	0.072	U
51-28-5	2,4-Dinitrophenol	0.69	U	218-01-9	Chrysene	0.11	0.78
121-14-2	2,4-Dinitrotoluene	0.13	U	84-74-2	Di-n-butylphthalate	0.076	U
606-20-2	2,6-Dinitrotoluene	0.17	U	117-84-0	Di-n-octylphthalate	0.13	U
91-58-7	2-Chloronaphthalene	0.043	U	53-70-3	Dibenzo[a,h]anthracene	0.069	U
95-57-8	2-Chlorophenol	0.69	U	132-64-9	Dibenzofuran	0.48	2.7
91-57-6	2-Methylnaphthalene	0.64	9.1	84-66-2	Diethylphthalate	0.088	U
95-48-7	2-Methylphenol	1.4	U	131-11-3	Dimethylphthalate	0.065	U
88-74-4	2-Nitroaniline	0.49	U	206-44-0	Fluoranthene	0.062	2.4
88-75-5	2-Nitrophenol	0.46	U	86-73-7	Fluorene	0.090	5.1
106-44-5	3&4-Methylphenol	1.4	U	118-74-1	Hexachlorobenzene	0.15	U
91-94-1	3,3'-Dichlorobenzidine	0.66	U	87-68-3	Hexachlorobutadiene	0.092	U
99-09-2	3-Nitroaniline	0.94	U	77-47-4	Hexachlorocyclopentadiene	1.0	U
534-52-1	4,6-Dinitro-2-methylphenol	0.71	U	67-72-1	Hexachloroethane	0.13	U
101-55-3	4-Bromophenyl-phenylether	0.15	U	193-39-5	Indeno[1,2,3-cd]pyrene	0.064	U
59-50-7	4-Chloro-3-methylphenol	0.75	U	78-59-1	Isophorone	2.0	U
106-47-8	4-Chloroaniline	2.5	U	621-64-7	N-Nitroso-di-n-propylamine	0.12	U
7005-72-3	4-Chlorophenyl-phenylether	0.11	U	62-75-9	N-Nitrosodimethylamine	4.2	U
100-01-6	4-Nitroaniline	0.56	U	86-30-6	n-Nitrosodiphenylamine	0.10	U
100-02-7	4-Nitrophenol	0.53	U	91-20-3	Naphthalene	0.036	2.8
83-32-9	Acenaphthene	0.062	3.8	98-95-3	Nitrobenzene	0.11	U
208-96-8	Acenaphthylene	0.057	U	87-86-5	Pentachlorophenol	0.36	U
120-12-7	Anthracene	0.074	1.4	85-01-8	Phenanthrene	0.083	12
92-87-5	Benzidine	3.9	U	108-95-2	Phenol	0.62	U
56-55-3	Benzo[a]anthracene	0.052	0.80	129-00-0	Pyrene	0.086	2.2
50-32-8	Benzo[a]pyrene	0.062	0.61				

Worksheet #: 18415

Total Target Concentration 44.48

U - Indicates the compound was analyzed but not detected.
 B - Indicates the analyte was found in the blank as well as in the sample.
 E - Indicates the analyte concentration exceeds the calibration range of the instrument.

R - Retention Time Out
 J - Indicates an estimated value when a compound is detected at less than the specified detection limit.

Form1

ORGANICS SEMIVOLATILE REPORT

0623

Sample Number: AC18916-006(10X)
 Client Id: PCSB-45 (3')
 Data File: 5M10020.D
 Analysis Date: 08/12/05 16:39
 Date Rec/Extracted: 08/04/05-08/09/05

Matrix: Soil
 Initial Vol: 30g
 Final Vol: 1ml
 Dilution: 10
 Solids: 89

Units: mg/Kg

Cas #	Compound	RL	Conc	Cas #	Compound	RL	Conc
120-82-1	1,2,4-Trichlorobenzene	0.065	U	205-99-2	Benzo[b]fluoranthene	0.10	0.79
95-50-1	1,2-Dichlorobenzene	0.15	U	191-24-2	Benzo[g,h,i]perylene	0.054	U
122-66-7	1,2-Diphenylhydrazine	0.12	U	207-08-9	Benzo[k]fluoranthene	0.13	U
541-73-1	1,3-Dichlorobenzene	0.11	U	111-91-1	bis(2-Chloroethoxy)methan	0.087	U
106-46-7	1,4-Dichlorobenzene	0.066	U	111-44-4	bis(2-Chloroethyl)ether	0.17	U
95-95-4	2,4,5-Trichlorophenol	0.58	U	108-60-1	bis(2-chloroisopropyl)ether	0.078	U
88-06-2	2,4,6-Trichlorophenol	0.28	U	117-81-7	bis(2-Ethylhexyl)phthalate	0.24	U
120-83-2	2,4-Dichlorophenol	0.50	U	85-68-7	Butylbenzylphthalate	0.10	U
105-67-9	2,4-Dimethylphenol	0.32	U	86-74-8	Carbazole	0.072	U
51-28-5	2,4-Dinitrophenol	0.69	U	218-01-9	Chrysene	0.11	0.78
121-14-2	2,4-Dinitrotoluene	0.13	U	84-74-2	Di-n-butylphthalate	0.076	U
606-20-2	2,6-Dinitrotoluene	0.17	U	117-84-0	Di-n-octylphthalate	0.13	U
91-58-7	2-Chloronaphthalene	0.043	U	53-70-3	Dibenzo[a,h]anthracene	0.069	U
95-57-8	2-Chlorophenol	0.69	U	132-64-9	Dibenzofuran	0.48	2.7
91-57-6	2-Methylnaphthalene	0.64	9.1	84-66-2	Diethylphthalate	0.088	U
95-48-7	2-Methylphenol	1.4	U	131-11-3	Dimethylphthalate	0.065	U
88-74-4	2-Nitroaniline	0.49	U	206-44-0	Fluoranthene	0.062	2.4
88-75-5	2-Nitrophenol	0.46	U	86-73-7	Fluorene	0.090	5.1
106-44-5	3&4-Methylphenol	1.4	U	118-74-1	Hexachlorobenzene	0.15	U
91-94-1	3,3'-Dichlorobenzidine	0.66	U	87-68-3	Hexachlorobutadiene	0.092	U
99-09-2	3-Nitroaniline	0.94	U	77-47-4	Hexachlorocyclopentadiene	1.0	U
534-52-1	4,6-Dinitro-2-methylphenol	0.71	U	67-72-1	Hexachloroethane	0.13	U
101-55-3	4-Bromophenyl-phenylether	0.15	U	193-39-5	Indeno[1,2,3-cd]pyrene	0.064	U
59-50-7	4-Chloro-3-methylphenol	0.75	U	78-59-1	Isophorone	2.0	U
106-47-8	4-Chloroaniline	2.5	U	621-64-7	N-Nitroso-di-n-propylamine	0.12	U
7005-72-3	4-Chlorophenyl-phenylether	0.11	U	62-75-9	N-Nitrosodimethylamine	4.2	U
100-01-6	4-Nitroaniline	0.56	U	86-30-6	n-Nitrosodiphenylamine	0.10	U
100-02-7	4-Nitrophenol	0.53	U	91-20-3	Naphthalene	0.036	2.8
83-32-9	Acenaphthene	0.062	3.8	98-95-3	Nitrobenzene	0.11	U
208-96-8	Acenaphthylene	0.057	U	87-86-5	Pentachlorophenol	0.36	U
120-12-7	Anthracene	0.074	1.4	85-01-8	Phenanthrene	0.083	12
92-87-5	Benidine	3.9	U	108-95-2	Phenol	0.62	U
56-55-3	Benzo[a]anthracene	0.052	0.80	129-00-0	Pyrene	0.086	2.2
50-32-8	Benzo[a]pyrene	0.062	0.61				

Worksheet #: 18415

Total Target Concentration 44.48

U - Indicates the compound was analyzed but not detected.
 B - Indicates the analyte was found in the blank as well as in the sample.
 E - Indicates the analyte concentration exceeds the calibration range of the instrument.

R - Retention Time Out
 J - Indicates an estimated value when a compound is detected at less than the specified detection limit.

0624
1759

Data File : G:\GcMsData\2005\Gcms_5\Data\08-12-05\5M10020.D Vial: 2
 Acq On : 12 Aug 2005 16:39 Operator: AHD
 Sample : AC18916-006(10X) Inst : GCMS_5
 Misc : S,BNA:10 Multiplr: 1.00
 MS Integration Params: RTEINT.P
 Quant Time: Aug 18 12:49 2005 Quant Results File: 5M_0812.RES

Quant Method : G:\GCMSDATA\2005\GCMS_5\METHODS\5M_0812.M (RTE Integrator)
 Title : @GCMS_5,mg,625,8270
 Last Update : Fri Aug 12 11:21:41 2005
 Response via : Initial Calibration
 DataAcq Meth : 5M_RUN5

Internal Standards	R.T.	QIon	Response	Conc	Units	Dev (Min)
1) 1,4-Dichlorobenzene-d4	5.05	152	25505	40.00	ng	0.00
20) Naphthalene-d8	6.09	136	96298	40.00	ng	0.00
36) Acenaphthene-d10	7.42	164	58148	40.00	ng	0.00
61) Phenanthrene-d10	8.78	188	105836	40.00	ng	0.00
77) Chrysene-d12	11.75	240	105734	40.00	ng	0.00
88) Perylene-d12	13.33	264	80717	40.00	ng	0.00

System Monitoring Compounds

4) 2-Fluorophenol	3.71	112	13291	14.77	ng	0.00
Spiked Amount	200.000		Recovery	=	7.39%	
8) Phenol-d5	4.75	99	18139	15.14	ng	0.00
Spiked Amount	200.000		Recovery	=	7.57%	
21) Nitrobenzene-d5	5.53	128	4255	10.04	ng	0.00
Spiked Amount	100.000		Recovery	=	10.04%	
41) 2-Fluorobiphenyl	6.90	172	15062	8.07	ng	0.00
Spiked Amount	100.000		Recovery	=	8.07%	
64) 2,4,6-Tribromophenol	8.11	330	3857	17.90	ng	0.00
Spiked Amount	200.000		Recovery	=	8.95%	
80) Terphenyl-d14	10.55	244	19213	8.01	ng	0.00
Spiked Amount	100.000		Recovery	=	8.01%	

Target Compounds

Target Compounds	R.T.	QIon	Response	Conc	Units	Qvalue
30) Naphthalene	6.10	128	19023	7.57	ng	95
34) 2-Methylnaphthalene	6.63	142	41386	24.39	ng	99
50) Acenaphthene	7.45	153	17082	10.19	ng	95
53) Dibenzofuran	7.59	168	17089	7.09	ng	56
57) Fluorene	7.89	166	26534	13.70	ng	90
70) Phenanthrene	8.81	178	99230	32.11	ng	98
71) Anthracene	8.85	178	11459	3.67	ng	58
76) Fluoranthene	10.08	202	21850	6.39	ng	99
78) Pyrene	10.33	202	23237	5.83	ng	99
85) Benzo[a]anthracene	11.74	228	8453	2.14	ng	98
86) Chrysene	11.78	228	7326	2.08	ng	92
90) Benzo[b]fluoranthene	12.94	252	6755	2.10	ng	92
92) Benzo[a]pyrene	13.27	252	4856	1.62	ng	92

Handwritten signature

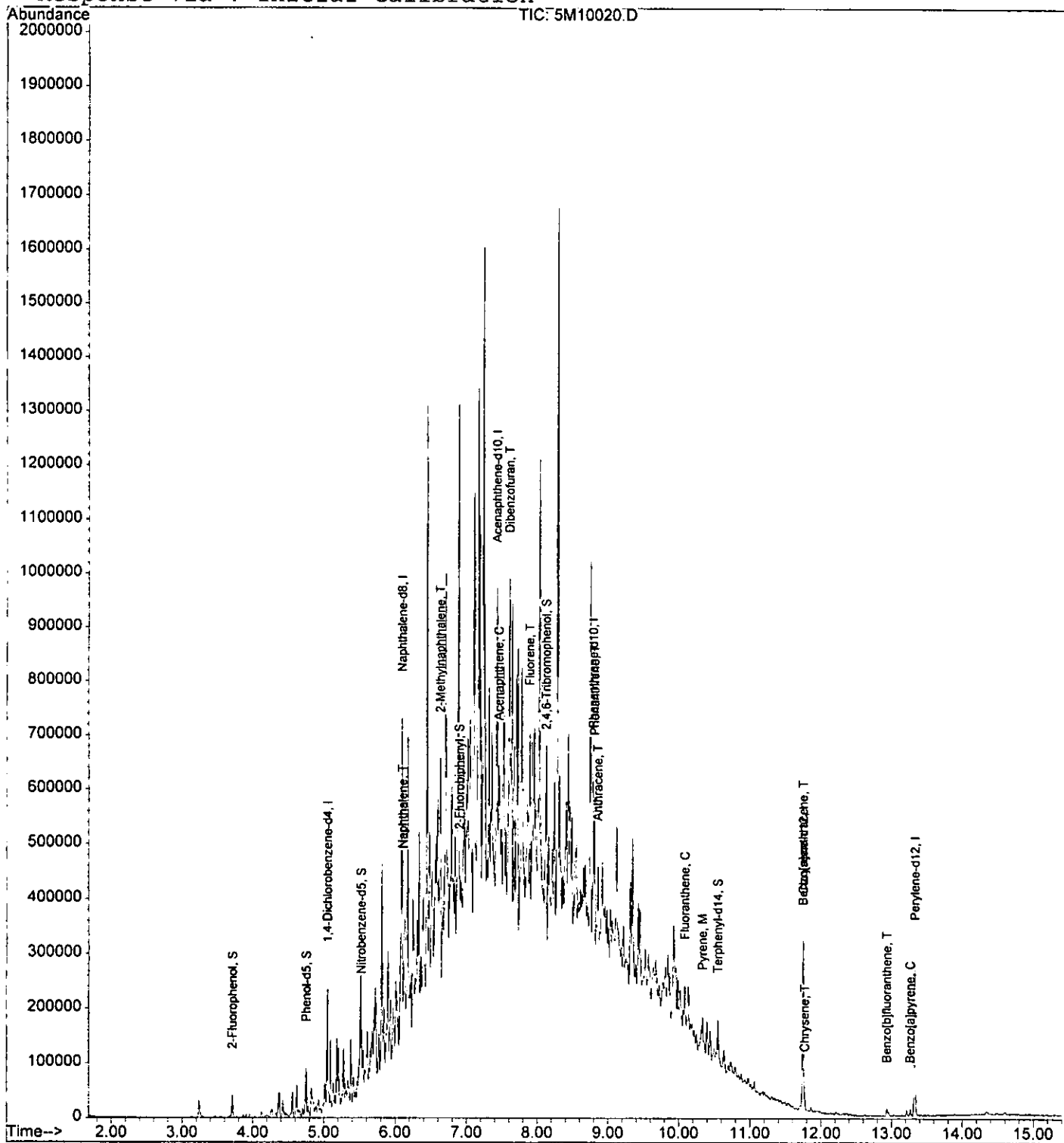
(#) = qualifier out of range (m) = manual integration

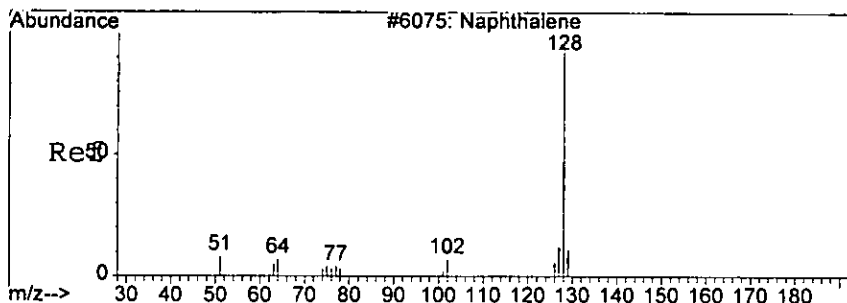
Quantitation Report

Data File : G:\GcMsData\2005\Gcms_5\Data\08-12-05\5M10020.D Vial: 2
Acq On : 12 Aug 2005 16:39 Operator: AHD
Sample : AC18916-006 (10X) Inst : GCMS
Misc : S,BNA:10 Multiplr: 1.00
MS Integration Params: RTEINT.P
Quant Time: Aug 18 12:49 2005

Quant Results File: 5M_0812.RES

Method : G:\GCMSDATA\2005\GCMS_5\METHODS\5M_0812.M (RTE Integrator)
Title : @GCMS_5,mg,625,8270
Last Update : Fri Aug 12 11:21:41 2005
Response via : Initial Calibration

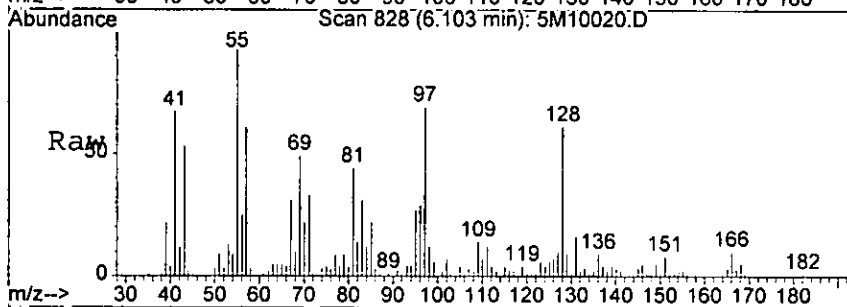




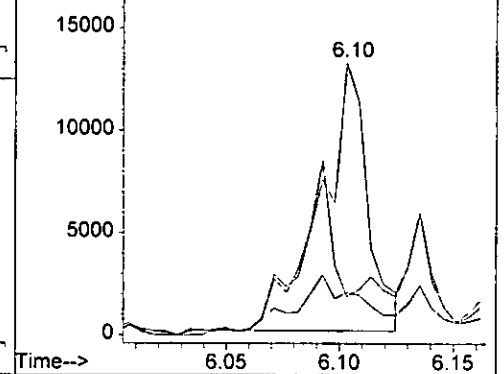
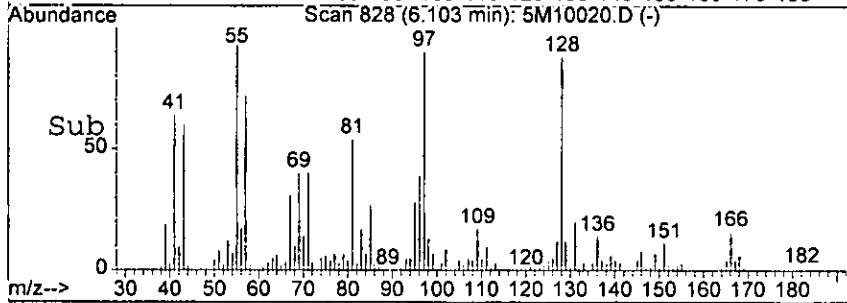
#30
 Naphthalene
 Concen: 7.57 ng
 RT: 6.10 min Scan# 828
 Delta R.T. -0.00 min
 Lab File: 5M10020.D
 Acq: 12 Aug 2005 16:39

06230

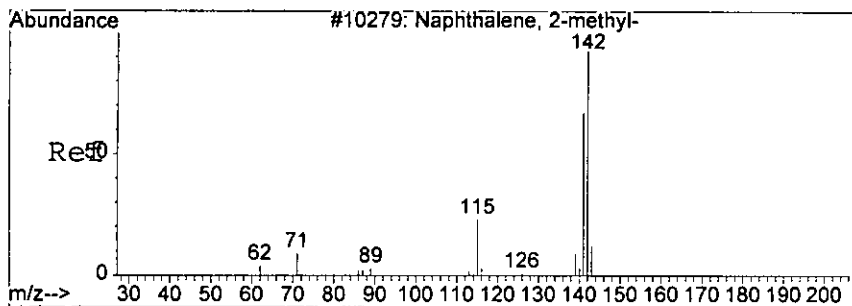
Tgt Ion	Resp	Lower	Upper
128	19023		
129	12.4	0.0	50.9
127	14.6	0.0	52.6



Abundance Ion 128.00 (127.70 to 128.70): 5M1002
 Ion 129.00 (128.70 to 129.70): 5M1002
 Ion 127.00 (126.70 to 127.70): 5M1002

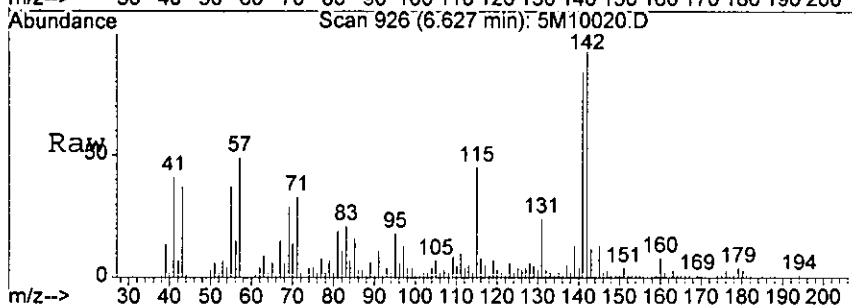


128

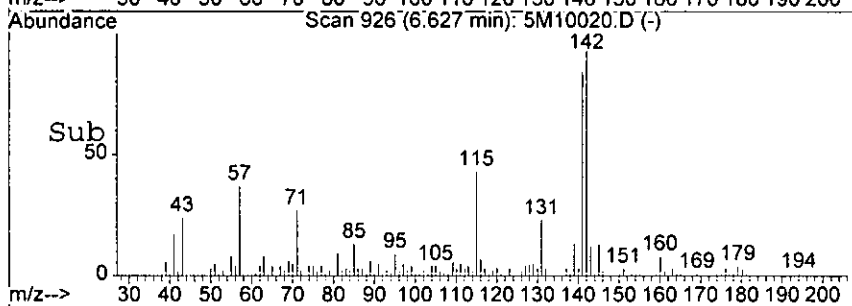
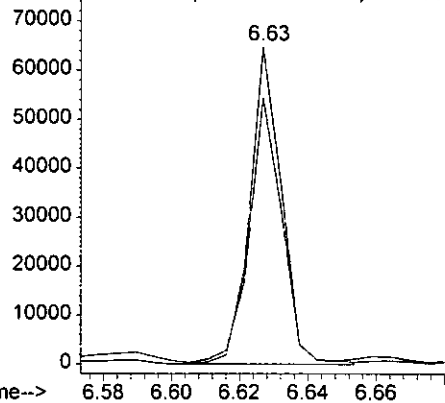


#34
 2-Methylnaphthalene
 Concen: 24.39 ng
 RT: 6.63 min Scan# 926
 Delta R.T. -0.00 min
 Lab File: 5M10020.D
 Acq: 12 Aug 2005 16:39

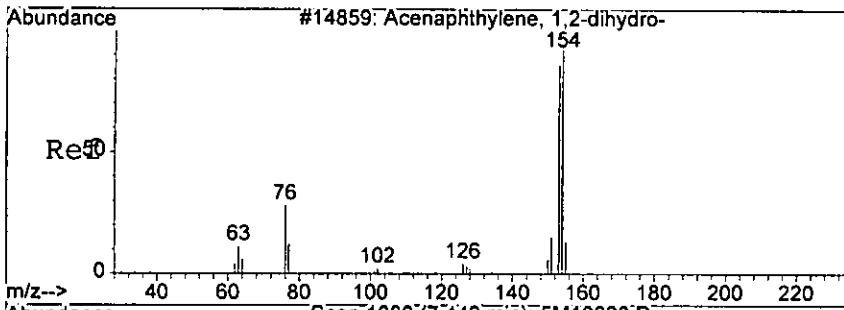
Tgt Ion: 142 Resp: 41386
 Ion Ratio Lower Upper
 142 100
 141 83.1 42.0 122.0



Abundance Ion 142.00 (141.70 to 142.70): 5M1002
 Ion 141.00 (140.70 to 141.70): 5M1002



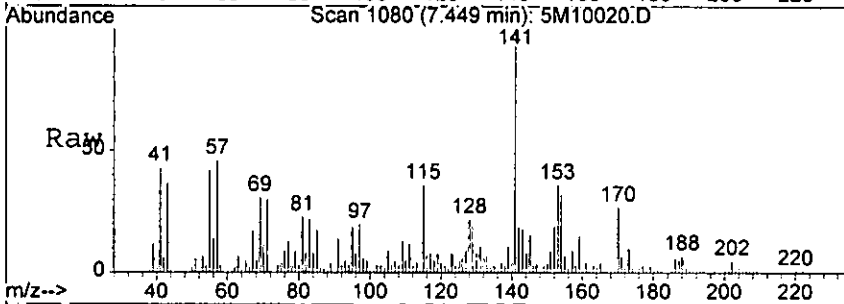
1985



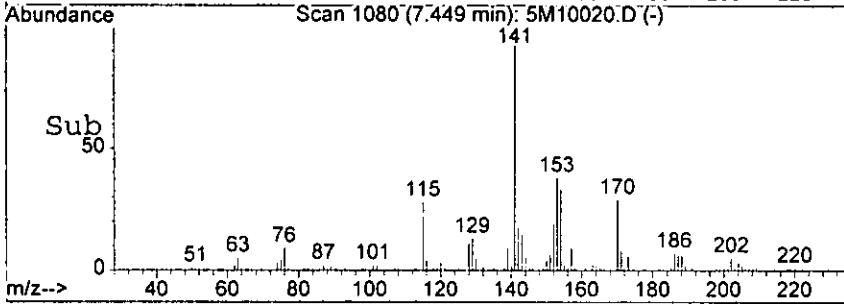
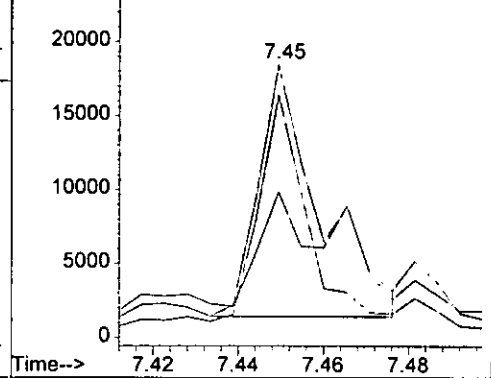
#50
 Acenaphthene
 Concen: 10.19 ng
 RT: 7.45 min Scan# 1080
 Delta R.T. -0.00 min
 Lab File: 5M10020.D
 Acq: 12 Aug 2005 16:39

0628

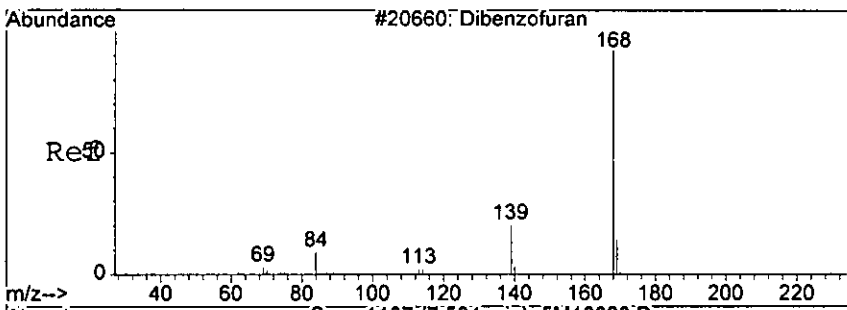
Tgt Ion	Resp	Lower	Upper
153	100		
152	44.4	5.1	85.1
154	90.2	57.6	137.6



Abundance Ion 153.00 (152.70 to 153.70): 5M1002
 25000 Ion 152.00 (151.70 to 152.70): 5M1002
 Ion 154.00 (153.70 to 154.70): 5M1002



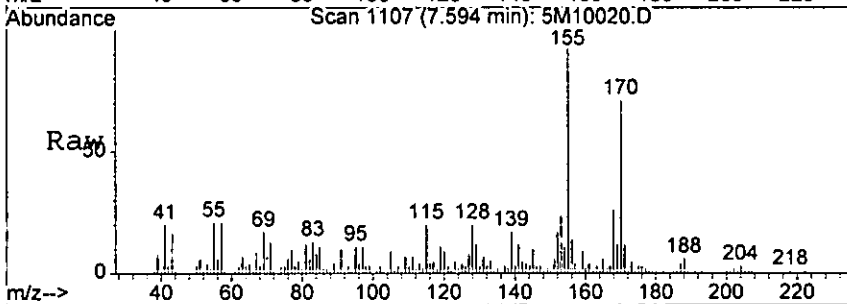
18185



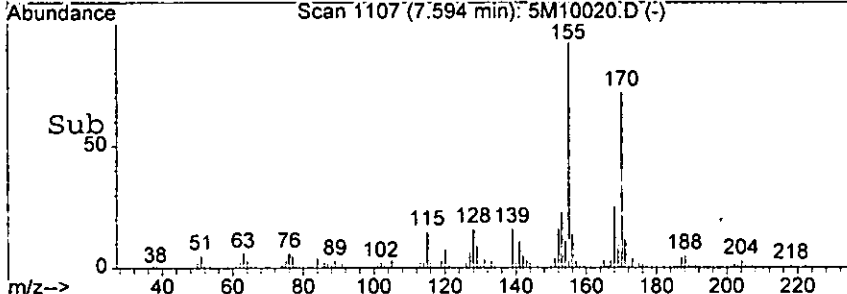
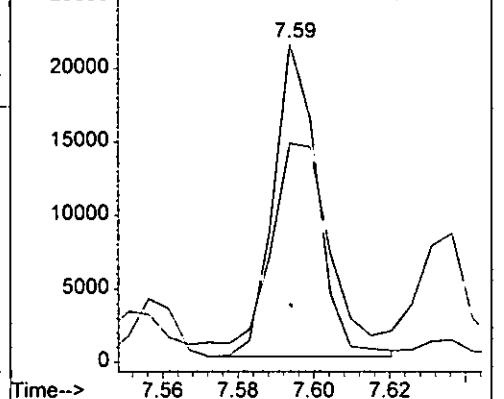
#53
 Dibenzofuran
 Concen: 7.09 ng
 RT: 7.59 min Scan# 1107
 Delta R.T. -0.00 min
 Lab File: 5M10020.D
 Acq: 12 Aug 2005 16:39

0524

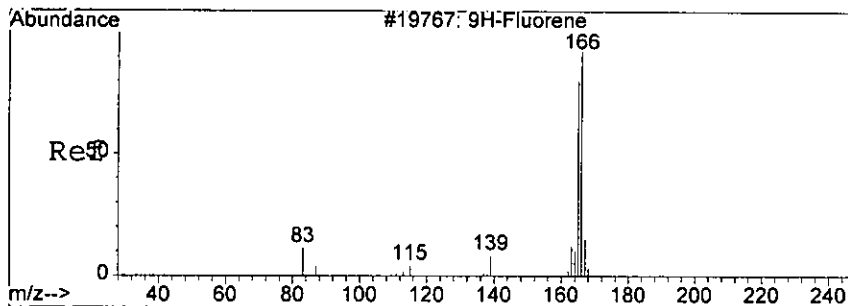
Tgt Ion:168 Resp: 17089
 Ion Ratio Lower Upper
 168 100
 139 63.5 7.1 67.1



Abundance Ion 168.00 (167.70 to 168.70): 5M1002
 25000 Ion 139.00 (138.70 to 139.70): 5M1002



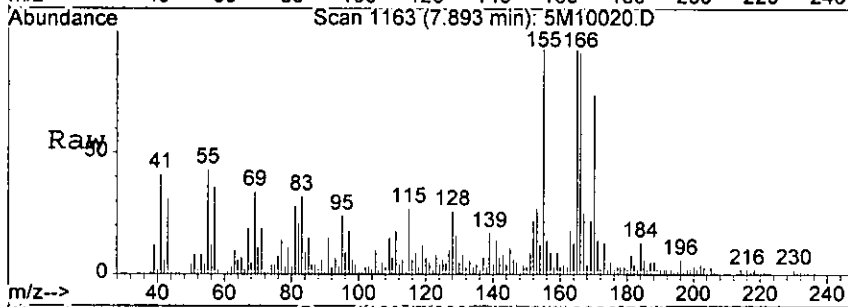
18185



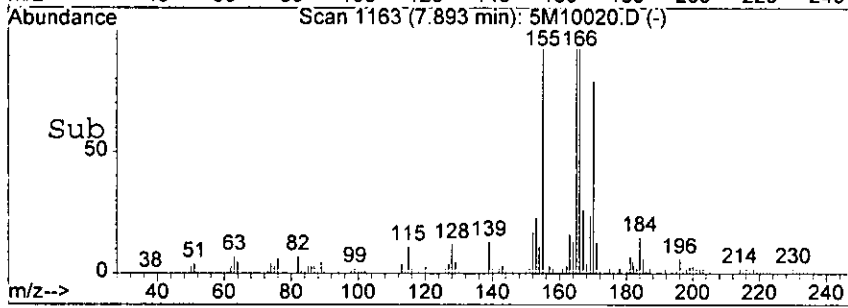
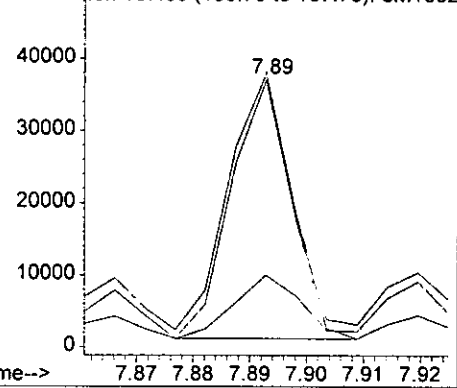
#57
 Fluorene
 Concen: 13.70 ng
 RT: 7.89 min Scan# 1163
 Delta R.T. 0.01 min
 Lab File: 5M10020.D
 Acq: 12 Aug 2005 16:39

00290

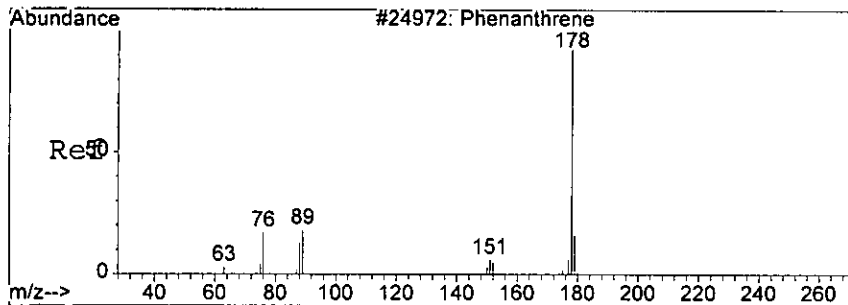
Tgt Ion	Ratio	Lower	Upper
166	100		
165	99.0	52.1	132.1
167	24.8	0.0	53.7



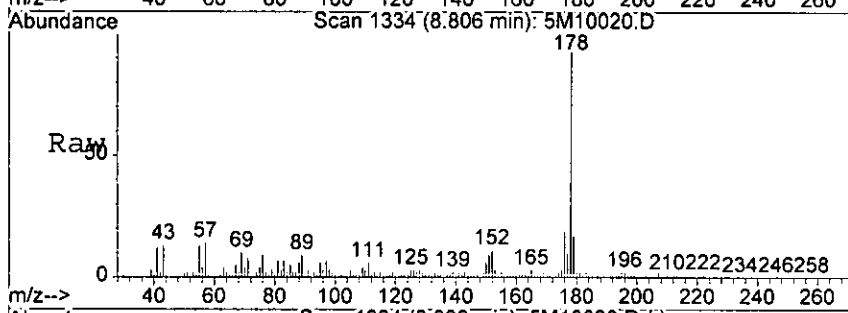
Abundance
 Ion 166.00 (165.70 to 166.70): 5M1002
 Ion 165.00 (164.70 to 165.70): 5M1002
 Ion 167.00 (166.70 to 167.70): 5M1002



Handwritten signature

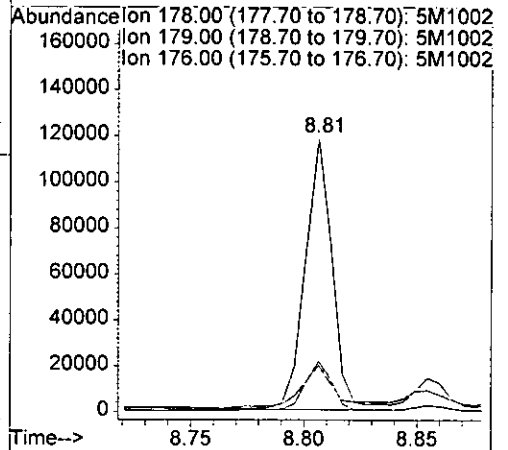
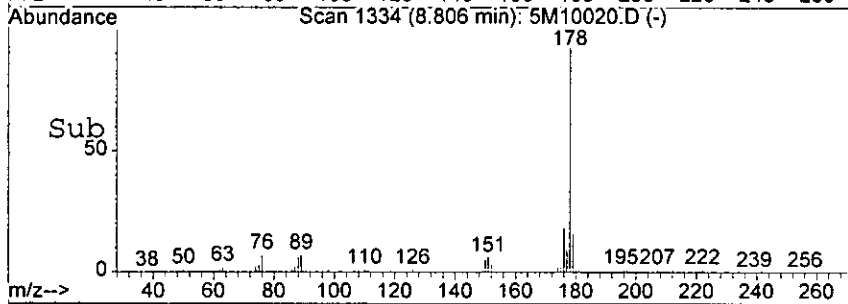


#70
 Phenanthrene
 Concen: 32.11 ng
 RT: 8.81 min Scan# 1334
 Delta R.T. 0.01 min
 Lab File: 5M10020.D
 Acq: 12 Aug 2005 16:39

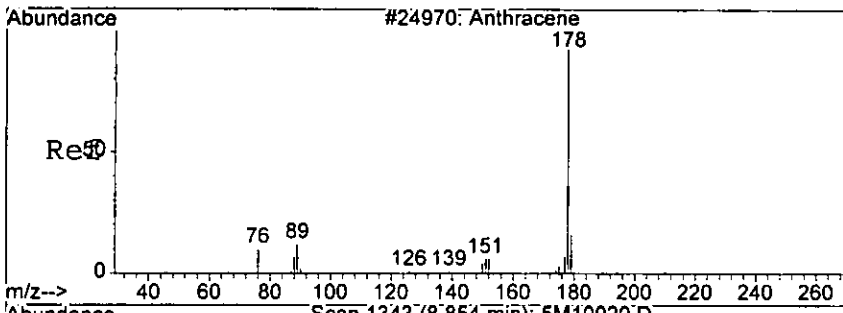


Tgt Ion: 178 Resp: 99230

Ion	Ratio	Lower	Upper
178	100		
179	15.8	0.0	54.9
176	18.3	0.0	57.7



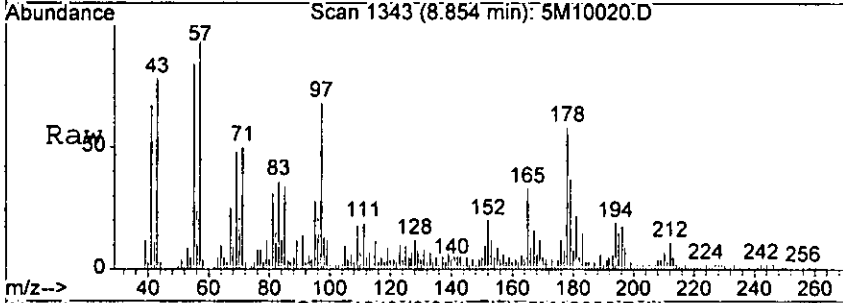
Handwritten signature



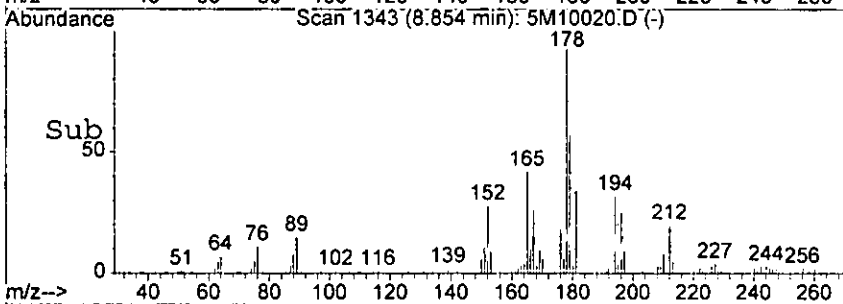
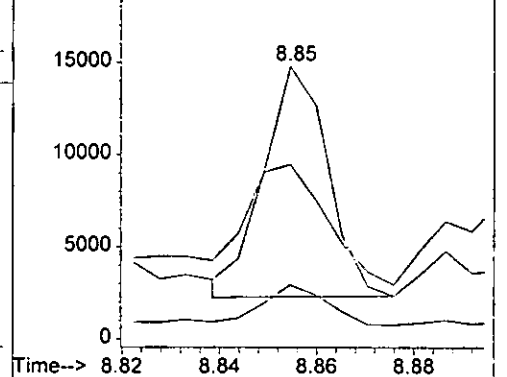
#71
 Anthracene
 Concen: 3.67 ng
 RT: 8.85 min Scan# 1343
 Delta R.T. -0.00 min
 Lab File: 5M10020.D
 Acq: 12 Aug 2005 16:39

0632

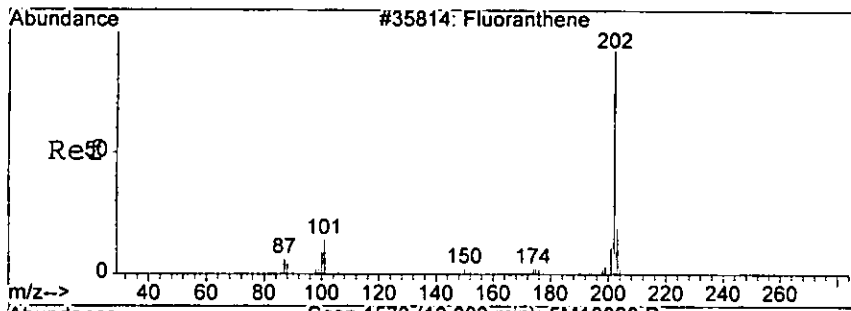
Tgt Ion	Resp	Lower	Upper
178	11459		
179	52.3	0.0	54.3
176	17.4	0.0	57.7



Abundance Ion 178.00 (177.70 to 178.70): 5M1002
 20000 Ion 179.00 (178.70 to 179.70): 5M1002
 Ion 176.00 (175.70 to 176.70): 5M1002



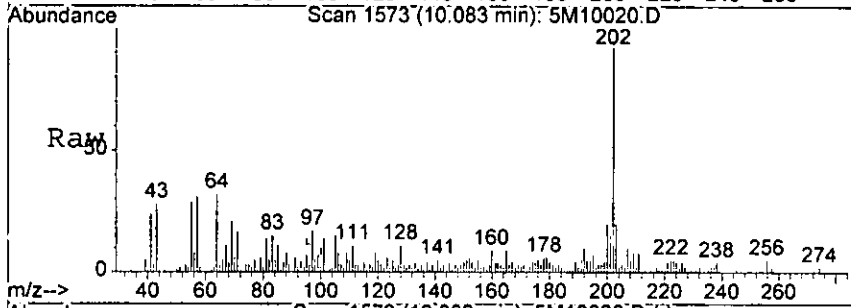
178



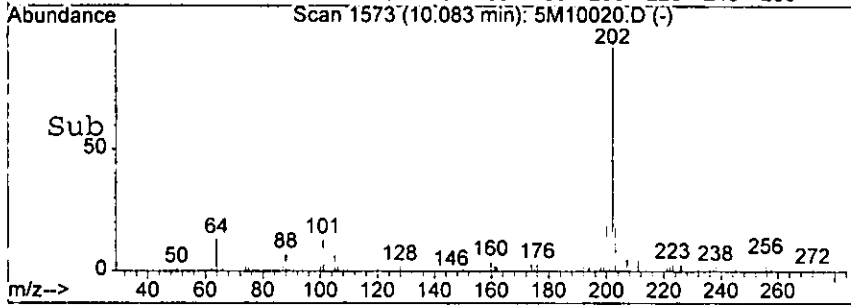
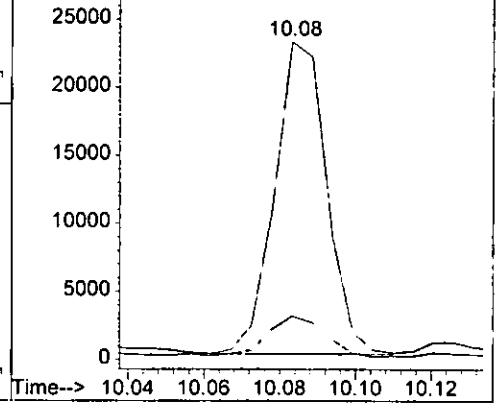
#76
 Fluoranthene
 Concen: 6.39 ng
 RT: 10.08 min Scan# 1573
 Delta R.T. -0.00 min
 Lab File: 5M10020.D
 Acq: 12 Aug 2005 16:39

1573

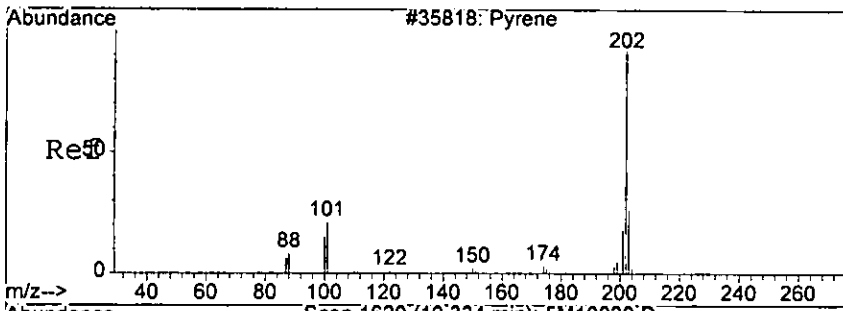
Tgt Ion: 202 Resp: 21850
 Ion Ratio Lower Upper
 202 100
 101 12.7 0.0 52.5



Abundance Ion 202.00 (201.70 to 202.70): 5M1002
 Ion 101.00 (100.70 to 101.70): 5M1002

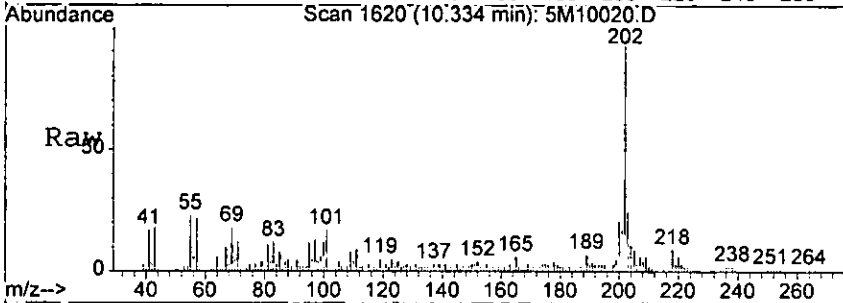


Lower



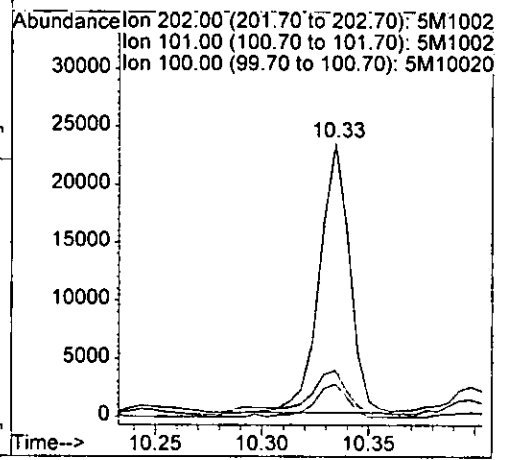
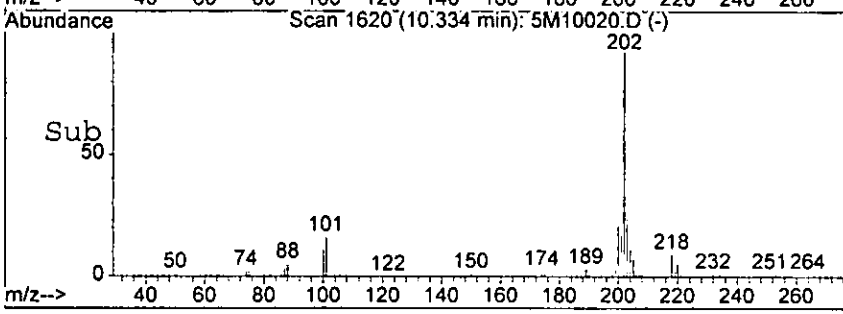
#78
 Pyrene
 Concen: 5.83 ng
 RT: 10.33 min Scan# 1620
 Delta R.T. -0.00 min
 Lab File: 5M10020.D
 Acq: 12 Aug 2005 16:39

0334

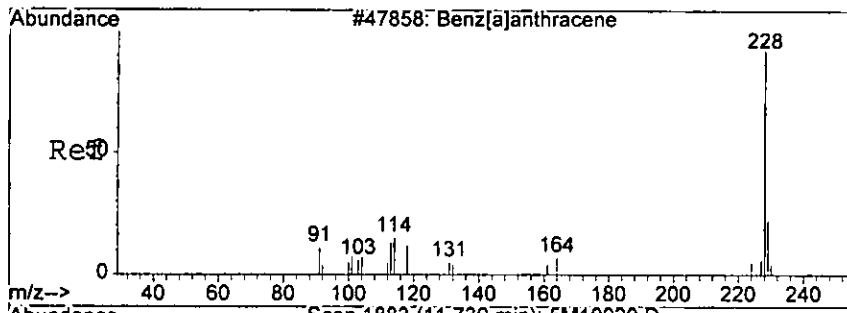


Tgt Ion: 202 Resp: 23237

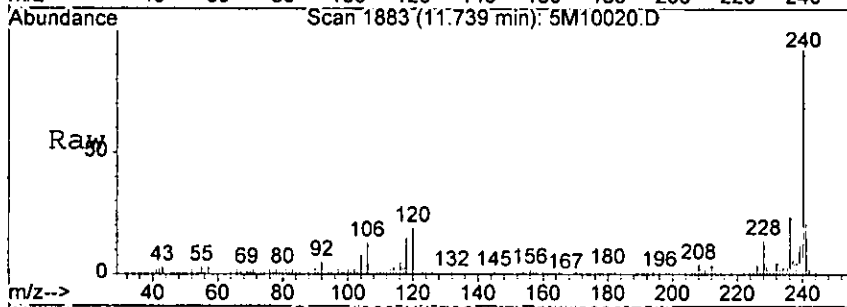
Ion	Ratio	Lower	Upper
202	100		
101	16.3	0.0	55.5
100	12.0	0.0	52.1



Leist

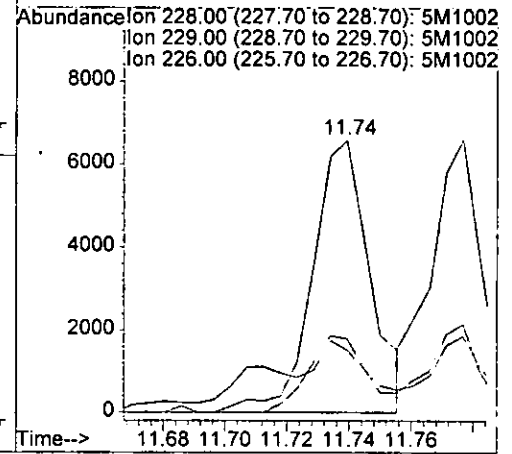
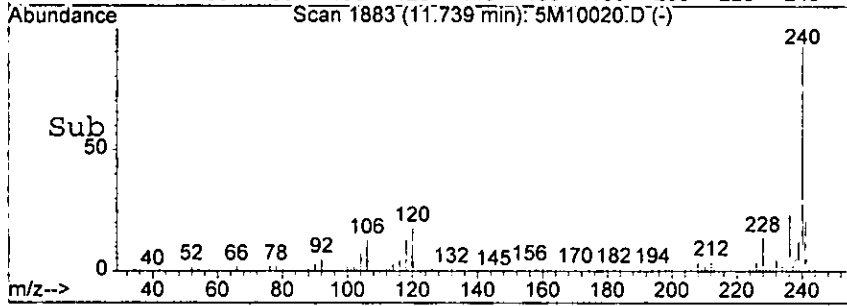


#85
 Benzo[a]anthracene
 Concen: 2.14 ng
 RT: 11.74 min Scan# 1883
 Delta R.T. -0.00 min
 Lab File: 5M10020.D
 Acq: 12 Aug 2005 16:39

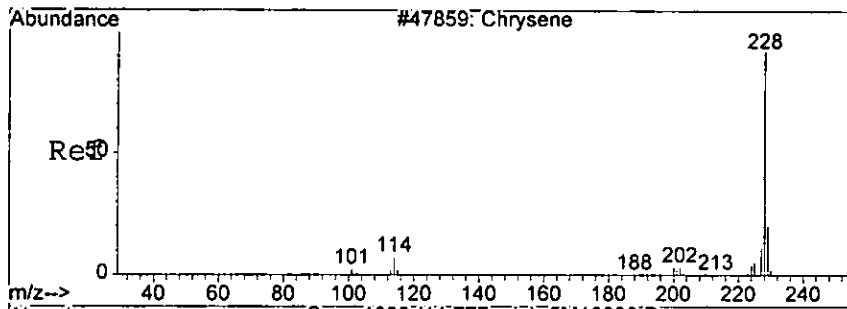


Tgt Ion: 228 Resp: 8453

Ion	Ratio	Lower	Upper
228	100		
229	18.4	0.0	58.7
226	27.5	0.0	66.4

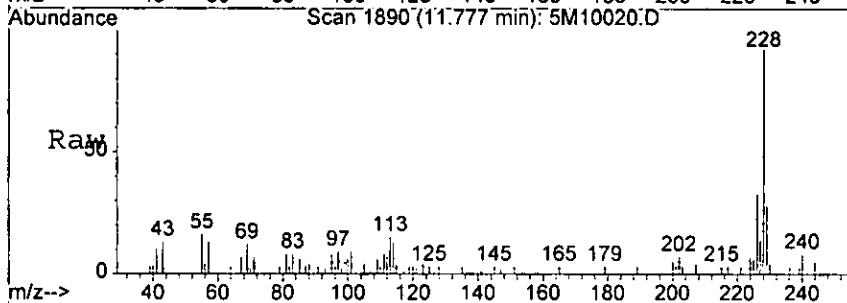


1818r



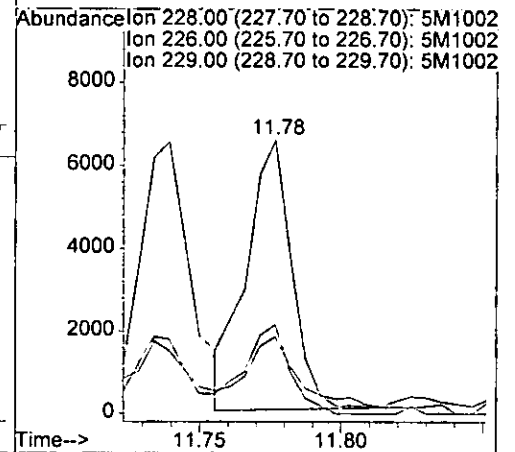
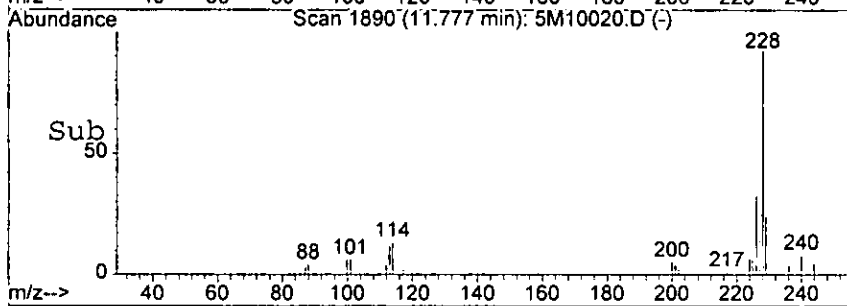
#86
 Chrysene
 Concen: 2.08 ng
 RT: 11.78 min Scan# 1890
 Delta R.T. -0.01 min
 Lab File: 5M10020.D
 Acq: 12 Aug 2005 16:39

0636

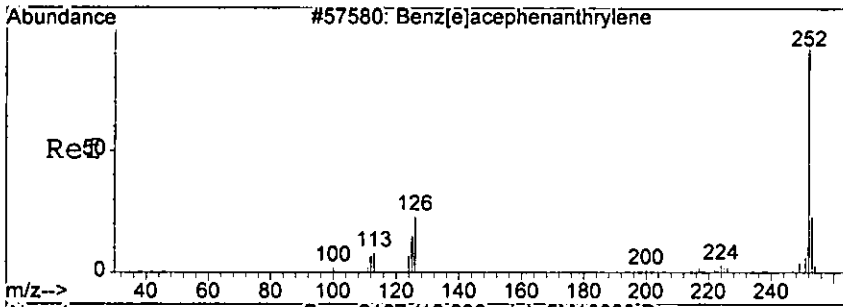


Tgt Ion: 228 Resp: 7326

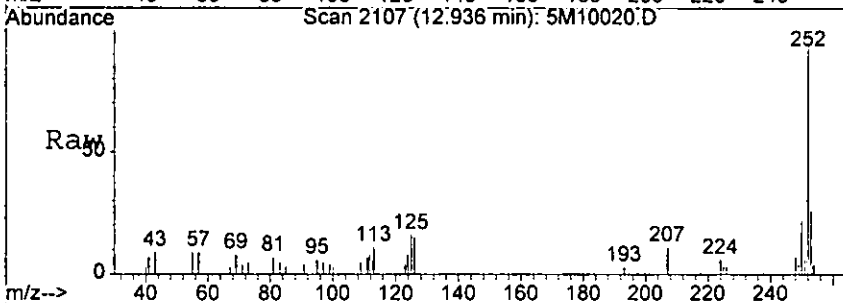
Ion	Ratio	Lower	Upper
228	100		
226	33.4	9.1	49.1
229	24.0	0.0	60.1



Lab

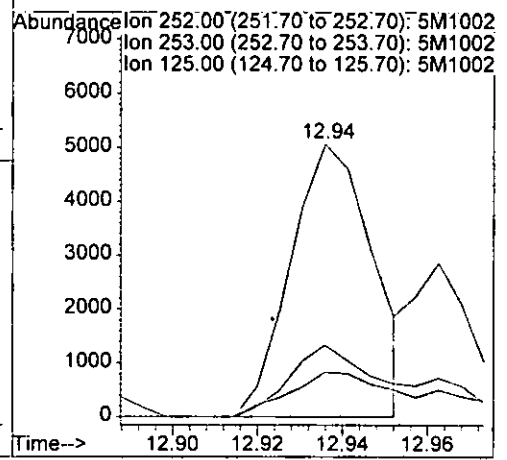
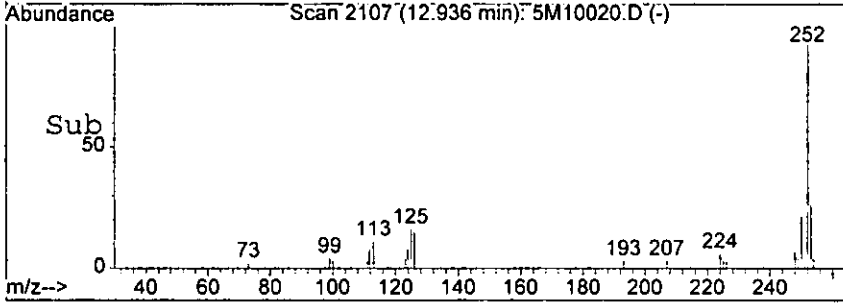


#90
 Benzo[b]fluoranthene
 Concen: 2.10 ng
 RT: 12.94 min Scan# 2107
 Delta R.T. -0.01 min
 Lab File: 5M10020.D
 Acq: 12 Aug 2005 16:39

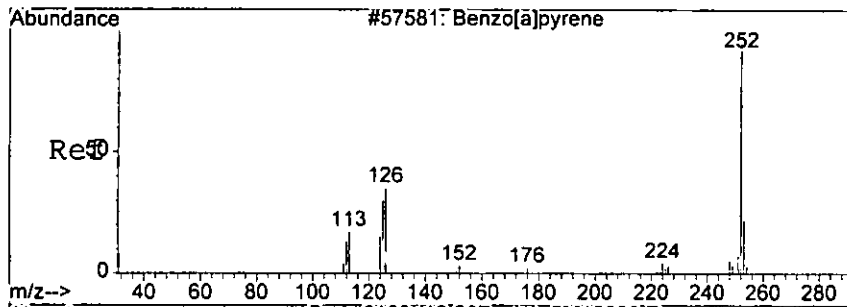


Tgt Ion: 252 Resp: 6755

Ion	Ratio	Lower	Upper
252	100		
253	26.4	0.0	61.6
125	16.4	0.0	54.8



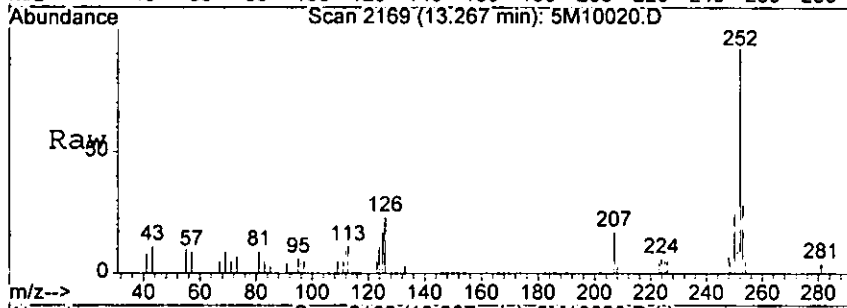
Handwritten signature



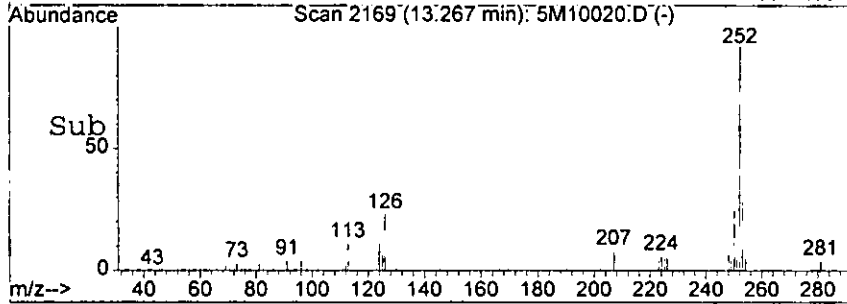
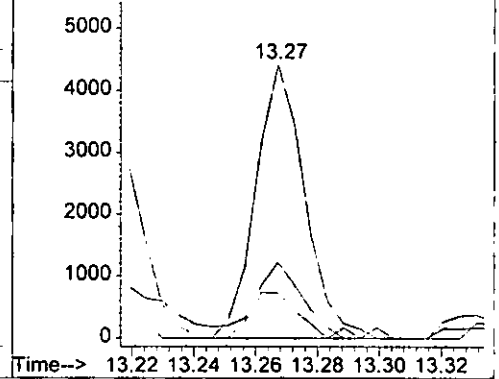
#92
 Benzo[a]pyrene
 Concen: 1.62 ng
 RT: 13.27 min Scan# 2169
 Delta R.T. -0.01 min
 Lab File: 5M10020.D
 Acq: 12 Aug 2005 16:39

0638

Tgt Ion	Resp	Lower	Upper
252	4856		
253	27.6	0.0	61.5
125	16.5	0.0	56.0



Abundance Ion 252.00 (251.70 to 252.70): 5M1002
 6000 Ion 253.00 (252.70 to 253.70): 5M1002
 Ion 125.00 (124.70 to 125.70): 5M1002



Handwritten signature

Form1

ORGANICS SEMIVOLATILE REPORT

0639

Sample Number: AC18916-007
 Client Id: PCSB-45 (10.5')
 Data File: 4M05578.D
 Analysis Date: 08/12/05 19:27
 Date Rec/Extracted: 08/04/05-08/09/05

Matrix: Soil
 Initial Vol: 30g
 Final Vol: 1ml
 Dilution: 1
 Solids: 61

Units: mg/Kg

Cas #	Compound	RL	Conc	Cas #	Compound	RL	Conc
120-82-1	1,2,4-Trichlorobenzene	0.015	U	205-99-2	Benzo[b]fluoranthene	0.016	0.076
95-50-1	1,2-Dichlorobenzene	0.025	U	191-24-2	Benzo[g,h,i]perylene	0.010	U
122-66-7	1,2-Diphenylhydrazine	0.016	U	207-08-9	Benzo[k]fluoranthene	0.018	U
541-73-1	1,3-Dichlorobenzene	0.023	U	111-91-1	bis(2-Chloroethoxy)methan	0.012	U
106-46-7	1,4-Dichlorobenzene	0.028	U	111-44-4	bis(2-Chloroethyl)ether	0.029	U
95-95-4	2,4,5-Trichlorophenol	0.74	U	108-60-1	bis(2-chloroisopropyl)ether	0.018	U
88-06-2	2,4,6-Trichlorophenol	1.3	U	117-81-7	bis(2-Ethylhexyl)phthalat	0.049	0.069
120-83-2	2,4-Dichlorophenol	0.088	U	85-68-7	Butylbenzylphthalate	0.022	U
105-67-9	2,4-Dimethylphenol	0.075	U	86-74-8	Carbazole	0.016	U
51-28-5	2,4-Dinitrophenol	0.37	U	218-01-9	Chrysene	0.011	0.075
121-14-2	2,4-Dinitrotoluene	0.020	U	84-74-2	Di-n-butylphthalate	0.012	0.077
606-20-2	2,6-Dinitrotoluene	0.023	U	117-84-0	Di-n-octylphthalate	0.013	U
91-58-7	2-Chloronaphthalene	0.015	U	53-70-3	Dibenzo[a,h]anthracene	0.019	U
95-57-8	2-Chlorophenol	0.11	U	132-64-9	Dibenzofuran	0.069	U
91-57-6	2-Methylnaphthalene	0.070	U	84-66-2	Diethylphthalate	0.015	U
95-48-7	2-Methylphenol	0.26	U	131-11-3	Dimethylphthalate	0.012	U
88-74-4	2-Nitroaniline	0.038	U	206-44-0	Fluoranthene	0.016	0.11
88-75-5	2-Nitrophenol	0.064	U	86-73-7	Fluorene	0.014	0.065
106-44-5	3&4-Methylphenol	0.29	U	118-74-1	Hexachlorobenzene	0.025	U
91-94-1	3,3'-Dichlorobenzidine	0.12	U	87-68-3	Hexachlorobutadiene	0.023	U
99-09-2	3-Nitroaniline	0.23	U	77-47-4	Hexachlorocyclopentadiene	0.15	U
534-52-1	4,6-Dinitro-2-methylphenol	0.10	U	67-72-1	Hexachloroethane	0.041	U
101-55-3	4-Bromophenyl-phenylether	0.021	U	193-39-5	Indeno[1,2,3-cd]pyrene	0.0075	U
59-50-7	4-Chloro-3-methylphenol	0.14	U	78-59-1	Isophorone	0.017	U
106-47-8	4-Chloroaniline	0.42	U	621-64-7	N-Nitroso-di-n-propylamine	0.026	U
7005-72-3	4-Chlorophenyl-phenylether	0.025	U	62-75-9	N-Nitrosodimethylamine	0.65	U
100-01-6	4-Nitroaniline	0.13	U	86-30-6	n-Nitrosodiphenylamine	0.026	U
100-02-7	4-Nitrophenol	0.097	U	91-20-3	Naphthalene	0.013	0.078
83-32-9	Acenaphthene	0.023	U	98-95-3	Nitrobenzene	0.022	U
208-96-8	Acenaphthylene	0.013	U	87-86-5	Pentachlorophenol	0.067	U
120-12-7	Anthracene	0.014	0.058	85-01-8	Phenanthrene	0.013	0.12
92-87-5	Benzidine	0.12	U	108-95-2	Phenol	0.083	U
56-55-3	Benzo[a]anthracene	0.0095	0.068	129-00-0	Pyrene	0.013	0.20
50-32-8	Benzo[a]pyrene	0.013	U				

Worksheet #: 18415

Total Target Concentration 0.996

U - Indicates the compound was analyzed but not detected.
 B - Indicates the analyte was found in the blank as well as in the sample.
 E - Indicates the analyte concentration exceeds the calibration range of the instrument.

R - Retention Time Out
 J - Indicates an estimated value when a compound is detected at less than the specified detection limit.

Data File : G:\GcMsData\2005\Gcms_4\Data\08-12-05\4M05578.D Vial: 2
 Acq On : 12 Aug 2005 19:27 Operator: AHD
 Sample : AC18916-007 Inst : GCMS_4
 Misc : S,BNA Multiplr: 1.00
 MS Integration Params: RTEINT.P
 Quant Time: Aug 18 12:49 2005

Quant Results File: 4M_0812.RES

Quant Method : G:\GCMSDATA\2005\GCMS_4\METHODS\4M_0812.M (RTE Integrator)
 Title : @GCMS_4,mg,625,8270
 Last Update : Fri Aug 12 11:52:03 2005
 Response via : Initial Calibration
 DataAcq Meth : 4M_0812

Internal Standards	R.T.	QIon	Response	Conc	Units	Dev (Min)
1) 1,4-Dichlorobenzene-d4	4.84	152	56802	40.00	ng	0.00
19) Naphthalene-d8	5.83	136	216669	40.00	ng	0.00
35) Acenaphthene-d10	7.38	164	125836	40.00	ng	0.00
59) Phenanthrene-d10	8.98	188	189909	40.00	ng	0.00
72) Chrysene-d12	12.17	240	84283	40.00	ng	0.00
81) Perylene-d12	14.01	264	50122	40.00	ng	0.00

System Monitoring Compounds

4) 2-Fluorophenol	3.68	112	246458	147.76	ng	0.00
Spiked Amount	200.000		Recovery	=	73.88%	
7) Phenol-d5	4.55	99	331867	148.25	ng	0.00
Spiked Amount	200.000		Recovery	=	74.13%	
20) Nitrobenzene-d5	5.28	128	74116	73.56	ng	0.00
Spiked Amount	100.000		Recovery	=	73.56%	
40) 2-Fluorobiphenyl	6.75	172	304752	76.17	ng	0.01
Spiked Amount	100.000		Recovery	=	76.17%	
62) 2,4,6-Tribromophenol	8.21	332	145684	171.50	ng	0.00
Spiked Amount	200.000		Recovery	=	85.75%	
75) Terphenyl-d14	10.88	244	208351	91.67	ng	0.00
Spiked Amount	100.000		Recovery	=	91.67%	

Target Compounds

Target Compounds	R.T.	QIon	Response	Conc	Units	Qvalue
29) Naphthalene	5.84	128	7296	1.42	ng	94
55) Fluorene	7.95	166	4400	1.19	ng	81
67) Phenanthrene	9.01	178	10654	2.26	ng	91
68) Anthracene	9.06	178	5239	1.07	ng	92
70) Di-n-butylphthalate	9.72	149	8643	1.40	ng	95
71) Fluoranthene	10.41	202	9862	2.00	ng	88
73) Pyrene	10.66	202	11214	3.59	ng	97
78) Benzo[a]anthracene	12.16	228	3229	1.24	ng	66
79) Chrysene	12.20	228	3218	1.37	ng	80
80) bis(2-Ethylhexyl)phthalate	12.29	149	2502	1.26	ng	54
83) Benzo[b]fluoranthene	13.55	252	2792m	1.39	ng	

12/18

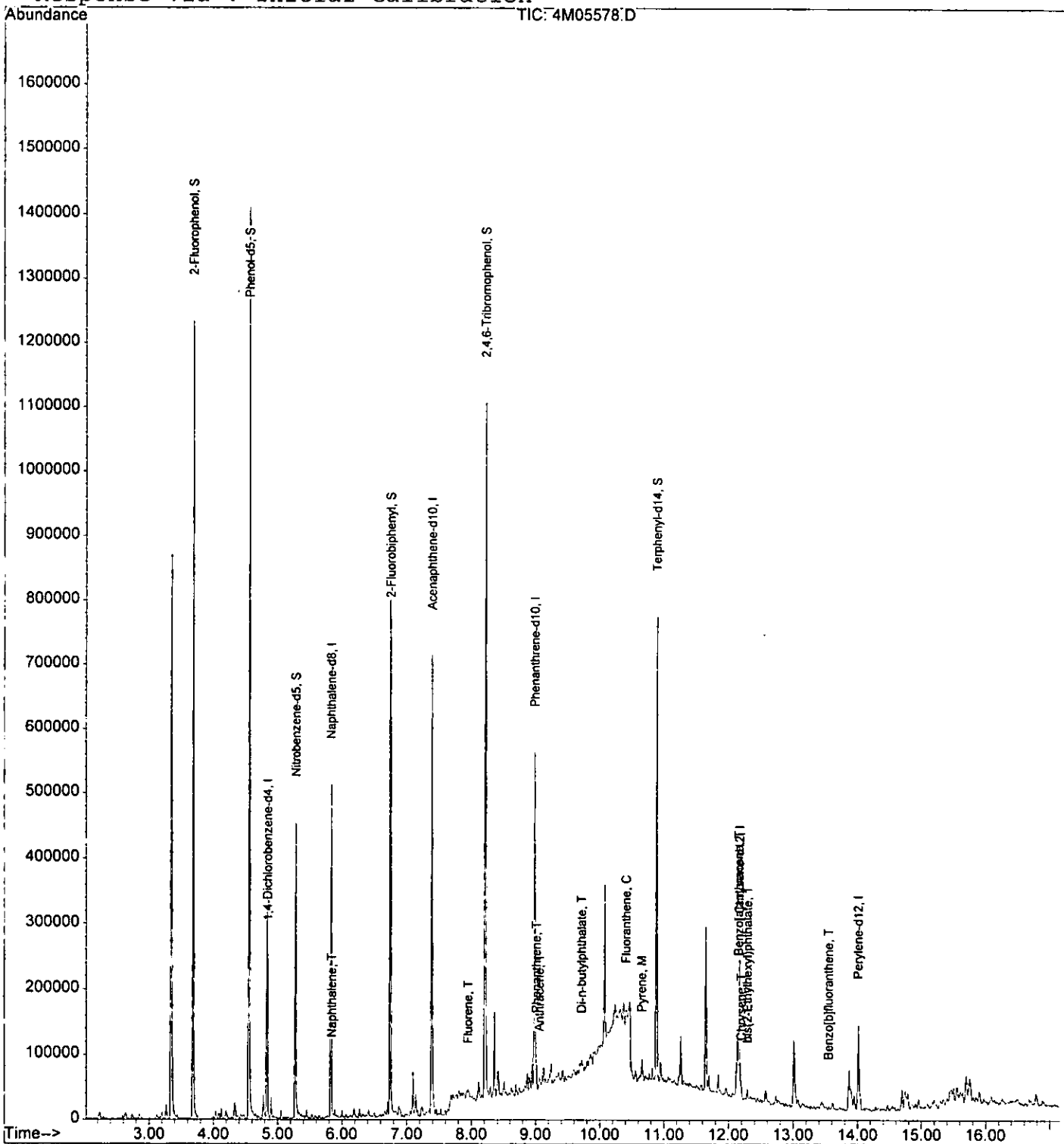
(#) = qualifier out of range (m) = manual integration

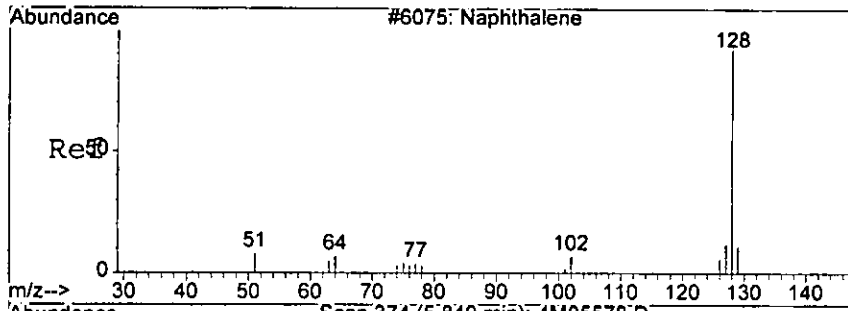
Quantitation Report

Data File : G:\GcmsData\2005\Gcms_4\Data\08-12-05\4M05578.D Vial: 2
 Acq On : 12 Aug 2005 19:27 Operator: AHD
 Sample : AC18916-007 Inst : GCMS
 Misc : S,BNA Multiplr: 1.00
 MS Integration Params: RTEINT.P
 Quant Time: Aug 18 12:49 2005

Quant Results File: 4M_0812.RES

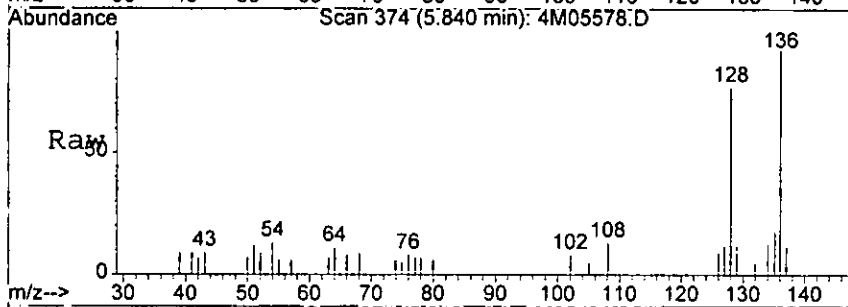
Method : G:\GCMSDATA\2005\GCMS_4\METHODS\4M_0812.M (RTE Integrator)
 Title : @GCMS_4,mg,625,8270
 Last Update : Fri Aug 12 11:52:03 2005
 Response via : Initial Calibration





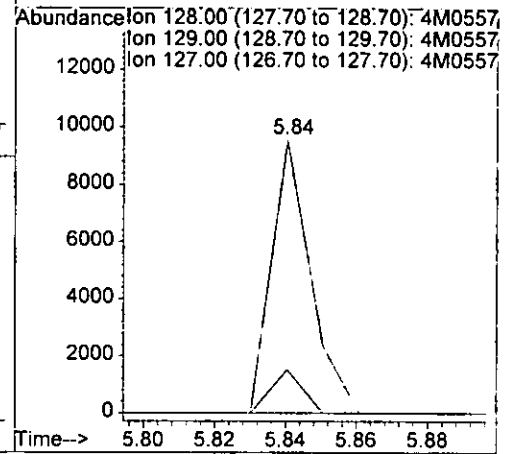
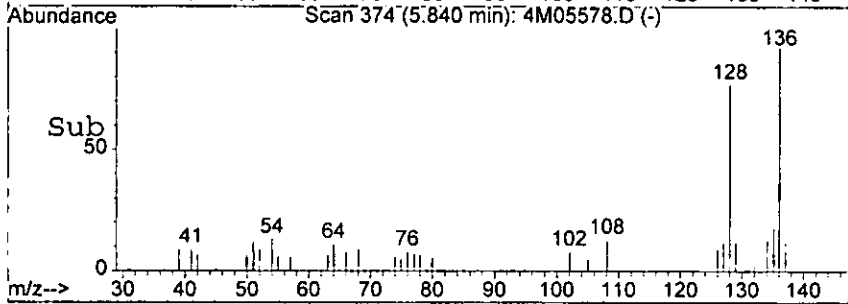
#29
 Naphthalene
 Concen: 1.42 ng
 RT: 5.84 min Scan# 374
 Delta R.T. 0.00 min
 Lab File: 4M05578.D
 Acq: 12 Aug 2005 19:27

498

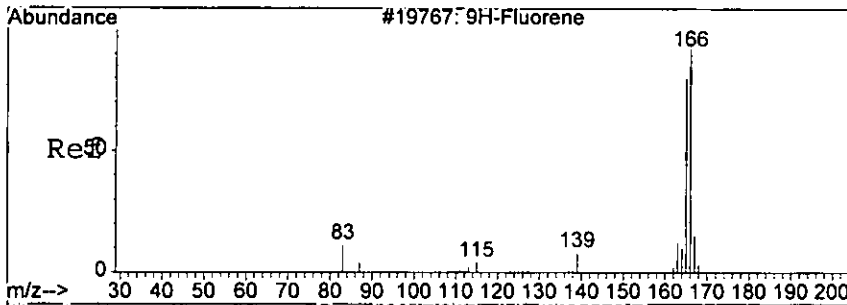


Tgt Ion: 128 Resp: 7296

Ion	Ratio	Lower	Upper
128	100		
129	16.1	0.0	51.8
127	15.8	0.0	57.0

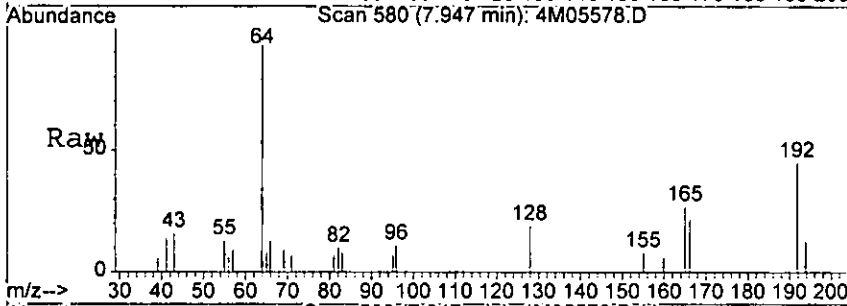


1.42



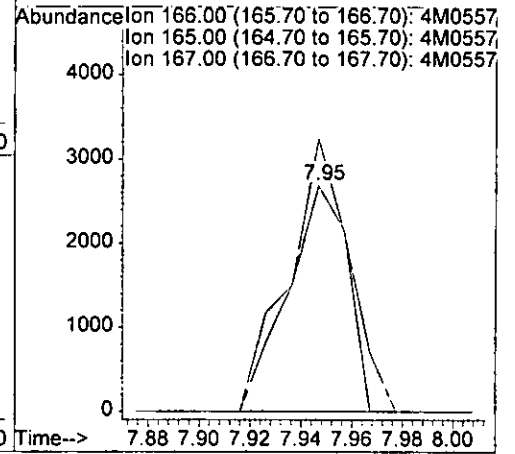
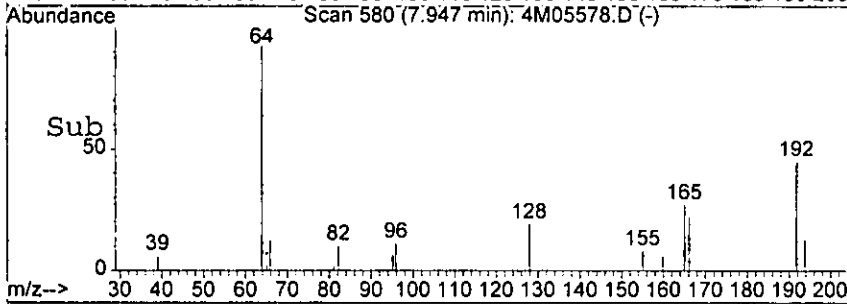
#55
 Fluorene
 Concen: 1.19 ng
 RT: 7.95 min Scan# 580
 Delta R.T. 0.00 min
 Lab File: 4M05578.D
 Acq: 12 Aug 2005 19:27

054790

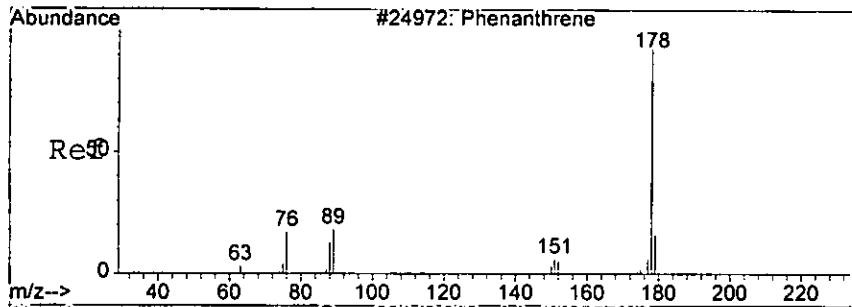


Tgt Ion: 166 Resp: 4400

Ion	Ratio	Lower	Upper
166	100		
165	120.8	63.3	143.3
167	0.0	0.0	54.6



L18r

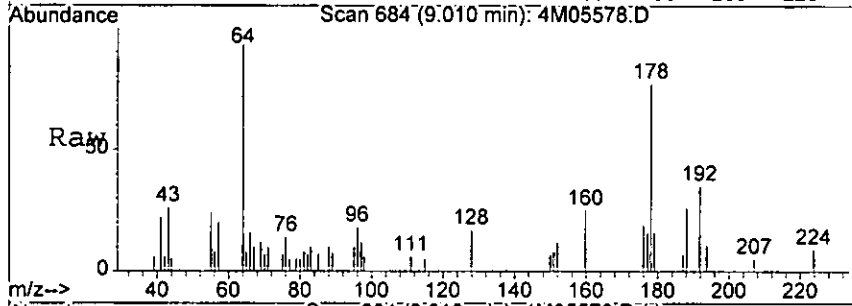


#67
 Phenanthrene
 Concen: 2.26 ng
 RT: 9.01 min Scan# 684
 Delta R.T. 0.00 min
 Lab File: 4M05578.D
 Acq: 12 Aug 2005 19:27

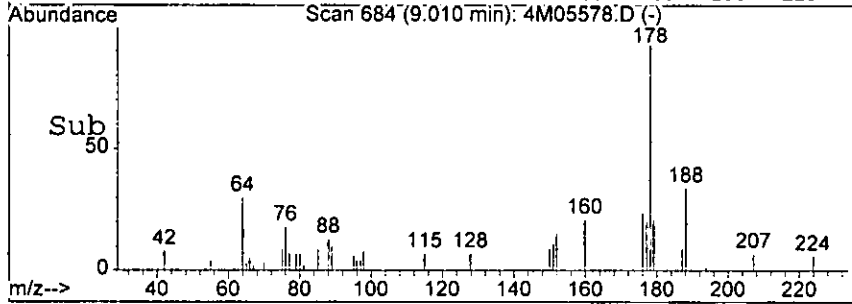
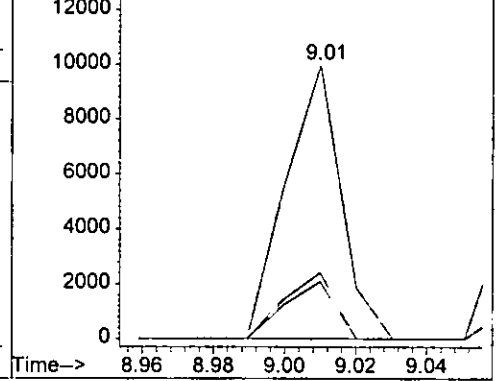
06147790

Tgt Ion: 178 Resp: 10654

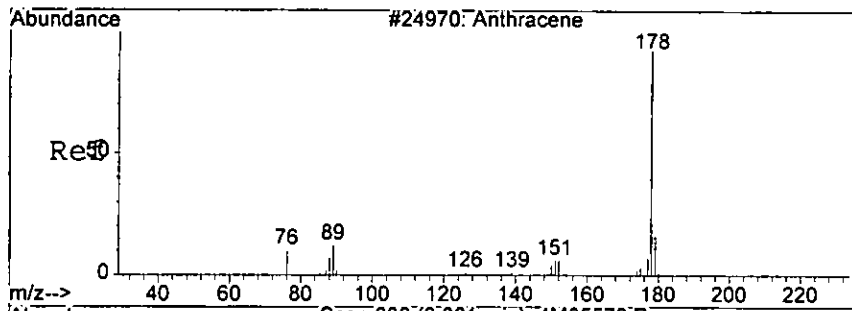
Ion	Ratio	Lower	Upper
178	100		
179	21.0	0.0	56.6
176	24.2	0.0	60.5



Abundance Ion 178.00 (177.70 to 178.70): 4M0557
 Ion 179.00 (178.70 to 179.70): 4M0557
 Ion 176.00 (175.70 to 176.70): 4M0557



Log

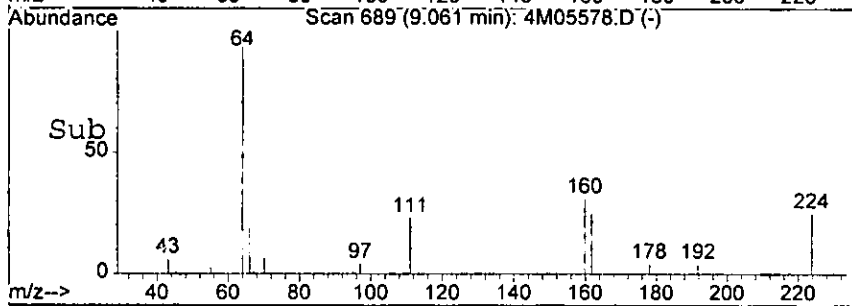
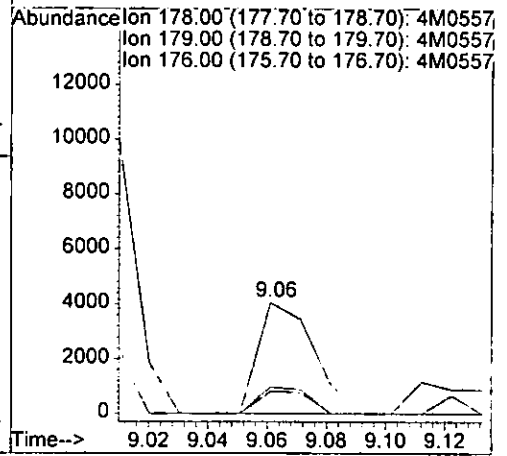
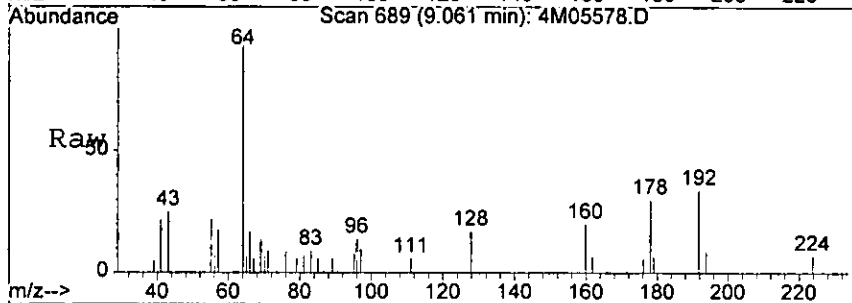


#68
 Anthracene
 Concen: 1.07 ng
 RT: 9.06 min Scan# 689
 Delta R.T. -0.01 min
 Lab File: 4M05578.D
 Acq: 12 Aug 2005 19:27

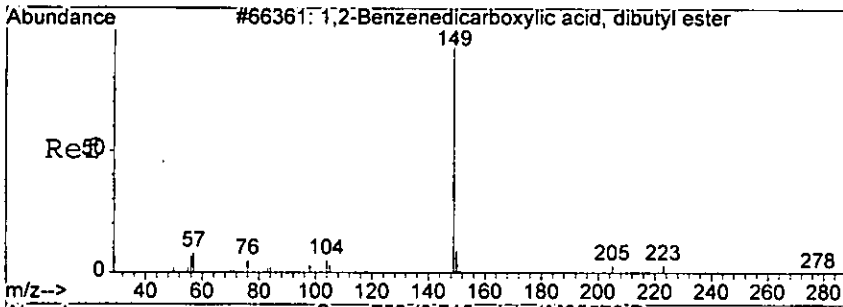
0645

Tgt Ion: 178 Resp: 5239

Ion	Ratio	Lower	Upper
178	100		
179	24.0	0.0	56.6
176	20.2	0.0	60.2

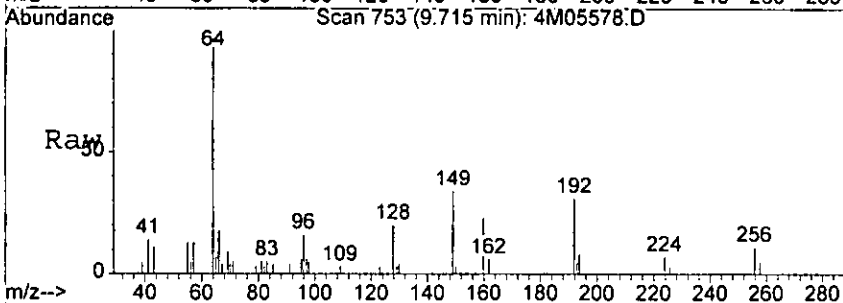


1818



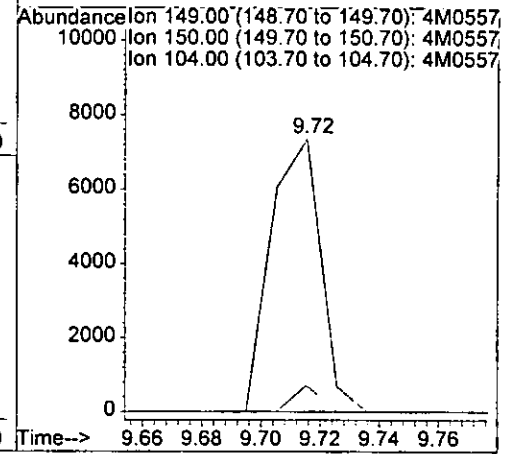
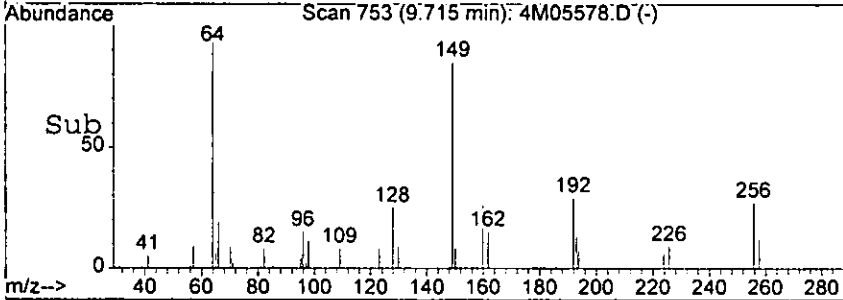
#70
 Di-n-butylphthalate
 Concen: 1.40 ng
 RT: 9.72 min Scan# 753
 Delta R.T. 0.00 min
 Lab File: 4M05578.D
 Acq: 12 Aug 2005 19:27

054750

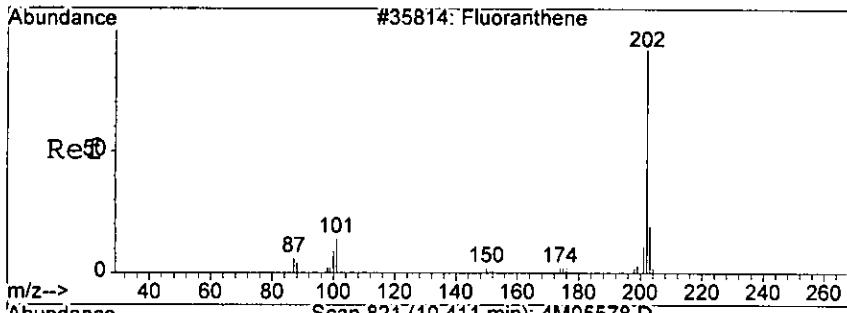


Tgt Ion: 149 Resp: 8643

Ion	Ratio	Lower	Upper
149	100		
150	9.7	0.0	49.8
104	0.0	0.0	44.6



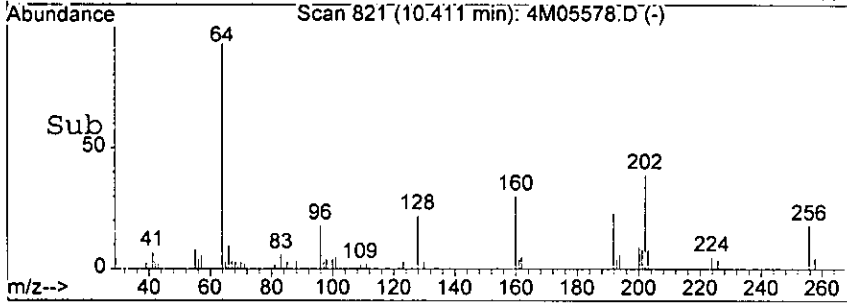
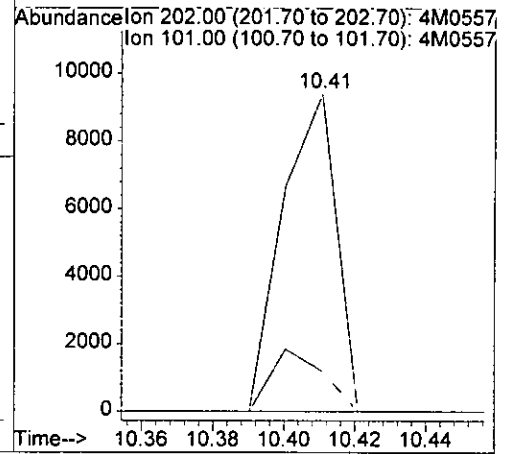
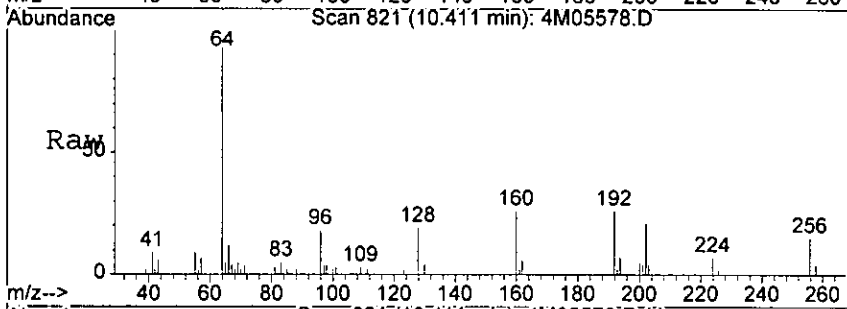
Jan 8/05



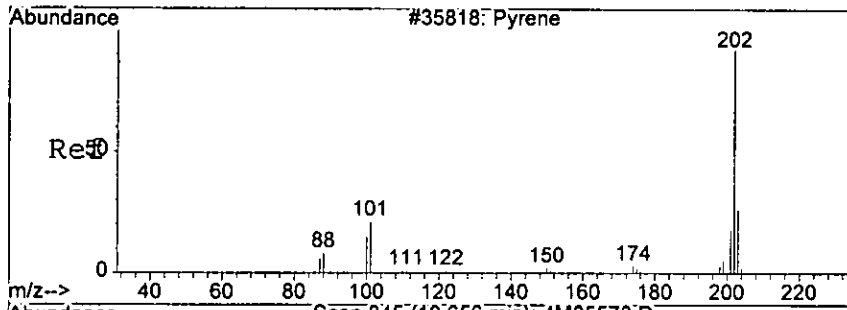
#71
 Fluoranthene
 Concen: 2.00 ng
 RT: 10.41 min Scan# 821
 Delta R.T. 0.02 min
 Lab File: 4M05578.D
 Acq: 12 Aug 2005 19:27

051790

Tgt Ion: 202 Resp: 9862
 Ion Ratio Lower Upper
 202 100
 101 12.8 0.0 58.3

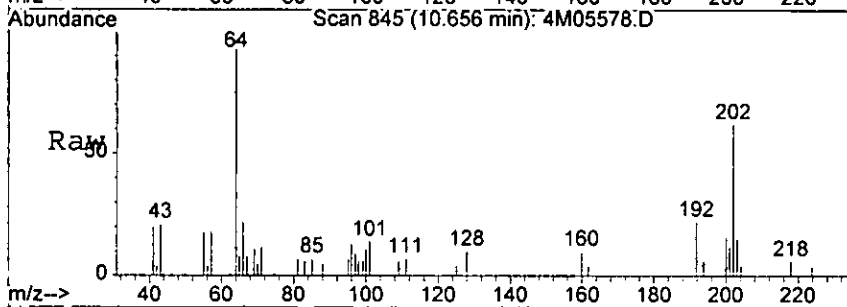


10.41

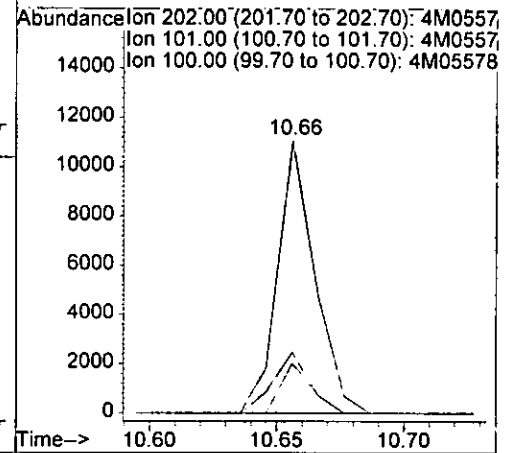
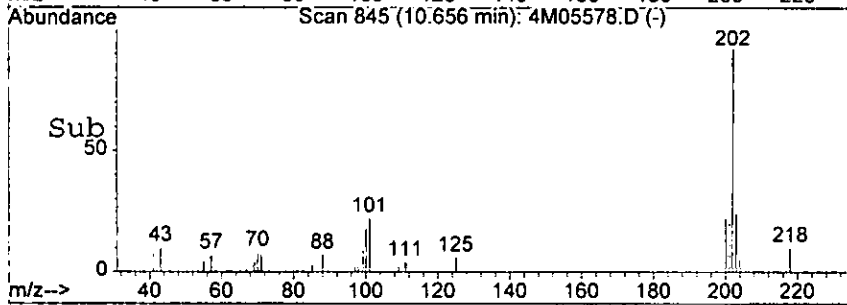


#73
 Pyrene
 Concen: 3.59 ng
 RT: 10.66 min Scan# 845
 Delta R.T. 0.00 min
 Lab File: 4M05578.D
 Acq: 12 Aug 2005 19:27

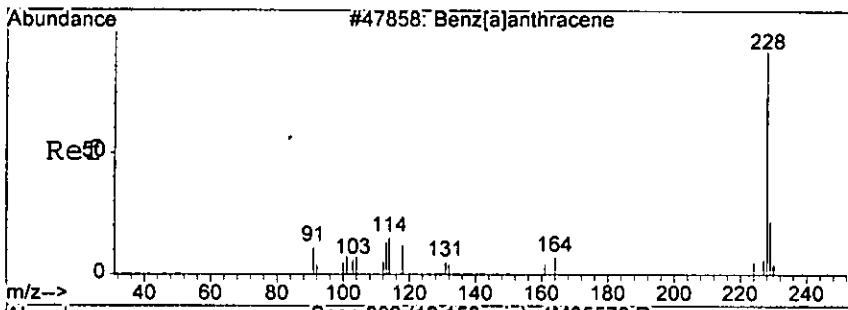
86490



Tgt Ion	202	101	100	Resp:	11214	Lower	Upper
202	100						
101	22.3	0.0			62.7		
100	18.2	0.0			60.5		



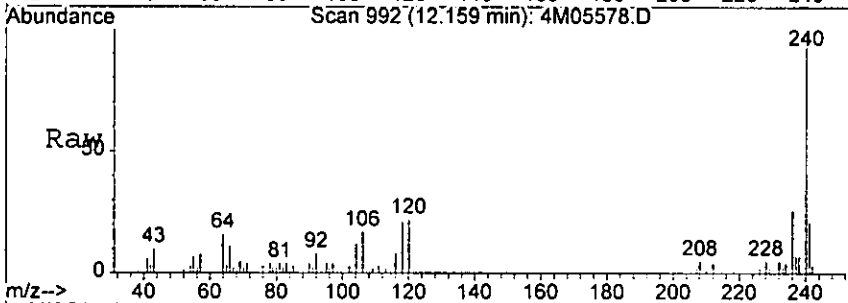
Lower



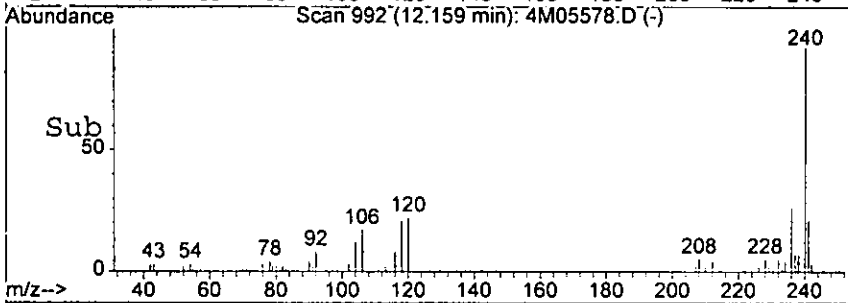
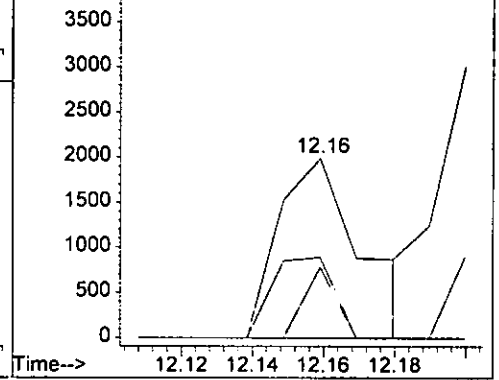
#78
 Benzo[a]anthracene
 Concen: 1.24 ng
 RT: 12.16 min Scan# 992
 Delta R.T. 0.00 min
 Lab File: 4M05578.D
 Acq: 12 Aug 2005 19:27

BE49

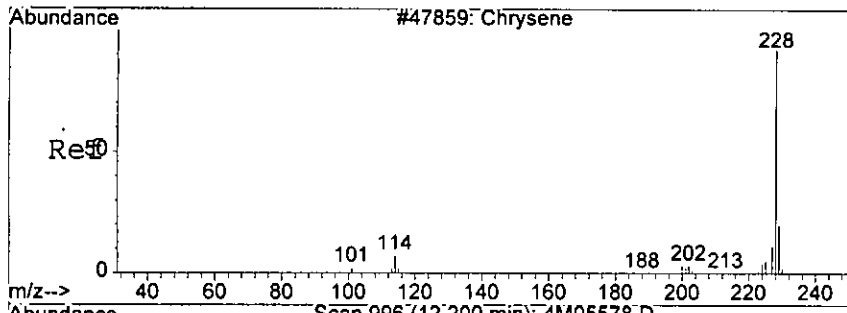
Tgt Ion	Resp	Lower	Upper
228	100		
229	39.3	0.0	60.5
226	44.8	0.0	69.0



Abundance Ion 228.00 (227.70 to 228.70): 4M0557
 Ion 229.00 (228.70 to 229.70): 4M0557
 Ion 226.00 (225.70 to 226.70): 4M0557



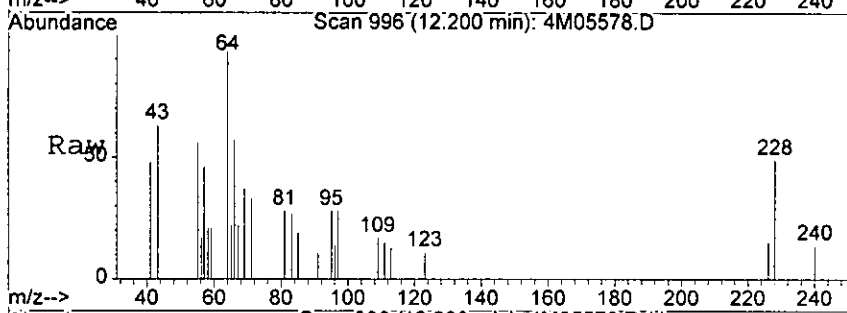
Handwritten signature



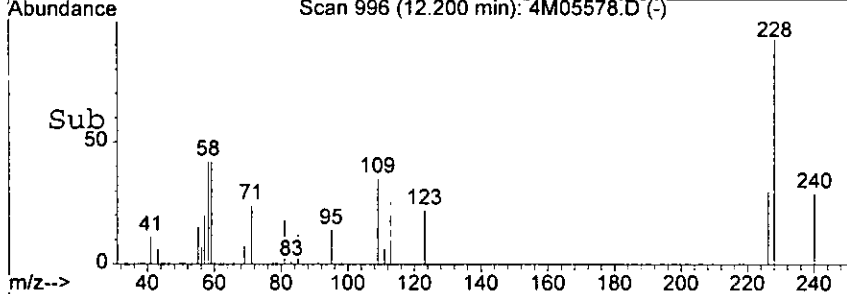
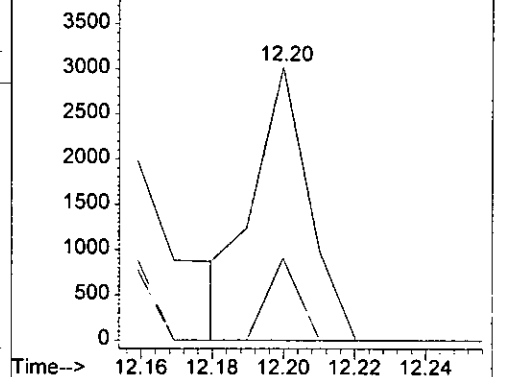
#79
 Chrysene
 Concen: 1.37 ng
 RT: 12.20 min Scan# 996
 Delta R.T. 0.00 min
 Lab File: 4M05578.D
 Acq: 12 Aug 2005 19:27

05578

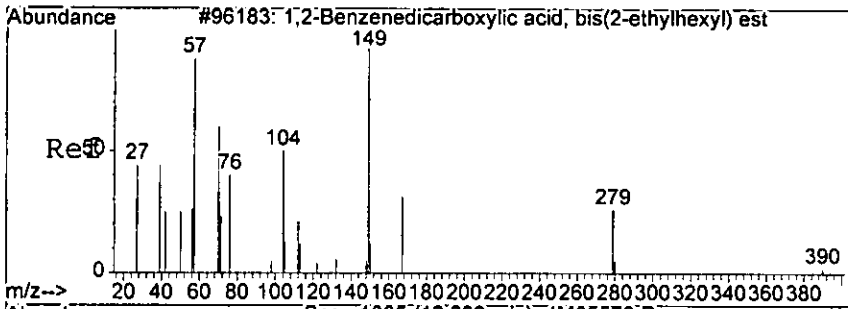
Tgt Ion	Resp	Lower	Upper
228	3218	100	100
226	30.1	12.0	52.0
229	0.0	0.0	61.1



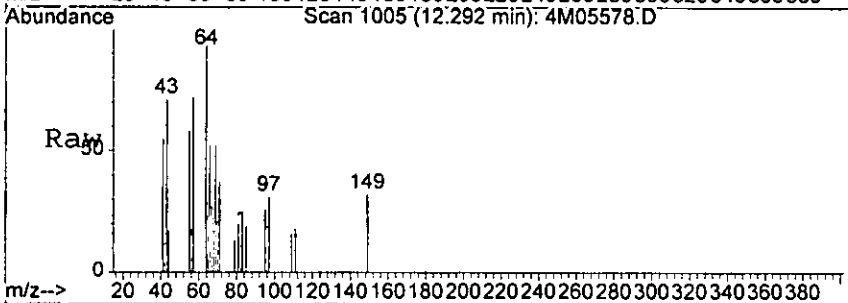
Abundance Ion 228.00 (227.70 to 228.70): 4M0557
 Ion 226.00 (225.70 to 226.70): 4M0557
 Ion 229.00 (228.70 to 229.70): 4M0557



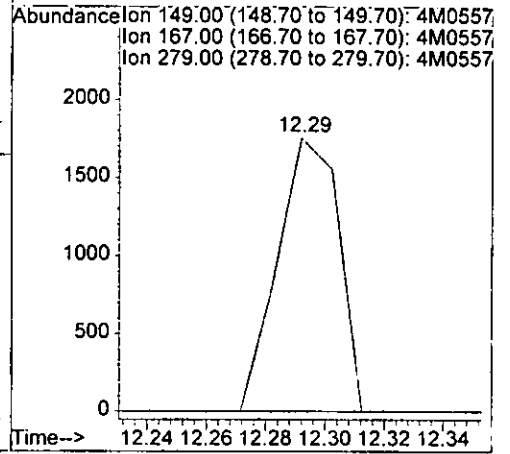
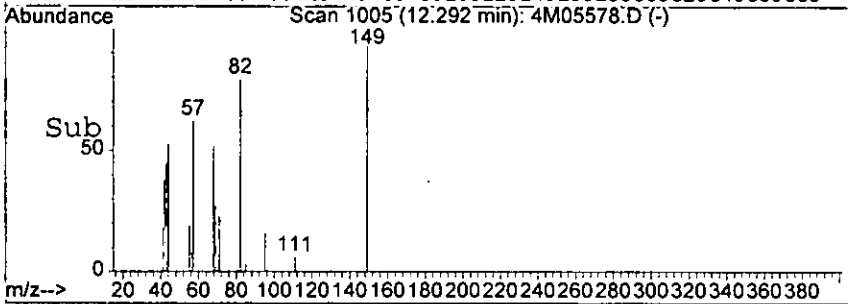
Layer



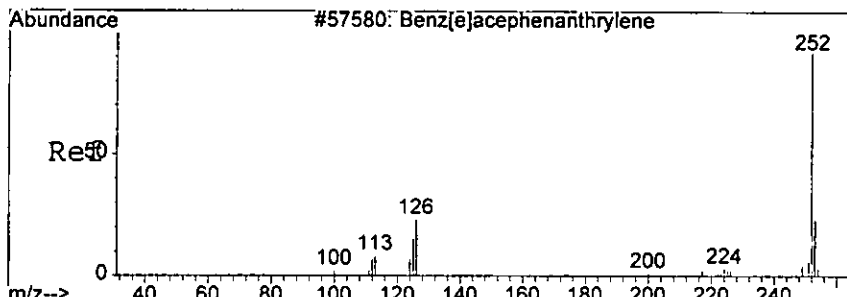
#80
 bis(2-Ethylhexyl)phthalate
 Concen: 1.26 ng
 RT: 12.29 min Scan# 1005
 Delta R.T. 0.00 min
 Lab File: 4M05578.D
 Acq: 12 Aug 2005 19:27



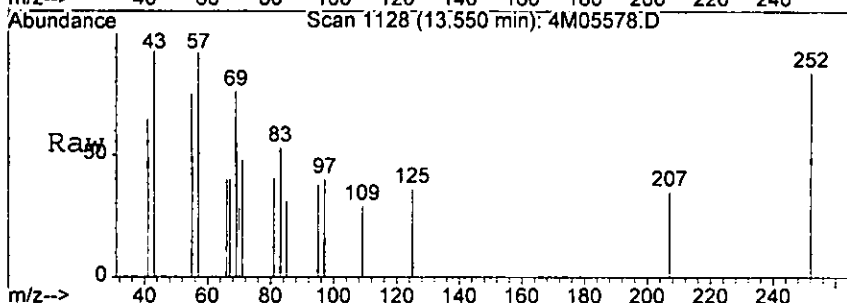
Tgt Ion	Resp	Lower	Upper
149	100		
167	0.0	0.0	53.9
279	0.0	0.0	43.5



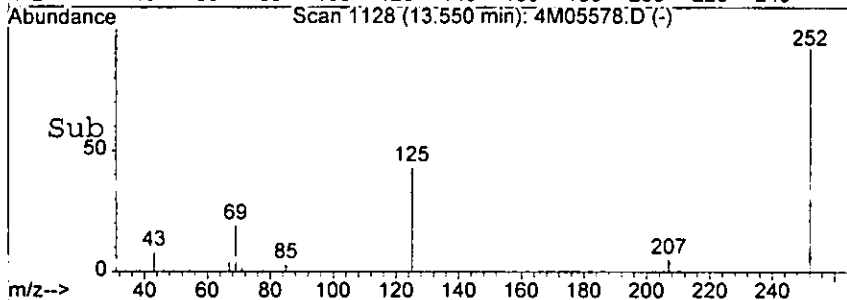
12/8/05



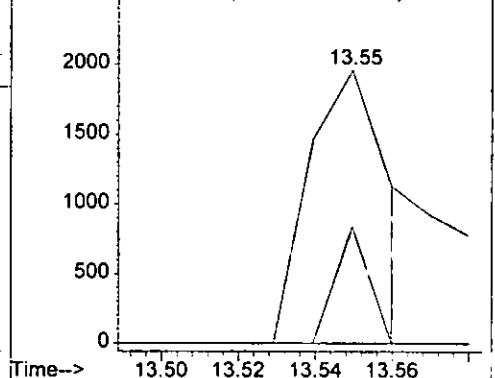
#83
 Benzo[b]fluoranthene
 Concen: 1.39 ng m
 RT: 13.55 min Scan# 1128
 Delta R.T. 0.01 min
 Lab File: 4M05578.D
 Acq: 12 Aug 2005 19:27



Tgt Ion	Ratio	Lower	Upper
252	100		
253	0.0	0.0	63.3
125	42.7	0.0	57.6



Abundance
 Ion 252.00 (251.70 to 252.70): 4M0557
 Ion 253.00 (252.70 to 253.70): 4M0557
 Ion 125.00 (124.70 to 125.70): 4M0557



1818

Form1

ORGANICS SEMIVOLATILE REPORT

0553

Sample Number: AC18916-008
 Client Id: PCSB-48 (0.5)
 Data File: 5M09929.D
 Analysis Date: 08/10/05 13:28
 Date Rec/Extracted: 08/04/05-08/09/05

Matrix: Soil
 Initial Vol: 30g
 Final Vol: 1ml
 Dilution: 1
 Solids: 95

Units: mg/Kg

Cas #	Compound	RL	Conc	Cas #	Compound	RL	Conc
120-82-1	1,2,4-Trichlorobenzene	0.0061	U	205-99-2	Benzo[b]fluoranthene	0.0097	0.069
95-50-1	1,2-Dichlorobenzene	0.014	U	191-24-2	Benzo[g,h,i]perylene	0.0050	0.055
122-66-7	1,2-Diphenylhydrazine	0.012	U	207-08-9	Benzo[k]fluoranthene	0.012	U
541-73-1	1,3-Dichlorobenzene	0.010	U	111-91-1	bis(2-Chloroethoxy)methan	0.0082	U
106-46-7	1,4-Dichlorobenzene	0.0062	U	111-44-4	bis(2-Chloroethyl)ether	0.016	U
95-95-4	2,4,5-Trichlorophenol	0.054	U	108-60-1	bis(2-chloroisopropyl)ether	0.0073	U
88-06-2	2,4,6-Trichlorophenol	0.026	U	117-81-7	bis(2-Ethylhexyl)phthalate	0.022	U
120-83-2	2,4-Dichlorophenol	0.047	U	85-68-7	Butylbenzylphthalate	0.0095	U
105-67-9	2,4-Dimethylphenol	0.030	U	86-74-8	Carbazole	0.0067	U
51-28-5	2,4-Dinitrophenol	0.064	U	218-01-9	Chrysene	0.010	0.065
121-14-2	2,4-Dinitrotoluene	0.013	U	84-74-2	Di-n-butylphthalate	0.0071	U
606-20-2	2,6-Dinitrotoluene	0.016	U	117-84-0	Di-n-octylphthalate	0.012	U
91-58-7	2-Chloronaphthalene	0.0040	U	53-70-3	Dibenzo[a,h]anthracene	0.0064	U
95-57-8	2-Chlorophenol	0.064	U	132-64-9	Dibenzofuran	0.045	U
91-57-6	2-Methylnaphthalene	0.060	U	84-66-2	Diethylphthalate	0.0083	U
95-48-7	2-Methylphenol	0.13	U	131-11-3	Dimethylphthalate	0.0060	U
88-74-4	2-Nitroaniline	0.045	U	206-44-0	Fluoranthene	0.0058	0.098
88-75-5	2-Nitrophenol	0.043	U	86-73-7	Fluorene	0.0084	U
106-44-5	3&4-Methylphenol	0.13	U	118-74-1	Hexachlorobenzene	0.014	U
91-94-1	3,3'-Dichlorobenzidine	0.062	U	87-68-3	Hexachlorobutadiene	0.0086	U
99-09-2	3-Nitroaniline	0.088	U	77-47-4	Hexachlorocyclopentadiene	0.095	U
534-52-1	4,6-Dinitro-2-methylphenol	0.067	U	67-72-1	Hexachloroethane	0.012	U
101-55-3	4-Bromophenyl-phenylether	0.014	U	193-39-5	Indeno[1,2,3-cd]pyrene	0.0059	0.037
59-50-7	4-Chloro-3-methylphenol	0.070	U	78-59-1	Isophorone	0.19	U
106-47-8	4-Chloroaniline	0.24	U	621-64-7	N-Nitroso-di-n-propylamine	0.011	U
7005-72-3	4-Chlorophenyl-phenylether	0.0099	U	62-75-9	N-Nitrosodimethylamine	0.39	U
100-01-6	4-Nitroaniline	0.052	U	86-30-6	n-Nitrosodiphenylamine	0.0096	U
100-02-7	4-Nitrophenol	0.050	U	91-20-3	Naphthalene	0.0034	U
83-32-9	Acenaphthene	0.0058	U	98-95-3	Nitrobenzene	0.0099	U
208-96-8	Acenaphthylene	0.0053	U	87-86-5	Pentachlorophenol	0.034	U
120-12-7	Anthracene	0.0069	U	85-01-8	Phenanthrene	0.0078	0.067
92-87-5	Benzidine	0.36	U	108-95-2	Phenol	0.058	U
56-55-3	Benzo[a]anthracene	0.0049	0.052	129-00-0	Pyrene	0.0080	0.13
50-32-8	Benzo[a]pyrene	0.0058	0.059				

Worksheet #: 18415

Total Target Concentration 0.632

U - Indicates the compound was analyzed but not detected.
 B - Indicates the analyte was found in the blank as well as in the sample.
 E - Indicates the analyte concentration exceeds the calibration range of the instrument.

R - Retention Time Out
 J - Indicates an estimated value when a compound is detected at less than the specified detection limit.

Data File : G:\GcMsData\2005\Gcms_5\Data\08-10-05\5M09929.D Vial: 195
 Acq On : 10 Aug 2005 13:28 Operator: AHD
 Sample : AC18916-008 Inst : GCMS
 Misc : S,BNA Multiplr: 1.00
 MS Integration Params: RTEINT.P
 Quant Time: Aug 18 12:50 2005 Quant Results File: 5M_0722.RES

Quant Method : G:\GCMSDATA\2005\GCMS_5\METHODS\5M_0722.M (RTE Integrator)
 Title : @GCMS_5,mg,625,8270
 Last Update : Fri Jul 22 11:58:10 2005
 Response via : Initial Calibration
 DataAcq Meth : 5M_RUN5

Internal Standards	R.T.	QIon	Response	Conc	Units	Dev (Min)
1) 1,4-Dichlorobenzene-d4	5.08	152	30134	40.00	ng	-0.17
20) Naphthalene-d8	6.12	136	112773	40.00	ng	-0.16
36) Acenaphthene-d10	7.45	164	62625	40.00	ng	-0.19
61) Phenanthrene-d10	8.81	188	100364	40.00	ng	-0.22
77) Chrysene-d12	11.78	240	73315	40.00	ng	-0.26
88) Perylene-d12	13.37	264	58515	40.00	ng	-0.25

System Monitoring Compounds	R.T.	QIon	Response	Conc	Units	Dev (Min)
4) 2-Fluorophenol	3.75	112	131200	129.27	ng	-0.21
Spiked Amount				200.000		
				Recovery =		64.64%
8) Phenol-d5	4.78	99	177535	119.63	ng	-0.17
Spiked Amount				200.000		
				Recovery =		59.82%
21) Nitrobenzene-d5	5.55	128	34017	68.89	ng	-0.17
Spiked Amount				100.000		
				Recovery =		68.89%
41) 2-Fluorobiphenyl	6.92	172	136773	69.87	ng	-0.17
Spiked Amount				100.000		
				Recovery =		69.87%
64) 2,4,6-Tribromophenol	8.14	330	30119	140.22	ng	-0.21
Spiked Amount				200.000		
				Recovery =		70.11%
80) Terphenyl-d14	10.58	244	124459	71.86	ng	-0.23
Spiked Amount				100.000		
				Recovery =		71.86%

Target Compounds	R.T.	QIon	Response	Conc	Units	Qvalue
70) Phenanthrene	8.83	178	5544	1.92	ng	97
76) Fluoranthene	10.11	202	8850	2.80	ng	92
78) Pyrene	10.36	202	10584	3.60	ng	95
85) Benzo[a]anthracene	11.77	228	4029	1.49	ng	96
86) Chrysene	11.81	228	4593	1.86	ng	93
90) Benzo[b]fluoranthene	12.97	252	4558m	1.97	ng	
92) Benzo[a]pyrene	13.30	252	3640	1.67	ng	92
93) Indeno[1,2,3-cd]pyrene	14.38	276	2483	1.05	ng	94
95) Benzo[g,h,i]perylene	14.64	276	3101	1.57	ng	93


1818 ✓

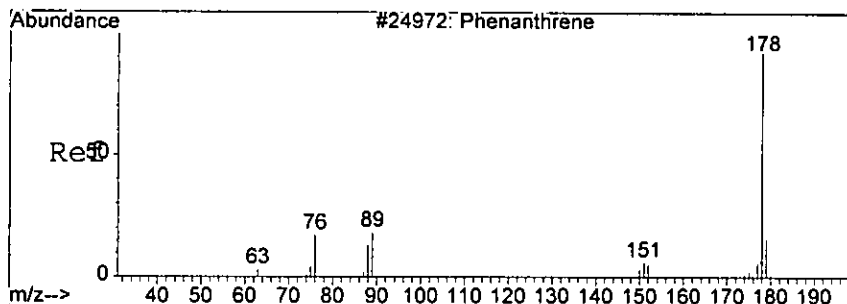
Quantitation Report

Data File : G:\GcMsData\2005\Gcms_5\Data\08-10-05\5M09929.D Vial: 19
 Acq On : 10 Aug 2005 13:28 Operator: AHD
 Sample : AC18916-008 Inst : GCMS
 Misc : S,BNA Multiplr: 1.00
 MS Integration Params: RTEINT.P
 Quant Time: Aug 18 12:50 2005

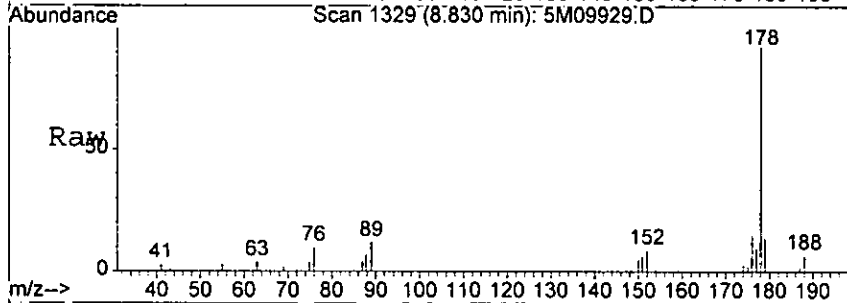
Quant Results File: 5M_0722.RES

Method : G:\GCMSDATA\2005\GCMS_5\METHODS\5M_0722.M (RTE Integrator)
 Title : @GCMS_5,mg,625,8270
 Last Update : Fri Jul 22 11:19:45 2005
 Response via : Initial Calibration



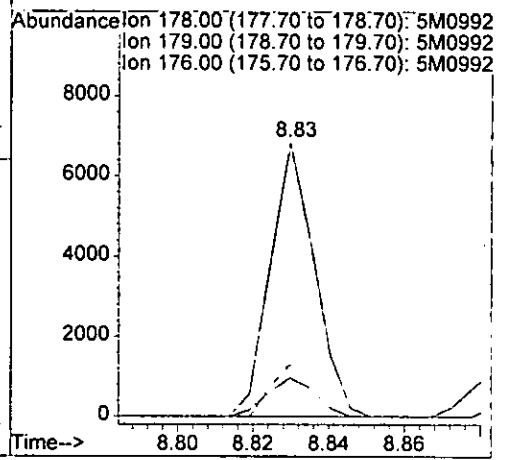
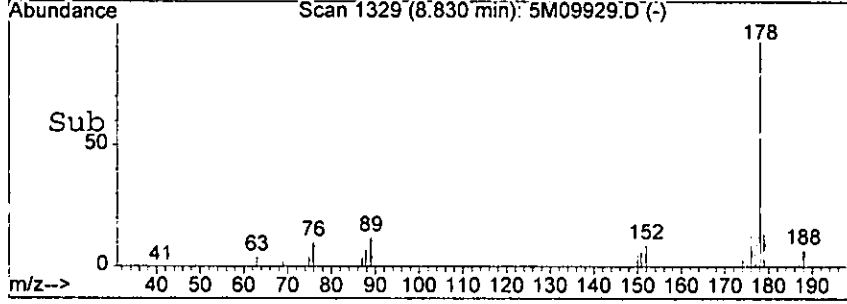


#70
 Phenanthrene
 Concen: 1.92 ng
 RT: 8.83 min Scan# 1329
 Delta R.T. -0.22 min
 Lab File: 5M09929.D
 Acq: 10 Aug 2005 13:28

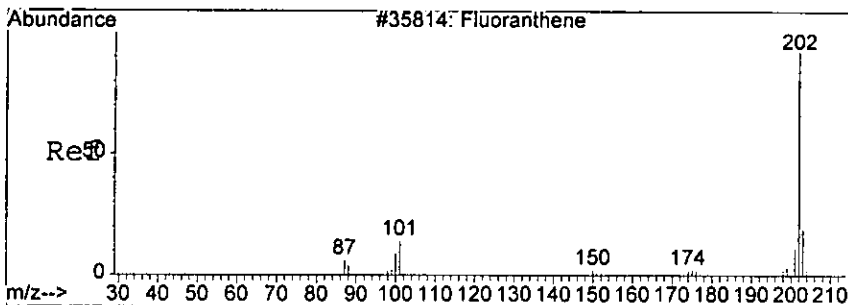


Tgt Ion: 178 Resp: 5544

Ion	Ratio	Lower	Upper
178	100		
179	14.0	0.0	54.9
176	19.2	0.0	57.7

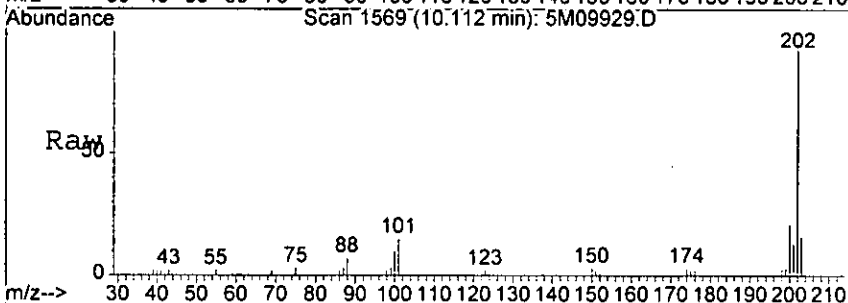


1.92

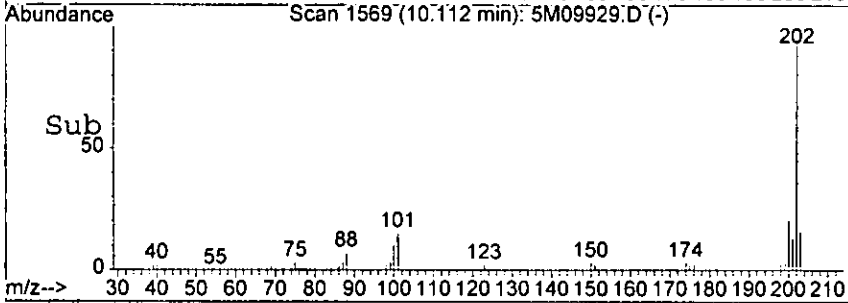
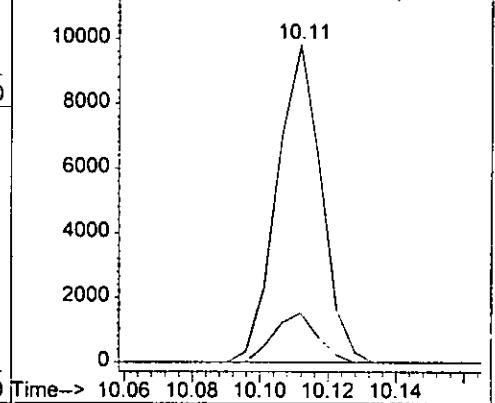


#76
 Fluoranthene
 Concen: 2.80 ng
 RT: 10.11 min Scan# 1569
 Delta R.T. -0.24 min
 Lab File: 5M09929.D
 Acq: 10 Aug 2005 13:28

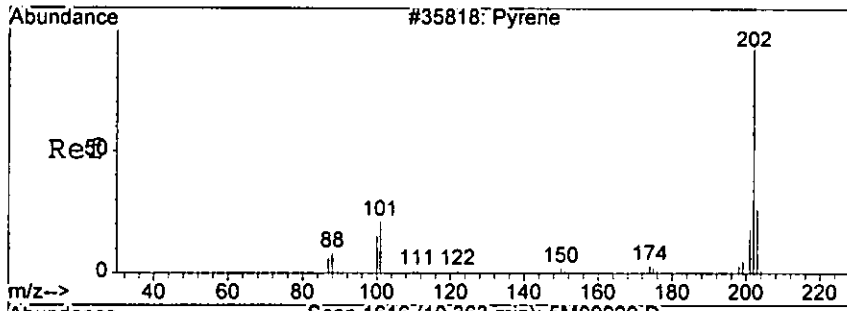
Tgt Ion	Resp	Lower	Upper
202	100		
101	15.5	0.0	52.5



Abundance Ion 202.00 (201.70 to 202.70): 5M0992
 Ion 101.00 (100.70 to 101.70): 5M0992



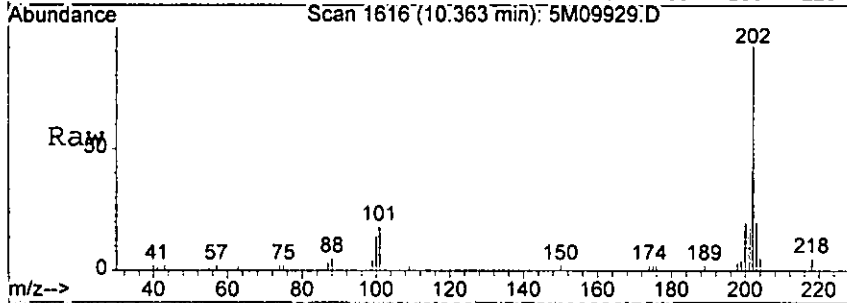
1818



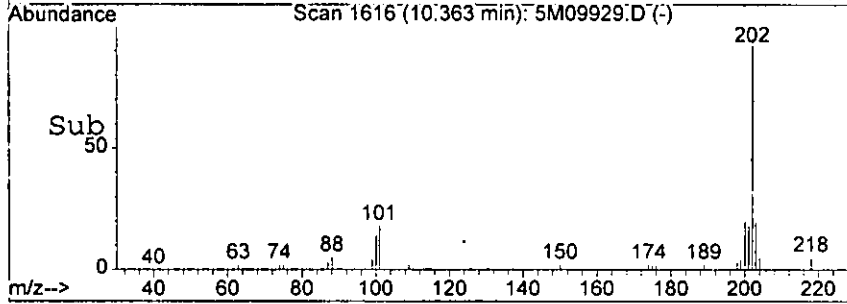
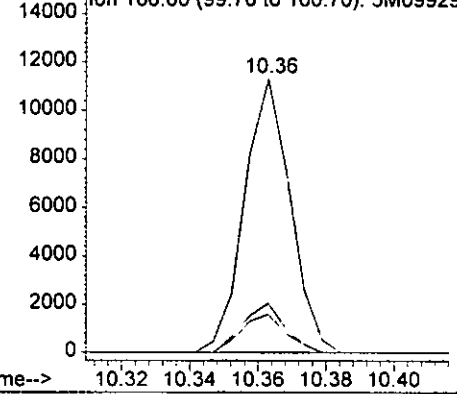
#78
 Pyrene
 Concen: 3.60 ng
 RT: 10.36 min Scan# 1616
 Delta R.T. -0.24 min
 Lab File: 5M09929.D
 Acq: 10 Aug 2005 13:28

1616

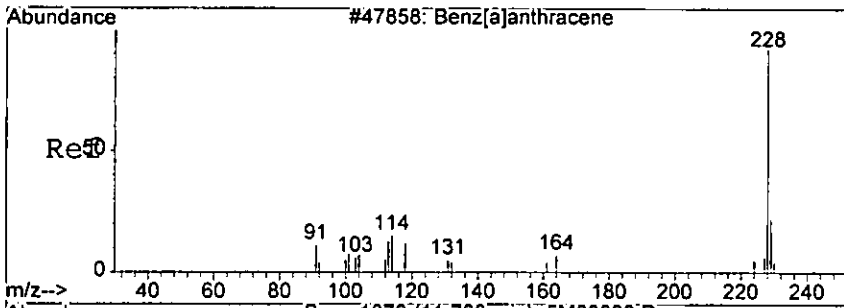
Tgt Ion	202	Resp:	10584
Ion	Ratio	Lower	Upper
202	100		
101	18.0	0.0	55.5
100	14.0	0.0	52.1



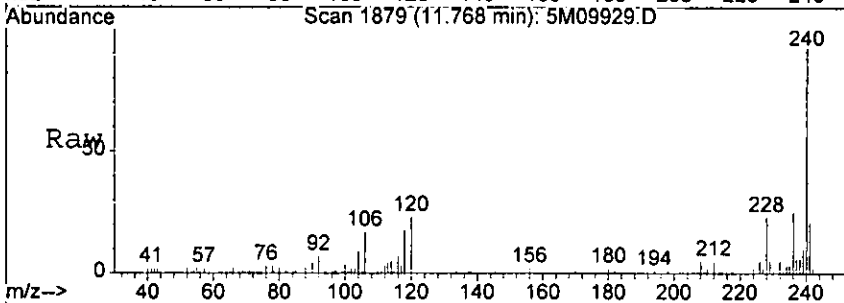
Abundance Ion 202.00 (201.70 to 202.70): 5M0992
 Ion 101.00 (100.70 to 101.70): 5M0992
 Ion 100.00 (99.70 to 100.70): 5M09929



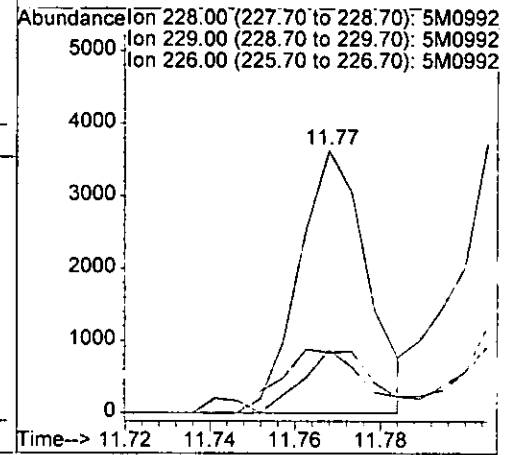
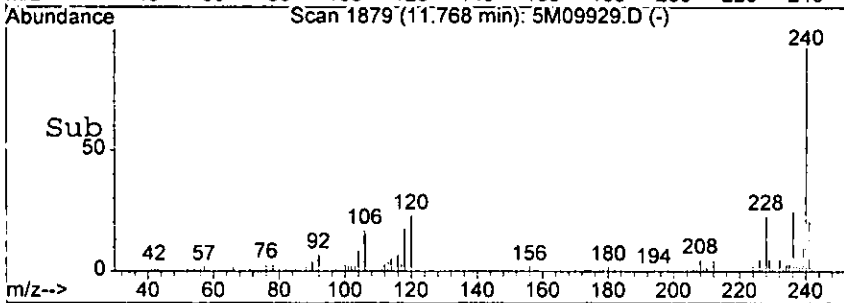
1616



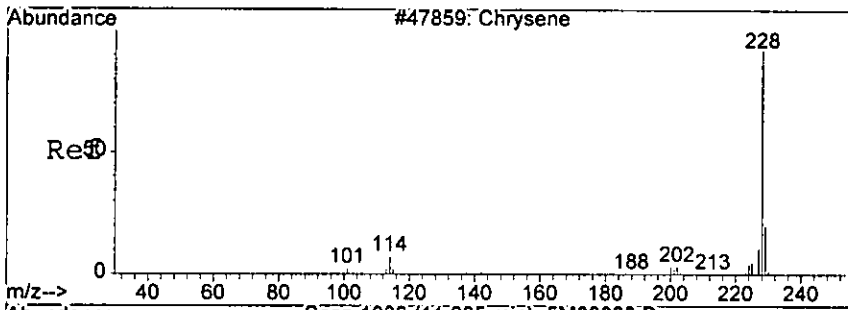
#85
 Benzo[a]anthracene
 Concen: 1.49 ng
 RT: 11.77 min Scan# 1879
 Delta R.T. -0.25 min
 Lab File: 5M09929.D
 Acq: 10 Aug 2005 13:28



Tgt Ion	Resp	Lower	Upper
228	100		
229	18.2	0.0	58.7
226	23.1	0.0	66.4



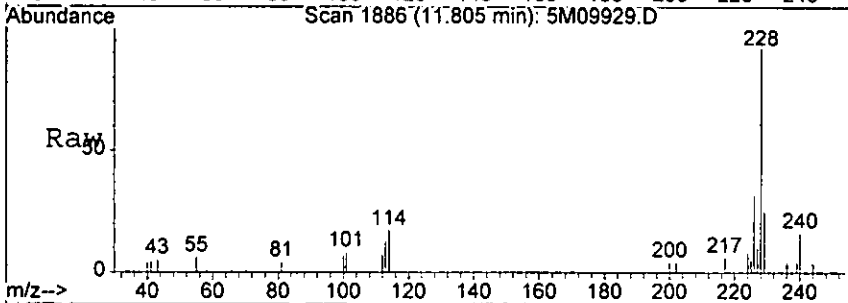
1879



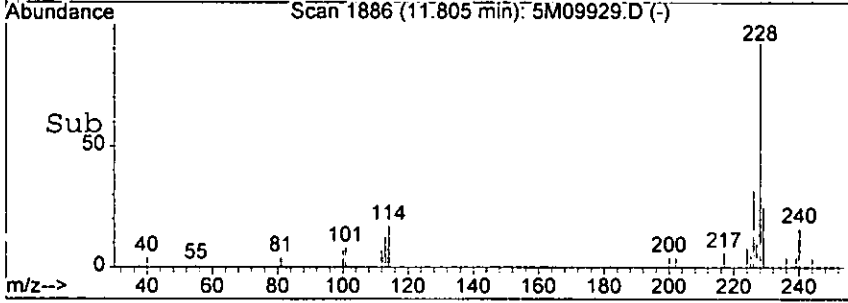
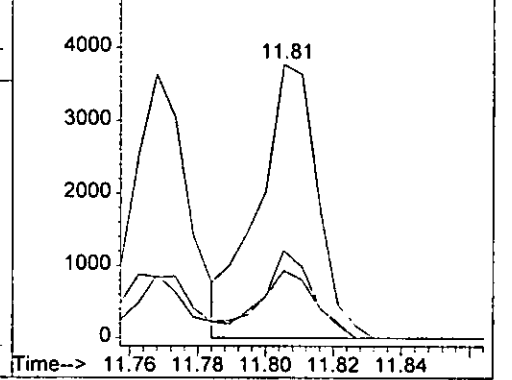
#86
 Chrysene
 Concen: 1.86 ng
 RT: 11.81 min Scan# 1886
 Delta R.T. -0.26 min
 Lab File: 5M09929.D
 Acq: 10 Aug 2005 13:28

1886

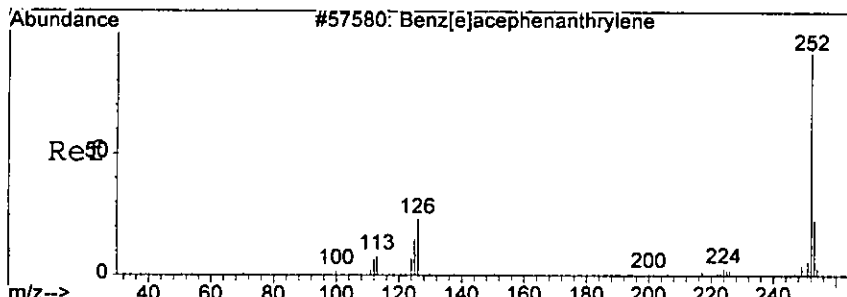
Tgt Ion:	228	Resp:	4593
Ion Ratio	Lower	Upper	
228	100		
226	31.9	9.1	49.1
229	24.7	0.0	60.1



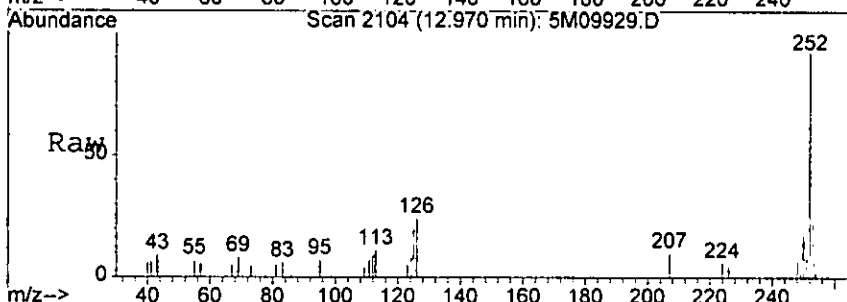
Abundance Ion 228.00 (227.70 to 228.70): 5M0992
 Ion 226.00 (225.70 to 226.70): 5M0992
 Ion 229.00 (228.70 to 229.70): 5M0992



1886

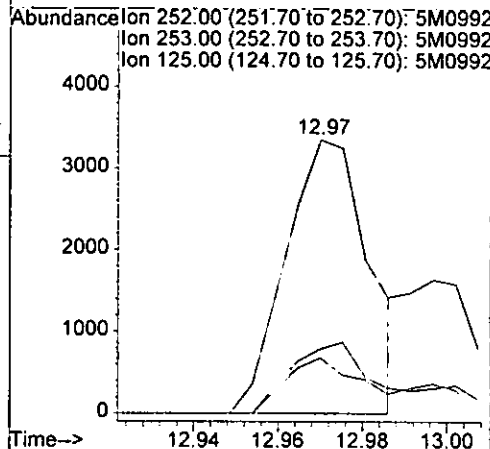
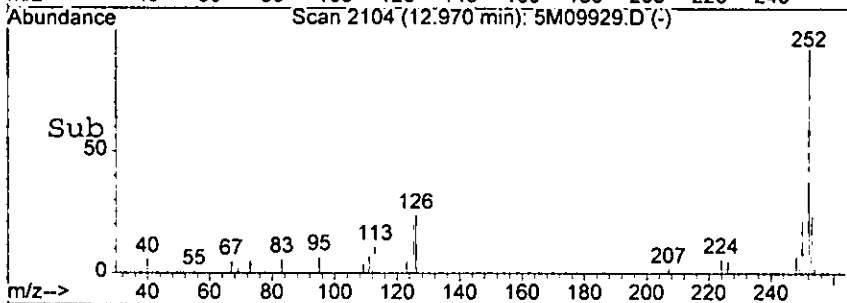


#90
 Benzo[b]fluoranthene
 Concen: 1.97 ng m
 RT: 12.97 min Scan# 2104
 Delta R.T. -0.26 min
 Lab File: 5M09929.D
 Acq: 10 Aug 2005 13:28

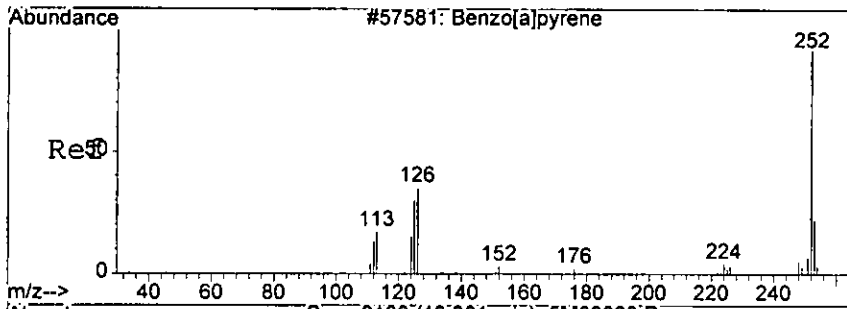


Tgt Ion: 252 Resp: 4558

Ion	Ratio	Lower	Upper
252	100		
253	23.6	0.0	61.6
125	20.3	0.0	54.8



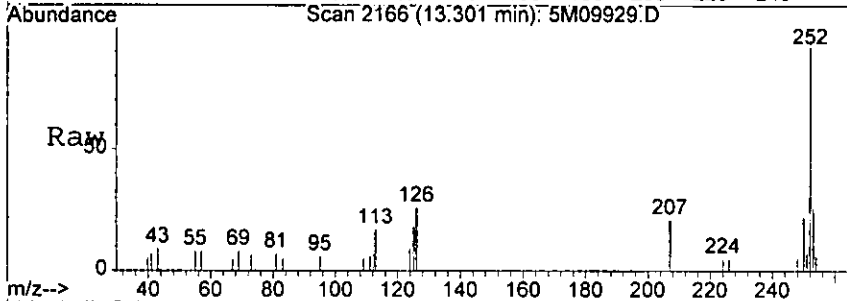
Handwritten signature/initials



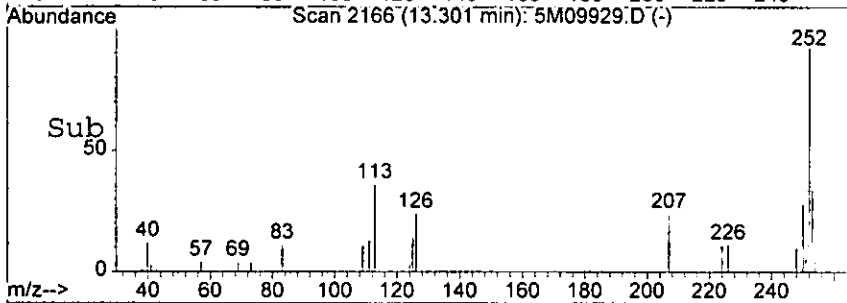
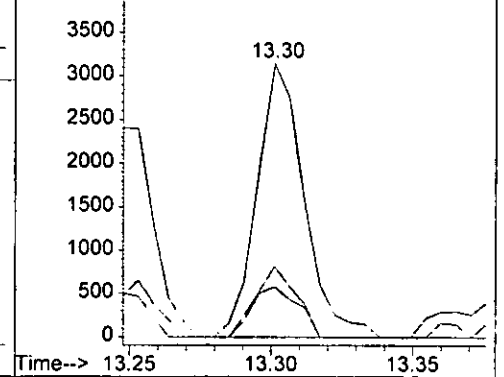
#92
 Benzo[a]pyrene
 Concen: 1.67 ng
 RT: 13.30 min Scan# 2166
 Delta R.T. -0.27 min
 Lab File: 5M09929.D
 Acq: 10 Aug 2005 13:28

0590

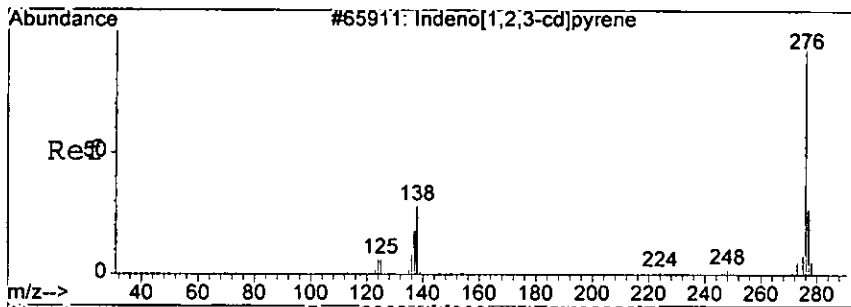
Tgt Ion	Resp	Lower	Upper
252	100		
253	26.0	0.0	61.5
125	18.4	0.0	56.0



Abundance Ion 252.00 (251.70 to 252.70): 5M0992
 Ion 253.00 (252.70 to 253.70): 5M0992
 Ion 125.00 (124.70 to 125.70): 5M0992

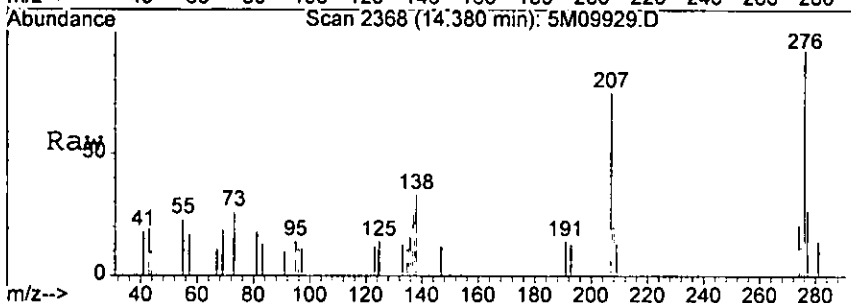


LG18

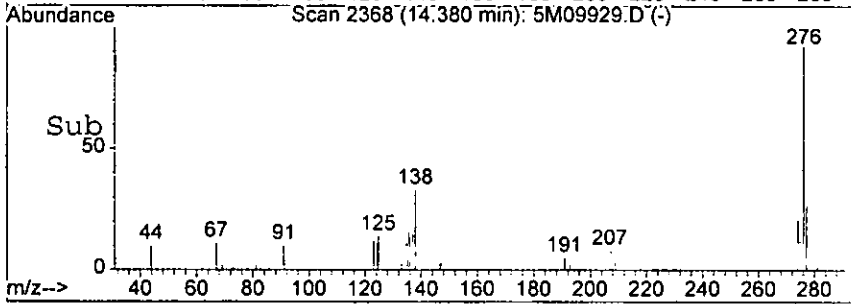
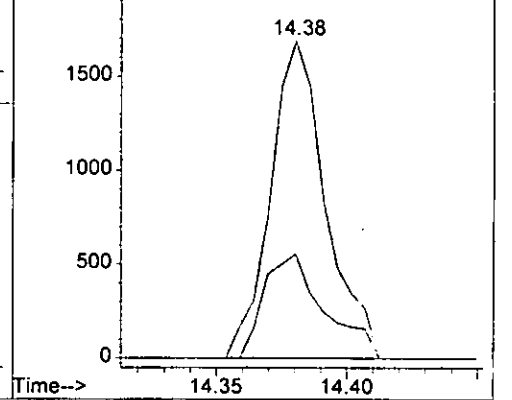


#93
 Indeno[1,2,3-cd]pyrene
 Concen: 1.05 ng
 RT: 14.38 min Scan# 2368
 Delta R.T. -0.31 min
 Lab File: 5M09929.D
 Acq: 10 Aug 2005 13:28

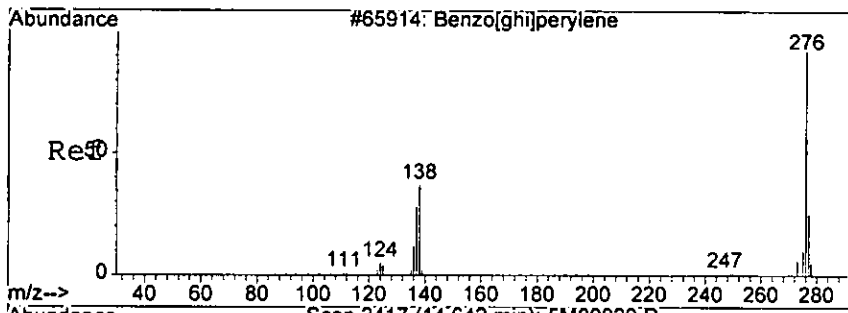
Tgt Ion: 276 Resp: 2483
 Ion Ratio Lower Upper
 276 100
 138 32.8 0.0 76.1



Abundance Ion 276.00 (275.70 to 276.70): 5M0992
 Ion 138.00 (137.70 to 138.70): 5M0992

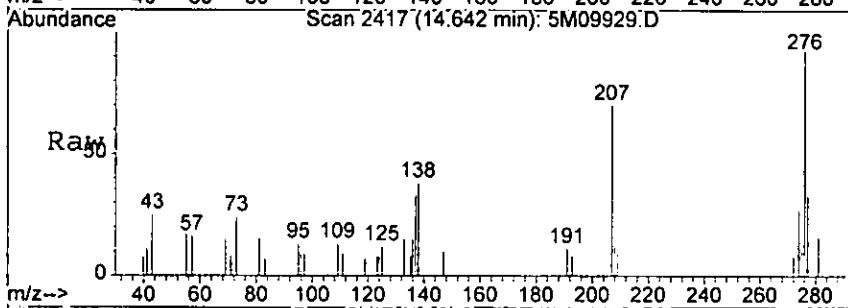


14.38

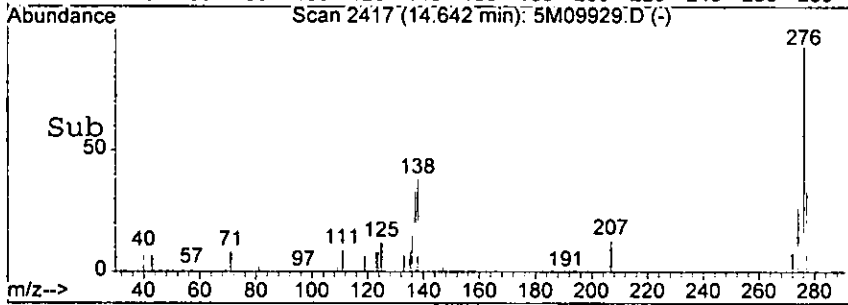
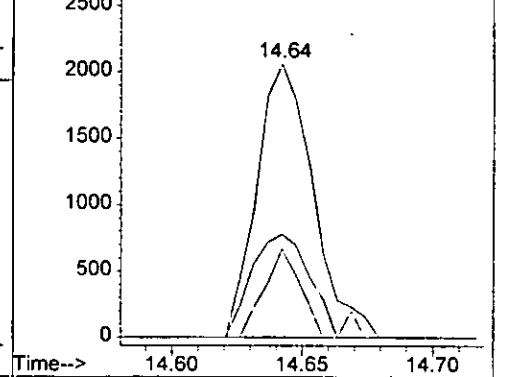


#95
 Benzo[g,h,i]perylene
 Concen: 1.57 ng
 RT: 14.64 min Scan# 2417
 Delta R.T. -0.35 min
 Lab File: 5M09929.D
 Acq: 10 Aug 2005 13:28

Tgt Ion	Ratio	Lower	Upper
276	100		
138	37.7	0.0	78.3
277	32.5	0.0	64.0



Abundance Ion 276.00 (275.70 to 276.70): 5M0992
 Ion 138.00 (137.70 to 138.70): 5M0992
 Ion 277.00 (276.70 to 277.70): 5M0992



Handwritten signature: L. 18/8

Form1

ORGANICS SEMIVOLATILE REPORT

0665

Sample Number: AC18916-009(MS:AC1) Matrix: Soil
 Client Id: PCSB-48 (0.5')MS Initial Vol: 30g
 Data File: 5M09930.D Final Vol: 1ml
 Analysis Date: 08/10/05 13:50 Dilution: 1
 Date Rec/Extracted: 08/04/05-08/09/05 Solids: 95

Units: mg/Kg

Cas #	Compound	RL	Conc	Cas #	Compound	RL	Conc
120-82-1	1,2,4-Trichlorobenzene	0.0061	2.5	205-99-2	Benzo[b]fluoranthene	0.0097	0.059
95-50-1	1,2-Dichlorobenzene	0.014	U	191-24-2	Benzo[g,h,i]perylene	0.0050	U
122-66-7	1,2-Diphenylhydrazine	0.012	U	207-08-9	Benzo[k]fluoranthene	0.012	U
541-73-1	1,3-Dichlorobenzene	0.010	U	111-91-1	bis(2-Chloroethoxy)methan	0.0082	U
106-46-7	1,4-Dichlorobenzene	0.0062	2.4	111-44-4	bis(2-Chloroethyl)ether	0.016	U
95-95-4	2,4,5-Trichlorophenol	0.054	U	108-60-1	bis(2-chloroisopropyl)ether	0.0073	U
88-06-2	2,4,6-Trichlorophenol	0.026	U	117-81-7	bis(2-Ethylhexyl)phthalat	0.022	0.045
120-83-2	2,4-Dichlorophenol	0.047	U	85-68-7	Butylbenzylphthalate	0.0095	U
105-67-9	2,4-Dimethylphenol	0.030	U	86-74-8	Carbazole	0.0067	U
51-28-5	2,4-Dinitrophenol	0.064	U	218-01-9	Chrysene	0.010	0.056
121-14-2	2,4-Dinitrotoluene	0.013	2.9	84-74-2	Di-n-butylphthalate	0.0071	U
606-20-2	2,6-Dinitrotoluene	0.016	U	117-84-0	Di-n-octylphthalate	0.012	U
91-58-7	2-Chloronaphthalene	0.0040	U	53-70-3	Dibenzo[a,h]anthracene	0.0064	U
95-57-8	2-Chlorophenol	0.064	4.5	132-64-9	Dibenzofuran	0.045	U
91-57-6	2-Methylnaphthalene	0.060	U	84-66-2	Diethylphthalate	0.0083	U
95-48-7	2-Methylphenol	0.13	U	131-11-3	Dimethylphthalate	0.0060	U
88-74-4	2-Nitroaniline	0.045	U	206-44-0	Fluoranthene	0.0058	0.11
88-75-5	2-Nitrophenol	0.043	U	86-73-7	Fluorene	0.0084	U
106-44-5	3&4-Methylphenol	0.13	U	118-74-1	Hexachlorobenzene	0.014	U
91-94-1	3,3'-Dichlorobenzidine	0.062	U	87-68-3	Hexachlorobutadiene	0.0086	U
99-09-2	3-Nitroaniline	0.088	U	77-47-4	Hexachlorocyclopentadiene	0.095	U
534-52-1	4,6-Dinitro-2-methylphenol	0.067	U	67-72-1	Hexachloroethane	0.012	U
101-55-3	4-Bromophenyl-phenylether	0.014	U	193-39-5	Indeno[1,2,3-cd]pyrene	0.0059	U
59-50-7	4-Chloro-3-methylphenol	0.070	5.1	78-59-1	Isophorone	0.19	U
106-47-8	4-Chloroaniline	0.24	U	621-64-7	N-Nitroso-di-n-propylami	0.011	2.5
7005-72-3	4-Chlorophenyl-phenylether	0.0099	U	62-75-9	N-Nitrosodimethylamine	0.39	U
100-01-6	4-Nitroaniline	0.052	U	86-30-6	n-Nitrosodiphenylamine	0.0096	U
100-02-7	4-Nitrophenol	0.050	5.5	91-20-3	Naphthalene	0.0034	U
83-32-9	Acenaphthene	0.0058	2.8	98-95-3	Nitrobenzene	0.0099	U
208-96-8	Acenaphthylene	0.0053	U	87-86-5	Pentachlorophenol	0.034	5.0
120-12-7	Anthracene	0.0069	U	85-01-8	Phenanthrene	0.0078	0.086
92-87-5	Benzidine	0.36	U	108-95-2	Phenol	0.058	4.7
56-55-3	Benzo[a]anthracene	0.0049	0.056	129-00-0	Pyrene	0.0080	3.3
50-32-8	Benzo[a]pyrene	0.0058	0.054				

Worksheet #: 18415

Total Target Concentration 41.666

U - Indicates the compound was analyzed but not detected.
 B - Indicates the analyte was found in the blank as well as in the sample.
 E - Indicates the analyte concentration exceeds the calibration range of the instrument.

R - Retention Time Out
 J - Indicates an estimated value when a compound is detected at less than the specified detection limit.

Data File : G:\GcMsData\2005\Gcms_5\Data\08-10-05\5M09930.D Vial: 20
 Acq On : 10 Aug 2005 13:50 Operator: AHD
 Sample : AC18916-009 (MS:AC18916-008) Inst : GCMS
 Misc : S,BNA Multiplr: 1.00
 MS Integration Params: RTEINT.P
 Quant Time: Aug 18 12:59 2005 Quant Results File: 5M_0722.RES

Quant Method : G:\GCMSDATA\2005\GCMS_5\METHODS\5M_0722.M (RTE Integrator)
 Title : @GCMS_5,mg,625,8270
 Last Update : Fri Jul 22 11:58:10 2005
 Response via : Initial Calibration
 DataAcq Meth : 5M_RUN5

Internal Standards	R.T.	QIon	Response	Conc	Units	Dev (Min)
1) 1,4-Dichlorobenzene-d4	5.08	152	29942	40.00	ng	-0.17
20) Naphthalene-d8	6.12	136	112949	40.00	ng	-0.16
36) Acenaphthene-d10	7.45	164	60895	40.00	ng	-0.19
61) Phenanthrene-d10	8.81	188	100362	40.00	ng	-0.22
77) Chrysene-d12	11.78	240	72963	40.00	ng	-0.26
88) Perylene-d12	13.37	264	61229	40.00	ng	-0.25

System Monitoring Compounds

4) 2-Fluorophenol	3.75	112	143294	142.09	ng	-0.21	
Spiked Amount	200.000		Recovery	=	71.05%		
8) Phenol-d5	4.79	99	185224	125.61	ng	-0.16	
Spiked Amount	200.000		Recovery	=	62.81%		
21) Nitrobenzene-d5	5.55	128	33841	68.43	ng	-0.17	
Spiked Amount	100.000		Recovery	=	68.43%		
41) 2-Fluorobiphenyl	6.93	172	137588	72.28	ng	-0.16	
Spiked Amount	100.000		Recovery	=	72.28%		
64) 2,4,6-Tribromophenol	8.14	330	33090	154.06	ng	-0.21	
Spiked Amount	200.000		Recovery	=	77.03%		
80) Terphenyl-d14	10.58	244	141714	82.21	ng	-0.23	
Spiked Amount	100.000		Recovery	=	82.21%		

Target Compounds

Target Compounds	R.T.	QIon	Response	Conc	Units	Qvalue
9) Phenol	4.80	94	208808	133.60	ng	97
10) 2-Chlorophenol	4.89	128	151613	127.80	ng	99
12) 1,4-Dichlorobenzene	5.09	146	78079	69.51	ng	100
18) N-Nitroso-di-n-propylamine	5.44	70	60155	70.45	ng	98
29) 1,2,4-Trichlorobenzene	6.07	180	66680	72.03	ng	96
33) 4-Chloro-3-methylphenol	6.55	107	144609	145.03	ng	99
50) Acenaphthene	7.48	153	136013	80.87	ng	98
54) 2,4-Dinitrotoluene	7.62	165	52854	83.61	ng	88
55) 4-Nitrophenol	7.56	65	62221	156.45	ng	94
69) Pentachlorophenol	8.62	266	45364	142.44	ng	94
70) Phenanthrene	8.83	178	7083	2.45	ng	97
76) Fluoranthene	10.11	202	9927	3.15	ng	95
78) Pyrene	10.37	202	277174	94.85	ng	99
85) Benzo[a]anthracene	11.77	228	4255	1.59	ng	96
86) Chrysene	11.81	228	3950	1.61	ng	95
87) bis(2-Ethylhexyl)phthalate	11.91	149	2265	1.27	ng	64
90) Benzo[b]fluoranthene	12.97	252	4030m	1.67	ng	
92) Benzo[a]pyrene	13.30	252	3491	1.53	ng	98

(#) = qualifier out of range (m) = manual integration

12/18


Quantitation Report

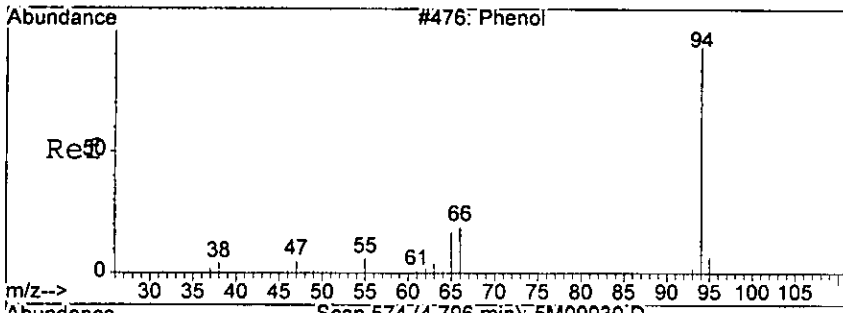
Data File : G:\GcMsData\2005\Gcms_5\Data\08-10-05\5M09930.D Vial: 20
 Acq On : 10 Aug 2005 13:50 Operator: AHD
 Sample : AC18916-009 (MS:AC18916-008) Inst : GCMS_5
 Misc : S,BNA Multiplr: 1.00
 MS Integration Params: RTEINT.P
 Quant Time: Aug 18 12:59 2005

0657
 2596

Quant Results File: 5M_0722.RES

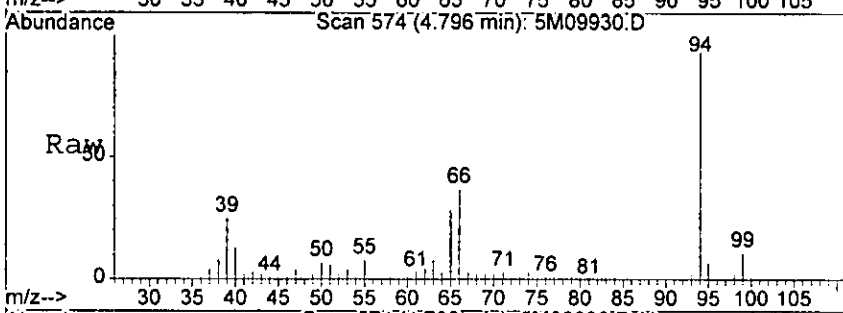
Method : G:\GCMSDATA\2005\GCMS_5\METHODS\5M_0722.M (RTE Integrator)
 Title : @GCMS_5,mg,625,8270
 Last Update : Fri Jul 22 11:19:45 2005
 Response via : Initial Calibration





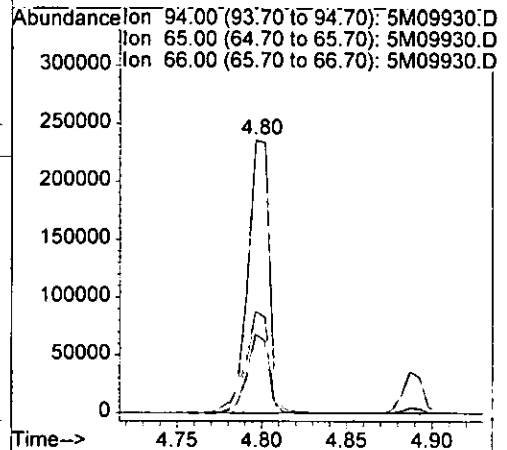
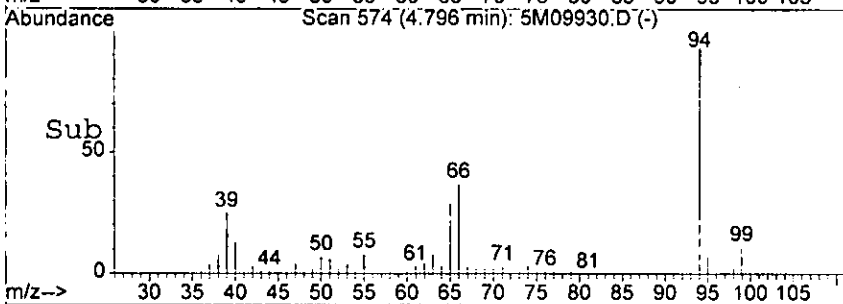
#9
 Phenol
 Concen: 133.60 ng
 RT: 4.80 min Scan# 574
 Delta R.T. -0.17 min
 Lab File: 5M09930.D
 Acq: 10 Aug 2005 13:50

05000

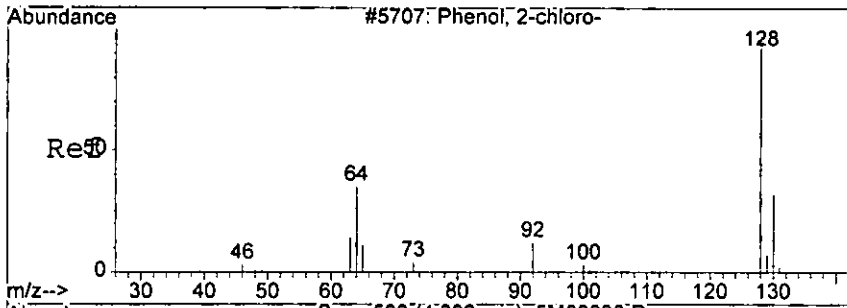


Tgt Ion: 94 Resp: 208808

Ion	Ratio	Lower	Upper
94	100		
65	28.8	0.0	99.5
66	37.0	0.0	147.5

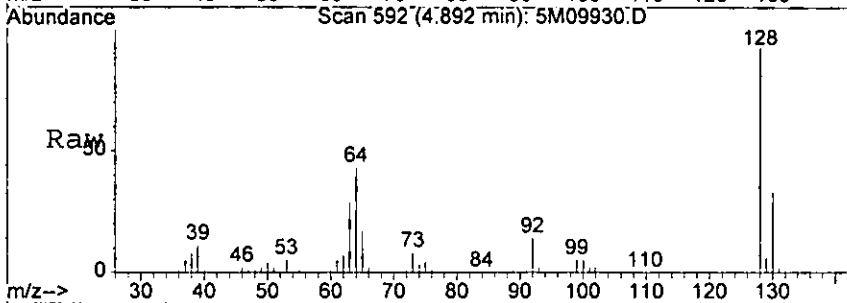


Handwritten signature

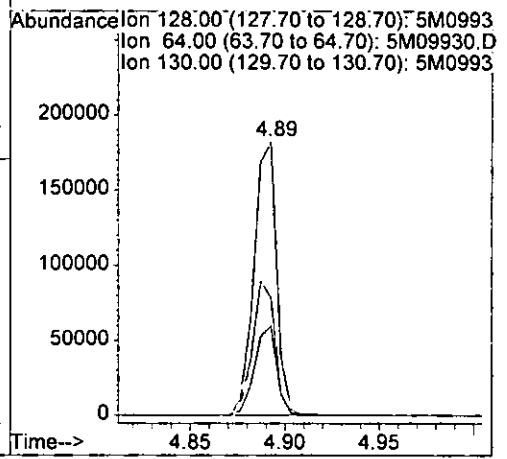
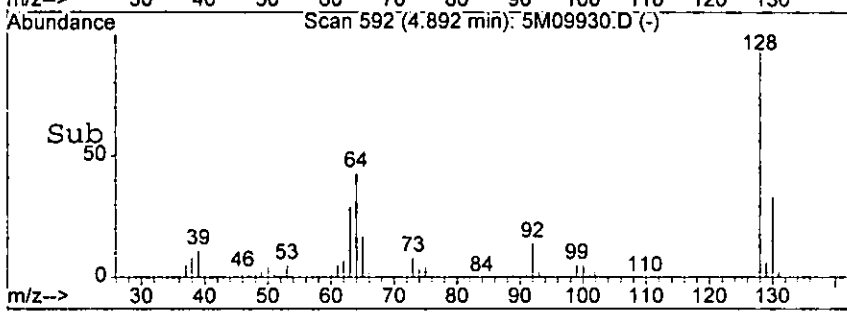


#10
 2-Chlorophenol
 Concen: 127.80 ng
 RT: 4.89 min Scan# 592
 Delta R.T. -0.18 min
 Lab File: 5M09930.D
 Acq: 10 Aug 2005 13:50

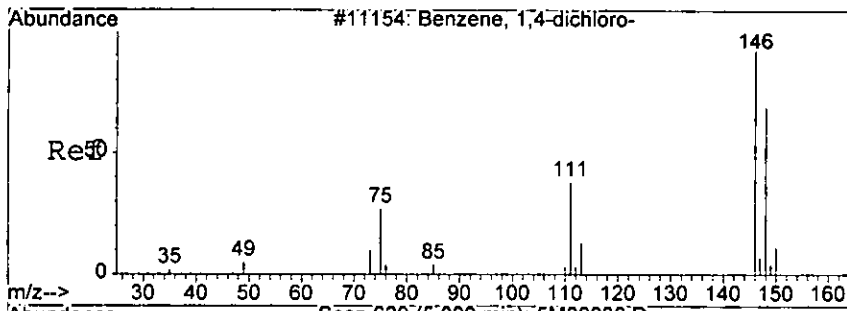
59930



Tgt Ion	Resp	Lower	Upper
128	151613	100	
64	43.2	2.8	82.8
130	32.9	8.4	56.4

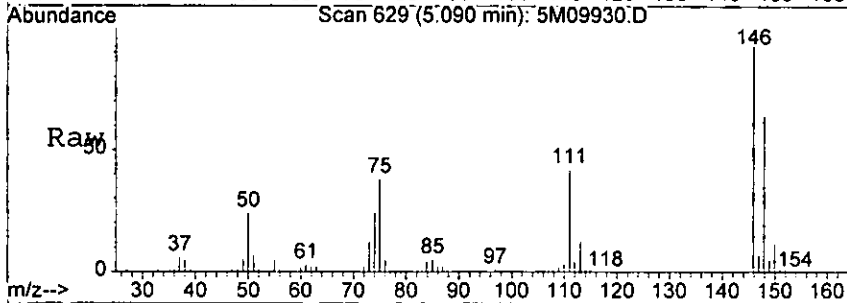


LS18



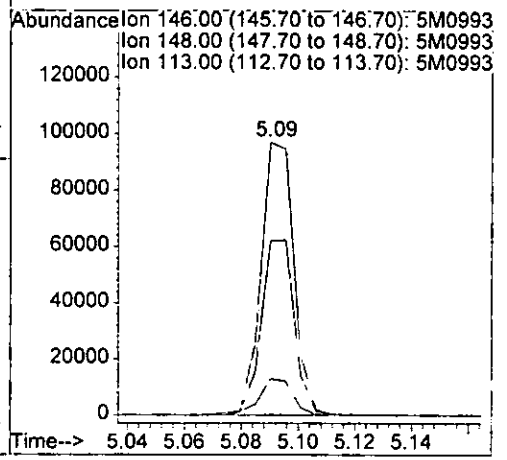
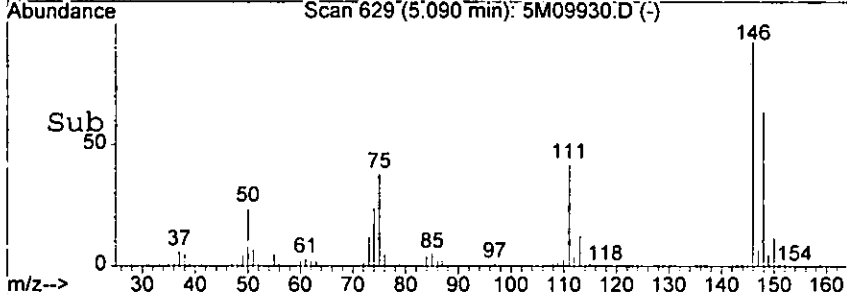
#12
 1,4-Dichlorobenzene
 Concen: 69.51 ng
 RT: 5.09 min Scan# 629
 Delta R.T. -0.18 min
 Lab File: 5M09930.D
 Acq: 10 Aug 2005 13:50

0679

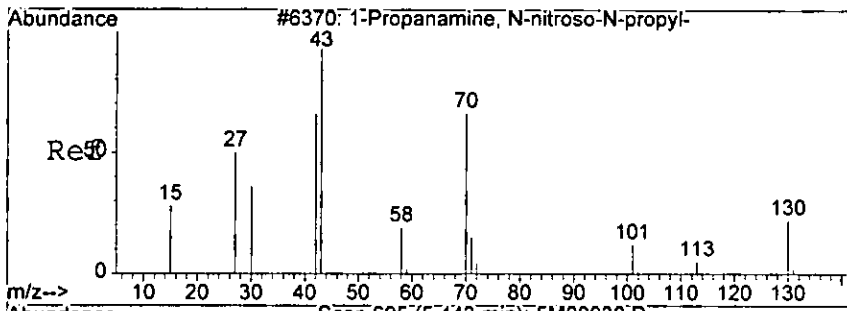


Tgt Ion: 146 Resp: 78079

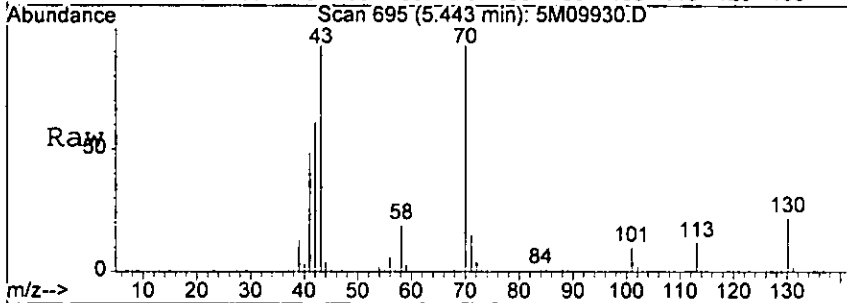
Ion	Ratio	Lower	Upper
146	100		
148	63.8	23.9	103.9
113	13.3	0.0	53.1



12/18

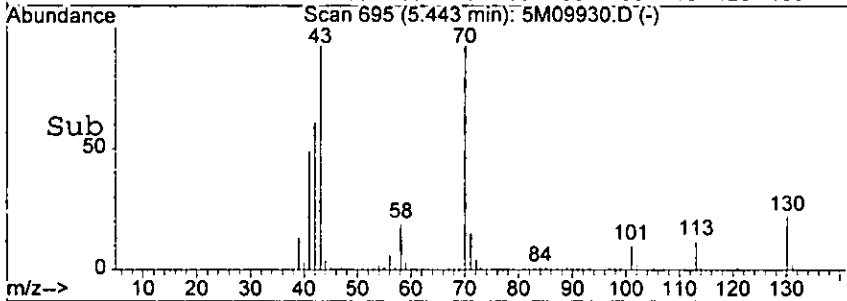


#18
 N-Nitroso-di-n-propylamine
 Concen: 70.45 ng
 RT: 5.44 min Scan# 695
 Delta R.T. -0.17 min
 Lab File: 5M09930.D
 Acq: 10 Aug 2005 13:50

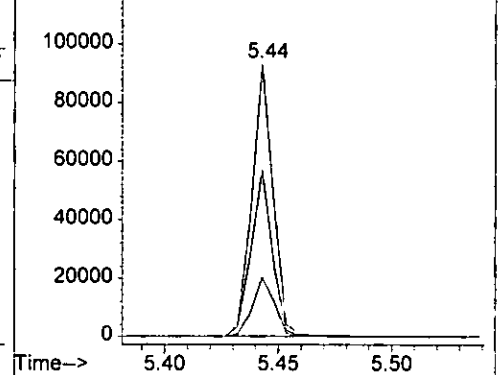


Tgt Ion: 70 Resp: 60155

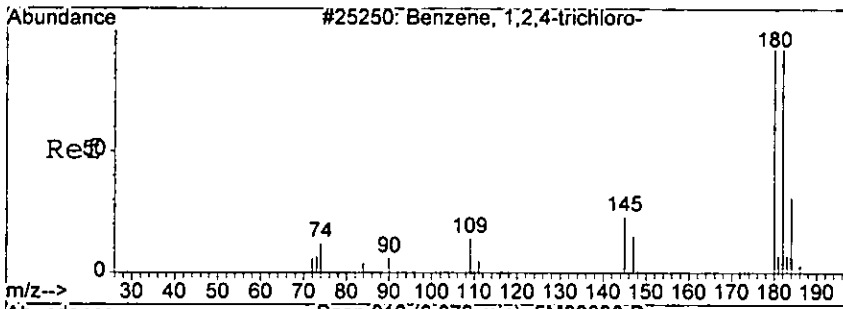
Ion	Ratio	Lower	Upper
70	100		
42	61.3	19.2	99.2
130	21.7	3.2	39.2



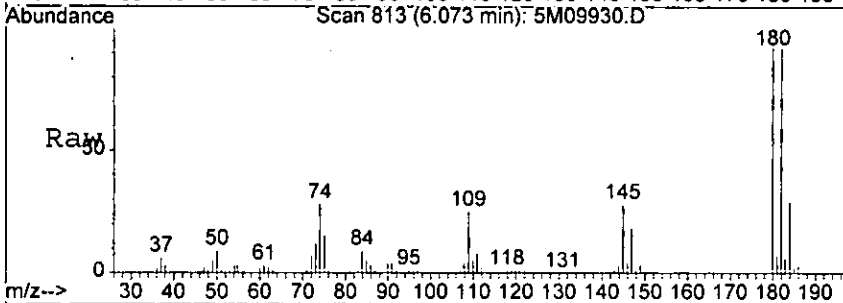
Abundance Ion 70.00 (69.70 to 70.70): 5M09930.D
 Ion 42.00 (41.70 to 42.70): 5M09930.D
 Ion 130.00 (129.70 to 130.70): 5M0993



1818r

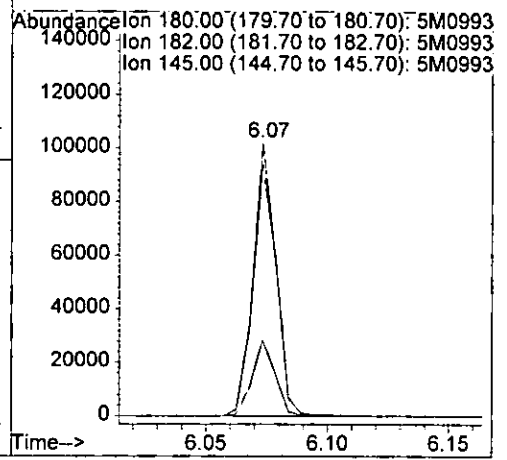
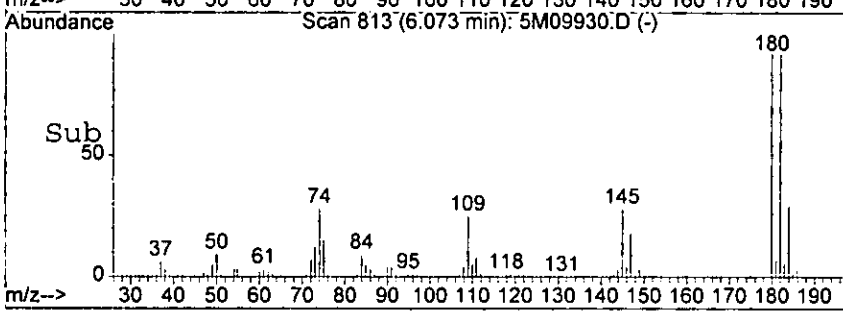


#29
 1,2,4-Trichlorobenzene
 Concn: 72.03 ng
 RT: 6.07 min Scan# 813
 Delta R.T. -0.16 min
 Lab File: 5M09930.D
 Acq: 10 Aug 2005 13:50

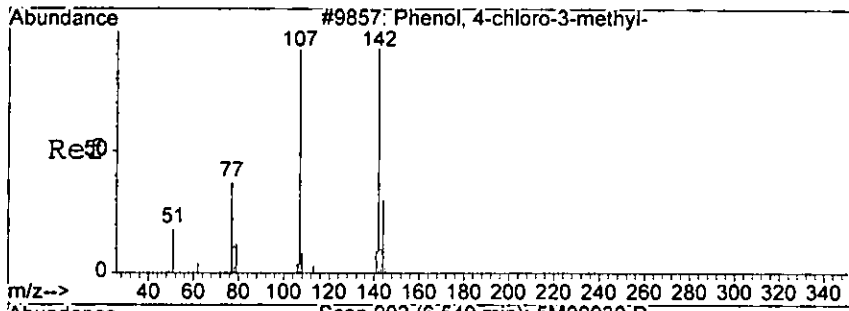


Tgt Ion: 180 Resp: 66680

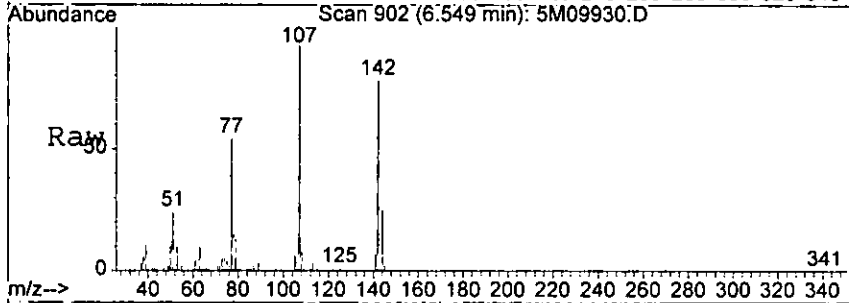
Ion	Ratio	Lower	Upper
180	100		
182	92.4	57.5	137.5
145	27.9	8.7	48.7



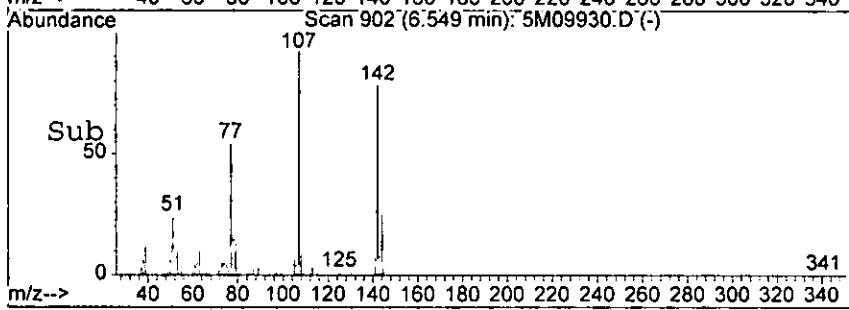
Handwritten signature/initials



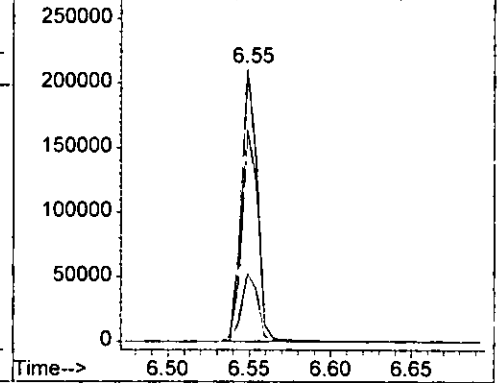
#33
 4-Chloro-3-methylphenol
 Concen: 145.03 ng
 RT: 6.55 min Scan# 902
 Delta R.T. -0.16 min
 Lab File: 5M09930.D
 Acq: 10 Aug 2005 13:50



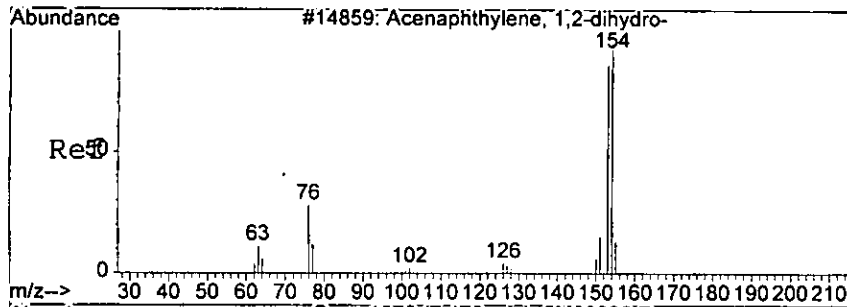
Tgt Ion	Resp	Lower	Upper
107	144609		
107	100		
144	24.9	0.0	63.1
142	77.7	37.4	117.4



Abundance Ion 107.00 (106.70 to 107.70): 5M0993
 Ion 144.00 (143.70 to 144.70): 5M0993
 Ion 142.00 (141.70 to 142.70): 5M0993

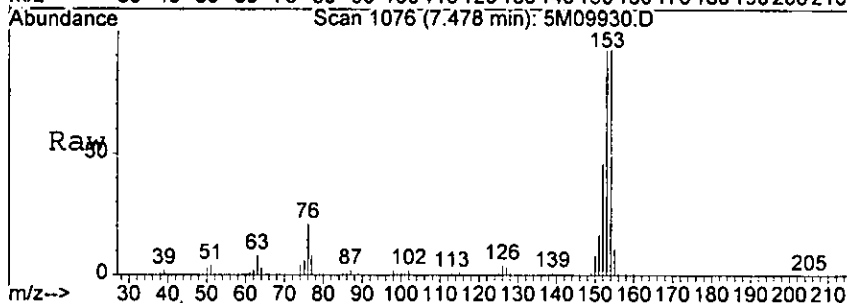


1818



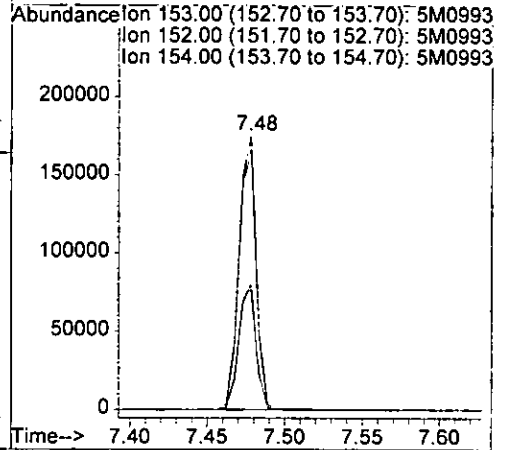
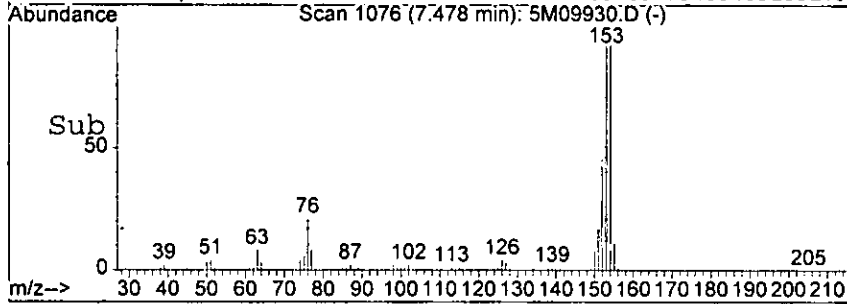
#50
 Acenaphthene
 Concen: 80.87 ng
 RT: 7.48 min Scan# 1076
 Delta R.T. -0.19 min
 Lab File: 5M09930.D
 Acq: 10 Aug 2005 13:50

0574

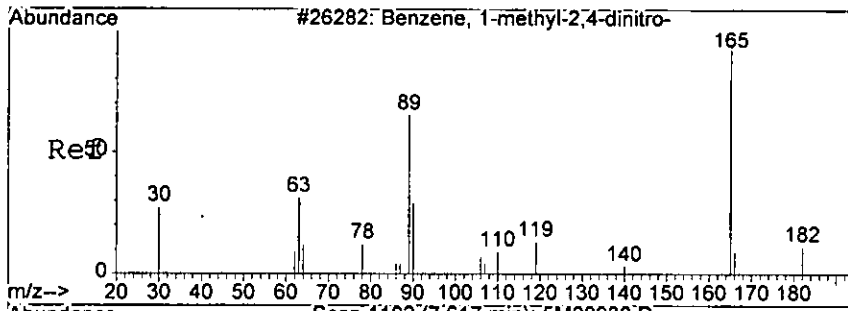


Tgt Ion: 153 Resp: 136013

Ion	Ratio	Lower	Upper
153	100		
152	45.8	5.1	85.1
154	95.4	57.6	137.6

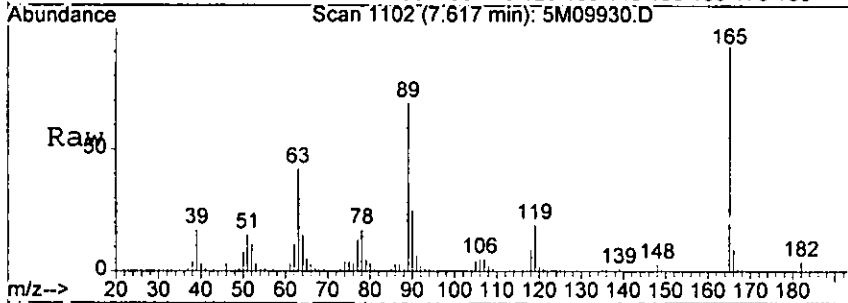


12/18



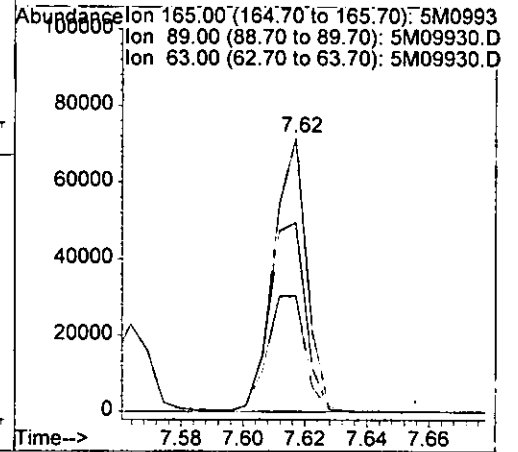
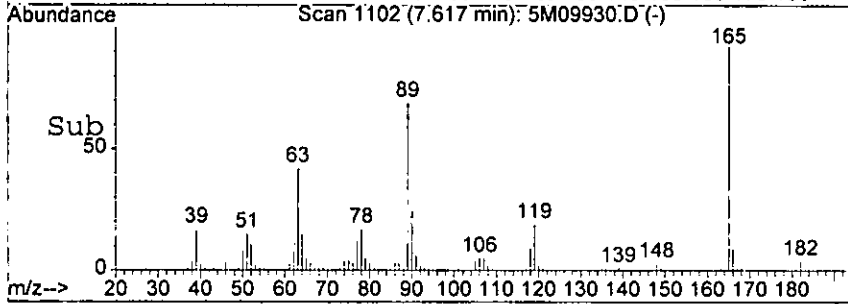
#54
 2,4-Dinitrotoluene
 Concn: 83.61 ng
 RT: 7.62 min Scan# 1102
 Delta R.T. -0.19 min
 Lab File: 5M09930.D
 Acq: 10 Aug 2005 13:50

027

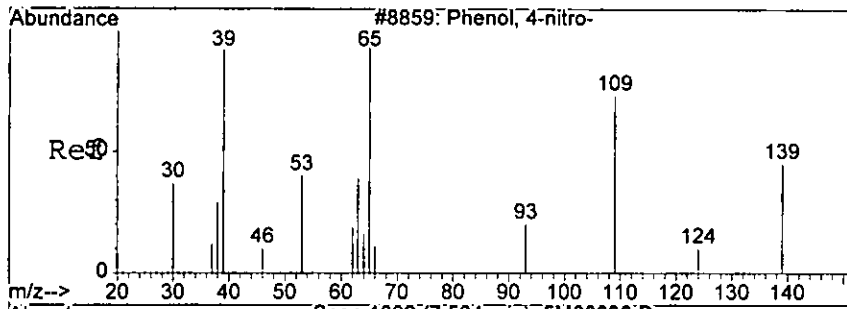


Tgt Ion: 165 Resp: 52854

Ion	Ratio	Lower	Upper
165	100		
89	69.3	40.1	120.1
63	42.5	11.2	89.2

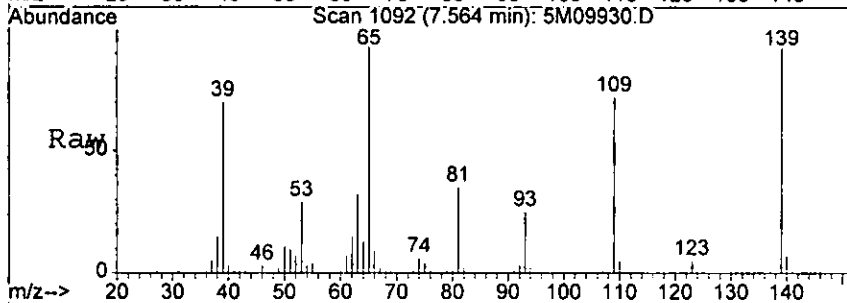


Handwritten signature

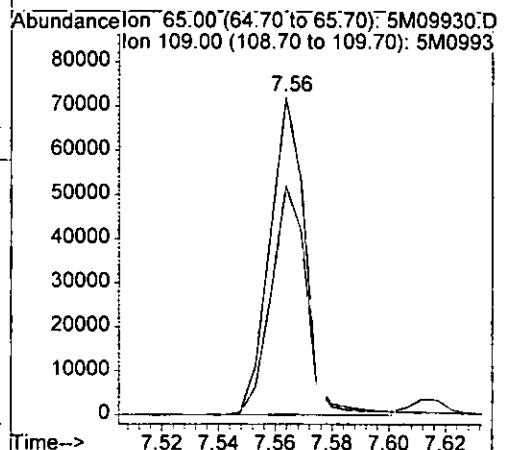
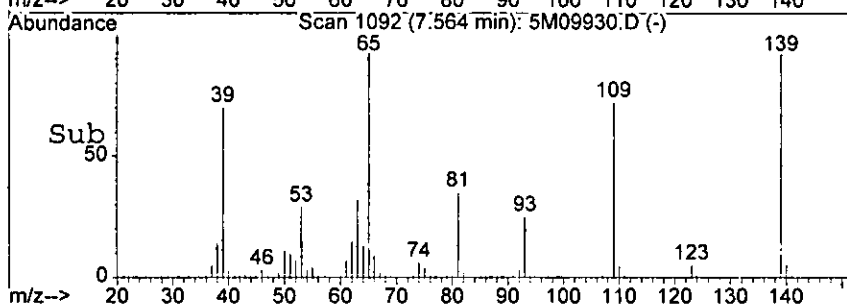


#55
 4-Nitrophenol
 Concn: 156.45 ng
 RT: 7.56 min Scan# 1092
 Delta R.T. -0.18 min
 Lab File: 5M09930.D
 Acq: 10 Aug 2005 13:50

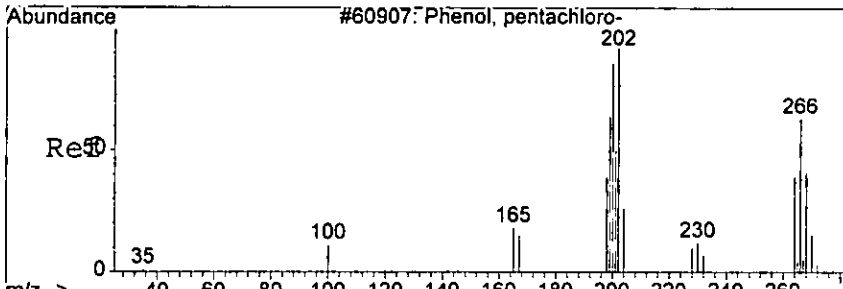
0578



Tgt Ion: 65 Resp: 62221
 Ion Ratio Lower Upper
 65 100
 109 72.2 0.0 207.5



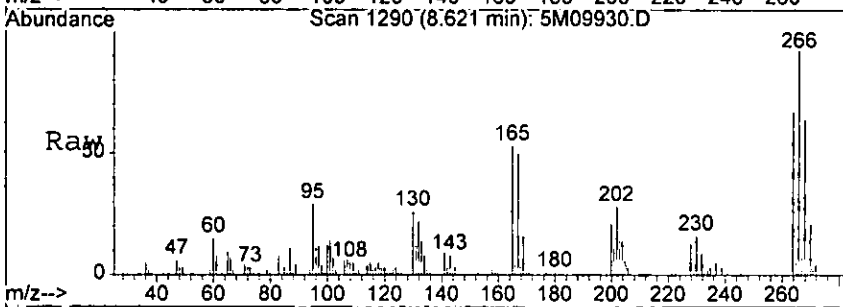
1918



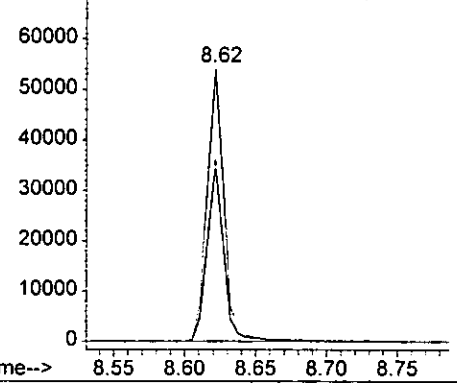
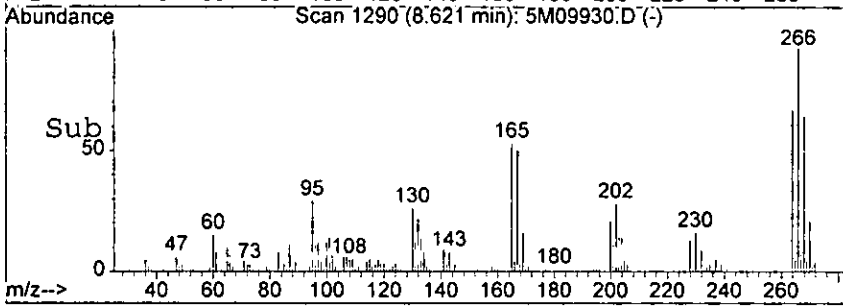
#69
 Pentachlorophenol
 Concen: 142.44 ng
 RT: 8.62 min Scan# 1290
 Delta R.T. -0.21 min
 Lab File: 5M09930.D
 Acq: 10 Aug 2005 13:50

05750

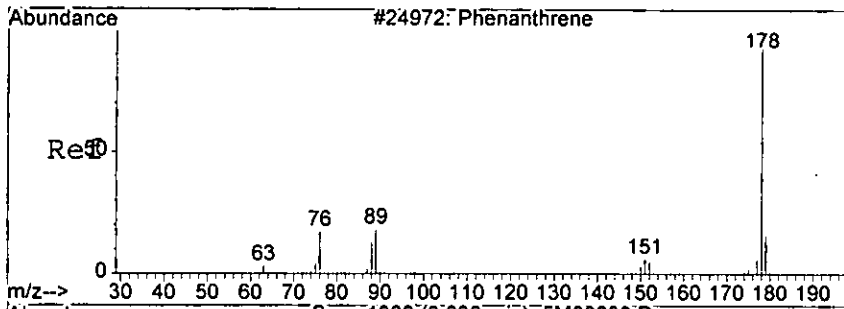
Tgt Ion:	266	Resp:	45364
Ion Ratio		Lower	Upper
266	100		
264	66.9	34.5	114.5
268	63.6	25.0	105.0



Abundance Ion 266.00 (265.70 to 266.70): 5M0993
 Ion 264.00 (263.70 to 264.70): 5M0993
 Ion 268.00 (267.70 to 268.70): 5M0993



1818

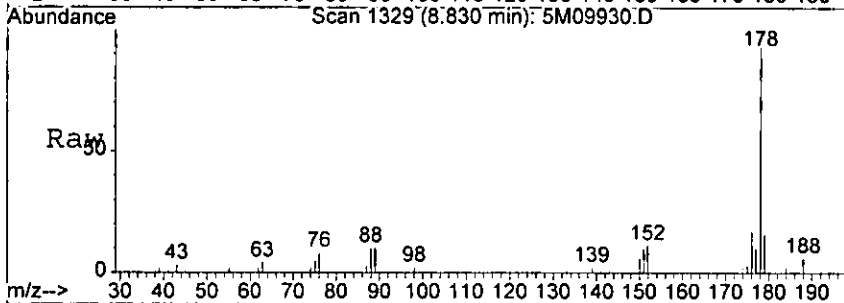


#70
 Phenanthrene
 Concen: 2.45 ng
 RT: 8.83 min Scan# 1329
 Delta R.T. -0.22 min
 Lab File: 5M09930.D
 Acq: 10 Aug 2005 13:50

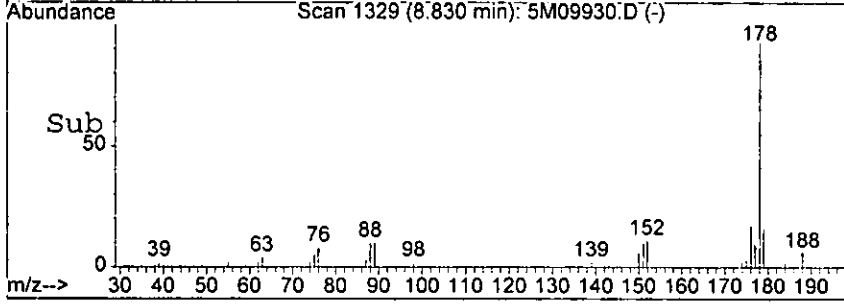
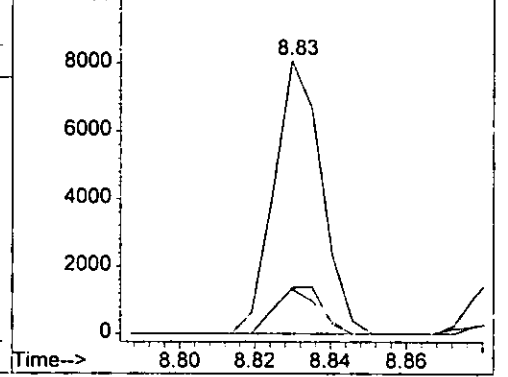
0678

Tgt Ion: 178 Resp: 7083

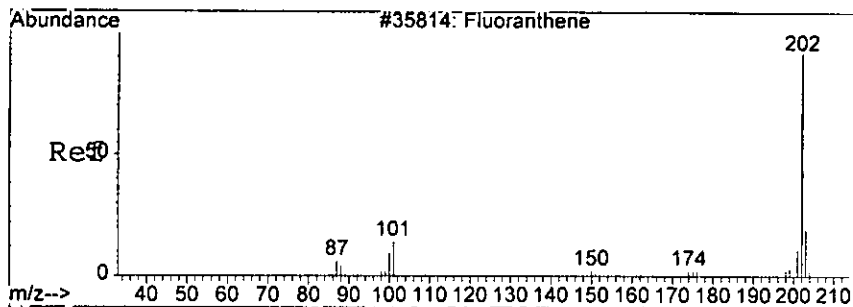
Ion	Ratio	Lower	Upper
178	100		
179	16.4	0.0	54.9
176	17.0	0.0	57.7



Abundance Ion 178.00 (177.70 to 178.70): 5M0993
 Ion 179.00 (178.70 to 179.70): 5M0993
 Ion 176.00 (175.70 to 176.70): 5M0993



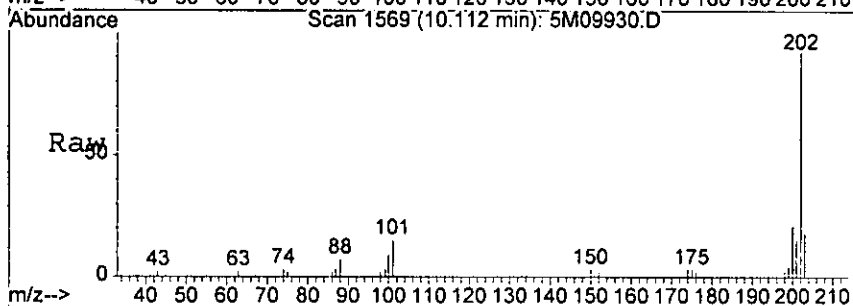
2918



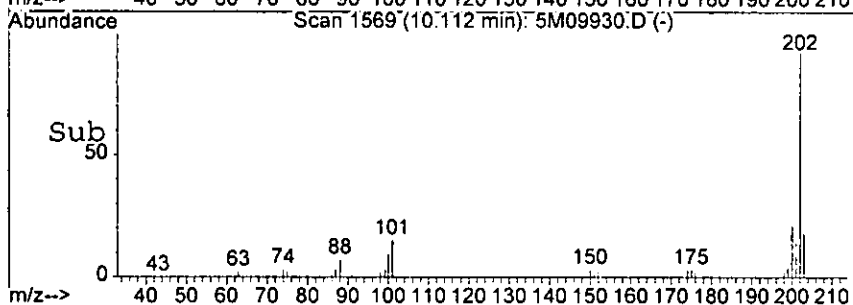
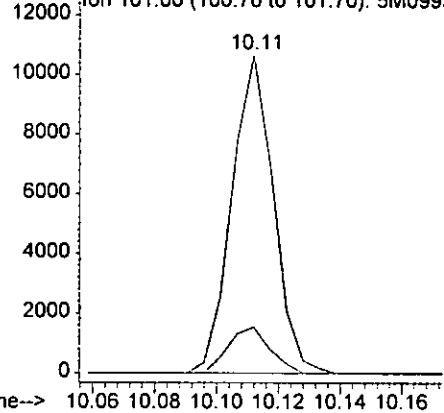
#76
 Fluoranthene
 Concen: 3.15 ng
 RT: 10.11 min Scan# 1569
 Delta R.T. -0.24 min
 Lab File: 5M09930.D
 Acq: 10 Aug 2005 13:50

057

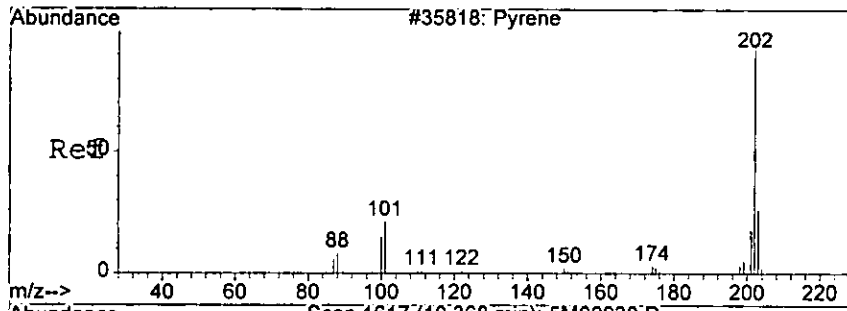
Tgt Ion	Ratio	Lower	Upper
202	100		
101	14.5	0.0	52.5



Abundance Ion 202.00 (201.70 to 202.70): 5M0993
 Ion 101.00 (100.70 to 101.70): 5M0993

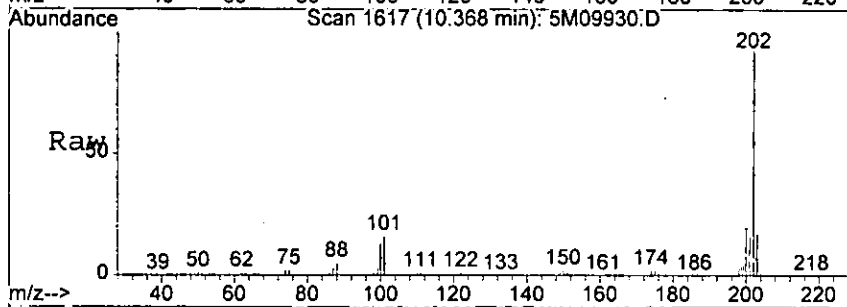


1018



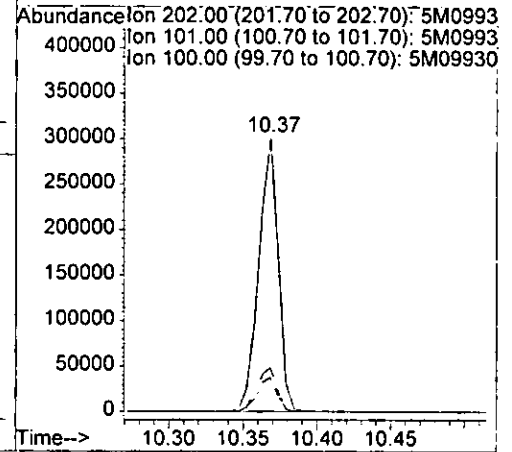
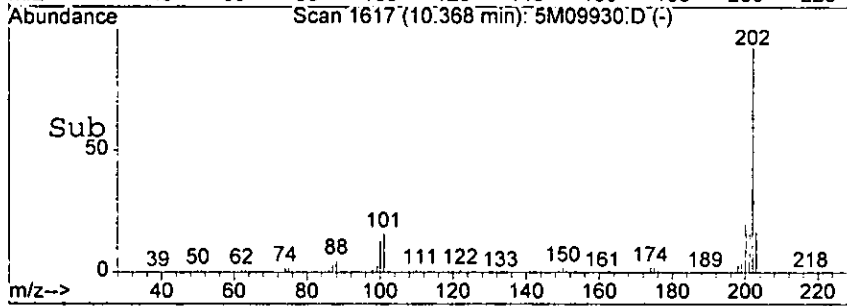
#78
 Pyrene
 Concen: 94.85 ng
 RT: 10.37 min Scan# 1617
 Delta R.T. -0.24 min
 Lab File: 5M09930.D
 Acq: 10 Aug 2005 13:50

058A

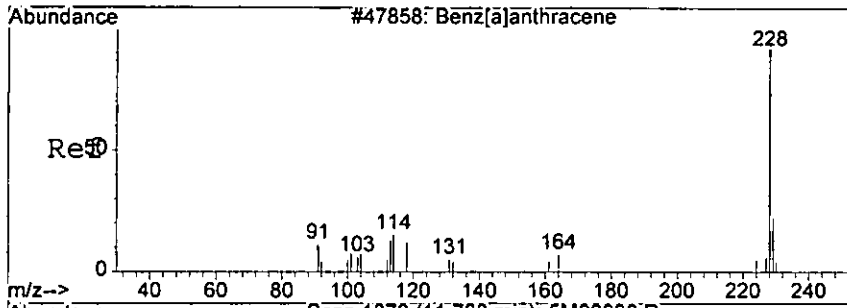


Tgt Ion: 202 Resp: 277174

Ion	Ratio	Lower	Upper
202	100		
101	16.1	0.0	55.5
100	12.5	0.0	52.1



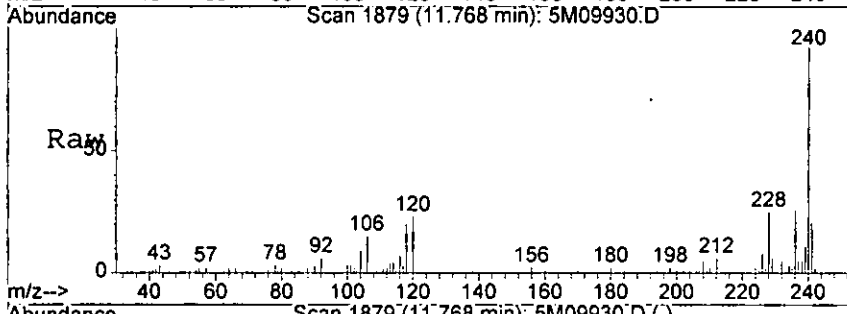
10.37



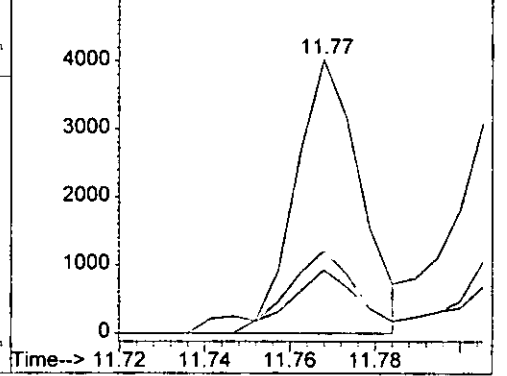
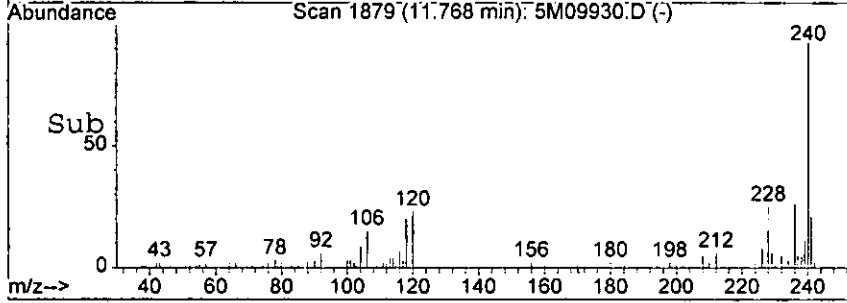
#85
 Benzo[a]anthracene
 Concen: 1.59 ng
 RT: 11.77 min Scan# 1879
 Delta R.T. -0.25 min
 Lab File: 5M09930.D
 Acq: 10 Aug 2005 13:50

350

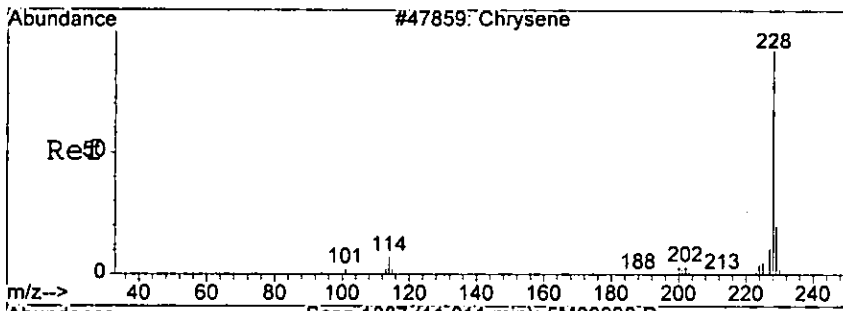
Tgt Ion	Resp	Lower	Upper
228	4255	100	
229	18.5	0.0	58.7
226	30.1	0.0	66.4



Abundance Ion 228.00 (227.70 to 228.70): 5M0993
 Ion 229.00 (228.70 to 229.70): 5M0993
 Ion 226.00 (225.70 to 226.70): 5M0993



Later

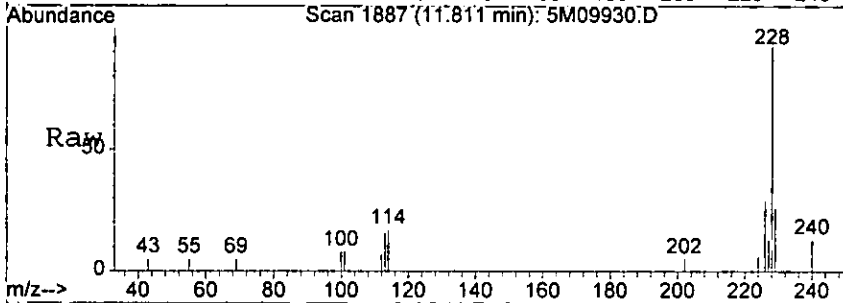


#86
 Chrysene
 Concen: 1.61 ng
 RT: 11.81 min Scan# 1887
 Delta R.T. -0.26 min
 Lab File: 5M09930.D
 Acq: 10 Aug 2005 13:50

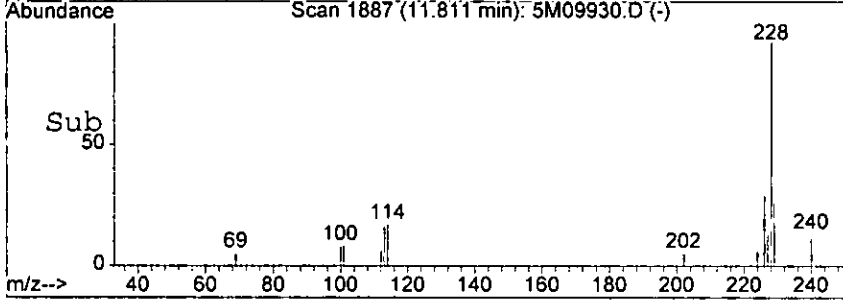
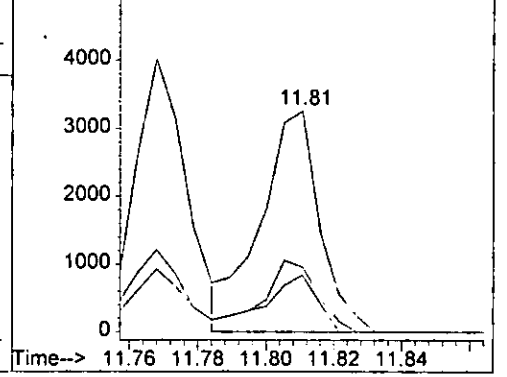
BE82

Tgt Ion: 228 Resp: 3950

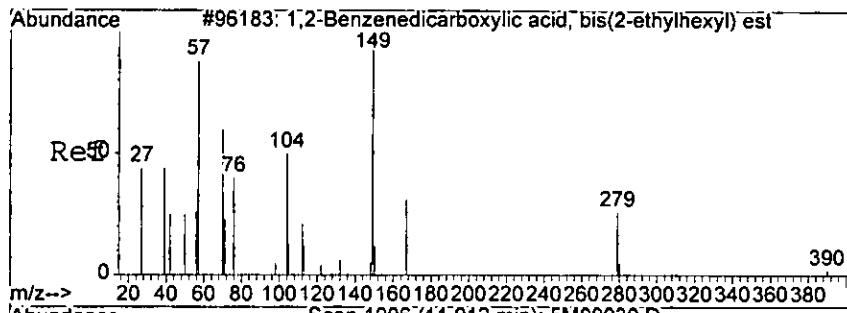
Ion	Ratio	Lower	Upper
228	100		
226	29.5	9.1	49.1
229	25.7	0.0	60.1



Abundance Ion 228.00 (227.70 to 228.70): 5M0993
 Ion 226.00 (225.70 to 226.70): 5M0993
 Ion 229.00 (228.70 to 229.70): 5M0993

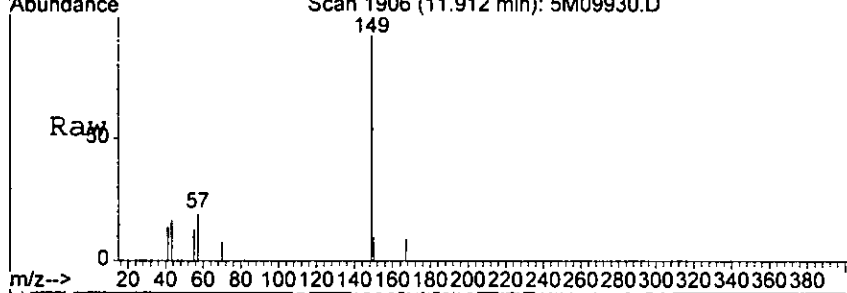


1818

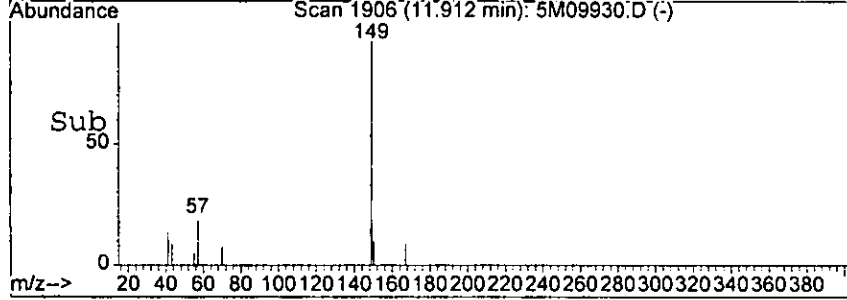
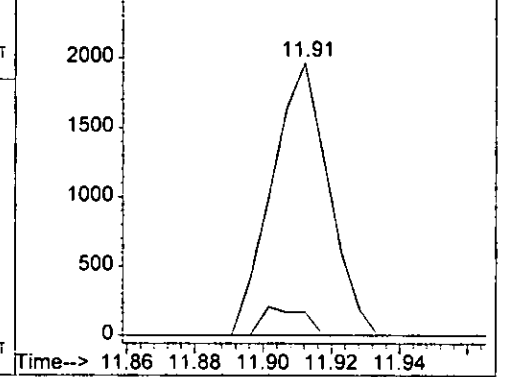


#87
 bis(2-Ethylhexyl)phthalate
 Concn: 1.27 ng
 RT: 11.91 min Scan# 1906
 Delta R.T. -0.22 min
 Lab File: 5M09930.D
 Acq: 10 Aug 2005 13:50

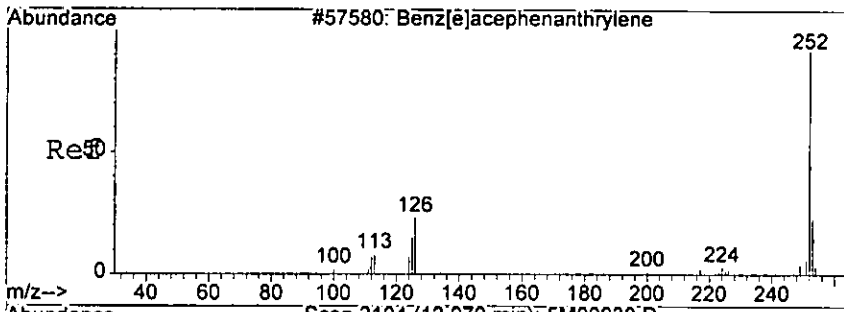
Tgt Ion	Resp	Lower	Upper
149	100		
167	8.8	2.4	58.4
279	0.0	0.0	44.1



Abundance Ion 149.00 (148.70 to 149.70): 5M0993
 Ion 167.00 (166.70 to 167.70): 5M0993
 Ion 279.00 (278.70 to 279.70): 5M0993



h818r

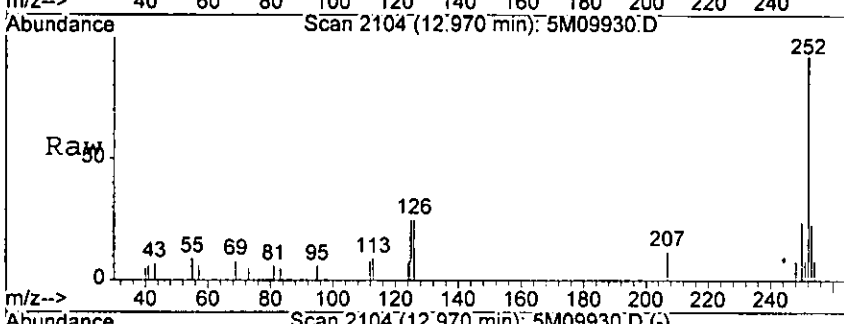


#90
 Benzo[b]fluoranthene
 Concen: 1.67 ng m
 RT: 12.97 min Scan# 2104
 Delta R.T. -0.26 min
 Lab File: 5M09930.D
 Acq: 10 Aug 2005 13:50

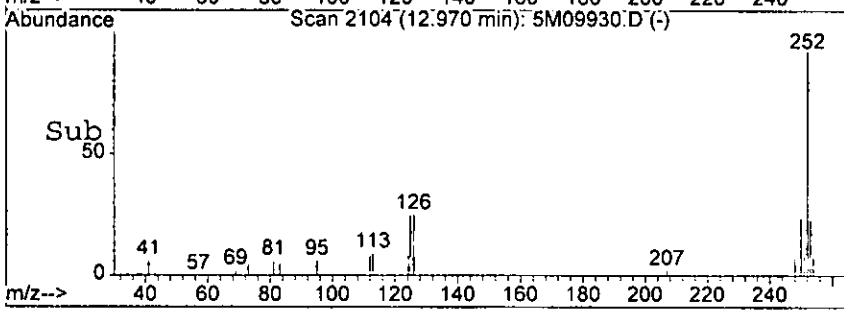
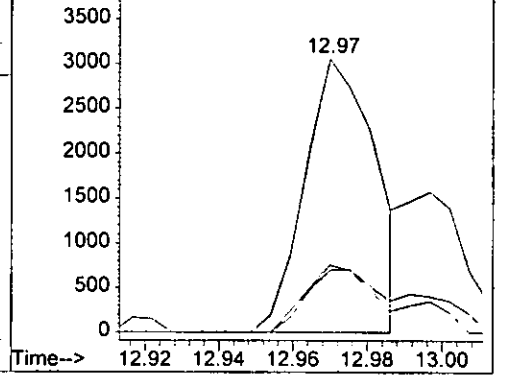
0684
 7880

Tgt Ion: 252 Resp: 4030

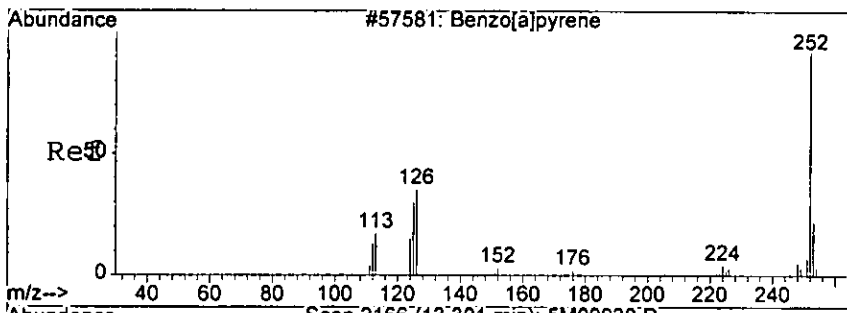
Ion	Ratio	Lower	Upper
252	100		
253	22.9	0.0	61.6
125	24.8	0.0	54.8



Abundance
 Ion 252.00 (251.70 to 252.70): 5M0993
 Ion 253.00 (252.70 to 253.70): 5M0993
 Ion 125.00 (124.70 to 125.70): 5M0993



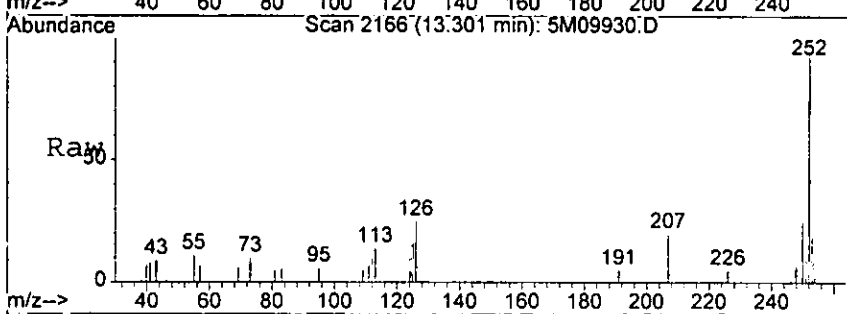
Handwritten signature



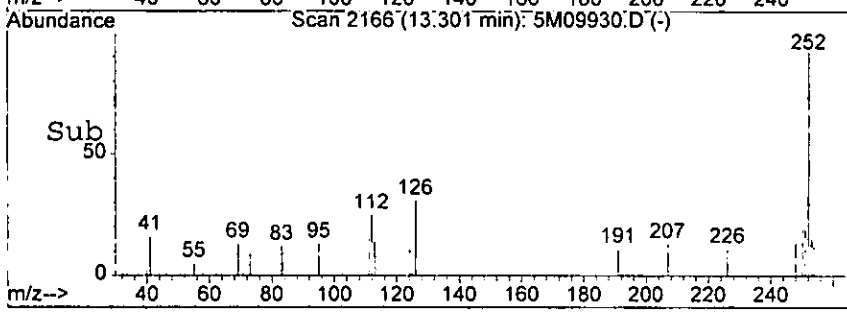
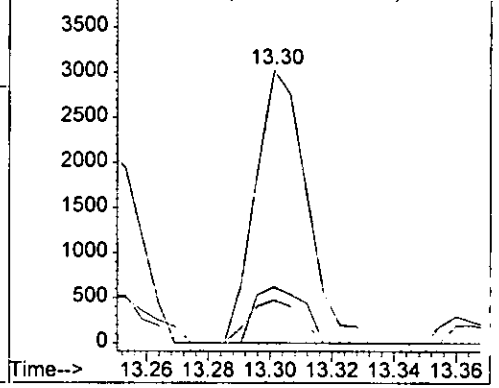
#92
 Benzo[a]pyrene
 Concen: 1.53 ng
 RT: 13.30 min Scan# 2166
 Delta R.T. -0.27 min
 Lab File: 5M09930.D
 Acq: 10 Aug 2005 13:50

5M09930

Tgt Ion	Ratio	Lower	Upper
252	100		
253	20.4	0.0	61.5
125	15.6	0.0	56.0



Abundance Ion 252.00 (251.70 to 252.70): 5M0993
 Ion 253.00 (252.70 to 253.70): 5M0993
 Ion 125.00 (124.70 to 125.70): 5M0993



Handwritten signature

Form1

ORGANICS SEMIVOLATILE REPORT

9830

Sample Number: AC18916-010(MSD:AC) Matrix: Soil
 Client Id: PCSB-48 (0.5)MSD Initial Vol: 30g
 Data File: 5M09931.D Final Vol: 1ml
 Analysis Date: 08/10/05 14:12 Dilution: 1
 Date Rec/Extracted: 08/04/05-08/09/05 Solids: 97

Units: mg/Kg

Cas #	Compound	RL	Conc	Cas #	Compound	RL	Conc
120-82-1	1,2,4-Trichlorobenzene	0.0060	2.7	205-99-2	Benzo[b]fluoranthene	0.0095	0.21
95-50-1	1,2-Dichlorobenzene	0.014	U	191-24-2	Benzo[g,h,i]perylene	0.0049	0.15
122-66-7	1,2-Diphenylhydrazine	0.011	U	207-08-9	Benzo[k]fluoranthene	0.012	0.064
541-73-1	1,3-Dichlorobenzene	0.0098	U	111-91-1	bis(2-Chloroethoxy)methan	0.0080	U
106-46-7	1,4-Dichlorobenzene	0.0060	2.6	111-44-4	bis(2-Chloroethyl)ether	0.015	U
95-95-4	2,4,5-Trichlorophenol	0.053	U	108-60-1	bis(2-chloroisopropyl)ether	0.0071	U
88-06-2	2,4,6-Trichlorophenol	0.026	U	117-81-7	bis(2-Ethylhexyl)phthalate	0.022	U
120-83-2	2,4-Dichlorophenol	0.046	U	85-68-7	Butylbenzylphthalate	0.0093	U
105-67-9	2,4-Dimethylphenol	0.029	U	86-74-8	Carbazole	0.0066	U
51-28-5	2,4-Dinitrophenol	0.063	U	218-01-9	Chrysene	0.0098	0.17
121-14-2	2,4-Dinitrotoluene	0.012	2.6	84-74-2	Di-n-butylphthalate	0.0070	0.038
606-20-2	2,6-Dinitrotoluene	0.015	U	117-84-0	Di-n-octylphthalate	0.012	U
91-58-7	2-Chloronaphthalene	0.0039	U	53-70-3	Dibenzo[a,h]anthracene	0.0063	0.036
95-57-8	2-Chlorophenol	0.063	4.4	132-64-9	Dibenzofuran	0.044	U
91-57-6	2-Methylnaphthalene	0.059	0.14	84-66-2	Diethylphthalate	0.0081	U
95-48-7	2-Methylphenol	0.13	U	131-11-3	Dimethylphthalate	0.0059	U
88-74-4	2-Nitroaniline	0.045	U	206-44-0	Fluoranthene	0.0057	0.26
88-75-5	2-Nitrophenol	0.042	U	86-73-7	Fluorene	0.0082	U
106-44-5	3&4-Methylphenol	0.13	U	118-74-1	Hexachlorobenzene	0.014	U
91-94-1	3,3'-Dichlorobenzidine	0.060	U	87-68-3	Hexachlorobutadiene	0.0084	U
99-09-2	3-Nitroaniline	0.087	U	77-47-4	Hexachlorocyclopentadiene	0.093	U
534-52-1	4,6-Dinitro-2-methylphenol	0.065	U	67-72-1	Hexachloroethane	0.012	U
101-55-3	4-Bromophenyl-phenylether	0.014	U	193-39-5	Indeno[1,2,3-cd]pyrene	0.0058	0.12
59-50-7	4-Chloro-3-methylphenol	0.069	4.5	78-59-1	Isophorone	0.18	U
106-47-8	4-Chloroaniline	0.23	U	621-64-7	N-Nitroso-di-n-propylami	0.011	2.4
7005-72-3	4-Chlorophenyl-phenylether	0.0097	U	62-75-9	N-Nitrosodimethylamine	0.38	U
100-01-6	4-Nitroaniline	0.051	U	86-30-6	n-Nitrosodiphenylamine	0.0094	U
100-02-7	4-Nitrophenol	0.049	4.8	91-20-3	Naphthalene	0.0033	0.053
83-32-9	Acenaphthene	0.0057	2.6	98-95-3	Nitrobenzene	0.0097	U
208-96-8	Acenaphthylene	0.0052	U	87-86-5	Pentachlorophenol	0.033	5.3
120-12-7	Anthracene	0.0068	0.037	85-01-8	Phenanthrene	0.0076	0.17
92-87-5	Benzidine	0.36	U	108-95-2	Phenol	0.057	4.6
56-55-3	Benzo[a]anthracene	0.0048	0.15	129-00-0	Pyrene	0.0079	3.1
50-32-8	Benzo[a]pyrene	0.0057	0.16				

Worksheet #: 18415

Total Target Concentration 41.358

U - Indicates the compound was analyzed but not detected.
 B - Indicates the analyte was found in the blank as well as in the sample.
 E - Indicates the analyte concentration exceeds the calibration range of the instrument.

R - Retention Time Out
 J - Indicates an estimated value when a compound is detected at less than the specified detection limit.

Data File : G:\GcMsData\2005\Gcms_5\Data\08-10-05\5M09931.D Vial: 21
 Acq On : 10 Aug 2005 14:12 Operator: AHD
 Sample : AC18916-010 (MSD:AC18916-008) Inst : GCMS
 Misc : S,BNA Multiplr: 1.00
 MS Integration Params: RTEINT.P
 Quant Time: Aug 18 13:01 2005 Quant Results File: 5M_0722.RES

Quant Method : G:\GCMSDATA\2005\GCMS_5\METHODS\5M_0722.M (RTE Integrator)
 Title : @GCMS_5,mg,625,8270
 Last Update : Fri Jul 22 11:58:10 2005
 Response via : Initial Calibration
 DataAcq Meth : 5M_RUN5

Internal Standards	R.T.	QIon	Response	Conc	Units	Dev (Min)
1) 1,4-Dichlorobenzene-d4	5.08	152	35072	40.00	ng	-0.17
20) Naphthalene-d8	6.12	136	132581	40.00	ng	-0.16
36) Acenaphthene-d10	7.45	164	73929	40.00	ng	-0.19
61) Phenanthrene-d10	8.81	188	110544	40.00	ng	-0.22
77) Chrysene-d12	11.78	240	79646	40.00	ng	-0.25
88) Perylene-d12	13.37	264	69591	40.00	ng	-0.25

System Monitoring Compounds	R.T.	QIon	Response	Conc	Units	Dev (Min)
4) 2-Fluorophenol	3.75	112	156323	132.34	ng	-0.21
Spiked Amount						
						Recovery = 66.17%
8) Phenol-d5	4.79	99	206614	119.62	ng	-0.16
Spiked Amount						
						Recovery = 59.81%
21) Nitrobenzene-d5	5.55	128	38651	66.58	ng	-0.16
Spiked Amount						
						Recovery = 66.58%
41) 2-Fluorobiphenyl	6.93	172	155254	67.18	ng	-0.16
Spiked Amount						
						Recovery = 67.18%
64) 2,4,6-Tribromophenol	8.13	330	36892	155.94	ng	-0.21
Spiked Amount						
						Recovery = 77.97%
80) Terphenyl-d14	10.59	244	141245	75.07	ng	-0.22
Spiked Amount						
						Recovery = 75.07%

Target Compounds	R.T.	QIon	Response	Conc	Units	Dev (Min)	Qvalue
9) Phenol	4.80	94	244129	133.35	ng		94
10) 2-Chlorophenol	4.89	128	179923	129.48	ng		99
12) 1,4-Dichlorobenzene	5.10	146	101279	76.98	ng		99
18) N-Nitroso-di-n-propylamine	5.44	70	69271	69.26	ng		99
29) 1,2,4-Trichlorobenzene	6.07	180	84114	77.41	ng		98
30) Naphthalene	6.13	128	5333	1.54	ng		96
33) 4-Chloro-3-methylphenol	6.55	107	154754	132.23	ng		99
34) 2-Methylnaphthalene	6.65	142	9740	4.06	ng		99
50) Acenaphthene	7.48	153	156136	76.47	ng		99
54) 2,4-Dinitrotoluene	7.62	165	57761	75.26	ng		92
55) 4-Nitrophenol	7.56	65	67690	140.19	ng		89
69) Pentachlorophenol	8.62	266	54346	154.92	ng		92
70) Phenanthrene	8.83	178	15788	4.95	ng		97
71) Anthracene	8.88	178	3457	1.07	ng		97
74) Di-n-butylphthalate	9.47	149	3951	1.10	ng		94
76) Fluoranthene	10.11	202	26772	7.70	ng		94
78) Pyrene	10.37	202	288221	90.36	ng		98
85) Benzo[a]anthracene	11.77	228	13013	4.44	ng		98
86) Chrysene	11.81	228	13149	4.90	ng		97

(#) = qualifier out of range (m) = manual integration

h218

Data File : G:\GcMsData\2005\Gcms_5\Data\08-10-05\5M09931.D Vial: 21
Acq On : 10 Aug 2005 14:12 Operator: AHD
Sample : AC18916-010 (MSD:AC18916-008) Inst : GCMS
Misc : S,BNA Multiplr: 1.00

MS Integration Params: RTEINT.P

Quant Time: Aug 18 13:01 2005

Quant Results File: 5M_0722.RES

Quant Method : G:\GCMSDATA\2005\GCMS_5\METHODS\5M_0722.M (RTE Integrator)
Title : @GCMS_5,mg,625,8270
Last Update : Fri Jul 22 11:58:10 2005
Response via : Initial Calibration
DataAcq Meth : 5M_RUN5

Compound	R.T.	QIon	Response	Conc	Unit	Qvalue
90) Benzo[b]fluoranthene	12.97	252	16544	6.02	ng	96
91) Benzo[k]fluoranthene	13.00	252	5178m	1.86	ng	
92) Benzo[a]pyrene	13.30	252	11710	4.53	ng	98
93) Indeno[1,2,3-cd]pyrene	14.38	276	9584	3.42	ng	89
94) Dibenzo[a,h]anthracene	14.41	278	2476m	1.06	ng	
95) Benzo[g,h,i]perylene	14.65	276	10560	4.51	ng	93


(#) = qualifier out of range (m) = manual integration

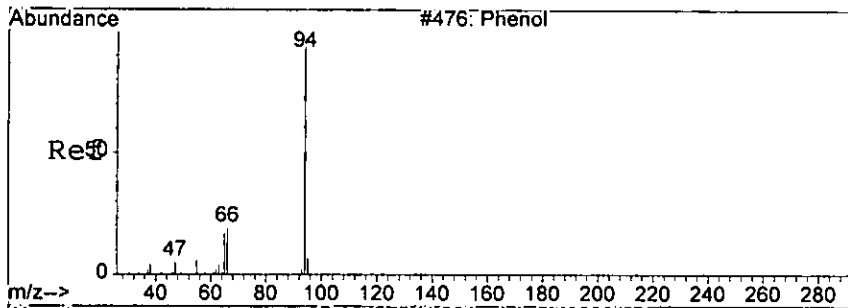
Quantitation Report

Data File : G:\GcMsData\2005\Gcms_5\Data\08-10-05\5M09931.D Vial: 21
 Acq On : 10 Aug 2005 14:12 Operator: AHD
 Sample : AC18916-010 (MSD:AC18916-008) Inst : GCMS
 Misc : S,BNA Multiplr: 1.00
 MS Integration Params: RTEINT.P
 Quant Time: Aug 18 13:01 2005

Quant Results File: 5M_0722.RES

Method : G:\GCMSDATA\2005\GCMS_5\METHODS\5M_0722.M (RTE Integrator)
 Title : @GCMS_5,mg,625,8270
 Last Update : Fri Jul 22 11:19:45 2005
 Response via : Initial Calibration

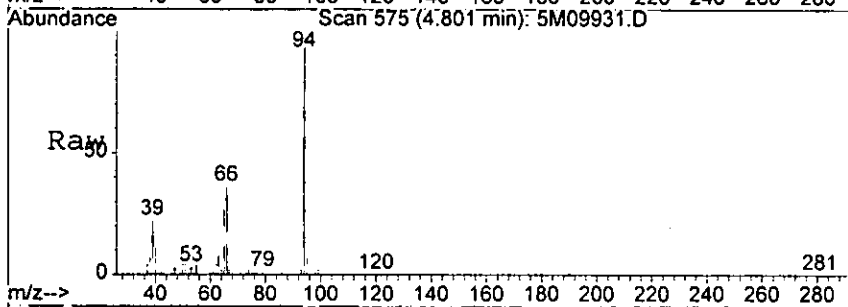




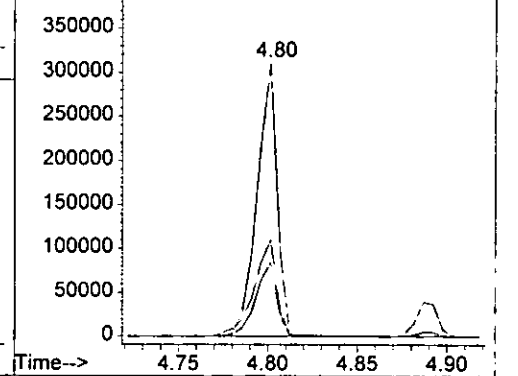
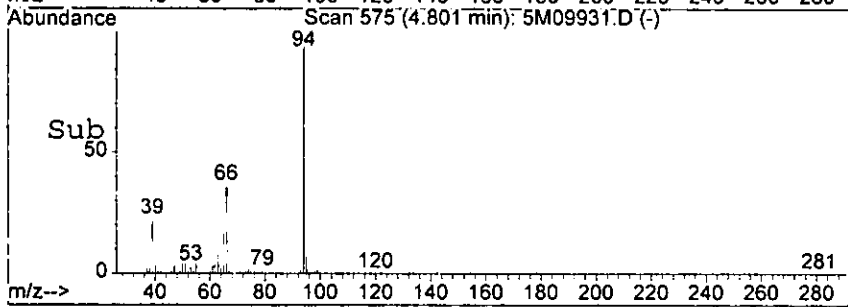
#9
 Phenol
 Concen: 133.35 ng
 RT: 4.80 min Scan# 575
 Delta R.T. -0.16 min
 Lab File: 5M09931.D
 Acq: 10 Aug 2005 14:12

06310

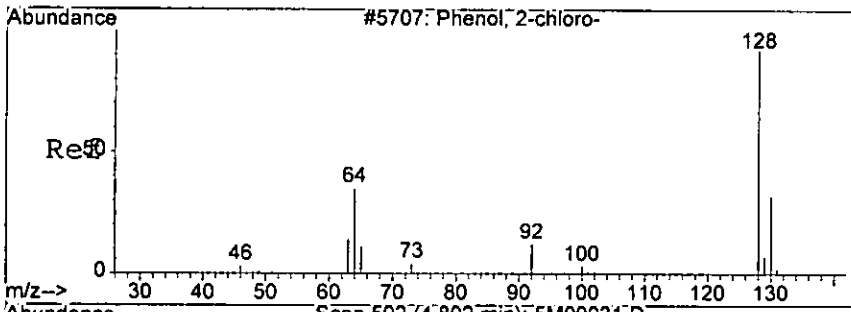
Tgt Ion: 94 Resp: 244129
 Ion Ratio Lower Upper
 94 100
 65 27.2 0.0 99.5
 66 35.5 0.0 147.5



Abundance Ion 94.00 (93.70 to 94.70): 5M09931.D
 Ion 65.00 (64.70 to 65.70): 5M09931.D
 Ion 66.00 (65.70 to 66.70): 5M09931.D



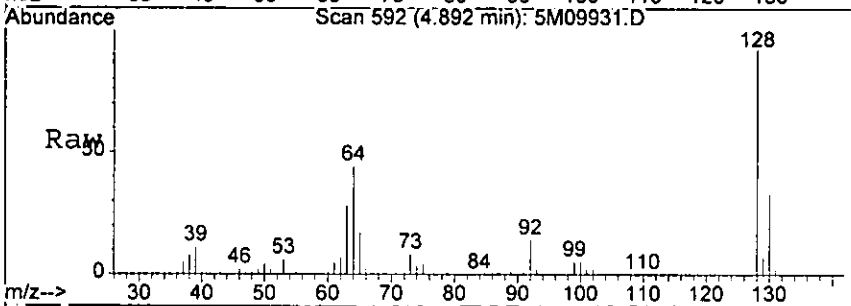
18181



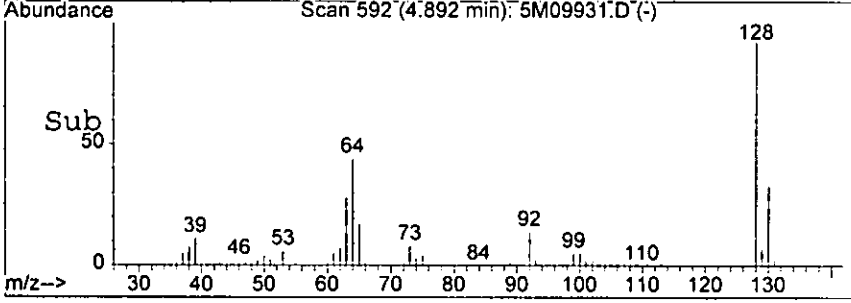
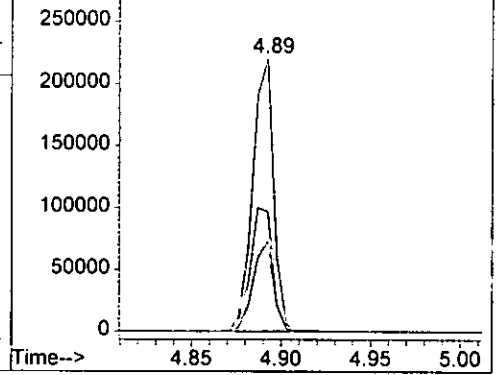
#10
 2-Chlorophenol
 Concen: 129.48 ng
 RT: 4.89 min Scan# 592
 Delta R.T. -0.18 min
 Lab File: 5M09931.D
 Acq: 10 Aug 2005 14:12

100

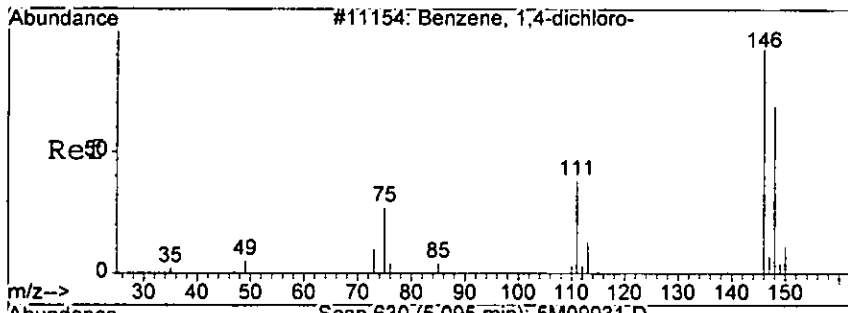
Tgt Ion	Resp	Lower	Upper
128	179923	100	
64	43.9	2.8	82.8
130	33.0	8.4	56.4



Abundance Ion 128.00 (127.70 to 128.70): 5M0993
 300000 Ion 64.00 (63.70 to 64.70): 5M09931.D
 Ion 130.00 (129.70 to 130.70): 5M0993



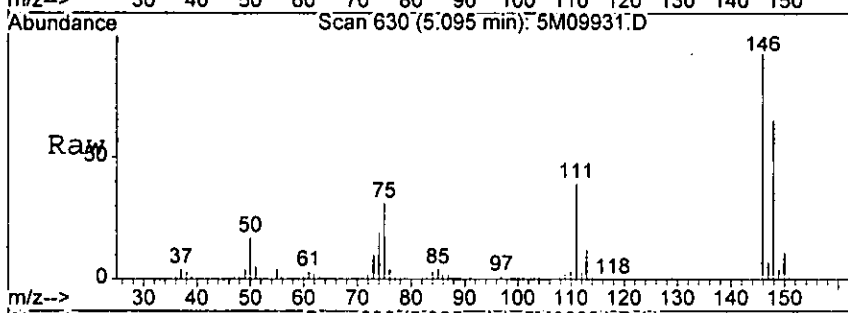
Lower



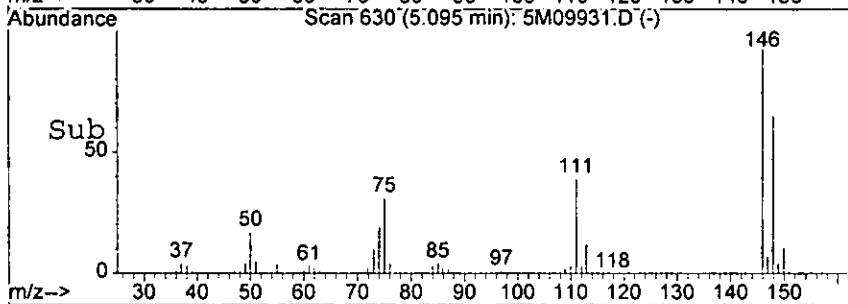
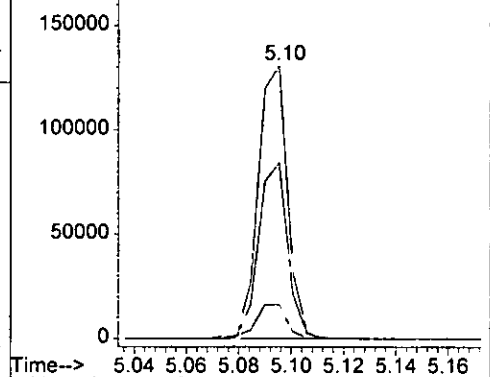
#12
 1,4-Dichlorobenzene
 Concen: 76.98 ng
 RT: 5.10 min Scan# 630
 Delta R.T. -0.17 min
 Lab File: 5M09931.D
 Acq: 10 Aug 2005 14:12

08992

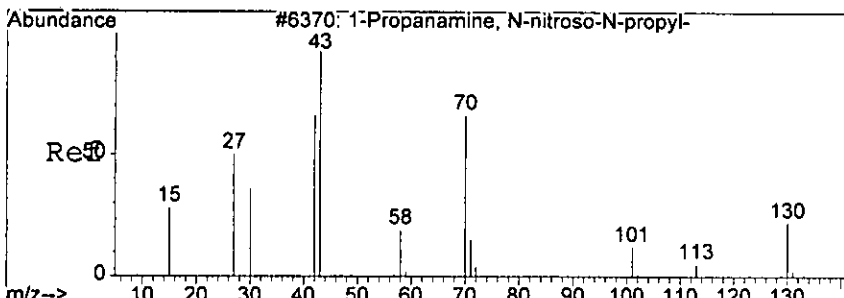
Tgt Ion	Resp	Lower	Upper
146	101279		
148	64.7	23.9	103.9
113	12.5	0.0	53.1



Abundance
 Ion 146.00 (145.70 to 146.70): 5M0993
 Ion 148.00 (147.70 to 148.70): 5M0993
 Ion 113.00 (112.70 to 113.70): 5M0993

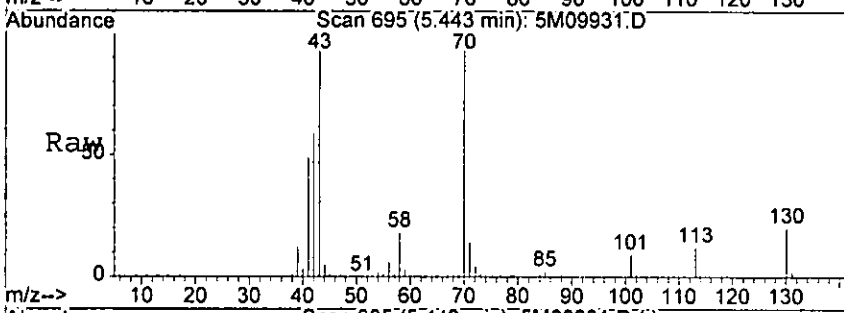


Leiser

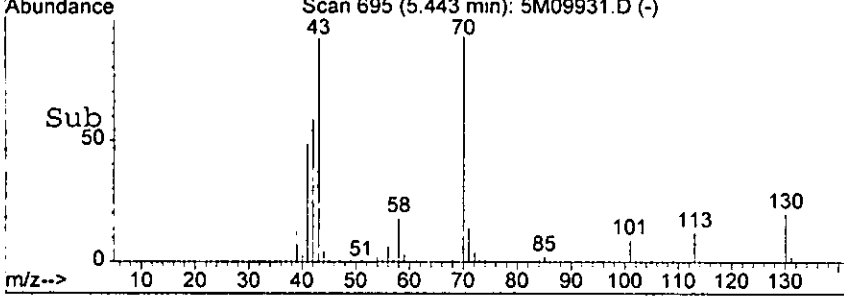
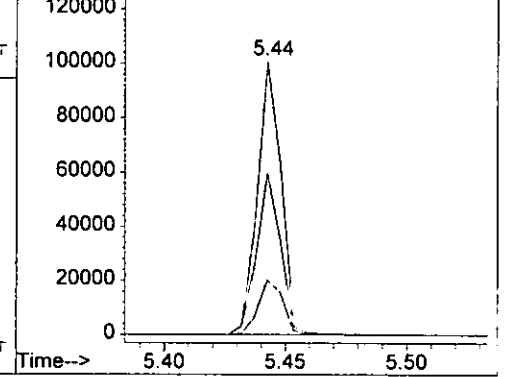


#18
 N-Nitroso-di-n-propylamine
 Concen: 69.26 ng
 RT: 5.44 min Scan# 695
 Delta R.T. -0.17 min
 Lab File: 5M09931.D
 Acq: 10 Aug 2005 14:12

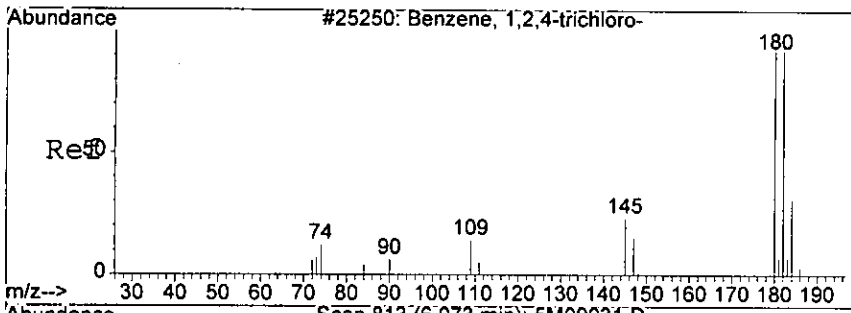
Tgt Ion	Resp	Lower	Upper
70	69271		
70	100		
42	59.3	19.2	99.2
130	20.1	3.2	39.2



Abundance Ion 70.00 (69.70 to 70.70): 5M09931.D
 Ion 42.00 (41.70 to 42.70): 5M09931.D
 Ion 130.00 (129.70 to 130.70): 5M09931.D

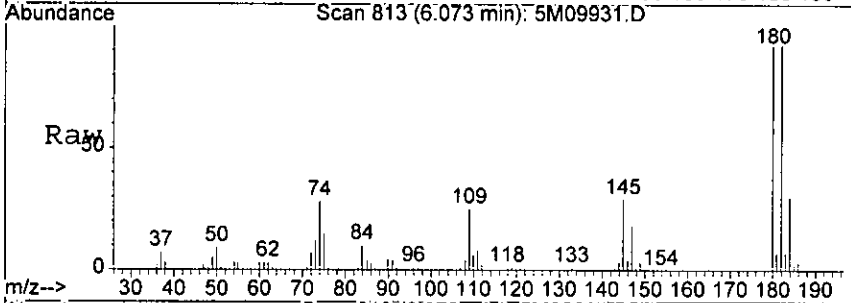


2818



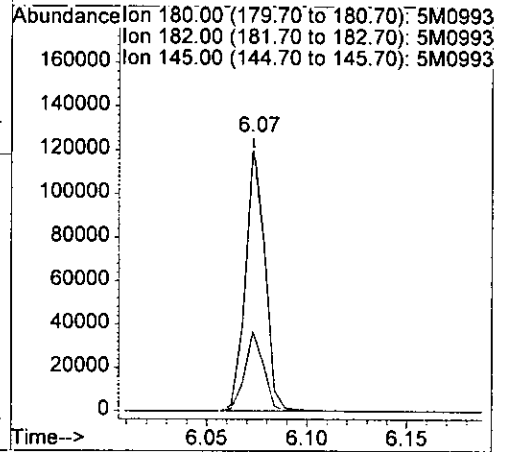
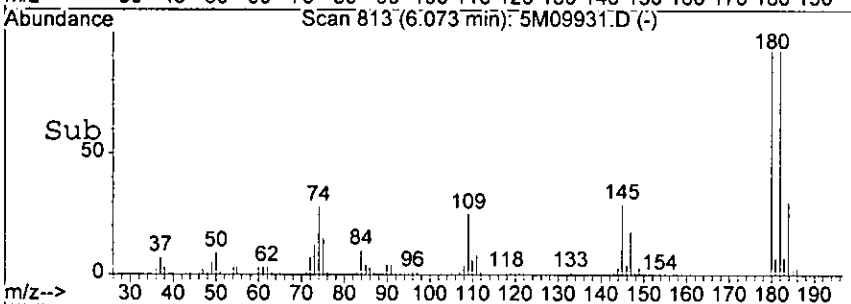
#29
 1,2,4-Trichlorobenzene
 Concen: 77.41 ng
 RT: 6.07 min Scan# 813
 Delta R.T. -0.16 min
 Lab File: 5M09931.D
 Acq: 10 Aug 2005 14:12

06974

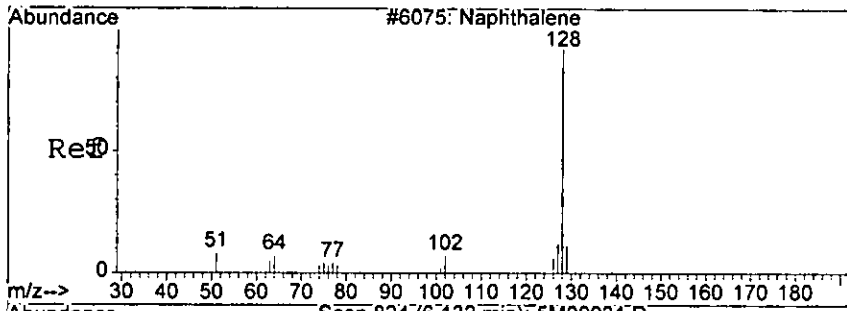


Tgt Ion: 180 Resp: 84114

Ion	Ratio	Lower	Upper
180	100		
182	95.6	57.5	137.5
145	29.2	8.7	48.7

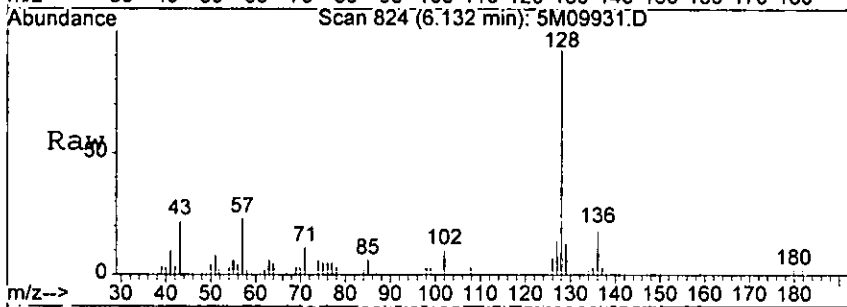


Handwritten signature



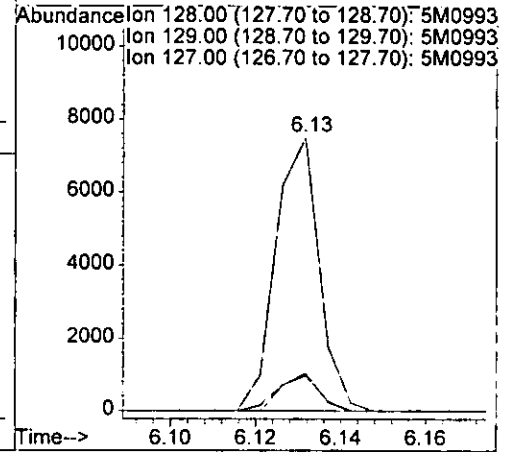
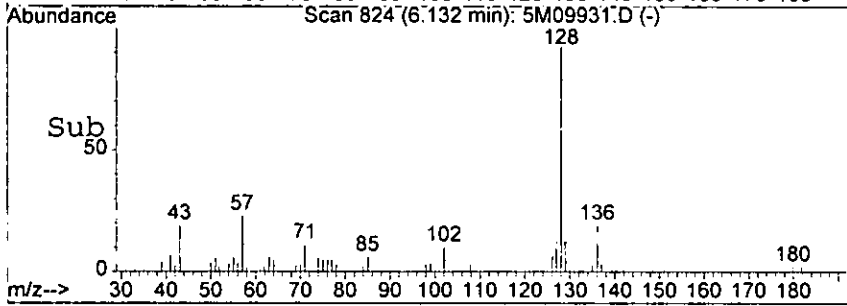
#30
 Naphthalene
 Concen: 1.54 ng
 RT: 6.13 min Scan# 824
 Delta R.T. -0.17 min
 Lab File: 5M09931.D
 Acq: 10 Aug 2005 14:12

05931

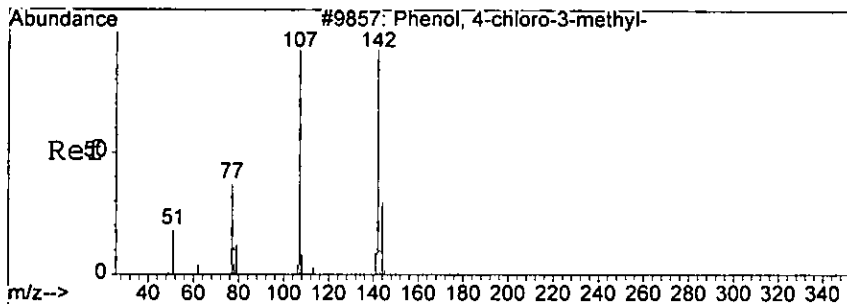


Tgt Ion: 128 Resp: 5333

Ion	Ratio	Lower	Upper
128	100		
129	13.0	0.0	50.9
127	13.8	0.0	52.6

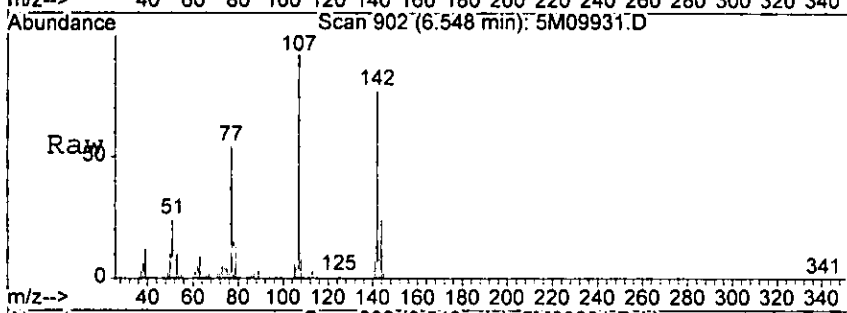


128

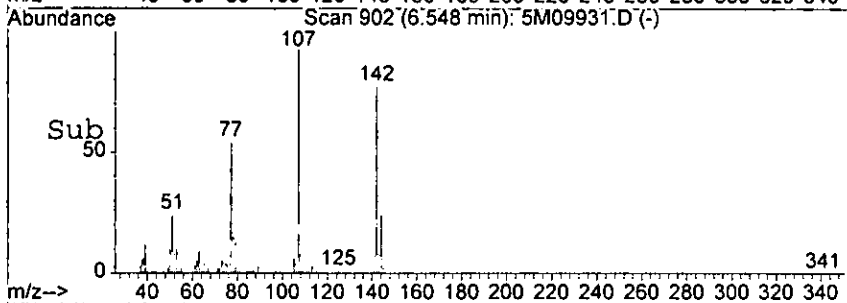
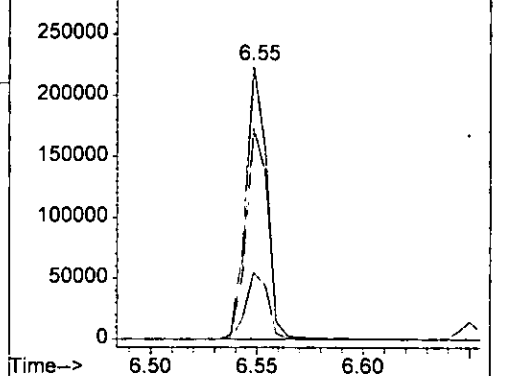


#33
 4-Chloro-3-methylphenol
 Concen: 132.23 ng
 RT: 6.55 min Scan# 902
 Delta R.T. -0.16 min
 Lab File: 5M09931.D
 Acq: 10 Aug 2005 14:12

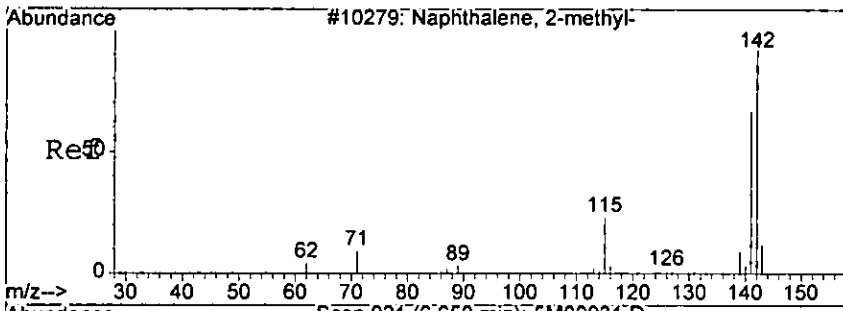
Tgt Ion	Resp	Lower	Upper
107	154754	100	
144	24.4	0.0	63.1
142	77.4	37.4	117.4



Abundance
 Ion 107.00 (106.70 to 107.70): 5M0993
 Ion 144.00 (143.70 to 144.70): 5M0993
 Ion 142.00 (141.70 to 142.70): 5M0993

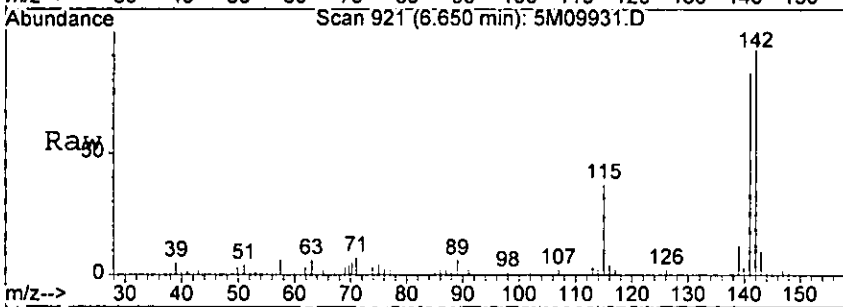


1218

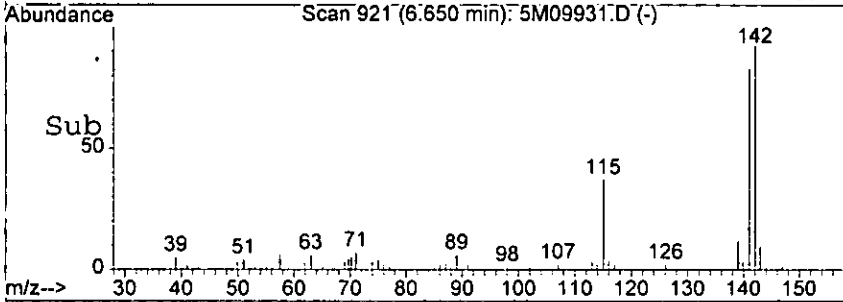
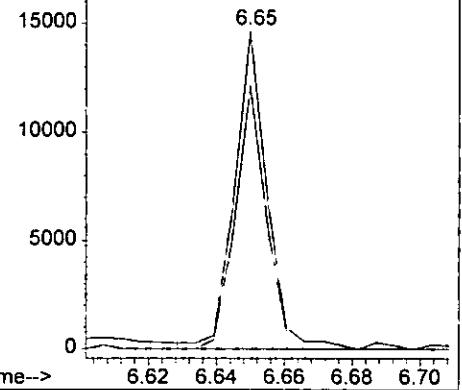


#34
 2-Methylnaphthalene
 Concen: 4.06 ng
 RT: 6.65 min Scan# 921
 Delta R.T. -0.16 min
 Lab File: 5M09931.D
 Acq: 10 Aug 2005 14:12

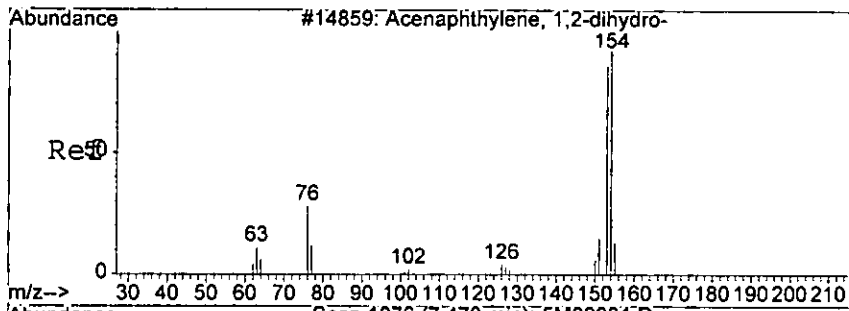
Tgt Ion: 142 Resp: 9740
 Ion Ratio Lower Upper
 142 100
 141 83.1 42.0 122.0



Abundance Ion 142.00 (141.70 to 142.70): 5M0993
 Ion 141.00 (140.70 to 141.70): 5M0993

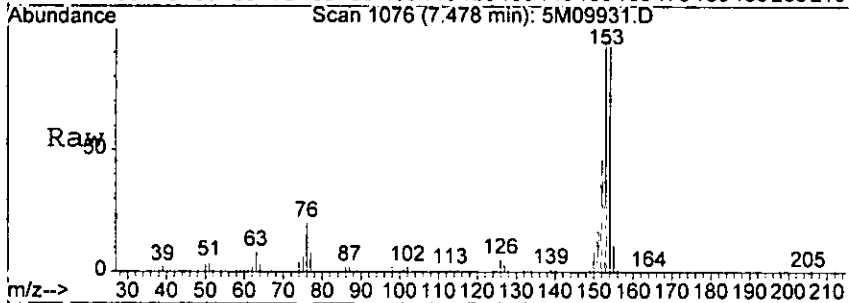


Handwritten signature

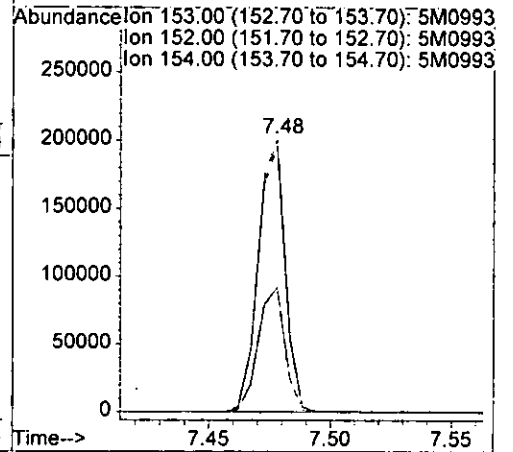
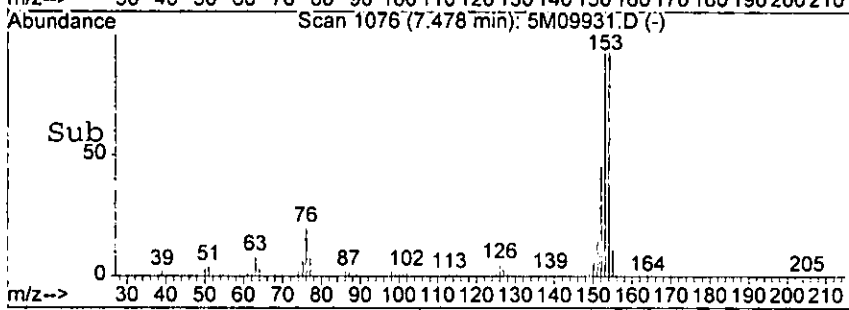


#50
 Acenaphthene
 Concen: 76.47 ng
 RT: 7.48 min Scan# 1076
 Delta R.T. -0.19 min
 Lab File: 5M09931.D
 Acq: 10 Aug 2005 14:12

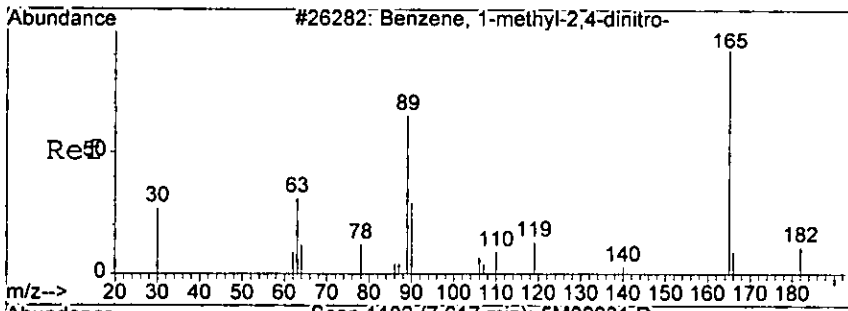
0593



Tgt Ion	Resp	Lower	Upper
153	156136	100	
152	45.8	5.1	85.1
154	97.3	57.6	137.6



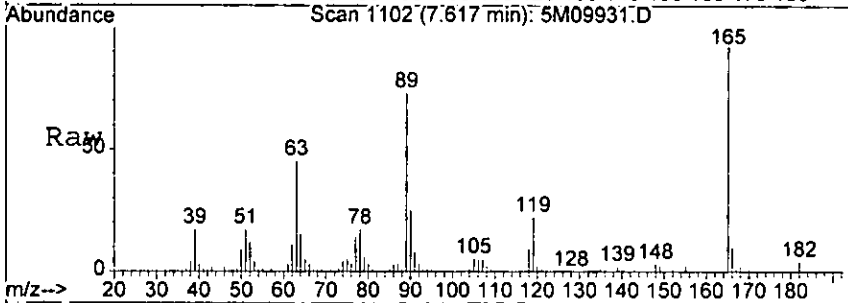
Handwritten signature



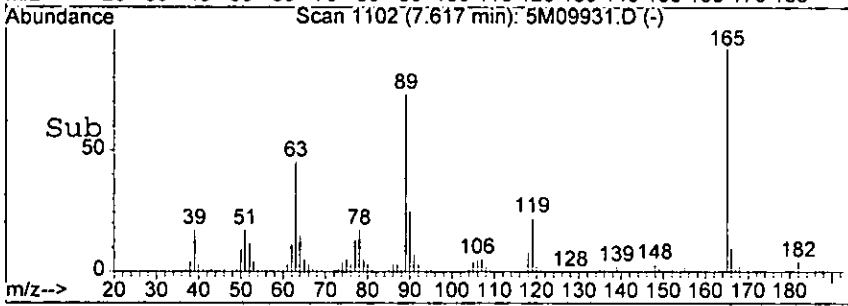
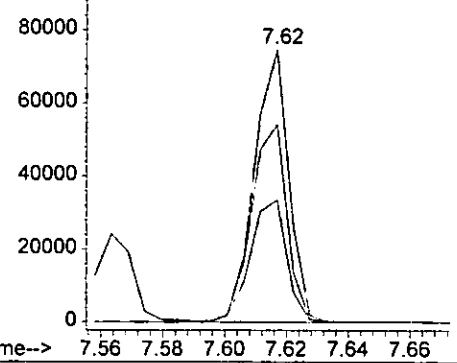
#54
 2,4-Dinitrotoluene
 Concen: 75.26 ng
 RT: 7.62 min Scan# 1102
 Delta R.T. -0.19 min
 Lab File: 5M09931.D
 Acq: 10 Aug 2005 14:12

0550

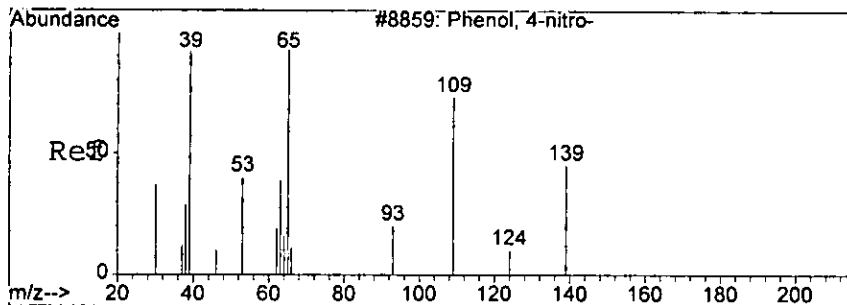
Tgt Ion	Resp	Lower	Upper
165	57761	100	
89	72.6	40.1	120.1
63	44.6	11.2	89.2



Abundance Ion 165.00 (164.70 to 165.70): 5M0993
 100000 Ion 89.00 (88.70 to 89.70): 5M09931.D
 Ion 63.00 (62.70 to 63.70): 5M09931.D

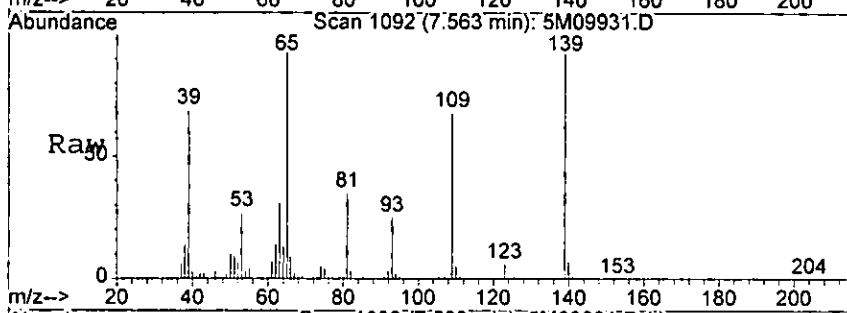


1818

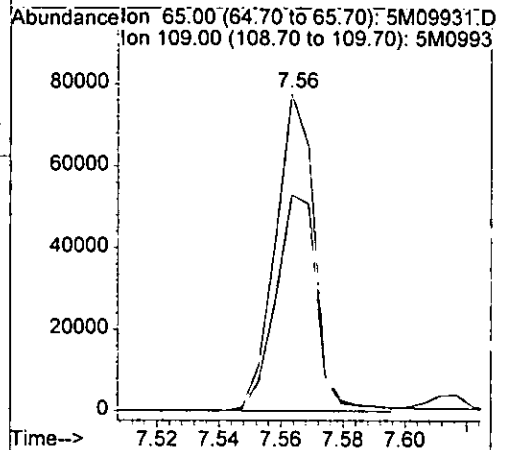
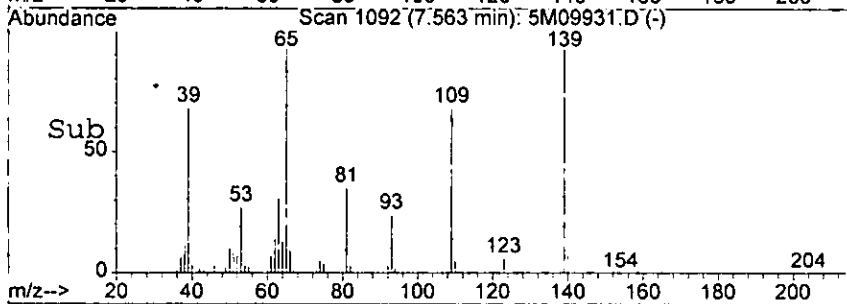


#55
 4-Nitrophenol
 Concen: 140.19 ng
 RT: 7.56 min Scan# 1092
 Delta R.T. -0.18 min
 Lab File: 5M09931.D
 Acq: 10 Aug 2005 14:12

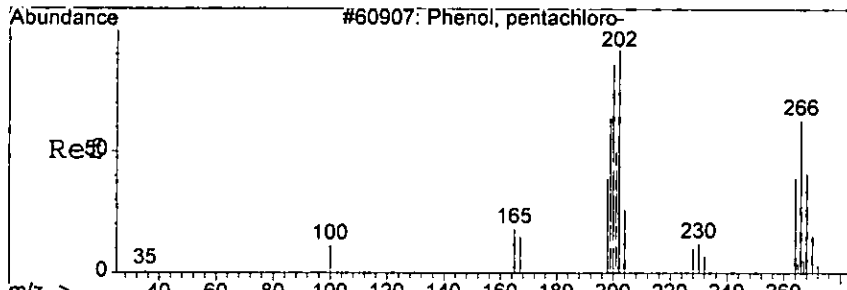
070



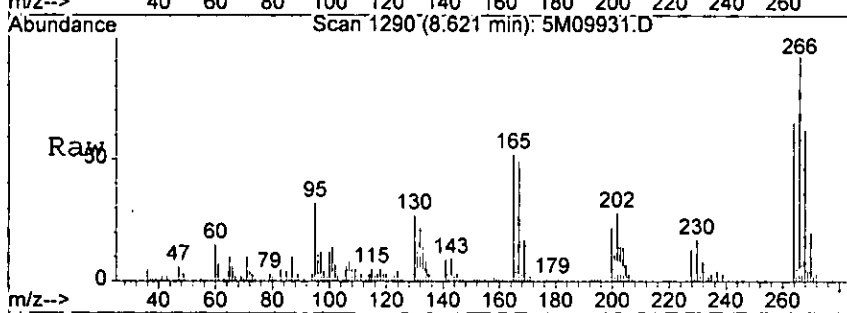
Tgt Ion: 65 Resp: 67690
 Ion Ratio Lower Upper
 65 100
 109 68.1 0.0 207.5



Loger

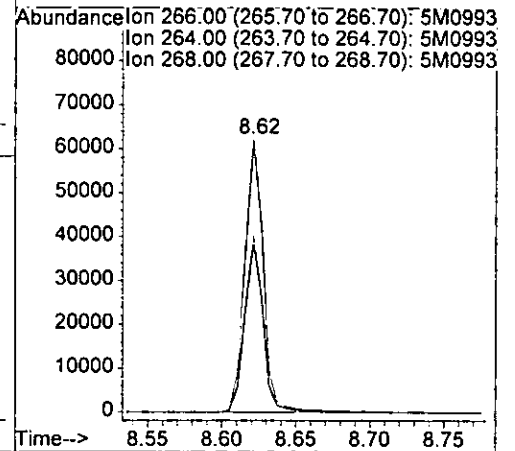
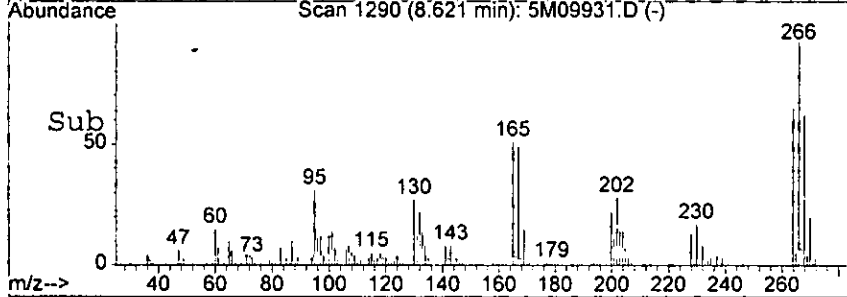


#69
 Pentachlorophenol
 Concen: 154.92 ng
 RT: 8.62 min Scan# 1290
 Delta R.T. -0.21 min
 Lab File: 5M09931.D
 Acq: 10 Aug 2005 14:12

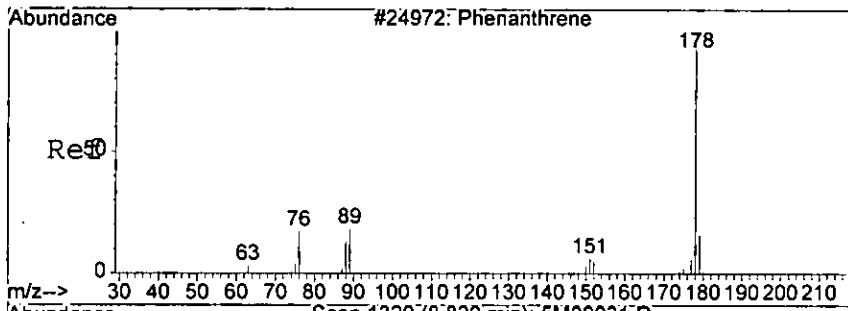


Tgt Ion: 266 Resp: 54346

Ion	Ratio	Lower	Upper
266	100		
264	64.8	34.5	114.5
268	61.8	25.0	105.0



1818

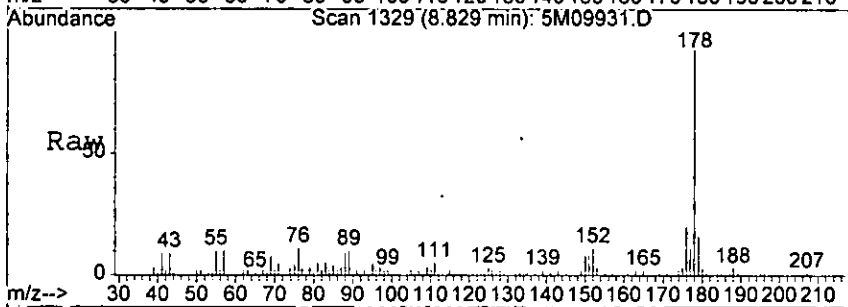


#70
 Phenanthrene
 Concn: 4.95 ng
 RT: 8.83 min Scan# 1329
 Delta R.T. -0.22 min
 Lab File: 5M09931.D
 Acq: 10 Aug 2005 14:12

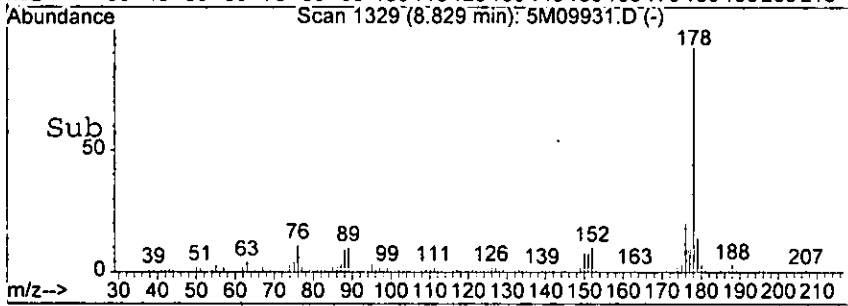
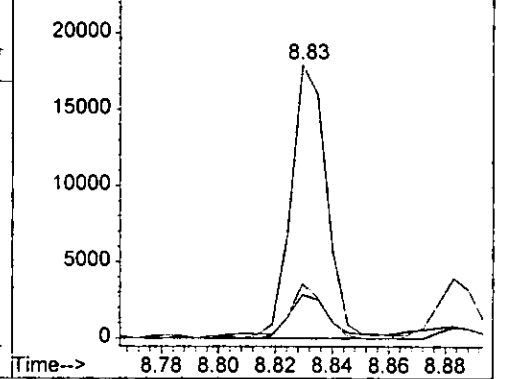
0701

Tgt Ion: 178 Resp: 15788

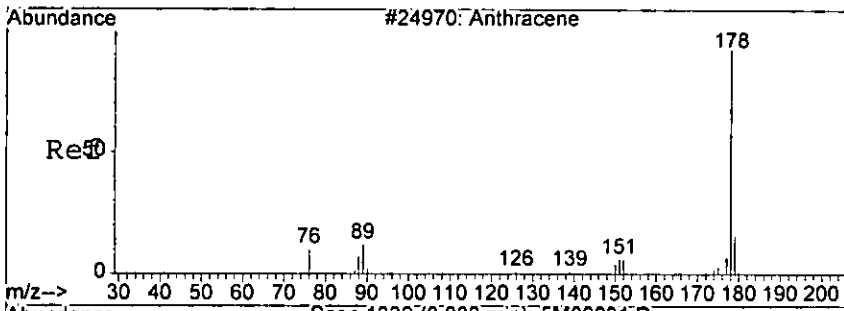
Ion	Ratio	Lower	Upper
178	100		
179	14.9	0.0	54.9
176	19.7	0.0	57.7



Abundance Ion 178.00 (177.70 to 178.70): 5M0993
 Ion 179.00 (178.70 to 179.70): 5M0993
 Ion 176.00 (175.70 to 176.70): 5M0993



Handwritten signature

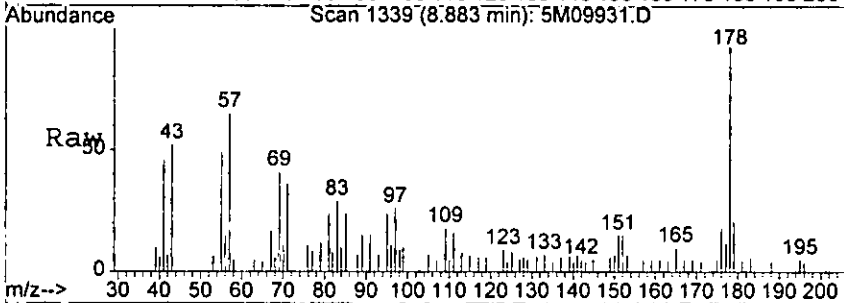


#71
 Anthracene
 Concen: 1.07 ng
 RT: 8.88 min Scan# 1339
 Delta R.T. -0.22 min
 Lab File: 5M09931.D
 Acq: 10 Aug 2005 14:12

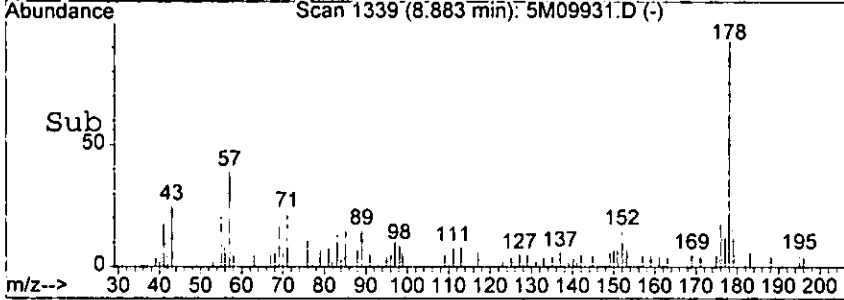
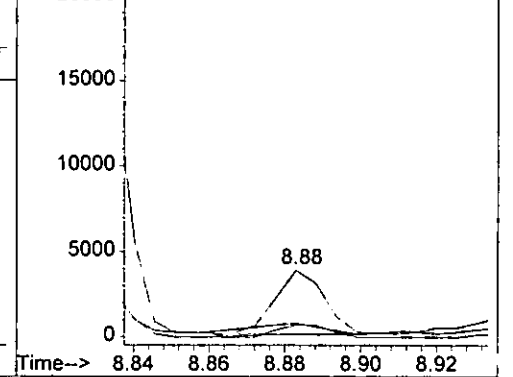
0708

Tgt Ion: 178 Resp: 3457

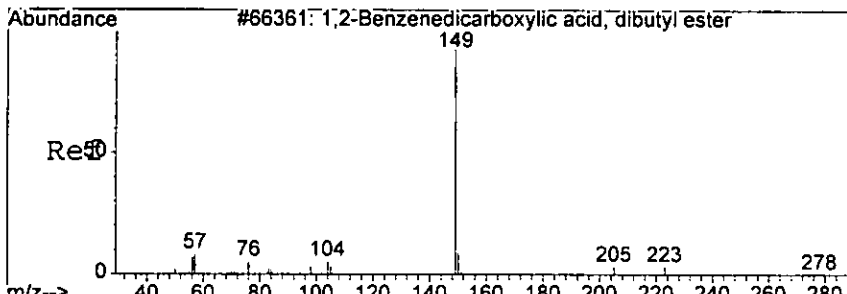
Ion	Ratio	Lower	Upper
178	100		
179	13.1	0.0	54.3
176	19.1	0.0	57.7



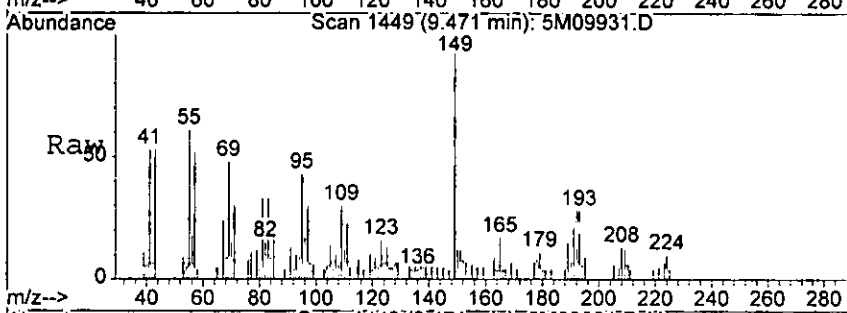
Abundance Ion 178.00 (177.70 to 178.70): 5M0993
 Ion 179.00 (178.70 to 179.70): 5M0993
 Ion 176.00 (175.70 to 176.70): 5M0993



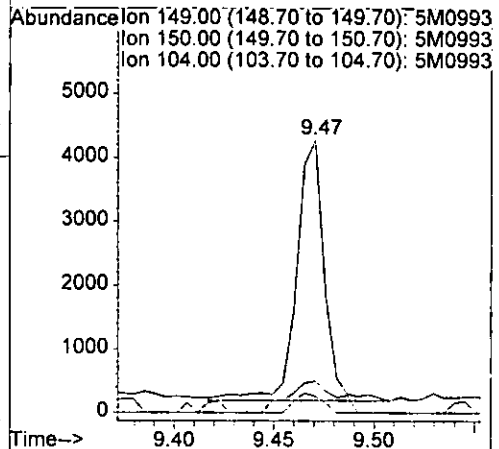
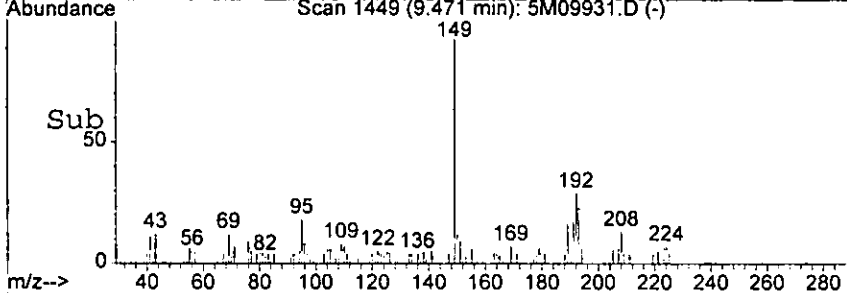
10816



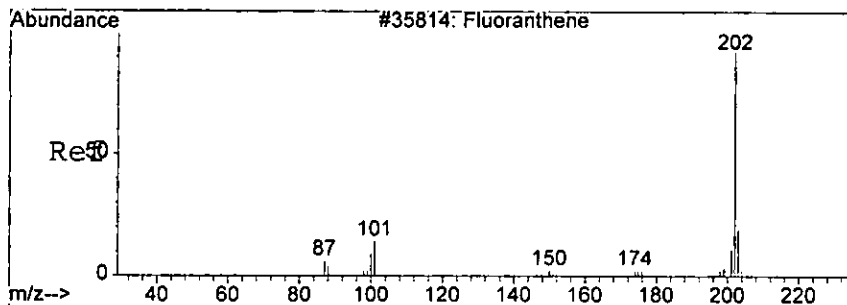
#74
 Di-n-butylphthalate
 Concen: 1.10 ng
 RT: 9.47 min Scan# 1449
 Delta R.T. -0.21 min
 Lab File: 5M09931.D
 Acq: 10 Aug 2005 14:12



Tgt Ion	Ratio	Lower	Upper
149	100		
150	12.0	0.0	49.0
104	6.3	0.0	45.3

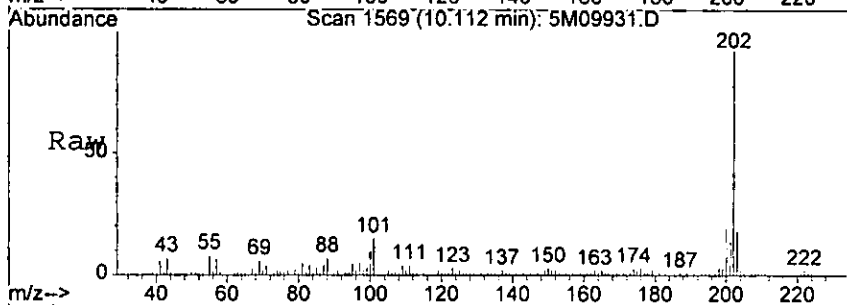


1818

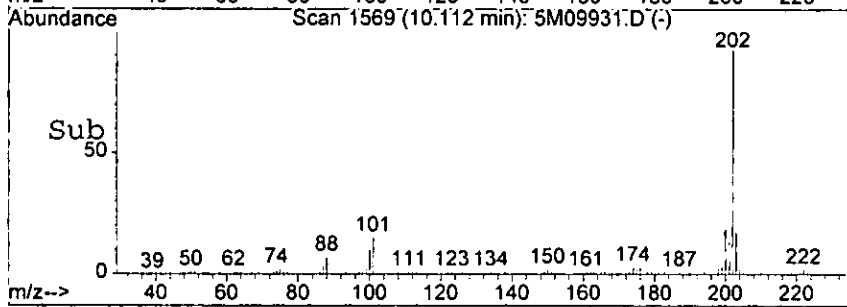
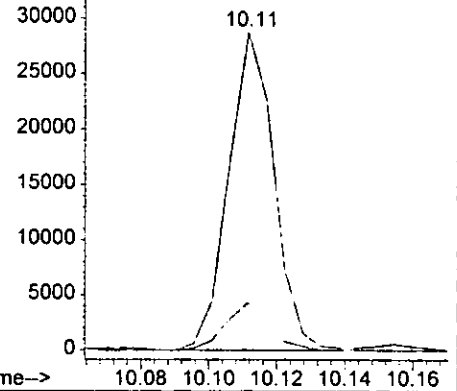


#76
 Fluoranthene
 Concen: 7.70 ng
 RT: 10.11 min Scan# 1569
 Delta R.T. -0.24 min
 Lab File: 5M09931.D
 Acq: 10 Aug 2005 14:12

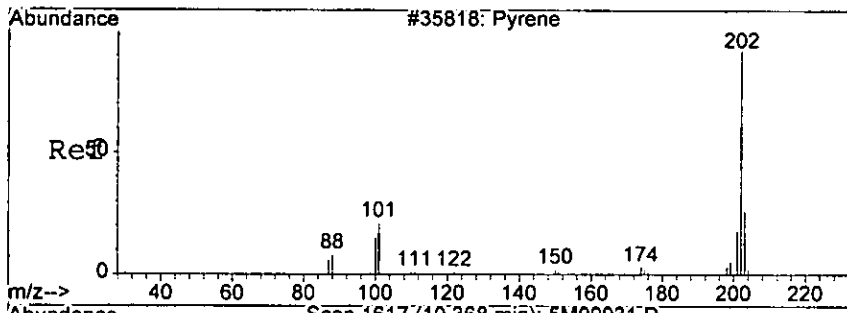
Tgt Ion	Resp	Lower	Upper
202	26772		
101	15.0	0.0	52.5



Abundance Ion 202.00 (201.70 to 202.70): 5M0993
 Ion 101.00 (100.70 to 101.70): 5M0993

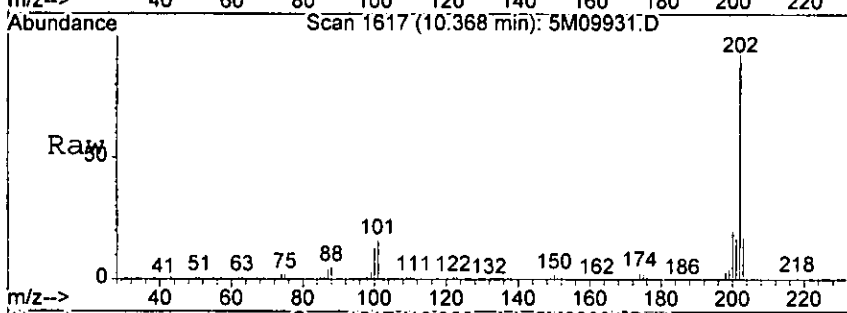


Handwritten signature



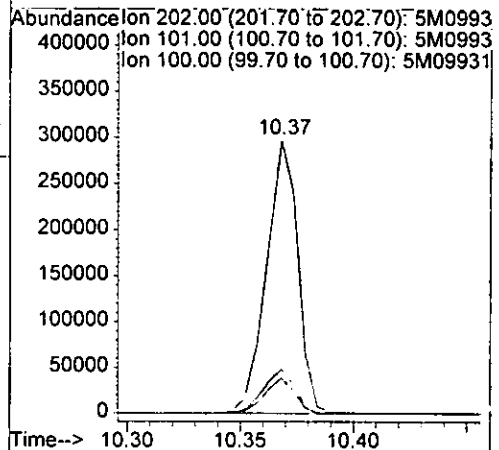
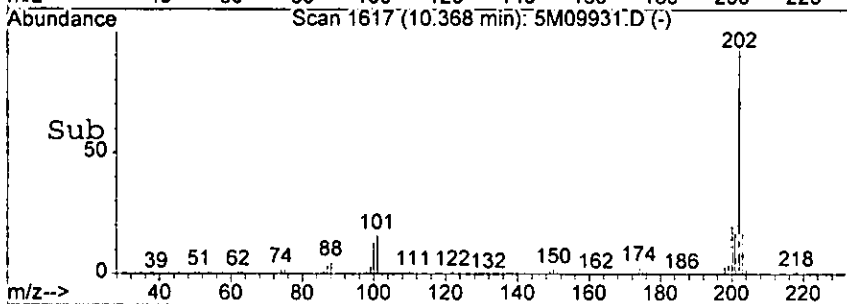
#78
 Pyrene
 Concen: 90.36 ng
 RT: 10.37 min Scan# 1617
 Delta R.T. -0.24 min
 Lab File: 5M09931.D
 Acq: 10 Aug 2005 14:12

0708

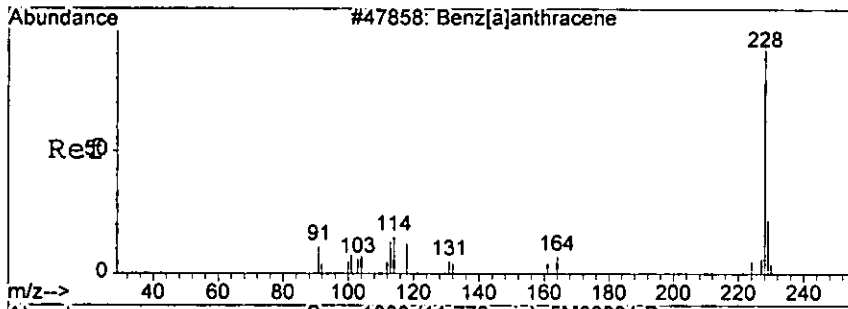


Tgt Ion: 202 Resp: 288221

Ion	Ratio	Lower	Upper
202	100		
101	16.3	0.0	55.5
100	13.0	0.0	52.1

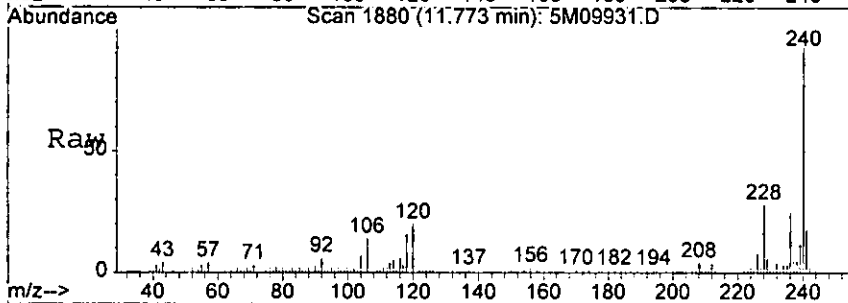


Handwritten signature



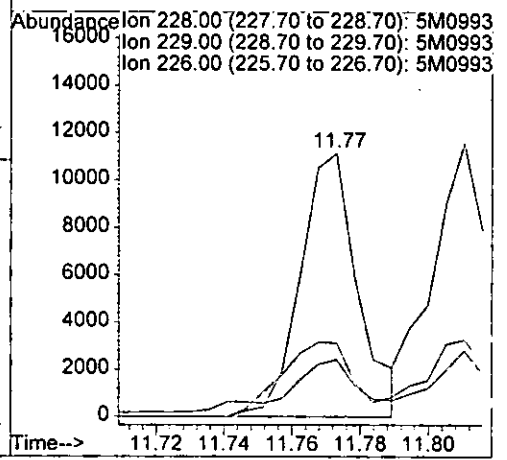
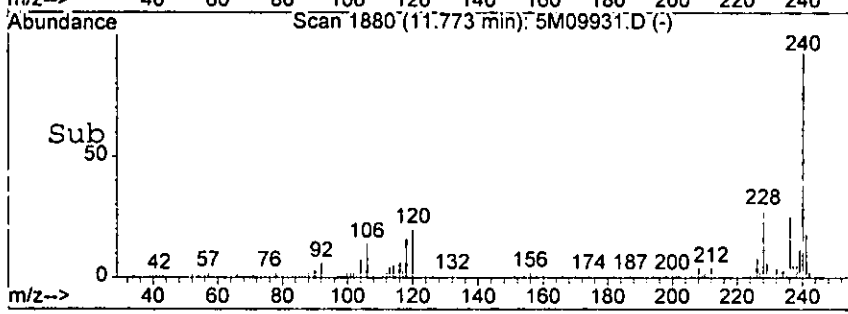
#85
 Benzo[a]anthracene
 Concen: 4.44 ng
 RT: 11.77 min Scan# 1880
 Delta R.T. -0.24 min
 Lab File: 5M09931.D
 Acq: 10 Aug 2005 14:12

0707

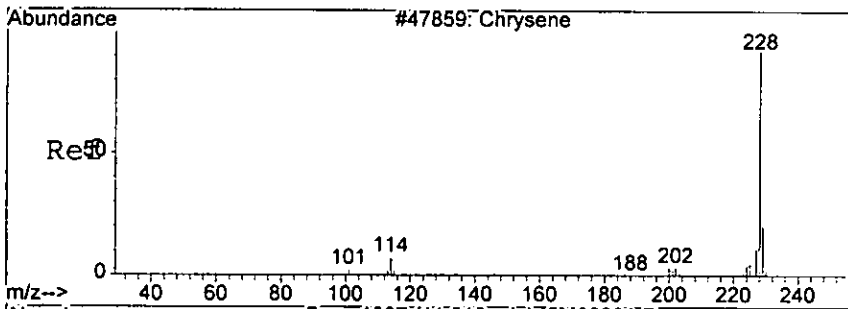


Tgt Ion: 228 Resp: 13013

Ion	Ratio	Lower	Upper
228	100		
229	19.1	0.0	58.7
226	28.1	0.0	66.4



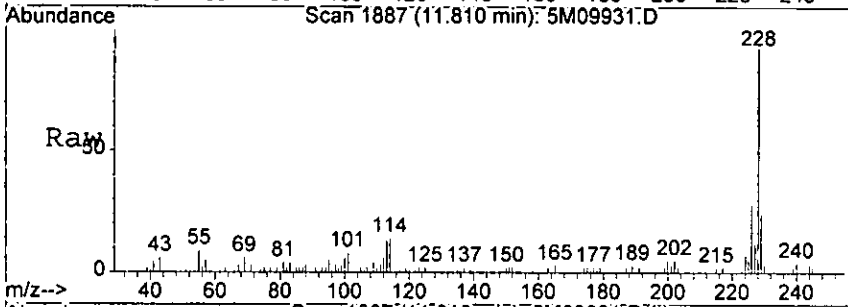
W8181



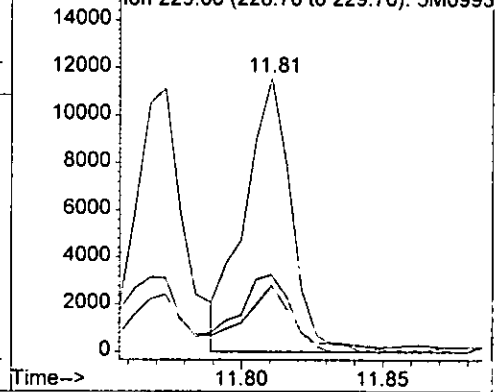
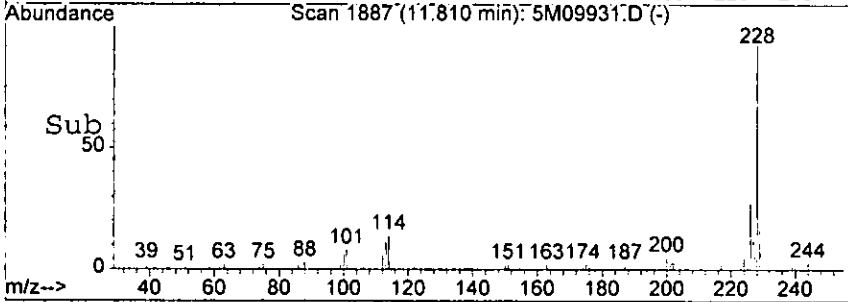
#86
 Chrysene
 Concen: 4.90 ng
 RT: 11.81 min Scan# 1887
 Delta R.T. -0.26 min
 Lab File: 5M09931.D
 Acq: 10 Aug 2005 14:12

0708

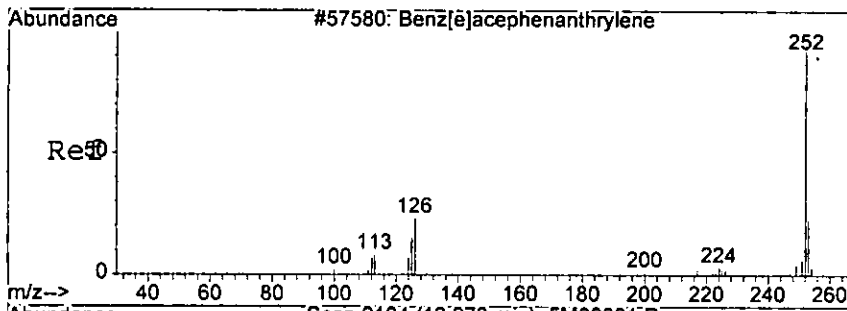
Tgt Ion	228	Resp	13149
Ion	Ratio	Lower	Upper
228	100		
226	28.3	9.1	49.1
229	22.6	0.0	60.1



Abundance Ion 228.00 (227.70 to 228.70): 5M0993
 Ion 226.00 (225.70 to 226.70): 5M0993
 Ion 229.00 (228.70 to 229.70): 5M0993

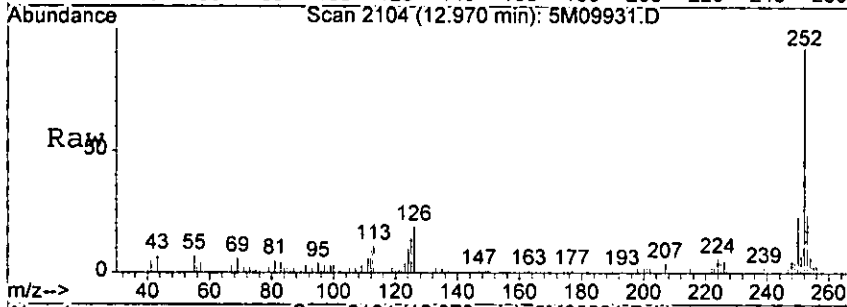


1887

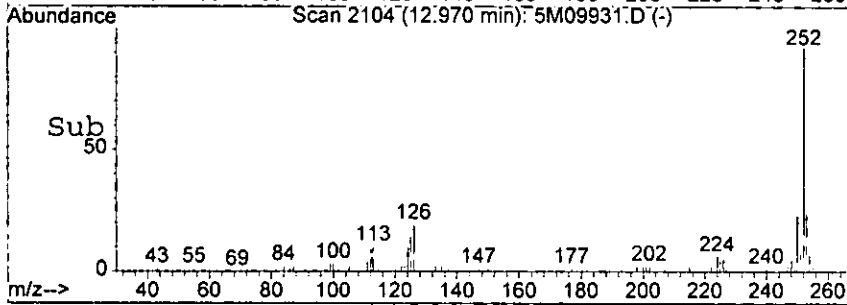
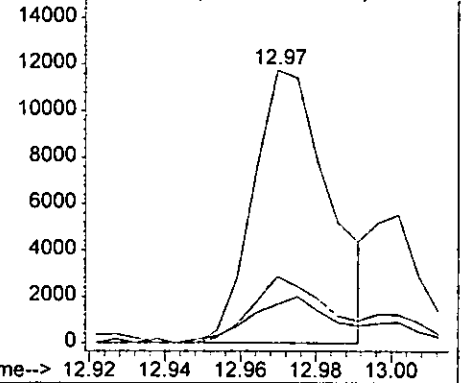


#90
 Benzo [b] fluoranthene
 Concen: 6.02 ng
 RT: 12.97 min Scan# 2104
 Delta R.T. -0.26 min
 Lab File: 5M09931.D
 Acq: 10 Aug 2005 14:12

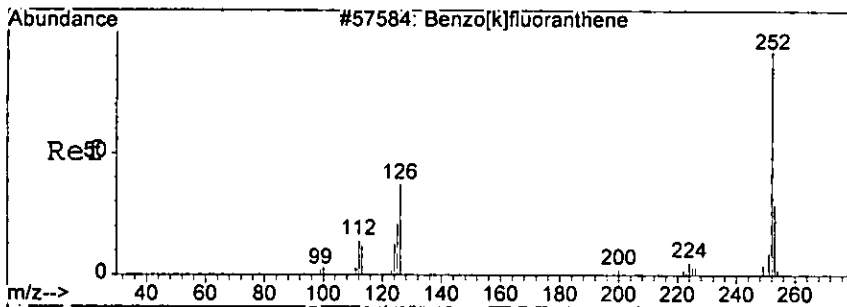
Tgt Ion	Resp	Lower	Upper
252	16544		
252	100		
253	24.3	0.0	61.6
125	14.2	0.0	54.8



Abundance Ion 252.00 (251.70 to 252.70): 5M0993
 16000 Ion 253.00 (252.70 to 253.70): 5M0993
 Ion 125.00 (124.70 to 125.70): 5M0993



Handwritten signature or initials

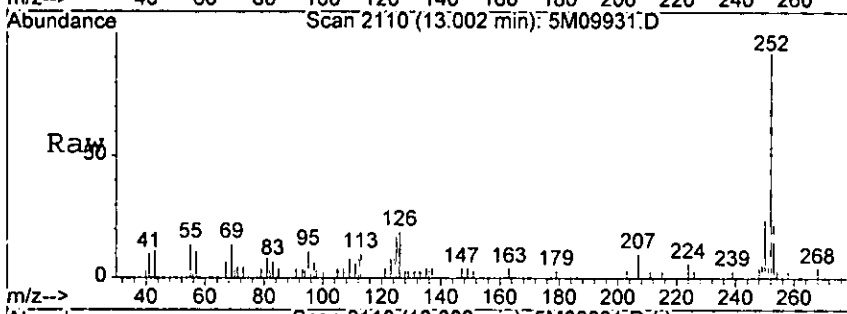


#91
 Benzo[k]fluoranthene
 Concen: 1.86 ng m
 RT: 13.00 min Scan# 2110
 Delta R.T. -0.26 min
 Lab File: 5M09931.D
 Acq: 10 Aug 2005 14:12

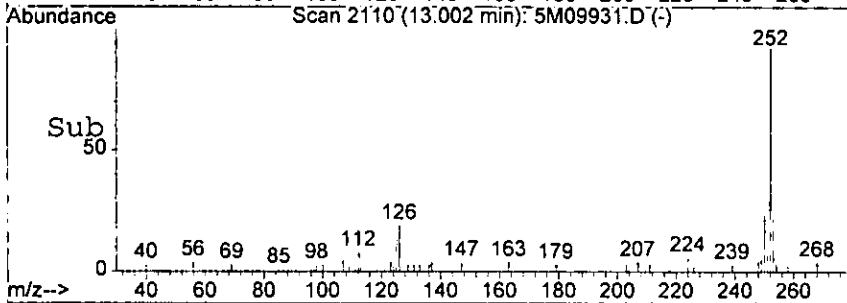
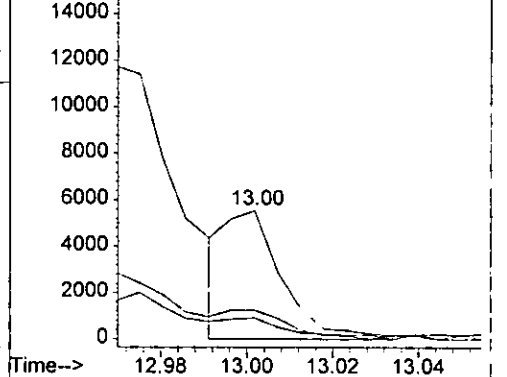
07110

Tgt Ion: 252 Resp: 5178

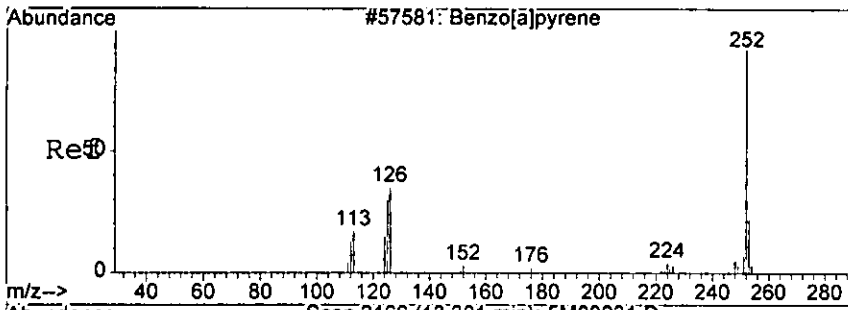
Ion	Ratio	Lower	Upper
252	100		
253	22.3	0.0	62.3
125	16.5	0.0	56.6



Abundance Ion 252.00 (251.70 to 252.70): 5M0993
 Ion 253.00 (252.70 to 253.70): 5M0993
 Ion 125.00 (124.70 to 125.70): 5M0993



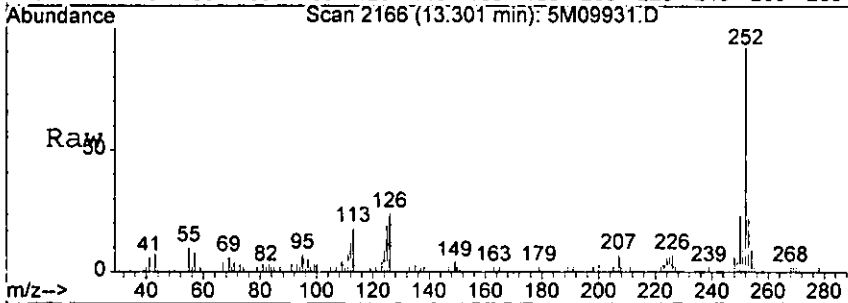
28105



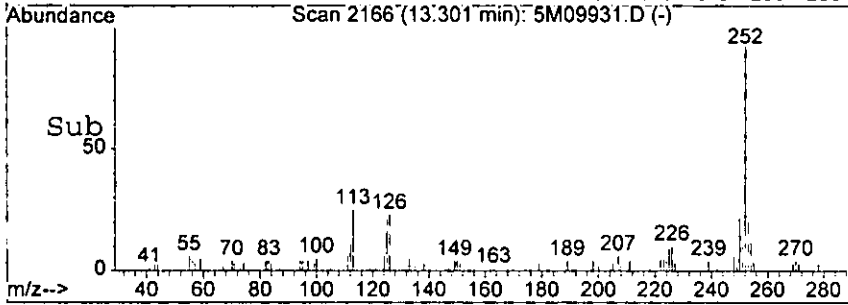
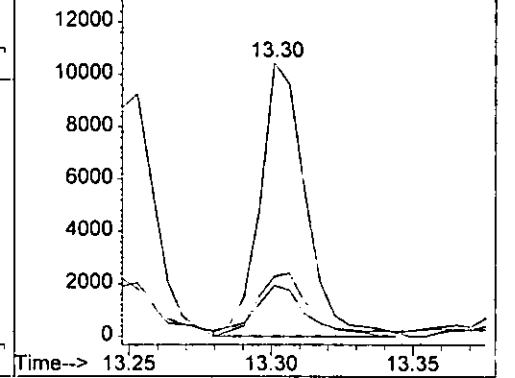
#92
 Benzo[a]pyrene
 Concen: 4.53 ng
 RT: 13.30 min Scan# 2166
 Delta R.T. -0.27 min
 Lab File: 5M09931.D
 Acq: 10 Aug 2005 14:12

071110

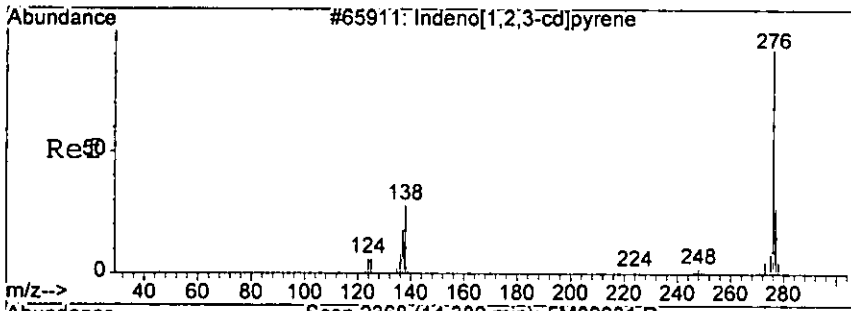
Tgt Ion	Resp	Lower	Upper
252	11710		
253	22.2	0.0	61.5
125	16.9	0.0	56.0



Abundance
 Ion 252.00 (251.70 to 252.70): 5M0993
 Ion 253.00 (252.70 to 253.70): 5M0993
 Ion 125.00 (124.70 to 125.70): 5M0993

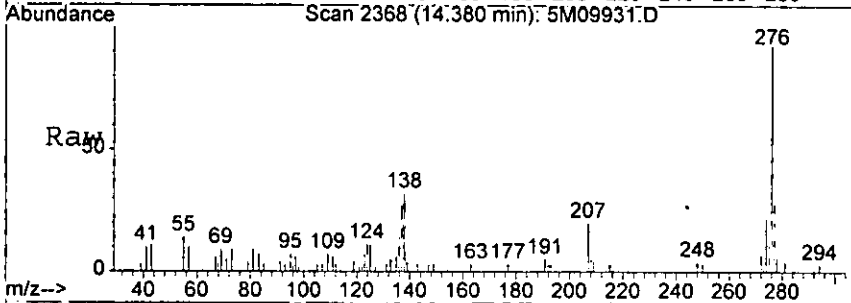


181

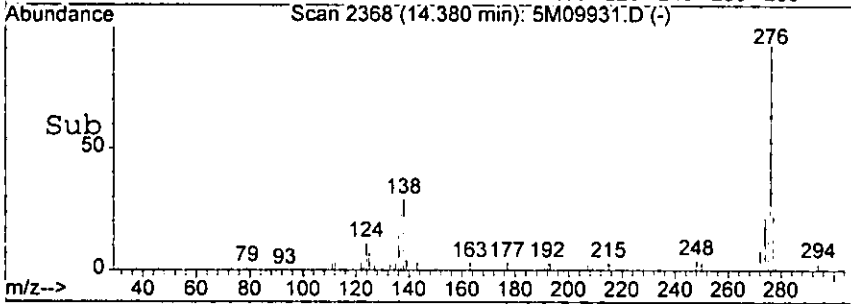
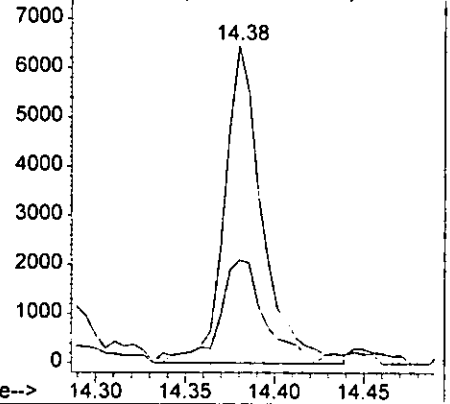


#93
 Indeno[1,2,3-cd]pyrene
 Concen: 3.42 ng
 RT: 14.38 min Scan# 2368
 Delta R.T. -0.31 min
 Lab File: 5M09931.D
 Acq: 10 Aug 2005 14:12

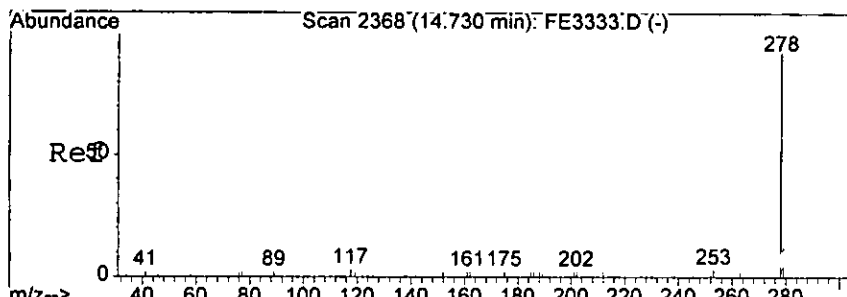
Tgt Ion: 276 Resp: 9584
 Ion Ratio Lower Upper
 276 100
 138 29.8 0.0 76.1



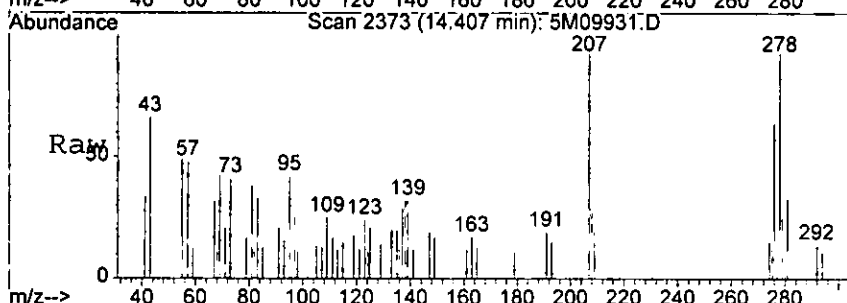
Abundance Ion 276.00 (275.70 to 276.70): 5M0993
 Ion 138.00 (137.70 to 138.70): 5M0993



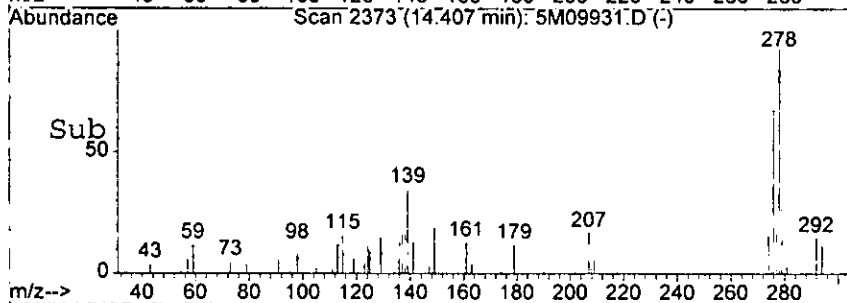
Handwritten signature



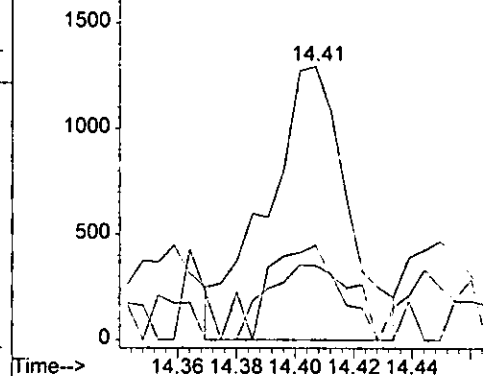
#94
 Dibenzo[a,h]anthracene
 Concn: 1.06 ng m
 RT: 14.41 min Scan# 2373
 Delta R.T. -0.31 min
 Lab File: 5M09931.D
 Acq: 10 Aug 2005 14:12



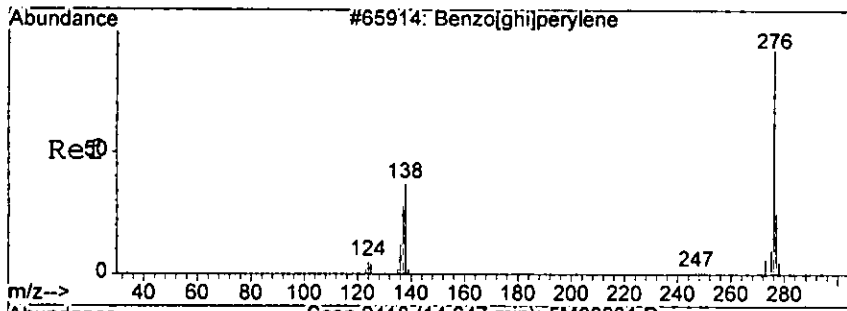
Tgt Ion	Resp	Lower	Upper
278	2476	100	
139	34.6	0.0	66.7
279	27.2	0.0	62.7



Abundance
 Ion 278.00 (277.70 to 278.70): 5M0993
 Ion 139.00 (138.70 to 139.70): 5M0993
 Ion 279.00 (278.70 to 279.70): 5M0993

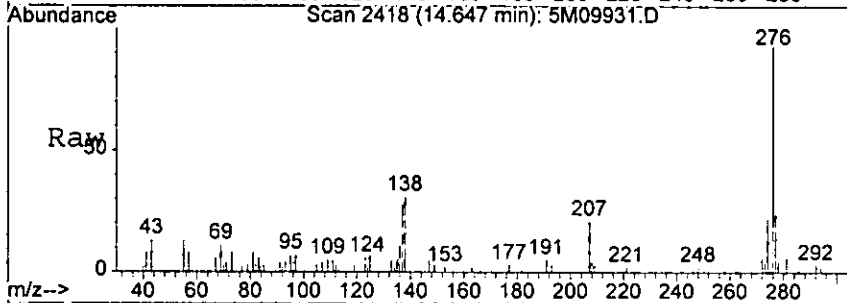


168185



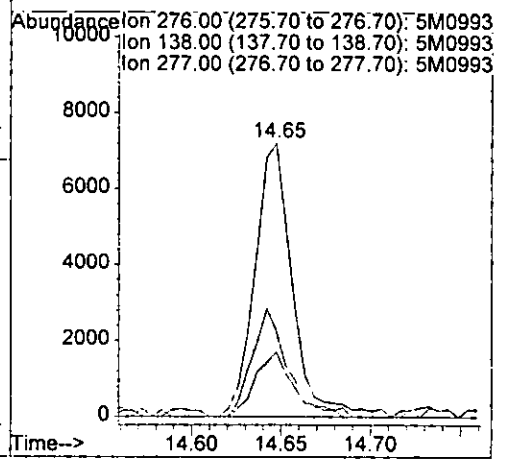
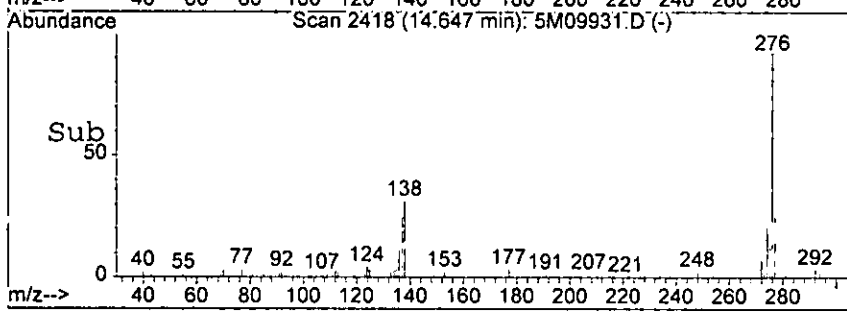
#95
 Benzo[g,h,i]perylene
 Concen: 4.51 ng
 RT: 14.65 min Scan# 2418
 Delta R.T. -0.34 min
 Lab File: 5M09931.D
 Acq: 10 Aug 2005 14:12

0714



Tgt Ion: 276 Resp: 10560

Ion	Ratio	Lower	Upper
276	100		
138	31.4	0.0	78.3
277	23.6	0.0	64.0



Handwritten signature

Form1

ORGANICS SEMIVOLATILE REPORT

0715

Sample Number: AC18916-011(20X)
 Client Id: PCSB-48 (4')
 Data File: 5M10018.D
 Analysis Date: 08/12/05 15:55
 Date Rec/Extracted: 08/04/05-08/09/05

Matrix: Soil
 Initial Vol: 30g
 Final Vol: 1ml
 Dilution: 20
 Solids: 88

Units: mg/Kg

Cas #	Compound	RL	Conc	Cas #	Compound	RL	Conc
120-82-1	1,2,4-Trichlorobenzene	0.13	U	205-99-2	Benzo[b]fluoranthene	0.21	0.81
95-50-1	1,2-Dichlorobenzene	0.30	U	191-24-2	Benzo[g,h,i]perylene	0.11	U
122-66-7	1,2-Diphenylhydrazine	0.25	U	207-08-9	Benzo[k]fluoranthene	0.27	U
541-73-1	1,3-Dichlorobenzene	0.21	U	111-91-1	bis(2-Chloroethoxy)methan	0.18	U
106-46-7	1,4-Dichlorobenzene	0.13	U	111-44-4	bis(2-Chloroethyl)ether	0.34	U
95-95-4	2,4,5-Trichlorophenol	1.2	U	108-60-1	bis(2-chloroisopropyl)ether	0.16	U
88-06-2	2,4,6-Trichlorophenol	0.57	U	117-81-7	bis(2-Ethylhexyl)phthalate	0.48	U
120-83-2	2,4-Dichlorophenol	1.0	U	85-68-7	Butylbenzylphthalate	0.21	U
105-67-9	2,4-Dimethylphenol	0.64	U	86-74-8	Carbazole	0.15	U
51-28-5	2,4-Dinitrophenol	1.4	U	218-01-9	Chrysene	0.22	U
121-14-2	2,4-Dinitrotoluene	0.27	U	84-74-2	Di-n-butylphthalate	0.15	U
606-20-2	2,6-Dinitrotoluene	0.34	U	117-84-0	Di-n-octylphthalate	0.26	U
91-58-7	2-Chloronaphthalene	0.086	U	53-70-3	Dibenzo[a,h]anthracene	0.14	U
95-57-8	2-Chlorophenol	1.4	U	132-64-9	Dibenzofuran	0.98	0.91 J
91-57-6	2-Methylnaphthalene	1.3	3.7	84-66-2	Diethylphthalate	0.18	U
95-48-7	2-Methylphenol	2.8	U	131-11-3	Dimethylphthalate	0.13	U
88-74-4	2-Nitroaniline	0.98	U	206-44-0	Fluoranthene	0.12	1.4
88-75-5	2-Nitrophenol	0.93	U	86-73-7	Fluorene	0.18	8.4
106-44-5	3&4-Methylphenol	2.8	U	118-74-1	Hexachlorobenzene	0.31	U
91-94-1	3,3'-Dichlorobenzidine	1.3	U	87-68-3	Hexachlorobutadiene	0.19	U
99-09-2	3-Nitroaniline	1.9	U	77-47-4	Hexachlorocyclopentadiene	2.0	U
534-52-1	4,6-Dinitro-2-methylphenol	1.4	U	67-72-1	Hexachloroethane	0.26	U
101-55-3	4-Bromophenyl-phenylether	0.31	U	193-39-5	Indeno[1,2,3-cd]pyrene	0.13	U
59-50-7	4-Chloro-3-methylphenol	1.5	U	78-59-1	Isophorone	4.0	U
106-47-8	4-Chloroaniline	5.1	U	621-64-7	N-Nitroso-di-n-propylamine	0.24	U
7005-72-3	4-Chlorophenyl-phenylether	0.21	U	62-75-9	N-Nitrosodimethylamine	8.4	U
100-01-6	4-Nitroaniline	1.1	U	86-30-6	n-Nitrosodiphenylamine	0.21	U
100-02-7	4-Nitrophenol	1.1	U	91-20-3	Naphthalene	0.074	U
83-32-9	Acenaphthene	0.12	8.0	98-95-3	Nitrobenzene	0.21	U
208-96-8	Acenaphthylene	0.11	U	87-86-5	Pentachlorophenol	0.73	U
120-12-7	Anthracene	0.15	2.2	85-01-8	Phenanthrene	0.17	17
92-87-5	Benzdine	7.8	U	108-95-2	Phenol	1.3	U
56-55-3	Benzo[a]anthracene	0.11	U	129-00-0	Pyrene	0.17	2.0
50-32-8	Benzo[a]pyrene	0.13	U				

Worksheet #: 18415

Total Target Concentration 44.42

U - Indicates the compound was analyzed but not detected.
 B - Indicates the analyte was found in the blank as well as in the sample.
 E - Indicates the analyte concentration exceeds the calibration range of the instrument.

R - Retention Time Out
 J - Indicates an estimated value when a compound is detected at less than the specified detection limit.

Data File : G:\GcMsData\2005\Gcms_5\Data\08-12-05\5M10018.D Vial: 22
 Acq On : 12 Aug 2005 15:55 Operator: AHD
 Sample : AC18916-011(20X) Inst : GCMS_5
 Misc : S,BNA:20 Multiplr: 1.00

MS Integration Params: RTEINT.P

Quant Time: Aug 18 12:51 2005

Quant Results File: 5M_0812.RES

Quant Method : G:\GCMSDATA\2005\GCMS_5\METHODS\5M_0812.M (RTE Integrator)
 Title : @GCMS_5,mg,625,8270
 Last Update : Fri Aug 12 11:21:41 2005
 Response via : Initial Calibration
 DataAcq Meth : 5M_RUN5

Internal Standards	R.T.	QIon	Response	Conc	Units	Dev (Min)
1) 1,4-Dichlorobenzene-d4	5.05	152	30651	40.00	ng	0.00
20) Naphthalene-d8	6.09	136	110841	40.00	ng	0.00
36) Acenaphthene-d10	7.42	164	62182	40.00	ng	0.00
61) Phenanthrene-d10	8.78	188	114017	40.00	ng	0.00
77) Chrysene-d12	11.75	240	103041	40.00	ng	0.00
88) Perylene-d12	13.33	264	85701	40.00	ng	0.00

System Monitoring Compounds

4) 2-Fluorophenol	3.72	112	6554	6.06	ng	0.00
Spiked Amount	200.000		Recovery	=	3.03%	
8) Phenol-d5	4.75	99	9586	6.66	ng	0.00
Spiked Amount	200.000		Recovery	=	3.33%	
21) Nitrobenzene-d5	5.53	128	3117	6.39	ng	0.00
Spiked Amount	100.000		Recovery	=	6.39%	
41) 2-Fluorobiphenyl	6.90	172	7896	3.96	ng	0.00
Spiked Amount	100.000		Recovery	=	3.96%	
64) 2,4,6-Tribromophenol	8.11	330	1841	7.93	ng	0.00
Spiked Amount	200.000		Recovery	=	3.97%	
80) Terphenyl-d14	10.55	244	9228	3.95	ng	0.00
Spiked Amount	100.000		Recovery	=	3.95%	

Target Compounds

Target Compounds	R.T.	QIon	Response	Conc	Units	Qvalue
34) 2-Methylnaphthalene	6.63	142	9603	4.92	ng	91
50) Acenaphthene	7.45	153	18939	10.56	ng	92
53) Dibenzofuran	7.56	168	3100	1.20	ng	84
57) Fluorene	7.89	166	22886	11.05	ng	91
70) Phenanthrene	8.81	178	73003	21.93	ng	98
71) Anthracene	8.85	178	9556m	2.84	ng	
76) Fluoranthene	10.08	202	6592	1.79	ng	97
78) Pyrene	10.33	202	10368	2.67	ng	88
90) Benzo[b]fluoranthene	12.94	252	3662m	1.07	ng	

1818

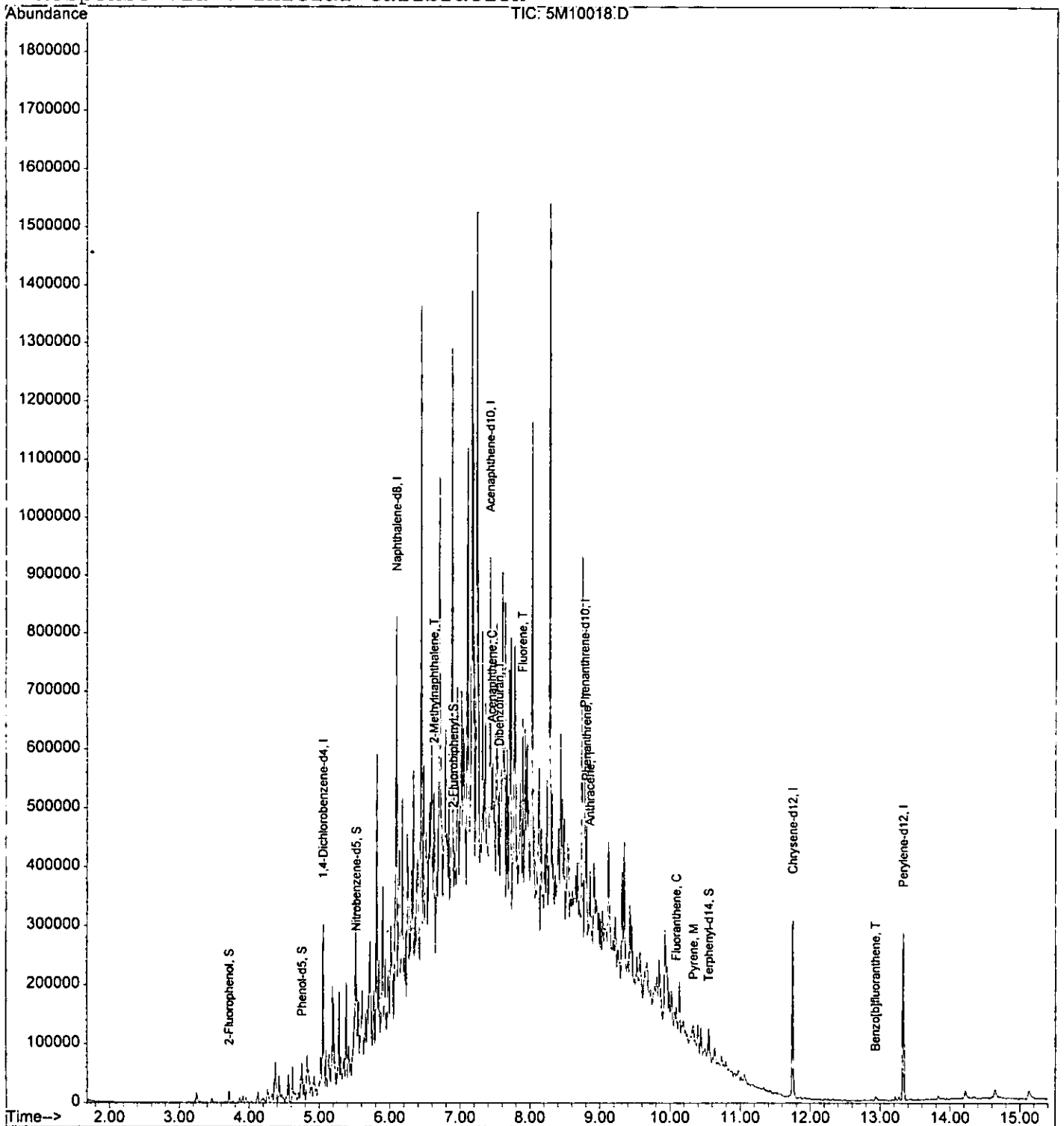
(#) = qualifier out of range (m) = manual integration

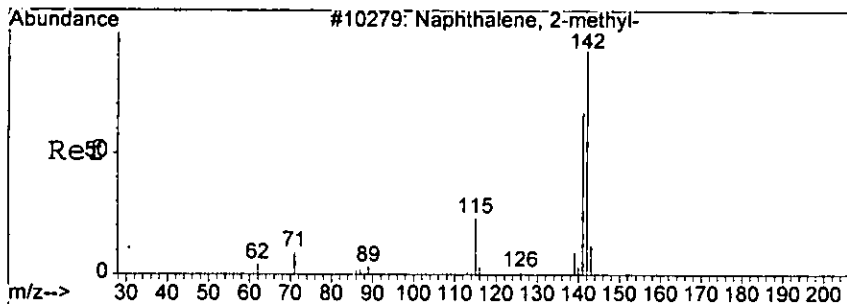
Quantitation Report

Data File : G:\GcMsData\2005\Gcms_5\Data\08-12-05\5M10018.D Vial: 228
Acq On : 12 Aug 2005 15:55 Operator: AHD
Sample : AC18916-011(20X) Inst : GCMS_5
Misc : S,BNA:20 Multiplr: 1.00
MS Integration Params: RTEINT.P
Quant Time: Aug 18 12:51 2005

Quant Results File: 5M_0812.RES

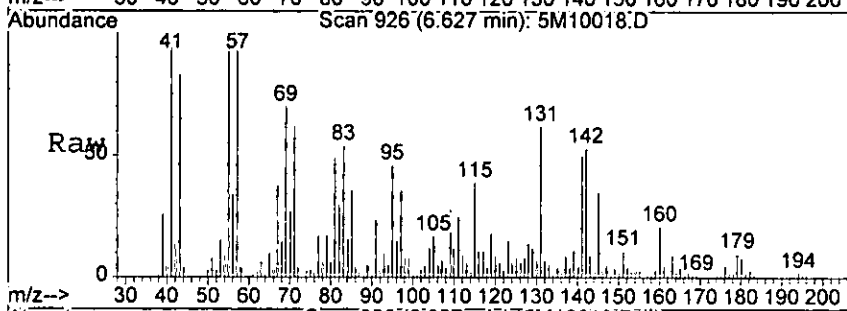
Method : G:\GCMSDATA\2005\GCMS_5\METHODS\5M_0812.M (RTE Integrator)
Title : @GCMS_5,mg,625,8270
Last Update : Fri Aug 12 11:21:41 2005
Response via : Initial Calibration



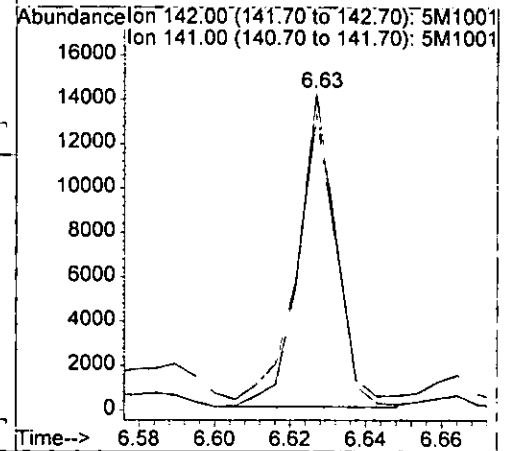
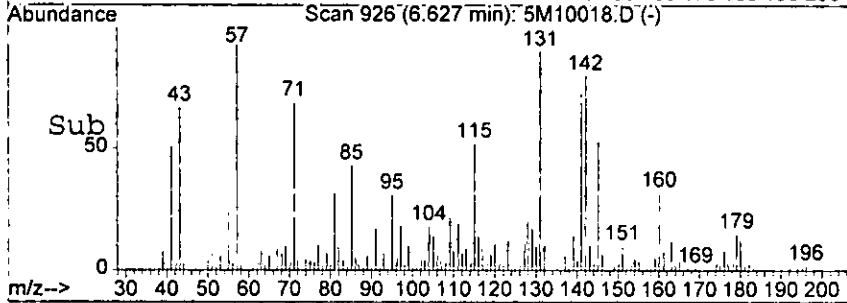


#34
 2-Methylnaphthalene
 Concen: 4.92 ng
 RT: 6.63 min Scan# 926
 Delta R.T. 0.00 min
 Lab File: 5M10018.D
 Acq: 12 Aug 2005 15:55

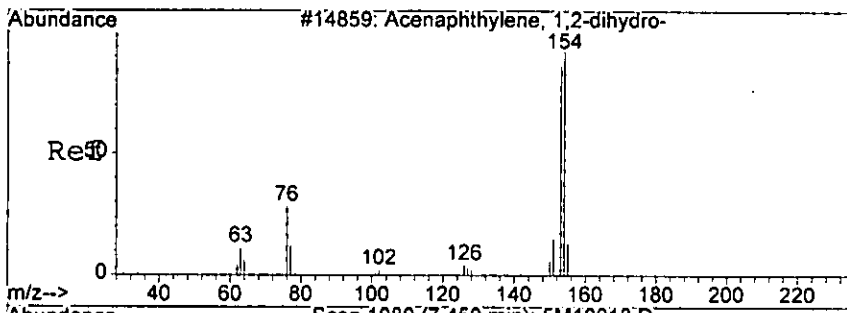
0718



Tgt Ion: 142 Resp: 9603
 Ion Ratio Lower Upper
 142 100
 141 89.8 42.0 122.0

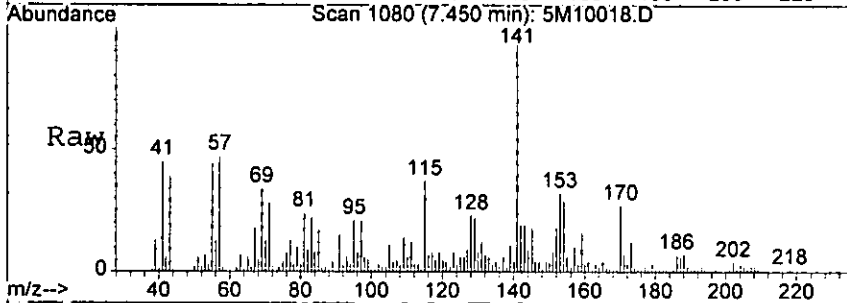


L8185

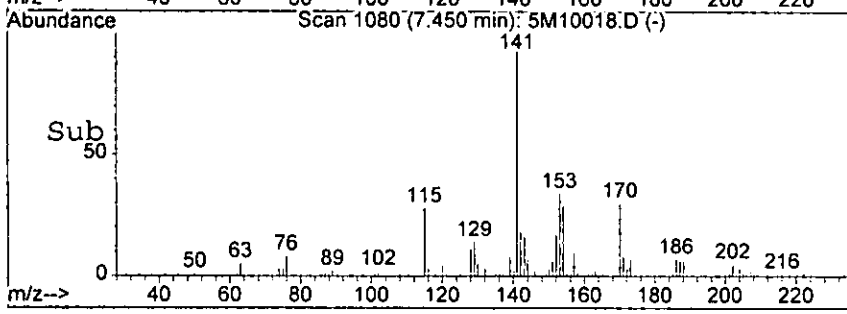
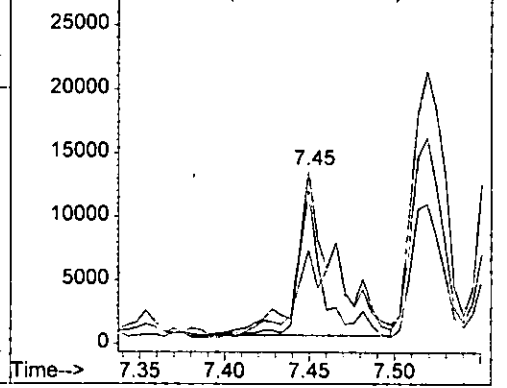


#50
 Acenaphthene
 Concen: 10.56 ng
 RT: 7.45 min Scan# 1080
 Delta R.T. 0.00 min
 Lab File: 5M10018.D
 Acq: 12 Aug 2005 15:55

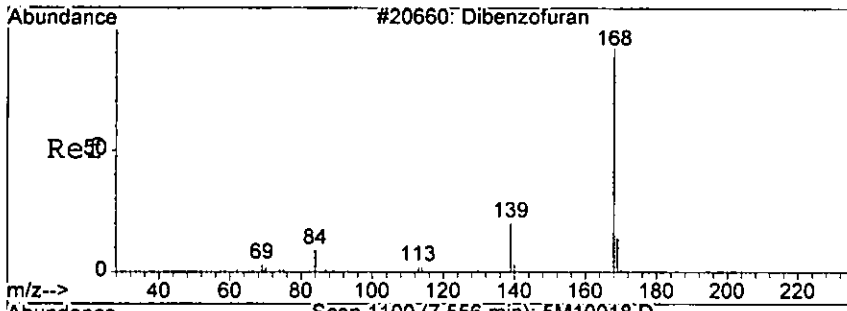
Tgt Ion	Resp	Lower	Upper
153	18939		
153	100		
152	51.1	5.1	85.1
154	89.7	57.6	137.6



Abundance Ion 153.00 (152.70 to 153.70): 5M10018.D
 Ion 152.00 (151.70 to 152.70): 5M10018.D
 Ion 154.00 (153.70 to 154.70): 5M10018.D



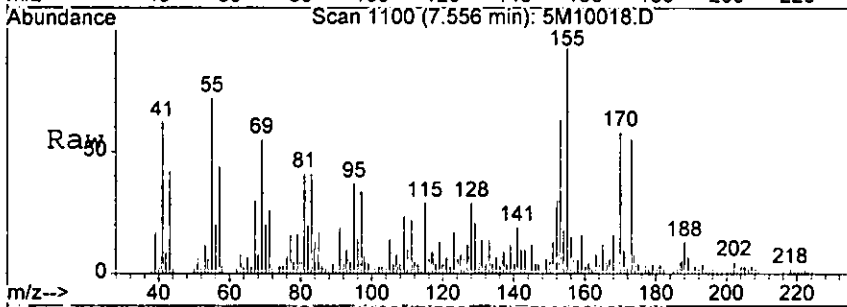
1080



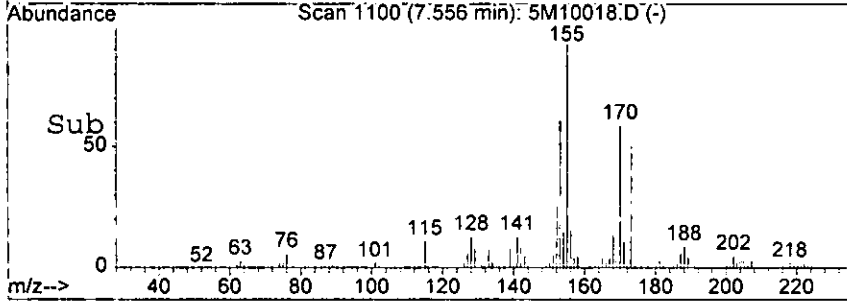
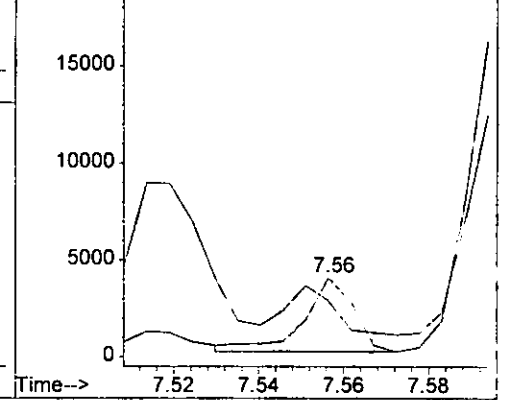
#53
 Dibenzofuran
 Concen: 1.20 ng
 RT: 7.56 min Scan# 1100
 Delta R.T. -0.04 min
 Lab File: 5M10018.D
 Acq: 12 Aug 2005 15:55

0720

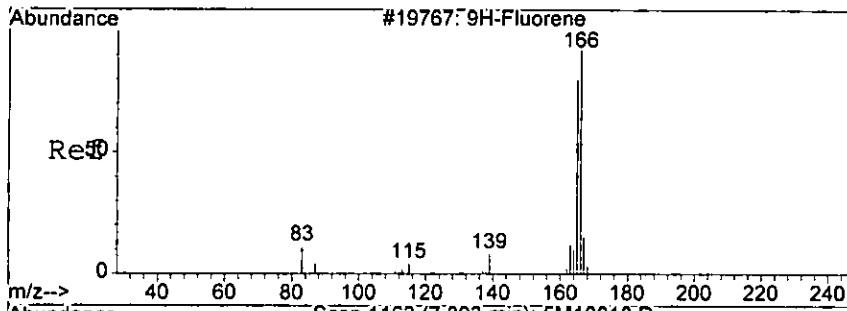
Tgt Ion: 168 Resp: 3100
 Ion Ratio Lower Upper
 168 100
 139 46.5 7.1 67.1



Abundance Ion 168.00 (167.70 to 168.70): 5M10018.D
 Ion 139.00 (138.70 to 139.70): 5M10018.D

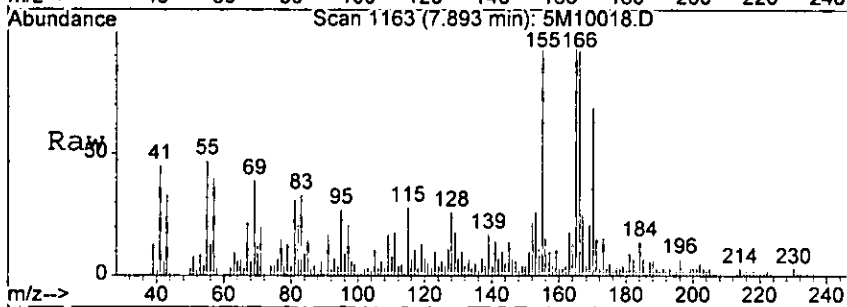


Leiser

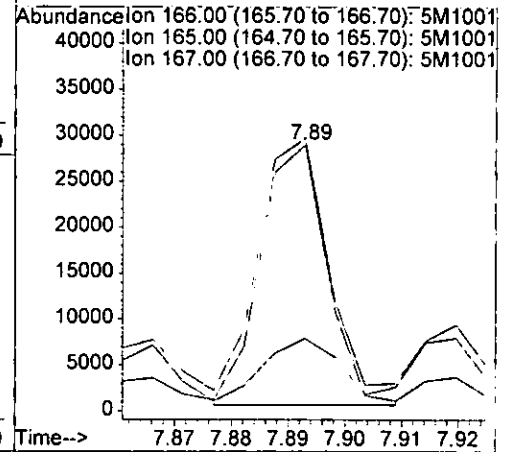
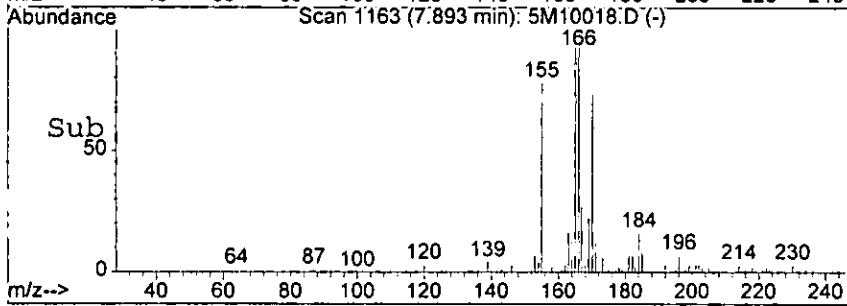


#57
 Fluorene
 Concen: 11.05 ng
 RT: 7.89 min Scan# 1163
 Delta R.T. 0.01 min
 Lab File: 5M10018.D
 Acq: 12 Aug 2005 15:55

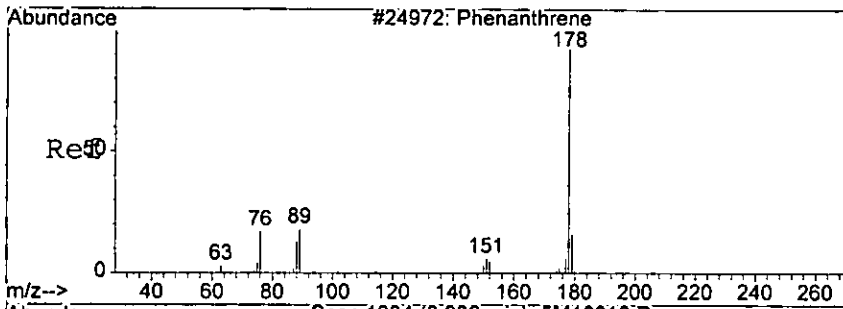
0721



Tgt Ion	Resp	Lower	Upper
166	22886	100	
165	98.6	52.1	132.1
167	24.5	0.0	53.7

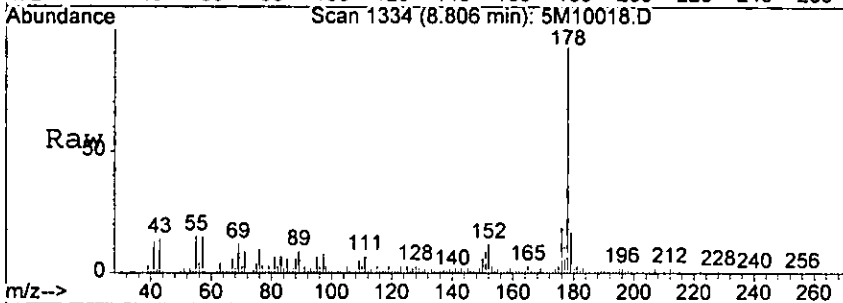


Low



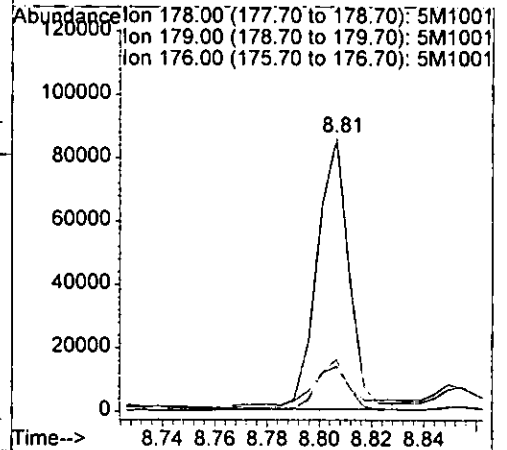
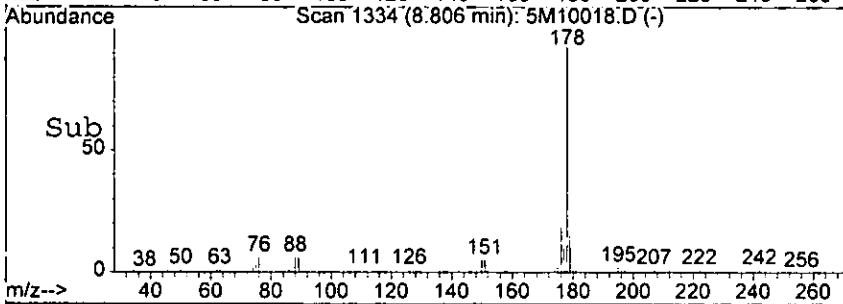
#70
 Phenanthrene
 Concn: 21.93 ng
 RT: 8.81 min Scan# 1334
 Delta R.T. 0.01 min
 Lab File: 5M10018.D
 Acq: 12 Aug 2005 15:55

0722

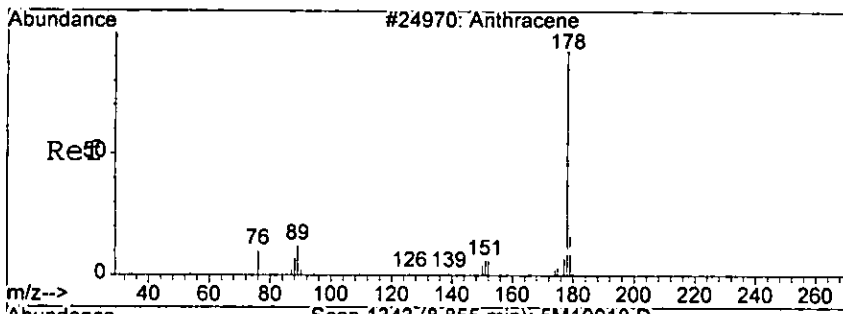


Tgt Ion: 178 Resp: 73003

Ion	Ratio	Lower	Upper
178	100		
179	15.1	0.0	54.9
176	18.9	0.0	57.7

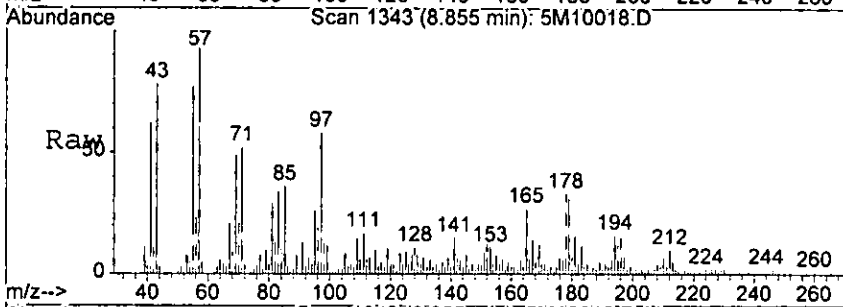


1818



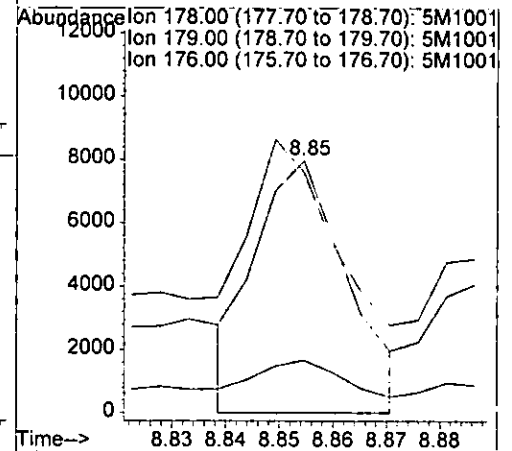
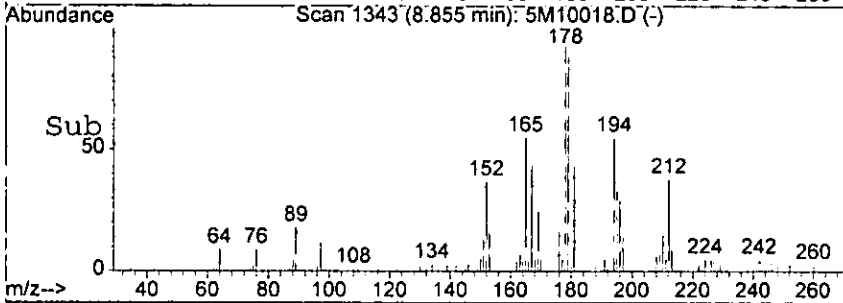
#71
 Anthracene
 Concen: 2.84 ng m
 RT: 8.85 min Scan# 1343
 Delta R.T. 0.00 min
 Lab File: 5M10018.D
 Acq: 12 Aug 2005 15:55

0723

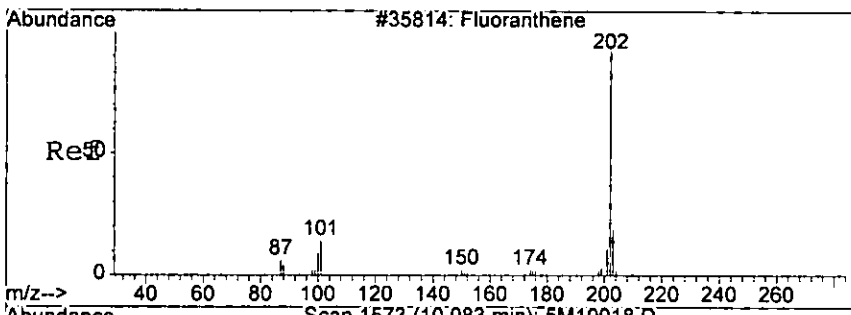


Tgt Ion: 178 Resp: 9556

Ion	Ratio	Lower	Upper
178	100		
179	95.5	0.0	54.3#
176	20.9	0.0	57.7



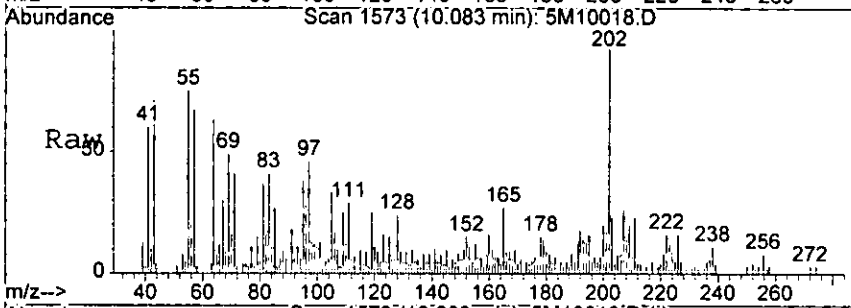
Later



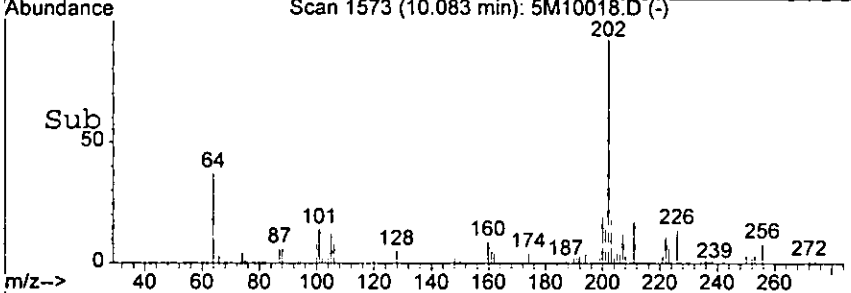
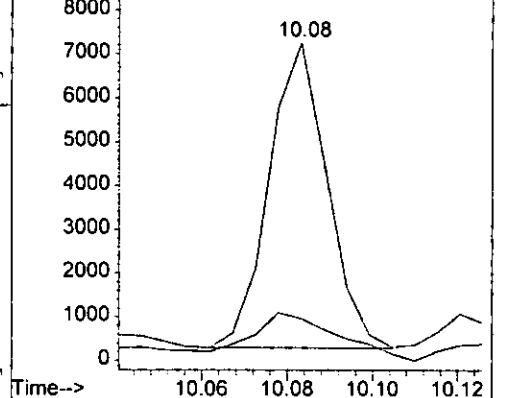
#76
 Fluoranthene
 Concen: 1.79 ng
 RT: 10.08 min Scan# 1573
 Delta R.T. 0.00 min
 Lab File: 5M10018.D
 Acq: 12 Aug 2005 15:55

0724

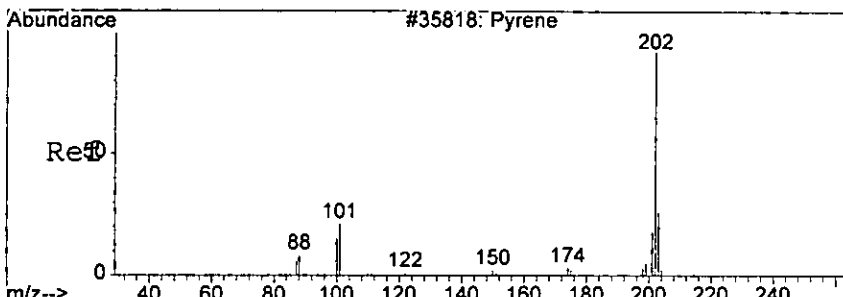
Tgt Ion: 202 Resp: 6592
 Ion Ratio Lower Upper
 202 100
 101 11.4 0.0 52.5



Abundance Ion 202.00 (201.70 to 202.70): 5M1001
 Ion 101.00 (100.70 to 101.70): 5M1001



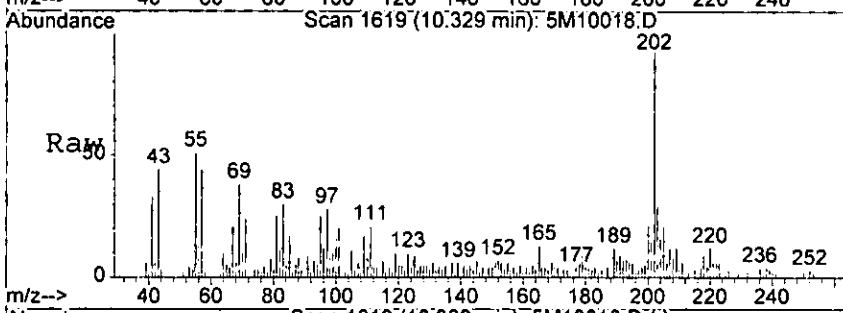
Lower



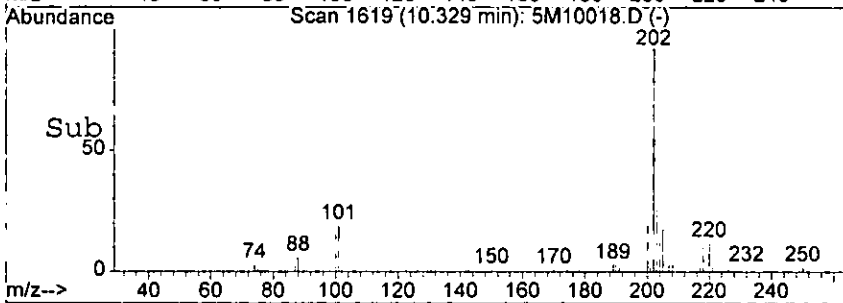
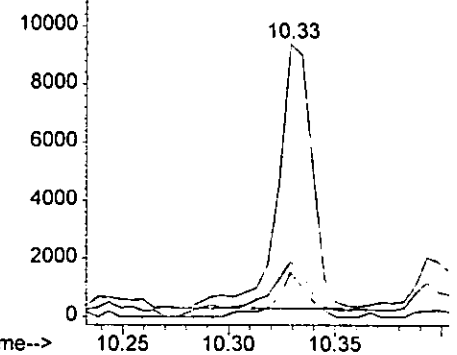
#78
 Pyrene
 Concen: 2.67 ng
 RT: 10.33 min Scan# 1619
 Delta R.T. -0.01 min
 Lab File: 5M10018.D
 Acq: 12 Aug 2005 15:55

0725

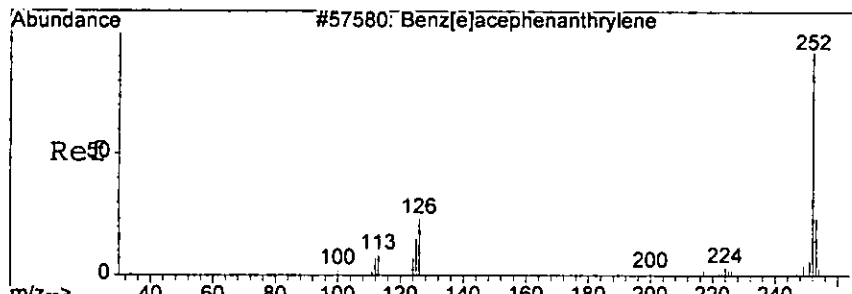
Tgt Ion	Ratio	Lower	Upper
202	100		
101	20.8	0.0	55.5
100	16.8	0.0	52.1



Abundance
 Ion 202.00 (201.70 to 202.70): 5M10018.D
 Ion 101.00 (100.70 to 101.70): 5M10018.D
 Ion 100.00 (99.70 to 100.70): 5M10018.D

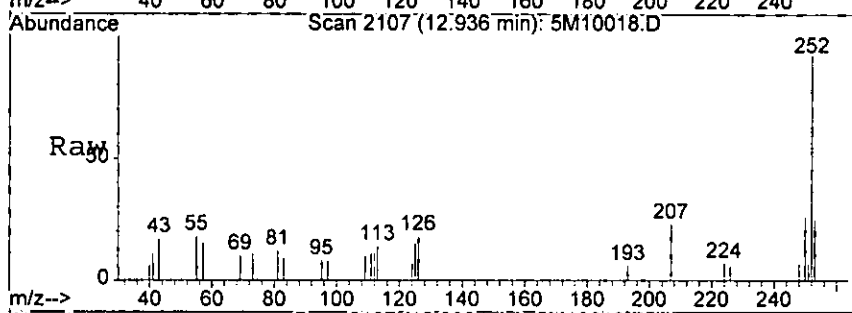


10/18/05



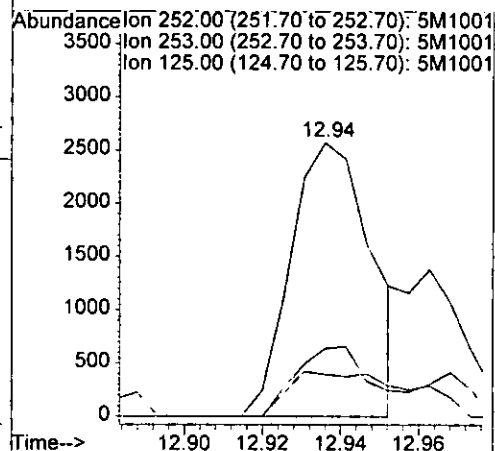
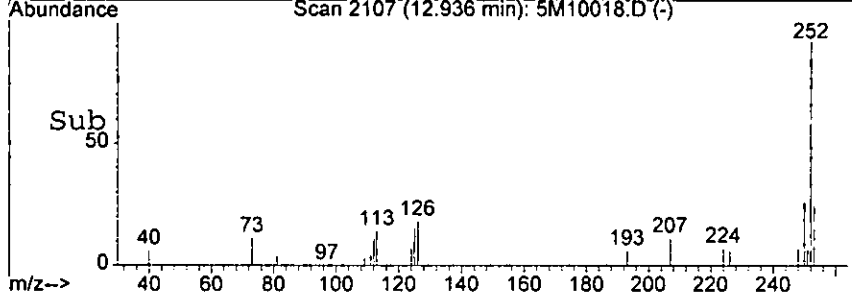
#90
 Benzo[b]fluoranthene
 Concen: 1.07 ng m
 RT: 12.94 min Scan# 2107
 Delta R.T. -0.01 min
 Lab File: 5M10018.D
 Acq: 12 Aug 2005 15:55

0726



Tgt Ion: 252 Resp: 3662

Ion	Ratio	Lower	Upper
252	100		
253	24.7	0.0	61.6
125	15.4	0.0	54.8



12.94

Form1

ORGANICS SEMIVOLATILE REPORT

Sample Number: AC18916-012
 Client Id: PCSB-48 (11')
 Data File: 5M09942.D
 Analysis Date: 08/10/05 18:12
 Date Rec/Extracted: 08/04/05-08/09/05

Matrix: Soil
 Initial Vol: 30g
 Final Vol: 1ml
 Dilution: 1
 Solids: 59

Units: mg/Kg

Cas #	Compound	RL	Conc	Cas #	Compound	RL	Conc
120-82-1	1,2,4-Trichlorobenzene	0.0099	U	205-99-2	Benzo[b]fluoranthene	0.016	U
95-50-1	1,2-Dichlorobenzene	0.023	U	191-24-2	Benzo[g,h,i]perylene	0.0081	U
122-66-7	1,2-Diphenylhydrazine	0.019	U	207-08-9	Benzo[k]fluoranthene	0.020	U
541-73-1	1,3-Dichlorobenzene	0.016	U	111-91-1	bis(2-Chloroethoxy)methan	0.013	U
106-46-7	1,4-Dichlorobenzene	0.0099	U	111-44-4	bis(2-Chloroethyl)ether	0.025	U
95-95-4	2,4,5-Trichlorophenol	0.088	U	108-60-1	bis(2-chloroisopropyl)ether	0.012	U
88-06-2	2,4,6-Trichlorophenol	0.043	U	117-81-7	bis(2-Ethylhexyl)phthalate	0.036	U
120-83-2	2,4-Dichlorophenol	0.075	U	85-68-7	Butylbenzylphthalate	0.015	U
105-67-9	2,4-Dimethylphenol	0.048	U	86-74-8	Carbazole	0.011	U
51-28-5	2,4-Dinitrophenol	0.10	U	218-01-9	Chrysene	0.016	U
121-14-2	2,4-Dinitrotoluene	0.020	U	84-74-2	Di-n-butylphthalate	0.011	U
606-20-2	2,6-Dinitrotoluene	0.025	U	117-84-0	Di-n-octylphthalate	0.019	U
91-58-7	2-Chloronaphthalene	0.0064	U	53-70-3	Dibenzo[a,h]anthracene	0.010	U
95-57-8	2-Chlorophenol	0.10	U	132-64-9	Dibenzofuran	0.073	U
91-57-6	2-Methylnaphthalene	0.097	U	84-66-2	Diethylphthalate	0.013	U
95-48-7	2-Methylphenol	0.21	U	131-11-3	Dimethylphthalate	0.0097	U
88-74-4	2-Nitroaniline	0.073	U	206-44-0	Fluoranthene	0.0093	U
88-75-5	2-Nitrophenol	0.070	U	86-73-7	Fluorene	0.014	U
106-44-5	3&4-Methylphenol	0.21	U	118-74-1	Hexachlorobenzene	0.023	U
91-94-1	3,3'-Dichlorobenzidine	0.099	U	87-68-3	Hexachlorobutadiene	0.014	U
99-09-2	3-Nitroaniline	0.14	U	77-47-4	Hexachlorocyclopentadiene	0.15	U
534-52-1	4,6-Dinitro-2-methylphenol	0.11	U	67-72-1	Hexachloroethane	0.020	U
101-55-3	4-Bromophenyl-phenylether	0.023	U	193-39-5	Indeno[1,2,3-cd]pyrene	0.0096	U
59-50-7	4-Chloro-3-methylphenol	0.11	U	78-59-1	Isophorone	0.30	U
106-47-8	4-Chloroaniline	0.38	U	621-64-7	N-Nitroso-di-n-propylamine	0.018	U
7005-72-3	4-Chlorophenyl-phenylether	0.016	U	62-75-9	N-Nitrosodimethylamine	0.63	U
100-01-6	4-Nitroaniline	0.084	U	86-30-6	n-Nitrosodiphenylamine	0.015	U
100-02-7	4-Nitrophenol	0.080	U	91-20-3	Naphthalene	0.0055	U
83-32-9	Acenaphthene	0.0093	U	98-95-3	Nitrobenzene	0.016	U
208-96-8	Acenaphthylene	0.0085	U	87-86-5	Pentachlorophenol	0.055	U
120-12-7	Anthracene	0.011	U	85-01-8	Phenanthrene	0.013	U
92-87-5	Benzidine	0.58	U	108-95-2	Phenol	0.093	U
56-55-3	Benzo[a]anthracene	0.0079	U	129-00-0	Pyrene	0.013	U
50-32-8	Benzo[a]pyrene	0.0094	0.19				

Worksheet #: 18415

Total Target Concentration 0.19

U - Indicates the compound was analyzed but not detected.
 B - Indicates the analyte was found in the blank as well as in the sample.
 E - Indicates the analyte concentration exceeds the calibration range of the instrument.

R - Retention Time Out
 J - Indicates an estimated value when a compound is detected at less than the specified detection limit.

0728

Data File : G:\GcMsData\2005\Gcms_5\Data\08-10-05\5M09942.D Vial: 3
 Acq On : 10 Aug 2005 18:12 Operator: AHD
 Sample : AC18916-012 Inst : GCMS_5
 Misc : S,BNA Multiplr: 1.00

MS Integration Params: RTEINT.P

Quant Time: Aug 18 12:52 2005

Quant Results File: 5M_0722.RES

Quant Method : G:\GCMSDATA\2005\GCMS_5\METHODS\5M_0722.M (RTE Integrator)
 Title : @GCMS_5,mg,625,8270
 Last Update : Fri Jul 22 11:19:45 2005
 Response via : Initial Calibration
 DataAcq Meth : 5M_RUN5

Internal Standards	R.T.	QIon	Response	Conc	Units	Dev (Min)
1) 1,4-Dichlorobenzene-d4	5.08	152	28577	40.00	ng	-0.17
20) Naphthalene-d8	6.12	136	103157	40.00	ng	-0.16
36) Acenaphthene-d10	7.45	164	58718	40.00	ng	-0.19
61) Phenanthrene-d10	8.81	188	96130	40.00	ng	-0.22
77) Chrysene-d12	11.78	240	69867	40.00	ng	-0.25
88) Perylene-d12	13.37	264	56959	40.00	ng	-0.25
System Monitoring Compounds						
4) 2-Fluorophenol	3.75	112	135941	141.24	ng	-0.21
Spiked Amount	200.000		Recovery	=	70.62%	
8) Phenol-d5	4.79	99	181757	129.14	ng	-0.16
Spiked Amount	200.000		Recovery	=	64.57%	
21) Nitrobenzene-d5	5.55	128	35571	78.76	ng	-0.16
Spiked Amount	100.000		Recovery	=	78.76%	
41) 2-Fluorobiphenyl	6.93	172	149147	81.26	ng	-0.16
Spiked Amount	100.000		Recovery	=	81.26%	
64) 2,4,6-Tribromophenol	8.14	330	34824	169.27	ng	-0.21
Spiked Amount	200.000		Recovery	=	84.64%	
80) Terphenyl-d14	10.59	244	137524	83.32	ng	-0.22
Spiked Amount	100.000		Recovery	=	83.32%	
Target Compounds						Qvalue
92) Benzo[a]pyrene	13.39	252	7299	3.45	ng	98

HAIS

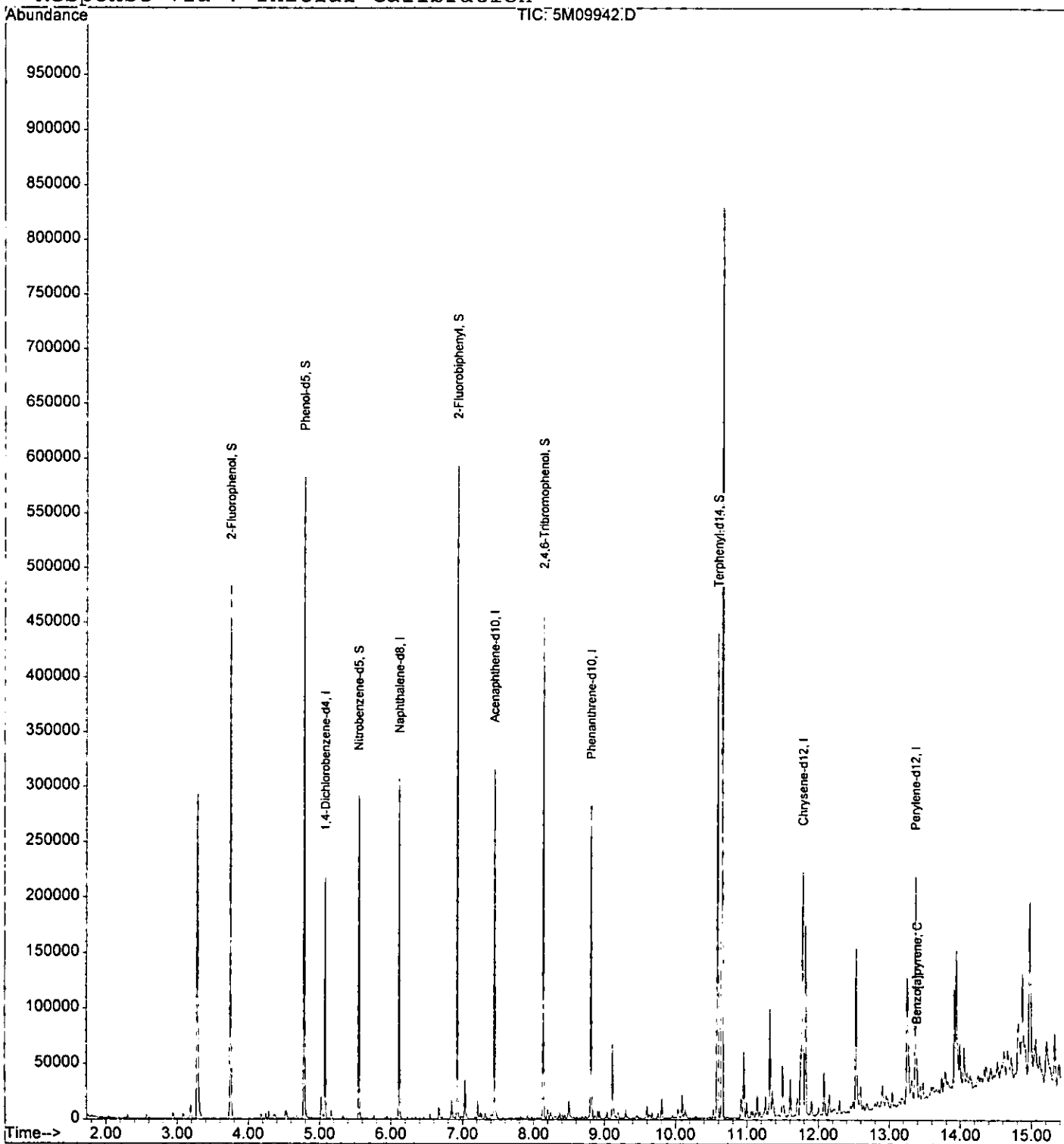
(#) = qualifier out of range (m) = manual integration

Quantitation Report

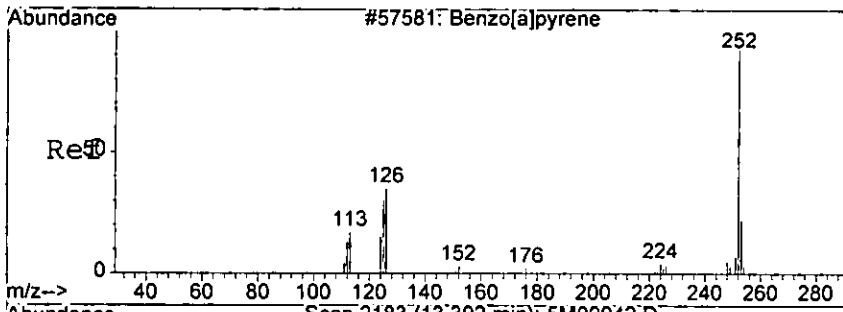
Data File : G:\GcMsData\2005\Gcms_5\Data\08-10-05\5M09942.D Vial: 3
Acq On : 10 Aug 2005 18:12 Operator: AHD
Sample : AC18916-012 Inst : GCMS_5
Misc : S,BNA Multiplr: 1.00
MS Integration Params: RTEINT.P
Quant Time: Aug 18 12:52 2005

Quant Results File: 5M_0722.RES

Method : G:\GCMSDATA\2005\GCMS_5\METHODS\5M_0722.M (RTE Integrator)
Title : @GCMS_5,mg,625,8270
Last Update : Fri Jul 22 11:19:45 2005
Response via : Initial Calibration

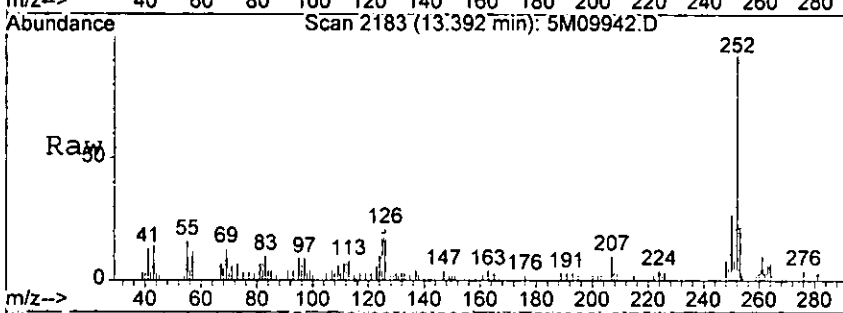


0730

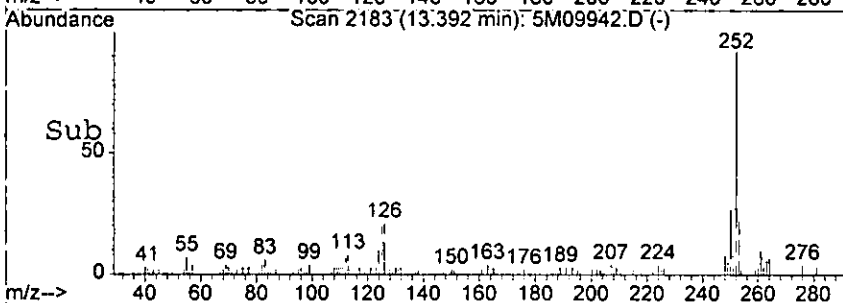
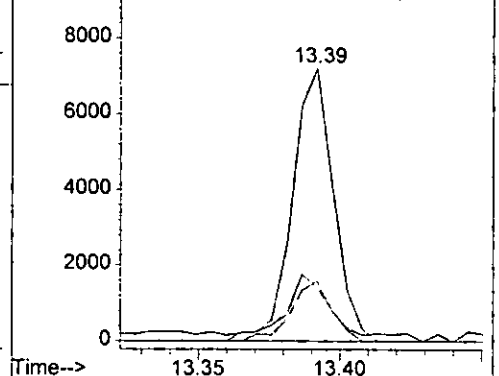


#92
Benzo[a]pyrene
Concn: 3.45 ng
RT: 13.39 min Scan# 2183
Delta R.T. -0.18 min
Lab File: 5M09942.D
Acq: 10 Aug 2005 18:12

Tgt Ion	Resp	Lower	Upper
252	7299	100	
253	22.0	0.0	61.5
125	17.6	0.0	56.0



Abundance Ion 252.00 (251.70 to 252.70): 5M0994
Ion 253.00 (252.70 to 253.70): 5M0994
Ion 125.00 (124.70 to 125.70): 5M0994



10/18

Form1

ORGANICS SEMIVOLATILE REPORT

0731

Sample Number: AC18916-013
 Client Id: PCSB-47 (0.5')
 Data File: 5M09980.D
 Analysis Date: 08/11/05 17:43
 Date Rec/Extracted: 08/04/05-08/09/05

Matrix: Soil
 Initial Vol: 30g
 Final Vol: 1ml
 Dilution: 1
 Solids: 92

Units: mg/Kg

Cas #	Compound	RL	Conc	Cas #	Compound	RL	Conc
120-82-1	1,2,4-Trichlorobenzene	0.0063	U	205-99-2	Benzo[b]fluoranthene	0.010	0.79
95-50-1	1,2-Dichlorobenzene	0.015	U	191-24-2	Benzo[g,h,i]perylene	0.0052	0.43
122-66-7	1,2-Diphenylhydrazine	0.012	U	207-08-9	Benzo[k]fluoranthene	0.013	0.27
541-73-1	1,3-Dichlorobenzene	0.010	U	111-91-1	bis(2-Chloroethoxy)methan	0.0085	U
106-46-7	1,4-Dichlorobenzene	0.0064	U	111-44-4	bis(2-Chloroethyl)ether	0.016	U
95-95-4	2,4,5-Trichlorophenol	0.056	U	108-60-1	bis(2-chloroisopropyl)ether	0.0075	U
88-06-2	2,4,6-Trichlorophenol	0.027	U	117-81-7	bis(2-Ethylhexyl)phthalat	0.023	0.059
120-83-2	2,4-Dichlorophenol	0.048	U	85-68-7	Butylbenzylphthalate	0.0098	U
105-67-9	2,4-Dimethylphenol	0.031	U	86-74-8	Carbazole	0.0070	0.068
51-28-5	2,4-Dinitrophenol	0.067	U	218-01-9	Chrysene	0.010	0.60
121-14-2	2,4-Dinitrotoluene	0.013	U	84-74-2	Di-n-butylphthalate	0.0073	U
606-20-2	2,6-Dinitrotoluene	0.016	U	117-84-0	Di-n-octylphthalate	0.012	U
91-58-7	2-Chloronaphthalene	0.0041	U	53-70-3	Dibenzo[a,h]anthracene	0.0066	0.13
95-57-8	2-Chlorophenol	0.067	U	132-64-9	Dibenzofuran	0.047	0.074
91-57-6	2-Methylnaphthalene	0.062	0.18	84-66-2	Diethylphthalate	0.0085	U
95-48-7	2-Methylphenol	0.14	U	131-11-3	Dimethylphthalate	0.0062	U
88-74-4	2-Nitroaniline	0.047	U	206-44-0	Fluoranthene	0.0060	1.0
88-75-5	2-Nitrophenol	0.045	U	86-73-7	Fluorene	0.0087	0.053
106-44-5	3&4-Methylphenol	0.13	U	118-74-1	Hexachlorobenzene	0.015	U
91-94-1	3,3'-Dichlorobenzidine	0.064	U	87-68-3	Hexachlorobutadiene	0.0089	U
99-09-2	3-Nitroaniline	0.091	U	77-47-4	Hexachlorocyclopentadiene	0.098	U
534-52-1	4,6-Dinitro-2-methylphenol	0.069	U	67-72-1	Hexachloroethane	0.013	U
101-55-3	4-Bromophenyl-phenylether	0.015	U	193-39-5	Indeno[1,2,3-cd]pyrene	0.0061	0.36
59-50-7	4-Chloro-3-methylphenol	0.073	U	78-59-1	Isophorone	0.19	U
106-47-8	4-Chloroaniline	0.25	U	621-64-7	N-Nitroso-di-n-propylamine	0.012	U
7005-72-3	4-Chlorophenyl-phenylether	0.010	U	62-75-9	N-Nitrosodimethylamine	0.40	U
100-01-6	4-Nitroaniline	0.054	U	86-30-6	n-Nitrosodiphenylamine	0.0099	U
100-02-7	4-Nitrophenol	0.051	U	91-20-3	Naphthalene	0.0035	0.17
83-32-9	Acenaphthene	0.0060	0.057	98-95-3	Nitrobenzene	0.010	U
208-96-8	Acenaphthylene	0.0055	0.087	87-86-5	Pentachlorophenol	0.035	U
120-12-7	Anthracene	0.0072	0.13	85-01-8	Phenanthrene	0.0081	0.63
92-87-5	Benzidine	0.37	U	108-95-2	Phenol	0.060	U
56-55-3	Benzo[a]anthracene	0.0051	0.54	129-00-0	Pyrene	0.0083	0.95
50-32-8	Benzo[a]pyrene	0.0060	0.53				

Worksheet #: 18415

Total Target Concentration 7.108

U - Indicates the compound was analyzed but not detected.
 B - Indicates the analyte was found in the blank as well as in the sample.
 E - Indicates the analyte concentration exceeds the calibration range of the instrument.

R - Retention Time Out
 J - Indicates an estimated value when a compound is detected at less than the specified detection limit.

8632
232
5

Data File : G:\GcMsData\2005\Gcms_5\Data\08-11-05\5M09980.D Vial: 8632
 Acq On : 11 Aug 2005 17:43 Operator: AHD
 Sample : AC18916-013 Inst : GCMS_5
 Misc : S,BNA Multiplr: 1.00
 MS Integration Params: RTEINT.P
 Quant Time: Aug 18 12:53 2005

Quant Results File: 5M_0722.RES

Quant Method : G:\GCMSDATA\2005\GCMS_5\METHODS\5M_0722.M (RTE Integrator)
 Title : @GCMS_5,mg,625,8270
 Last Update : Fri Jul 22 11:19:45 2005
 Response via : Initial Calibration
 DataAcq Meth : 5M_RUN5

Internal Standards	R.T.	QIon	Response	Conc	Units	Dev(Min)
1) 1,4-Dichlorobenzene-d4	5.07	152	25297	40.00	ng	-0.18
20) Naphthalene-d8	6.11	136	99255	40.00	ng	-0.17
36) Acenaphthene-d10	7.44	164	54278	40.00	ng	-0.20
61) Phenanthrene-d10	8.80	188	85004	40.00	ng	-0.22
77) Chrysene-d12	11.78	240	62229	40.00	ng	-0.26
88) Perylene-d12	13.36	264	50733	40.00	ng	-0.26

System Monitoring Compounds

4) 2-Fluorophenol	3.74	112	116151	136.32	ng	-0.22
Spiked Amount	200.000		Recovery	=	68.16%	
8) Phenol-d5	4.77	99	153661	123.34	ng	-0.18
Spiked Amount	200.000		Recovery	=	61.67%	
21) Nitrobenzene-d5	5.54	128	29386	67.62	ng	-0.18
Spiked Amount	100.000		Recovery	=	67.62%	
41) 2-Fluorobiphenyl	6.92	172	123369	72.71	ng	-0.18
Spiked Amount	100.000		Recovery	=	72.71%	
64) 2,4,6-Tribromophenol	8.13	330	25197	138.50	ng	-0.21
Spiked Amount	200.000		Recovery	=	69.25%	
80) Terphenyl-d14	10.58	244	106569	72.49	ng	-0.23
Spiked Amount	100.000		Recovery	=	72.49%	

Target Compounds

Target Compounds	R.T.	QIon	Response	Conc	Units	Qvalue
30) Naphthalene	6.13	128	11855	4.56	ng	99
34) 2-Methylnaphthalene	6.64	142	9064	5.05	ng	97
47) Acenaphthylene	7.33	152	5841	2.41	ng	96
50) Acenaphthene	7.47	153	2371	1.58	ng	98
53) Dibenzofuran	7.61	168	4466	2.05	ng	96
57) Fluorene	7.91	166	2558	1.45	ng	95
70) Phenanthrene	8.83	178	42550	17.36	ng	99
71) Anthracene	8.88	178	8780	3.52	ng	99
72) Carbazole	9.05	167	4303	1.89	ng	97
76) Fluoranthene	10.11	202	76773	28.73	ng	93
78) Pyrene	10.36	202	65218	26.17	ng	94
85) Benzo[a]anthracene	11.77	228	34108	14.91	ng	96
86) Chrysene	11.81	228	34734	16.55	ng	98
87) bis(2-Ethylhexyl)phthalate	11.90	149	2475	1.63	ng	95
90) Benzo[b]fluoranthene	12.97	252	43504m	21.72	ng	
91) Benzo[k]fluoranthene	13.00	252	14900m	7.35	ng	
92) Benzo[a]pyrene	13.30	252	27713	14.70	ng	95
93) Indeno[1,2,3-cd]pyrene	14.38	276	20376	9.98	ng	97
94) Dibenzo[a,h]anthracene	14.40	278	5965m	3.52	ng	

(#) = qualifier out of range (m) = manual integration

118185

Data File : G:\GcMsData\2005\Gcms_5\Data\08-11-05\5M09980.D Vial: 32
Acq On : 11 Aug 2005 17:43 Operator: AHD
Sample : AC18916-013 Inst : GCMS_5
Misc : S,BNA Multiplr: 1.00

MS Integration Params: RTEINT.P

Quant Time: Aug 18 12:53 2005

Quant Results File: 5M_0722.RES

Quant Method : G:\GCMSDATA\2005\GCMS_5\METHODS\5M_0722.M (RTE Integrator)
Title : @GCMS_5,mg,625,8270
Last Update : Fri Jul 22 11:19:45 2005
Response via : Initial Calibration
DataAcq Meth : 5M_RUN5

Compound	R.T.	QIon	Response	Conc	Unit	Qvalue
95) Benzo[g,h,i]perylene	14.64	276	20048	11.74	ng	97

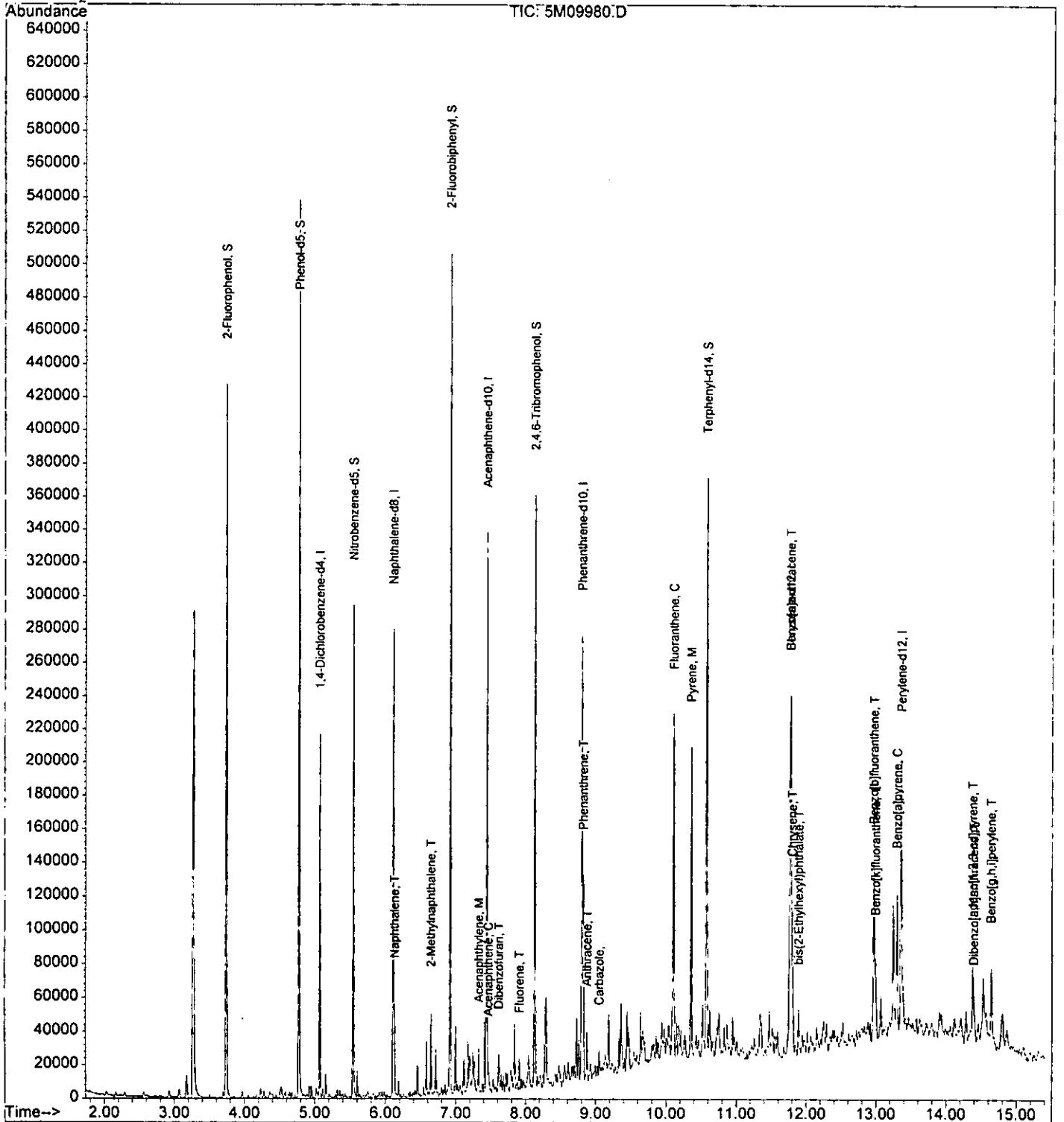
(#) = qualifier out of range (m) = manual integration

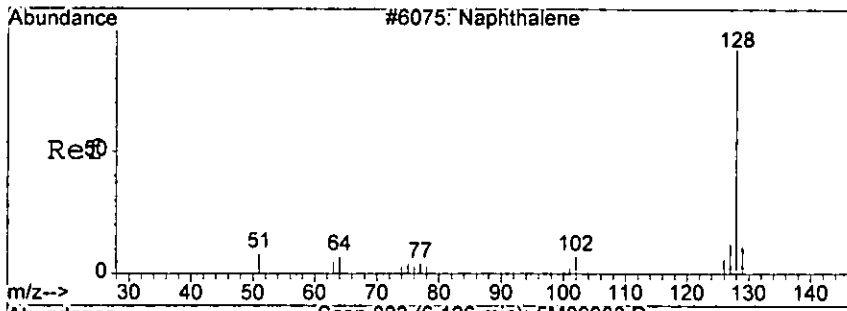
Quantitation Report

Data File : G:\GcMsData\2005\GcMs_5\Data\08-11-05\5M09980.D Vial: 92
Acq On : 11 Aug 2005 17:43 Operator: AHD
Sample : AC18916-013 Inst : GCM5752
Misc : S,BNA Multiplr: 1.00
MS Integration Params: RTEINT.P
Quant Time: Aug 18 12:53 2005

Quant Results File: 5M_0722.RES

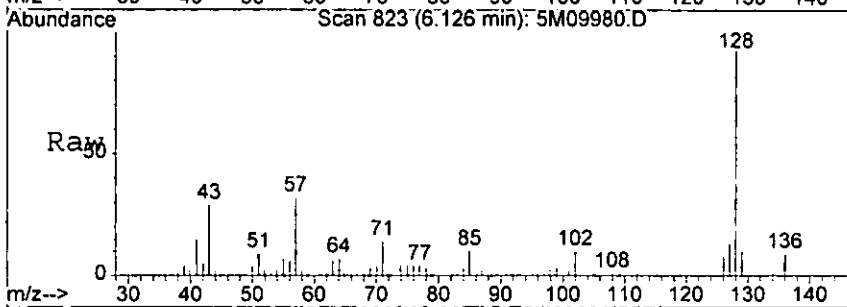
Method : G:\GCMSDATA\2005\GCMS_5\METHODS\5M_0722.M (RTE Integrator)
Title : @GCMS_5,mg,625,8270
Last Update : Fri Jul 22 11:19:45 2005
Response via : Initial Calibration





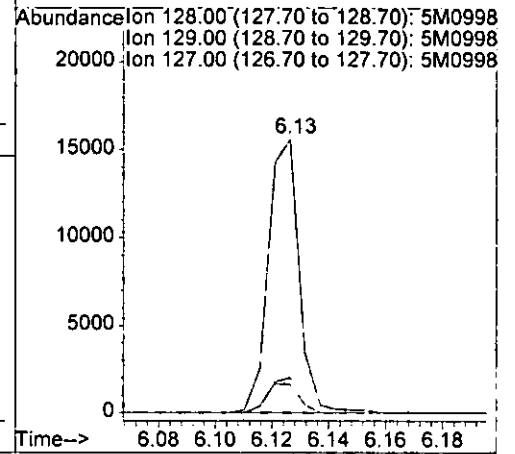
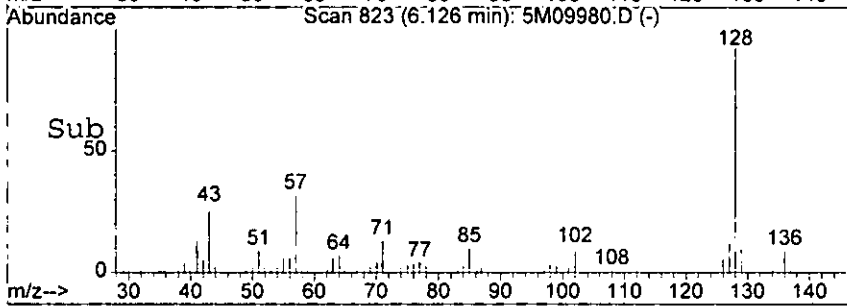
#30
 Naphthalene
 Concen: 4.56 ng
 RT: 6.13 min Scan# 823
 Delta R.T. -0.18 min
 Lab File: 5M09980.D
 Acq: 11 Aug 2005 17:43

0735

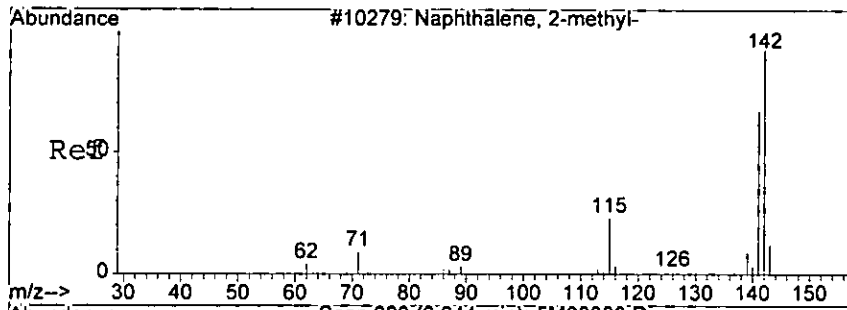


Tgt Ion: 128 Resp: 11855

Ion	Ratio	Lower	Upper
128	100		
129	10.5	0.0	50.9
127	13.0	0.0	52.6



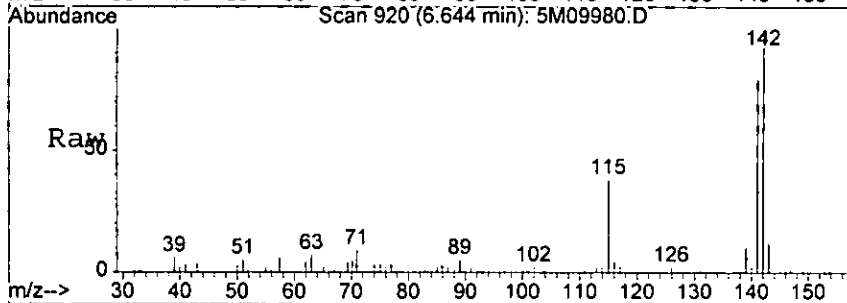
Handwritten signature



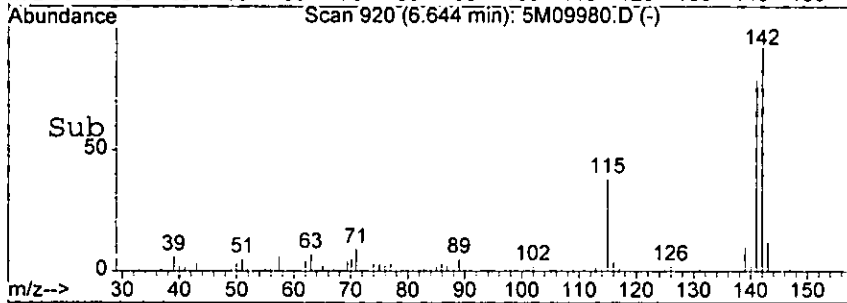
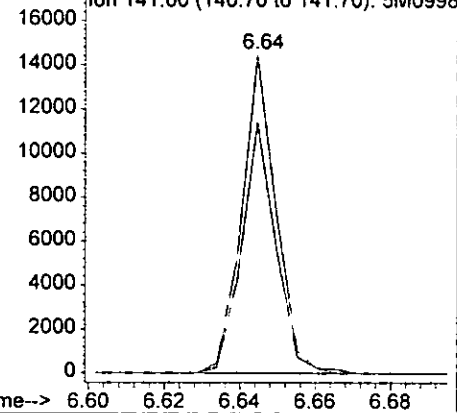
#34
 2-Methylnaphthalene
 Concen: 5.05 ng
 RT: 6.64 min Scan# 920
 Delta R.T. -0.17 min
 Lab File: 5M09980.D
 Acq: 11 Aug 2005 17:43

0736

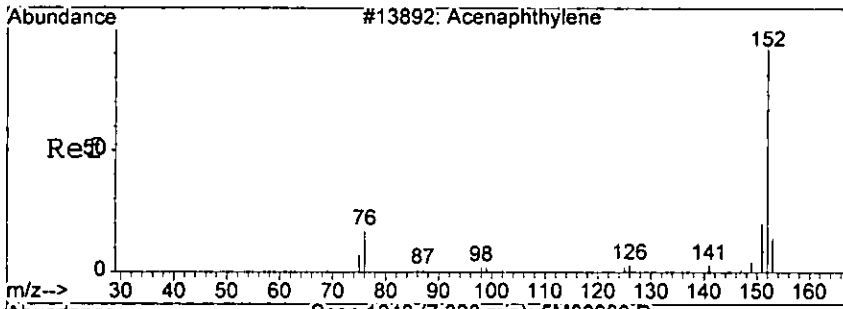
Tgt Ion: 142 Resp: 9064
 Ion Ratio Lower Upper
 142 100
 141 79.0 42.0 122.0



Abundance Ion 142.00 (141.70 to 142.70): 5M0998
 Ion 141.00 (140.70 to 141.70): 5M0998



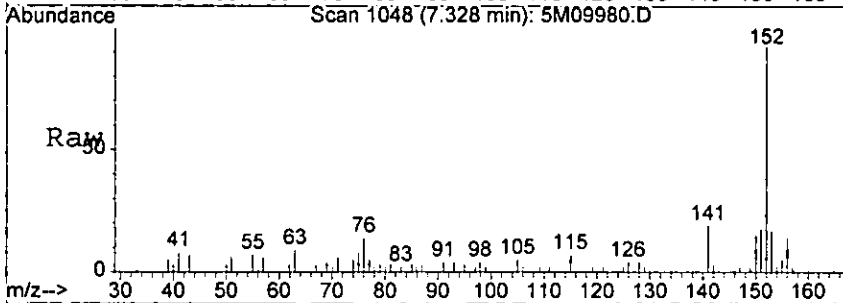
h818f



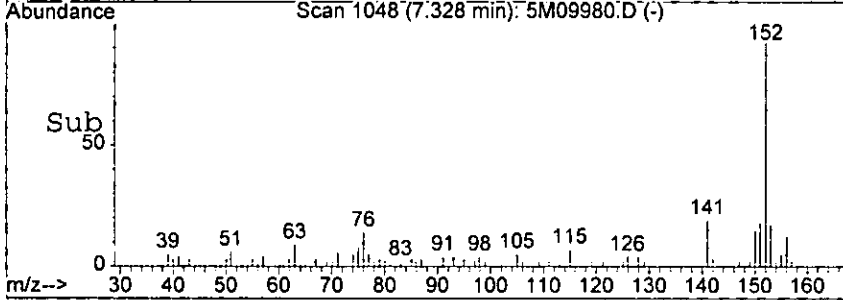
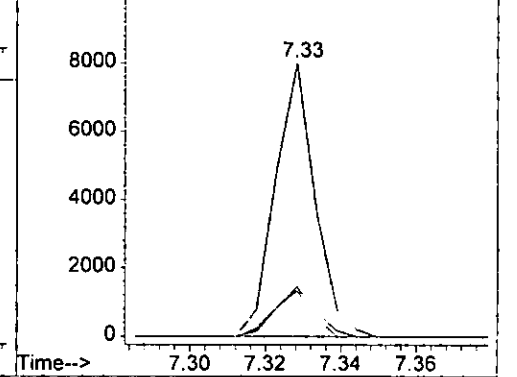
#47
 Acenaphthylene
 Concen: 2.41 ng
 RT: 7.33 min Scan# 1048
 Delta R.T. -0.19 min
 Lab File: 5M09980.D
 Acq: 11 Aug 2005 17:43

0737

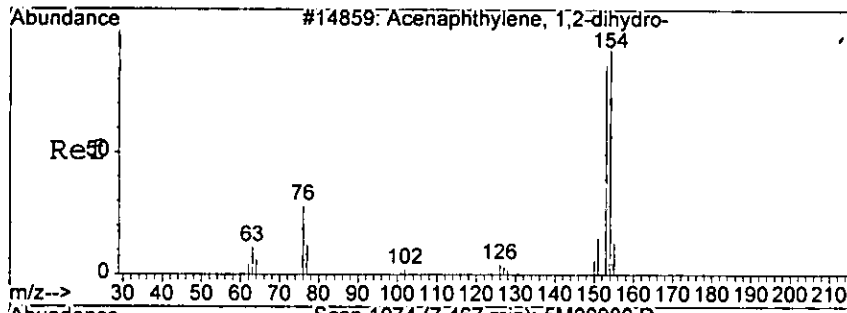
Tgt Ion	Resp	Lower	Upper
152	5841	100	
151	18.0	0.0	59.1
153	16.8	0.0	53.9



Abundance Ion 152.00 (151.70 to 152.70): 5M0998
 Ion 151.00 (150.70 to 151.70): 5M0998
 Ion 153.00 (152.70 to 153.70): 5M0998



1818

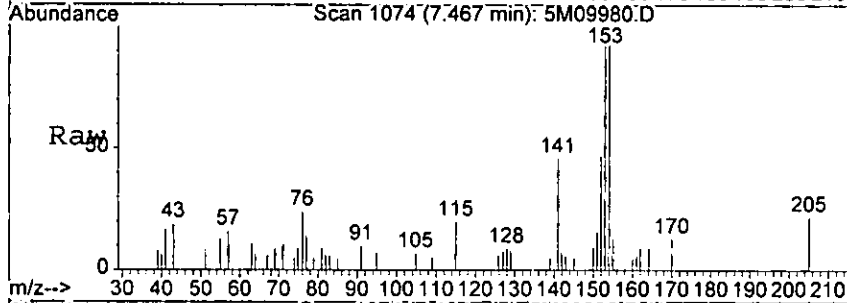


#50
 Acenaphthene
 Concen: 1.58 ng
 RT: 7.47 min Scan# 1074
 Delta R.T. -0.20 min
 Lab File: 5M09980.D
 Acq: 11 Aug 2005 17:43

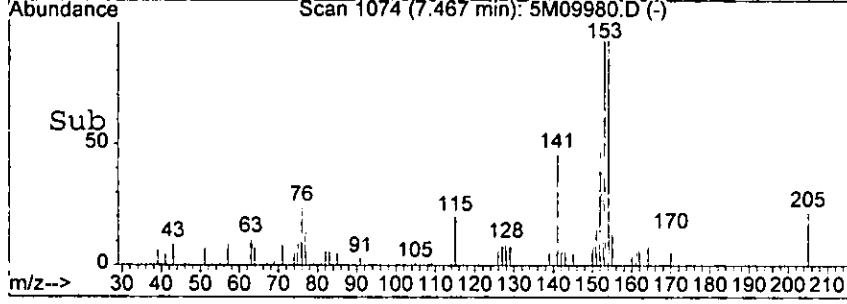
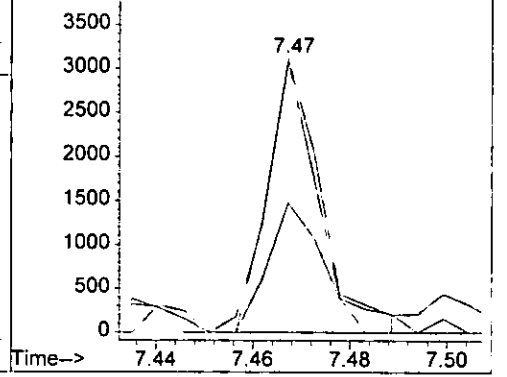
0738

Tgt Ion: 153 Resp: 2371

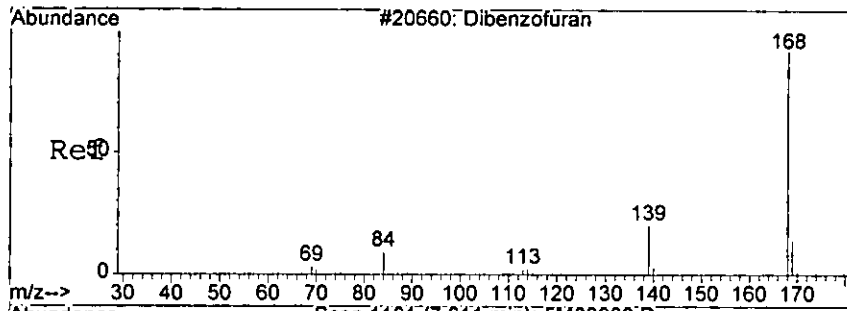
Ion	Ratio	Lower	Upper
153	100		
152	47.3	5.1	85.1
154	98.7	57.6	137.6



Abundance Ion 153.00 (152.70 to 153.70): 5M0998
 Ion 152.00 (151.70 to 152.70): 5M0998
 Ion 154.00 (153.70 to 154.70): 5M0998

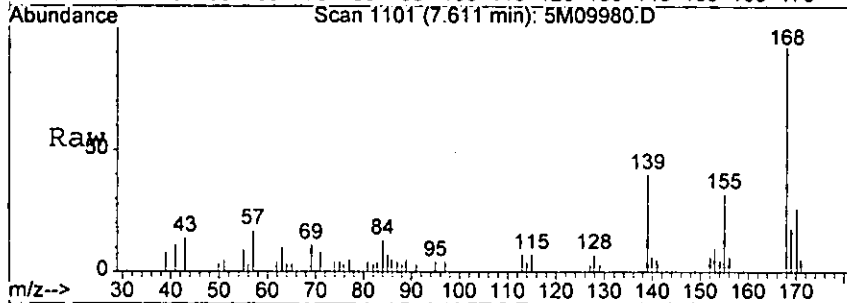


1818

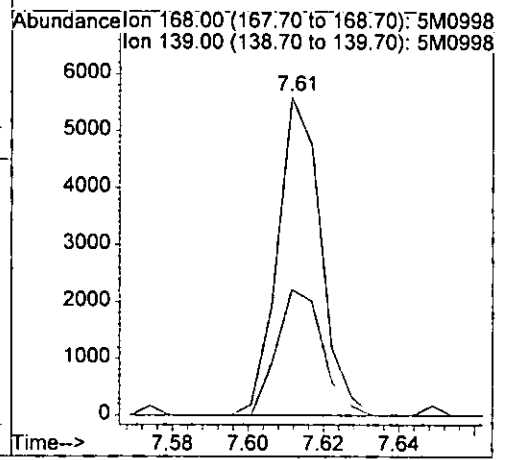
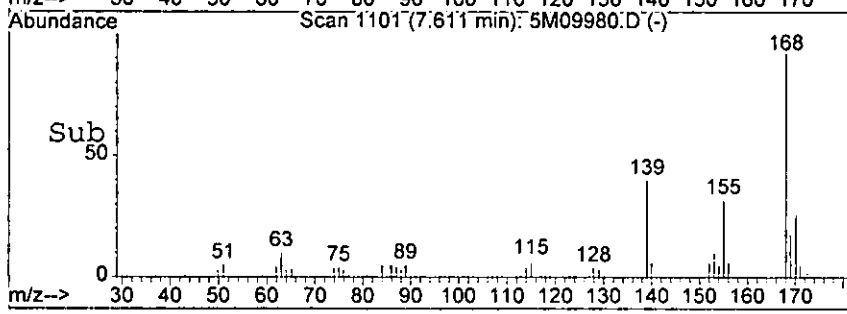


#53
 Dibenzofuran
 Concen: 2.05 ng
 RT: 7.61 min Scan# 1101
 Delta R.T. -0.20 min
 Lab File: 5M09980.D
 Acq: 11 Aug 2005 17:43

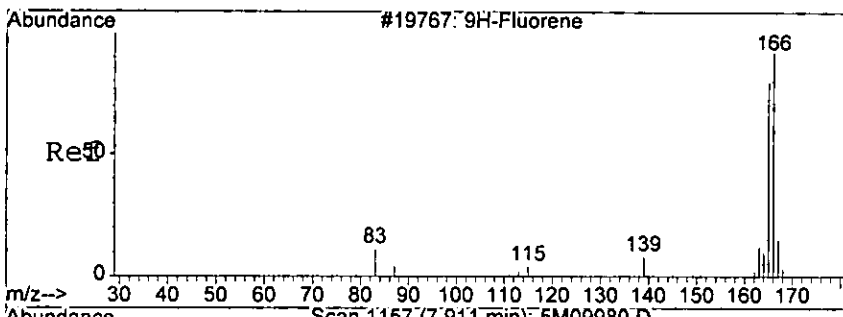
0739



Tgt Ion: 168 Resp: 4466
 Ion Ratio Lower Upper
 168 100
 139 39.6 7.1 67.1

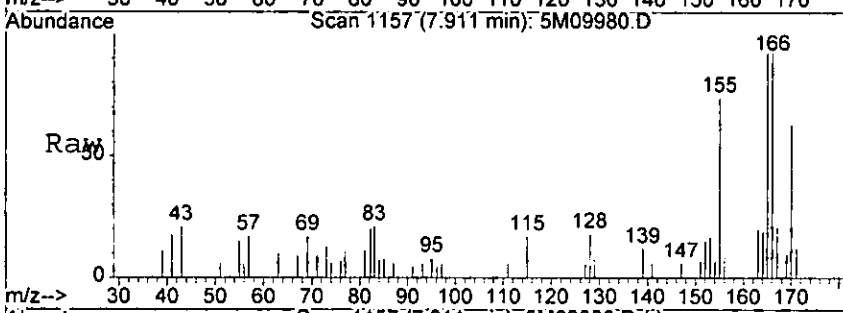


Handwritten signature



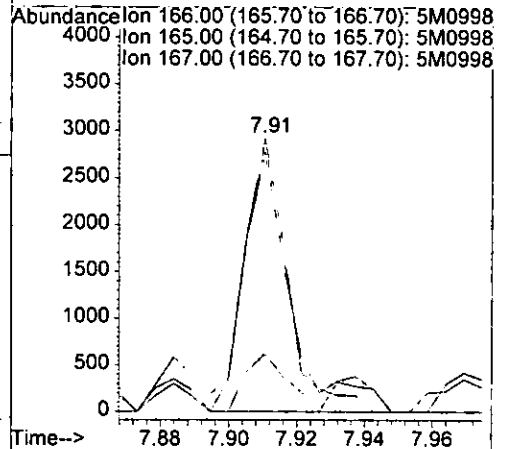
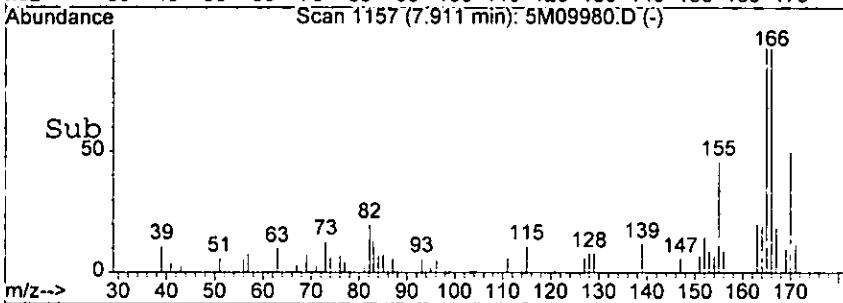
#57
 Fluorene
 Concen: 1.45 ng
 RT: 7.91 min Scan# 1157
 Delta R.T. -0.21 min
 Lab File: 5M09980.D
 Acq: 11 Aug 2005 17:43

0748

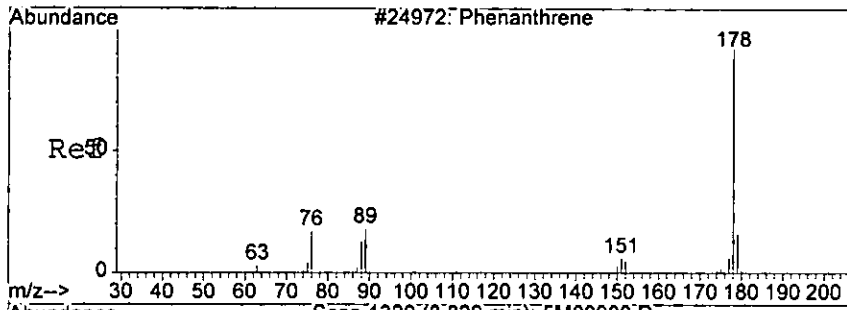


Tgt Ion: 166 Resp: 2558

Ion	Ratio	Lower	Upper
166	100		
165	95.3	52.1	132.1
167	21.3	0.0	53.7



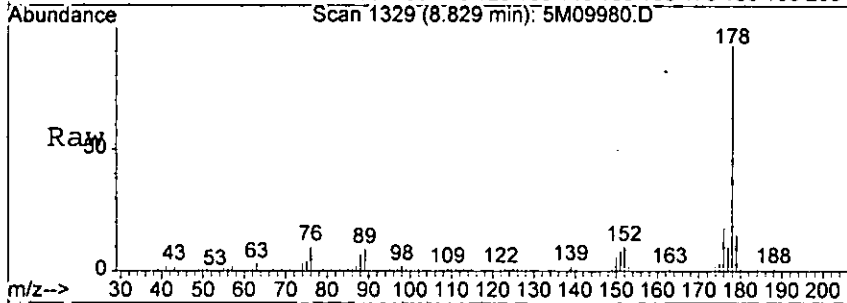
1818



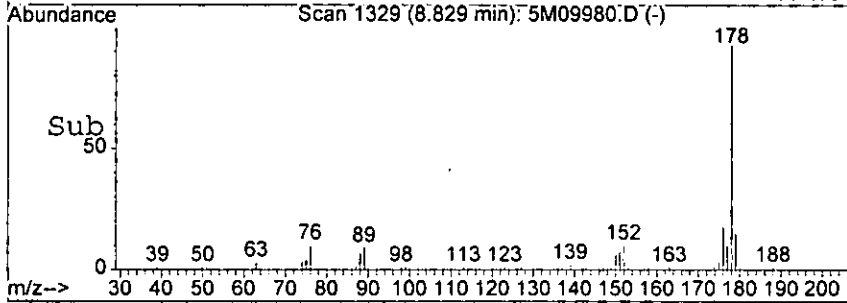
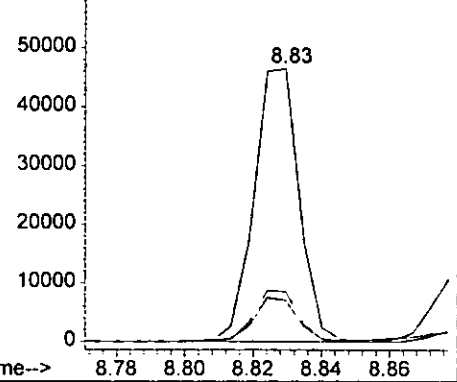
#70
 Phenanthrene
 Concen: 17.36 ng
 RT: 8.83 min Scan# 1329
 Delta R.T. -0.22 min
 Lab File: 5M09980.D
 Acq: 11 Aug 2005 17:43

0741

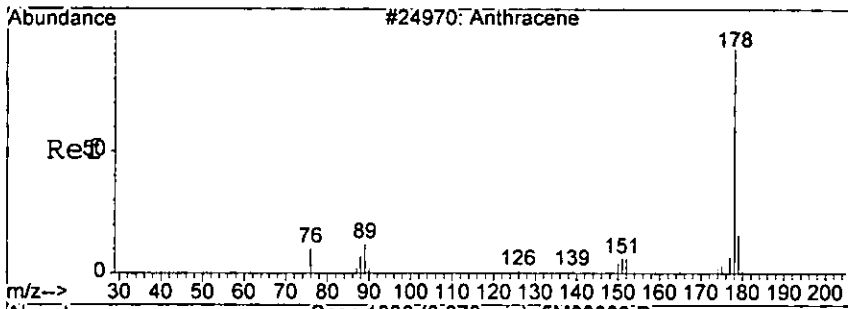
Tgt Ion	Resp	Lower	Upper
178	42550	100	
179	15.3	0.0	54.9
176	18.4	0.0	57.7



Abundance Ion 178.00 (177.70 to 178.70): 5M0998
 Ion 179.00 (178.70 to 179.70): 5M0998
 Ion 176.00 (175.70 to 176.70): 5M0998

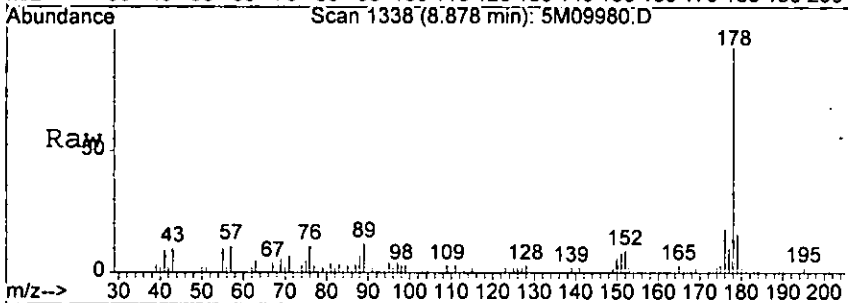


178



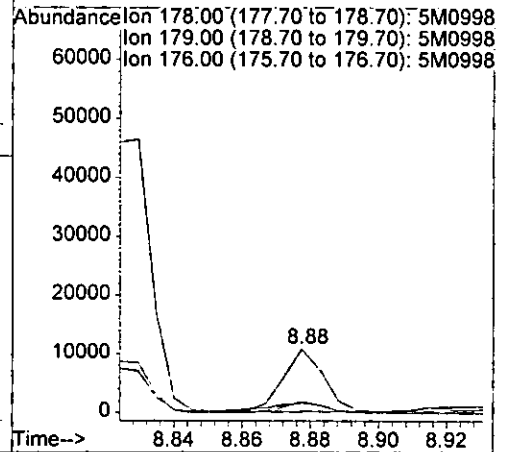
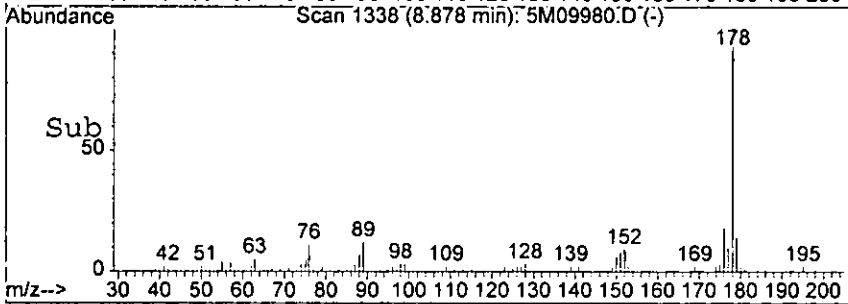
#71
 Anthracene
 Concen: 3.52 ng
 RT: 8.88 min Scan# 1338
 Delta R.T. -0.23 min
 Lab File: 5M09980.D
 Acq: 11 Aug 2005 17:43

07428

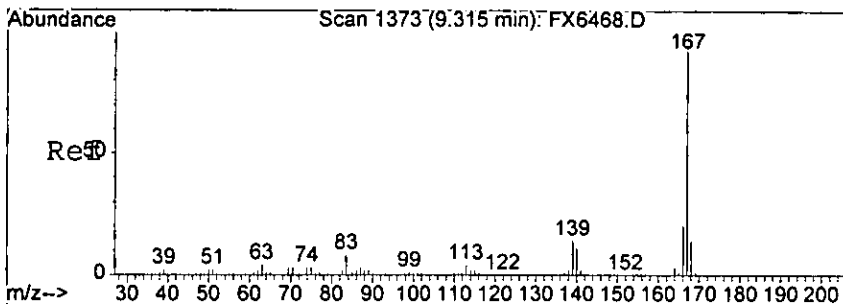


Tgt Ion: 178 Resp: 8780

Ion	Ratio	Lower	Upper
178	100		
179	13.7	0.0	54.3
176	18.1	0.0	57.7

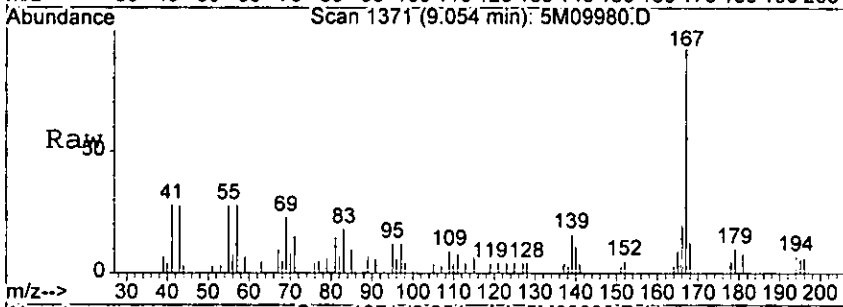


178

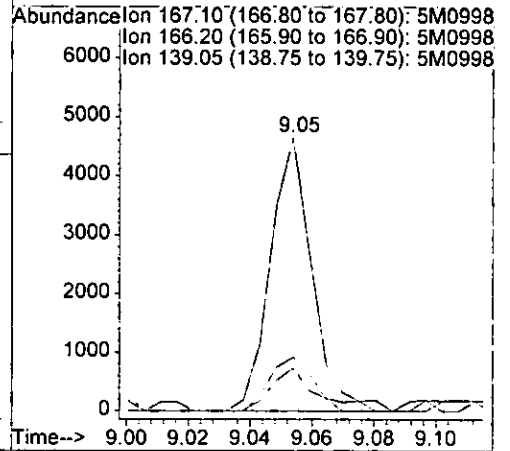
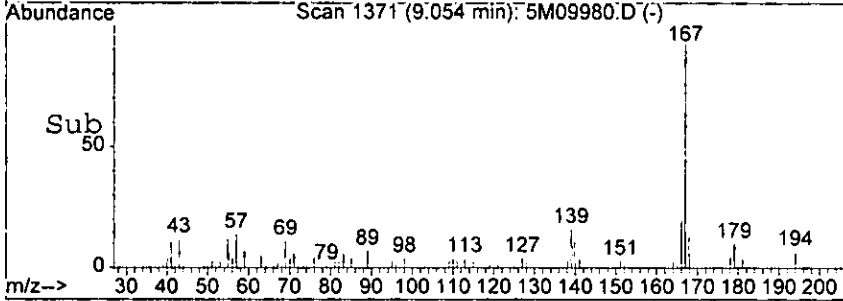


#72
 Carbazole
 Concen: 1.89 ng
 RT: 9.05 min Scan# 1371
 Delta R.T. -0.23 min
 Lab File: 5M09980.D
 Acq: 11 Aug 2005 17:43

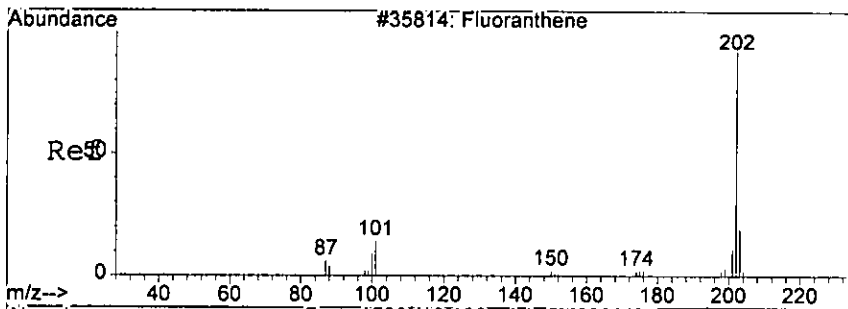
0743



Tgt Ion:	167	Resp:	4303
Ion Ratio	Lower	Upper	
167	100		
166	19.7	0.0	39.5
139	15.9	0.0	33.0



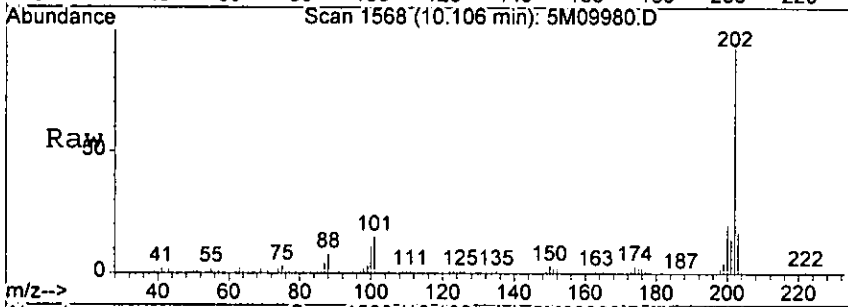
LETS



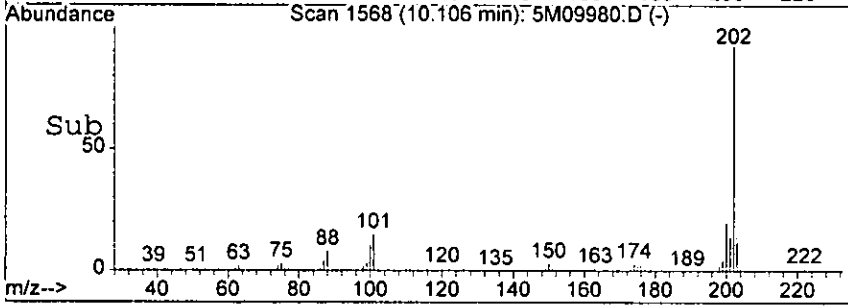
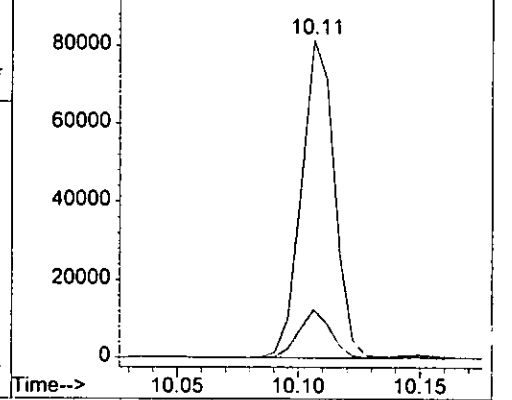
#76
 Fluoranthene
 Concen: 28.73 ng
 RT: 10.11 min Scan# 1568
 Delta R.T. -0.24 min
 Lab File: 5M09980.D
 Acq: 11 Aug 2005 17:43

0744

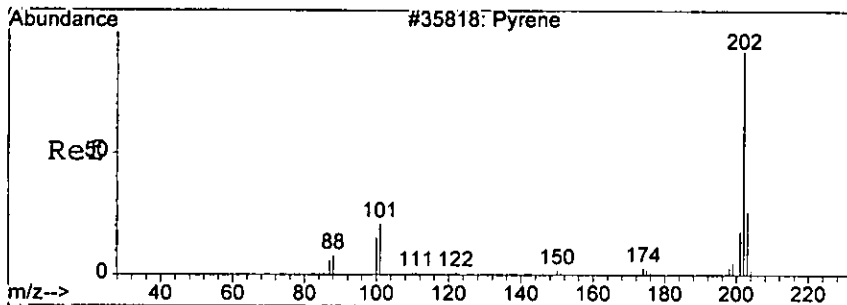
Tgt Ion: 202 Resp: 76773
 Ion Ratio Lower Upper
 202 100
 101 15.2 0.0 52.5



Abundance Ion 202.00 (201.70 to 202.70): 5M0998
 Ion 101.00 (100.70 to 101.70): 5M0998

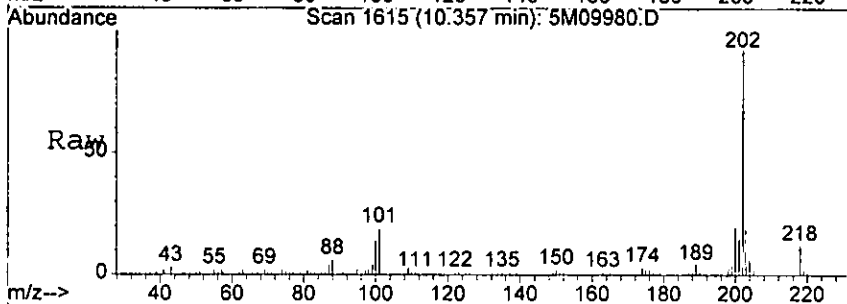


Handwritten signature

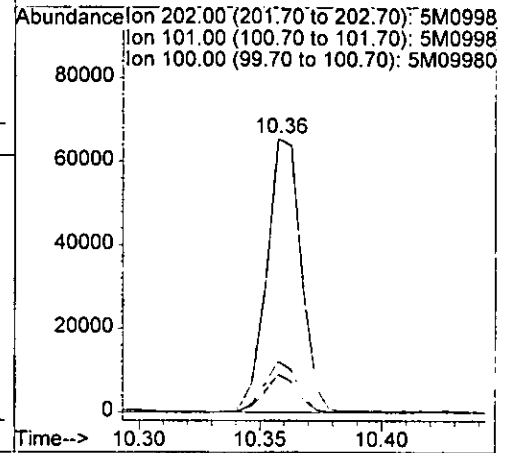
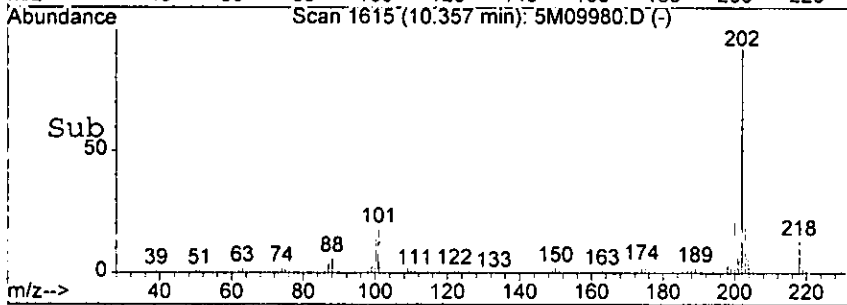


#78
 Pyrene
 Concen: 26.17 ng
 RT: 10.36 min Scan# 1615
 Delta R.T. -0.25 min
 Lab File: 5M09980.D
 Acq: 11 Aug 2005 17:43

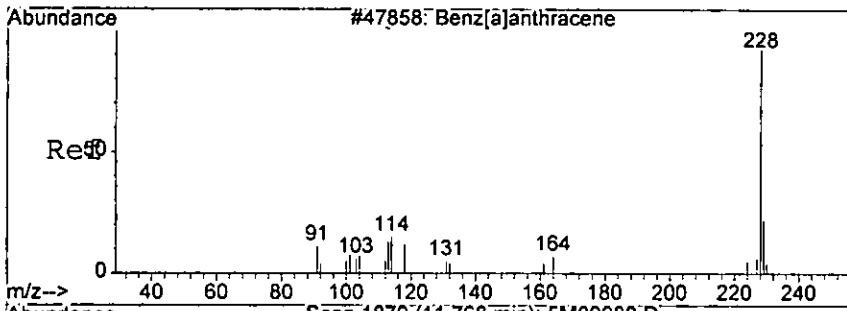
0745



Tgt Ion	Resp:	Lower	Upper
202	65218		
101	18.7	0.0	55.5
100	13.9	0.0	52.1

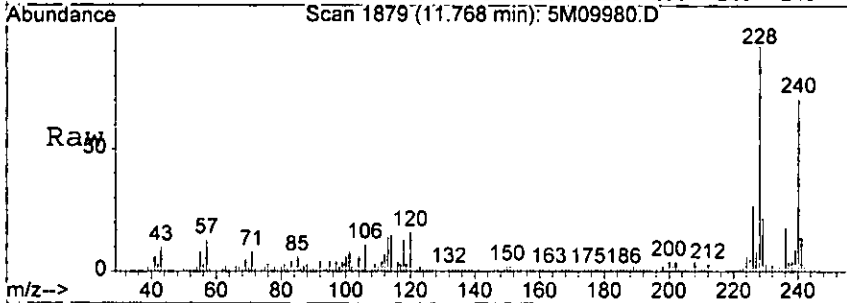


1818

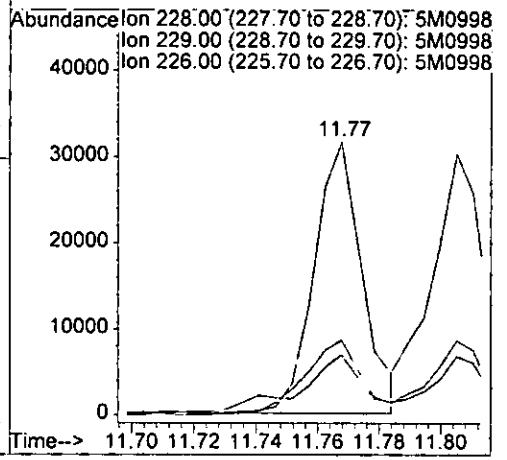
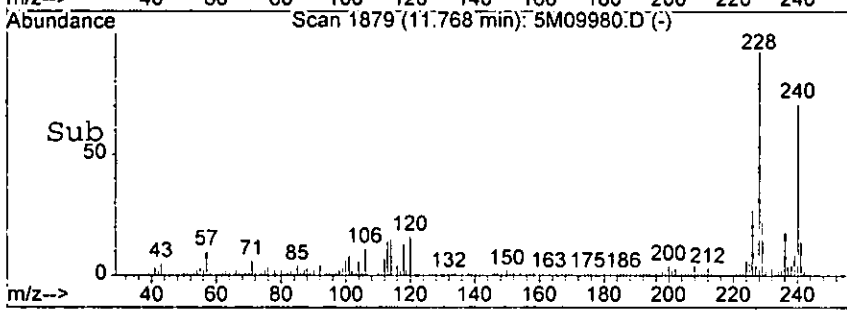


#85
 Benzo[a]anthracene
 Concen: 14.91 ng
 RT: 11.77 min Scan# 1879
 Delta R.T. -0.25 min
 Lab File: 5M09980.D
 Acq: 11 Aug 2005 17:43

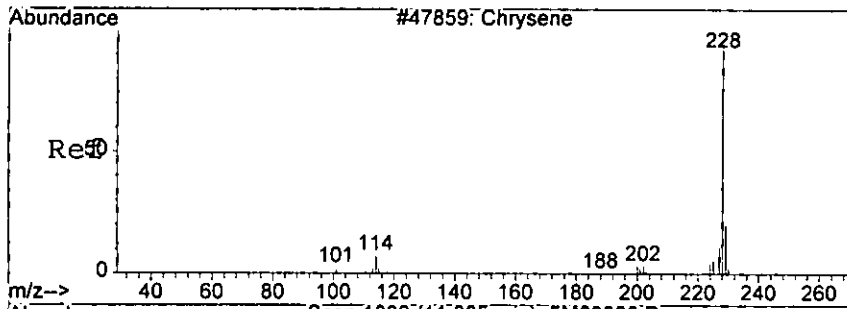
0748



Tgt Ion	Resp	Lower	Upper
228	34108	100	
229	21.1	0.0	58.7
226	27.6	0.0	66.4

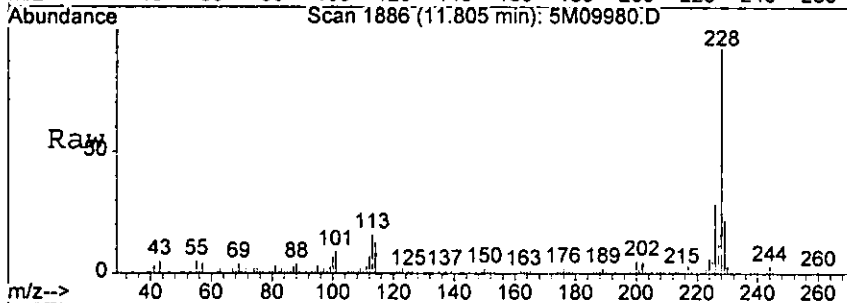


1818



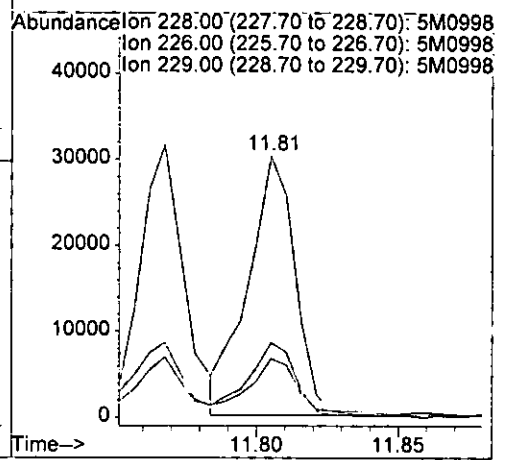
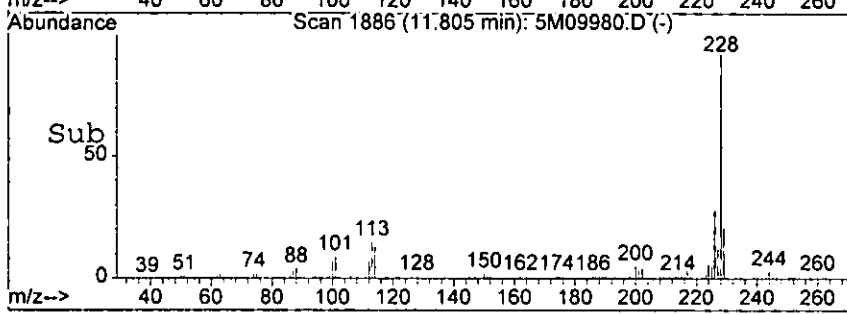
#86
 Chrysene
 Concen: 16.55 ng
 RT: 11.81 min Scan# 1886
 Delta R.T. -0.26 min
 Lab File: 5M09980.D
 Acq: 11 Aug 2005 17:43

0747

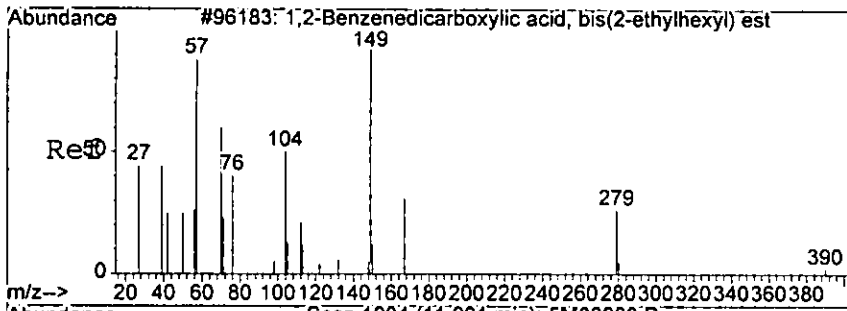


Tgt Ion: 228 Resp: 34734

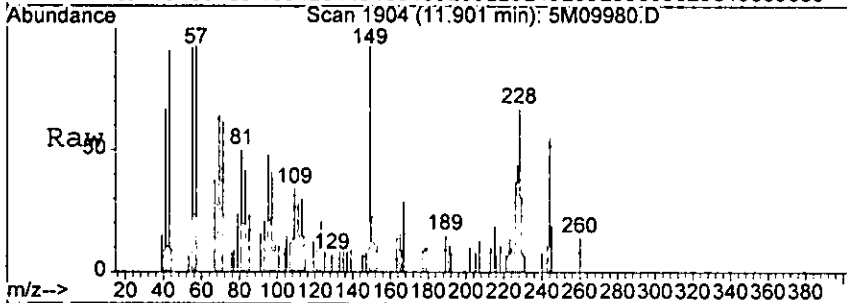
Ion	Ratio	Lower	Upper
228	100		
226	28.0	9.1	49.1
229	21.3	0.0	60.1



11.81

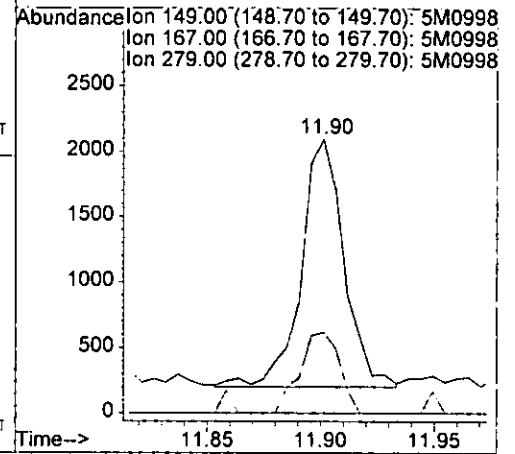
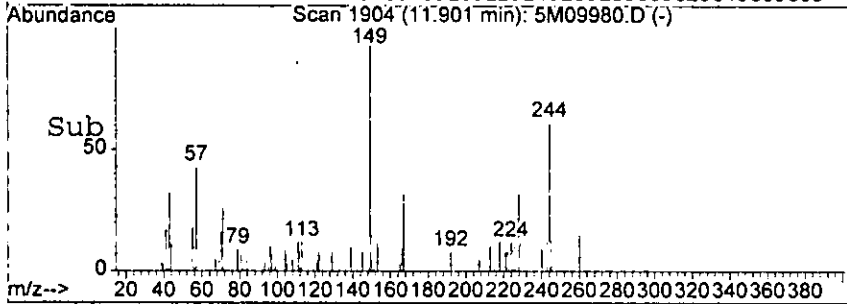


#87
 bis(2-Ethylhexyl)phthalate
 Concen: 1.63 ng
 RT: 11.90 min Scan# 1904
 Delta R.T. -0.23 min
 Lab File: 5M09980.D
 Acq: 11 Aug 2005 17:43

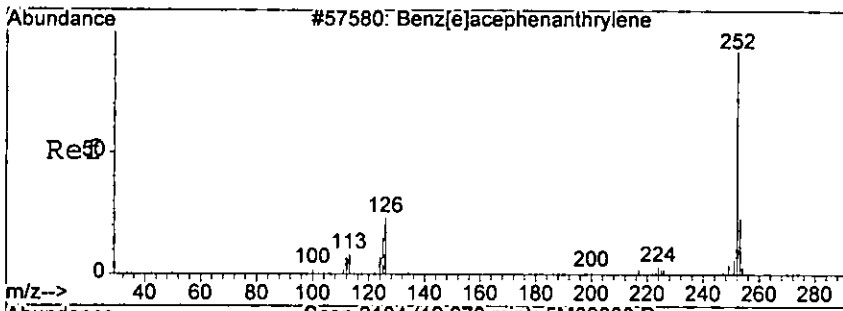


Tgt Ion: 149 Resp: 2475

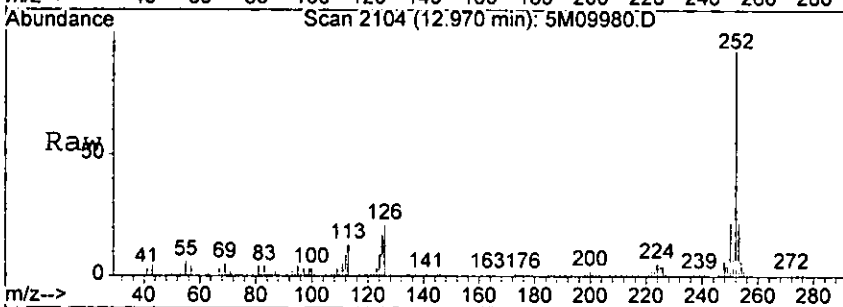
Ion	Ratio	Lower	Upper
149	100		
167	32.7	2.4	58.4
279	0.0	0.0	44.1



Handwritten signature

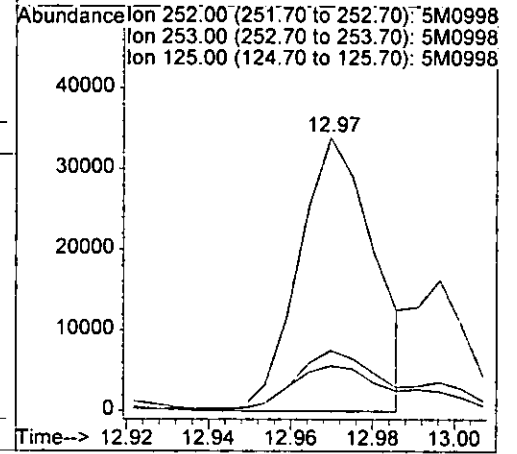
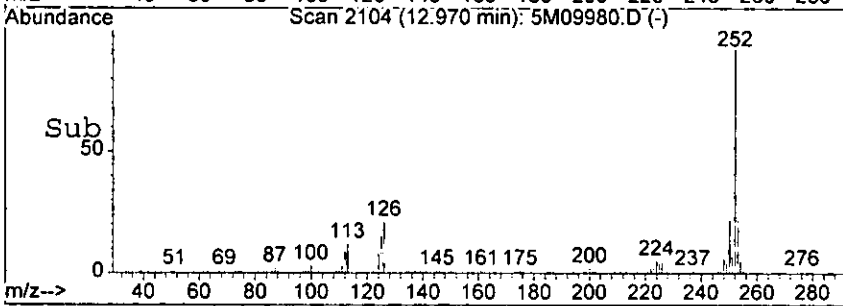


#90
 Benzo[b]fluoranthene
 Concen: 21.72 ng m
 RT: 12.97 min Scan# 2104
 Delta R.T. -0.26 min
 Lab File: 5M09980.D
 Acq: 11 Aug 2005 17:43

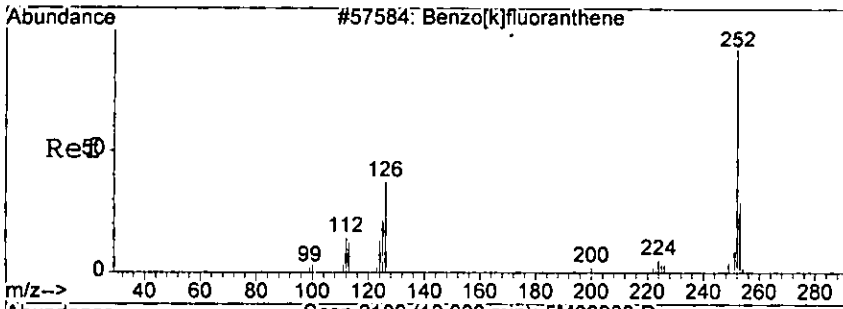


Tgt Ion: 252 Resp: 43504

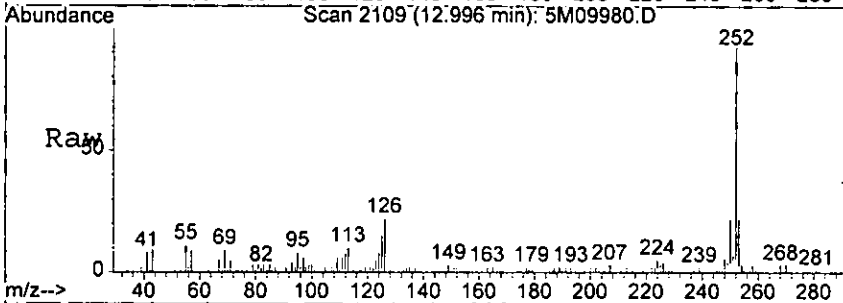
Ion	Ratio	Lower	Upper
252	100		
253	22.1	0.0	61.6
125	16.6	0.0	54.8



Handwritten signature

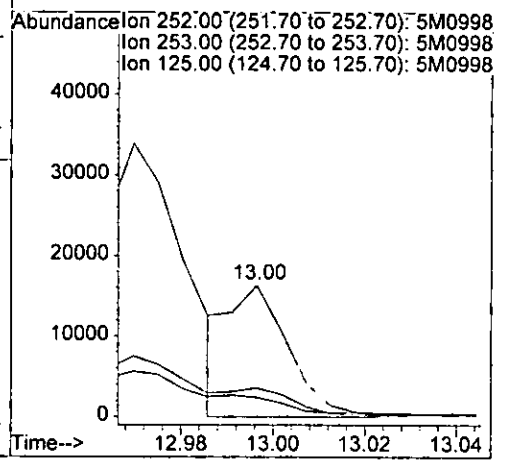
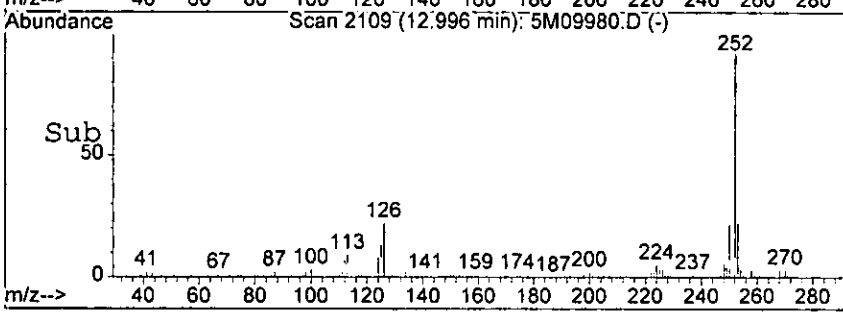


#91
 Benzo[k]fluoranthene
 Concen: 7.35 ng m
 RT: 13.00 min Scan# 2109
 Delta R.T. -0.27 min
 Lab File: 5M09980.D
 Acq: 11 Aug 2005 17:43

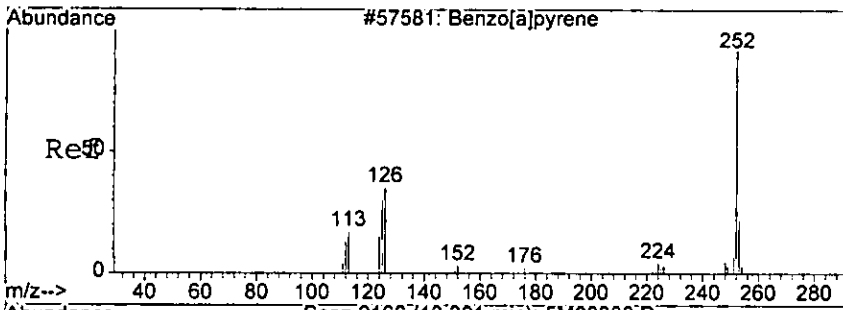


Tgt Ion: 252 Resp: 14900

Ion	Ratio	Lower	Upper
252	100		
253	22.1	0.0	62.3
125	14.9	0.0	56.6

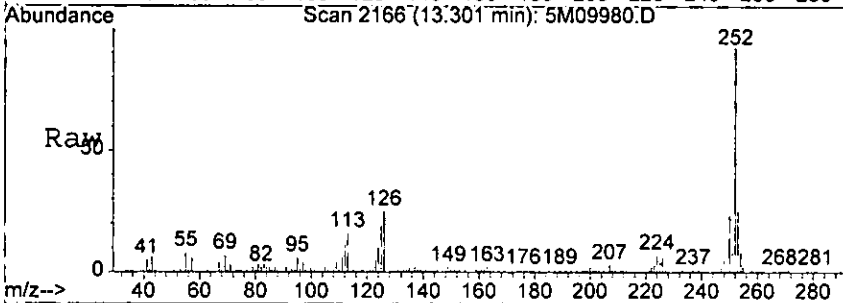


Handwritten signature

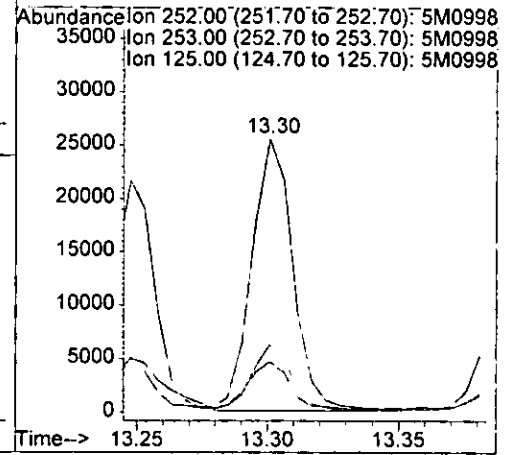
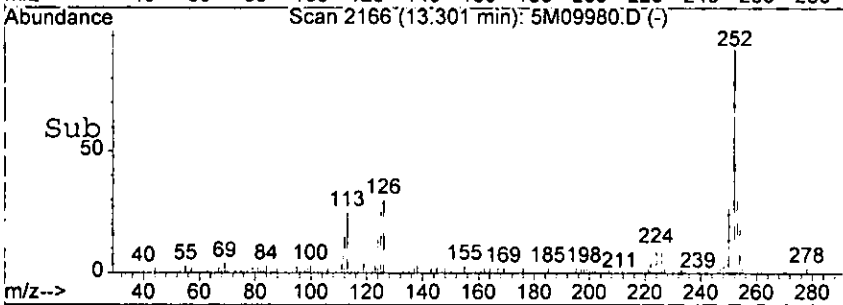


#92
 Benzo[a]pyrene
 Concn: 14.70 ng
 RT: 13.30 min Scan# 2166
 Delta R.T. -0.27 min
 Lab File: 5M09980.D
 Acq: 11 Aug 2005 17:43

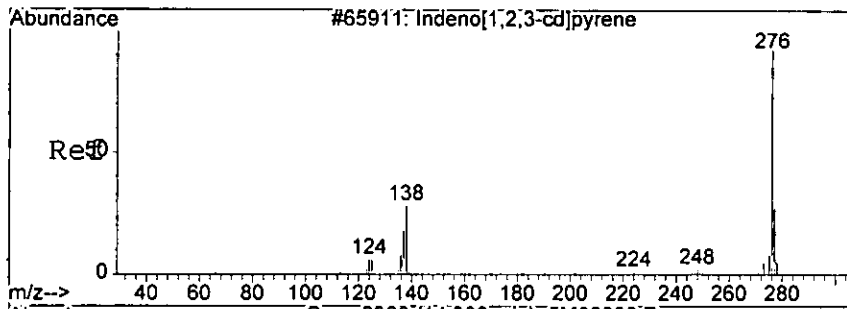
0751



Tgt Ion	252	253	125	Resp:	27713	Lower	Upper
Ion Ratio	100	24.5	17.4			0.0	61.5
						0.0	56.0

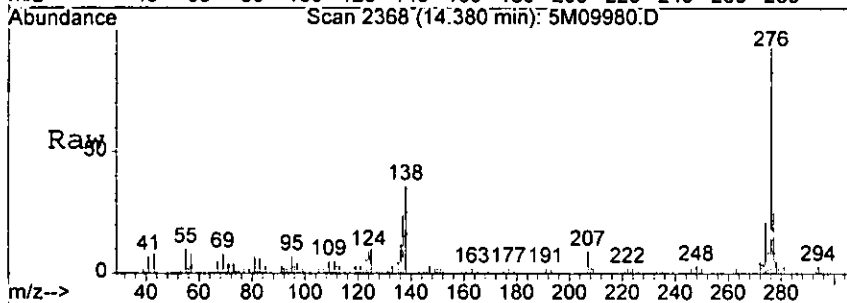


1818

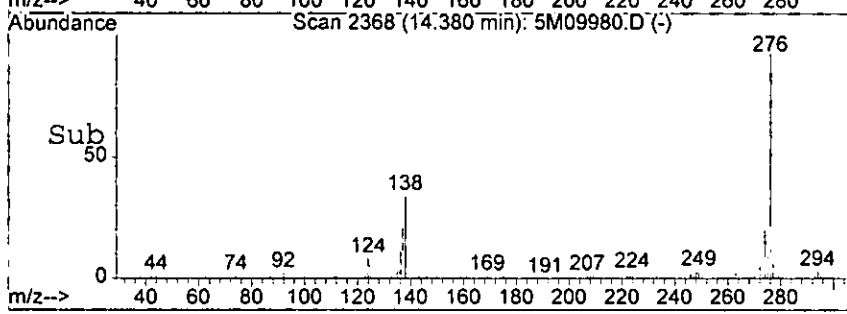


#93
 Indeno[1,2,3-cd]pyrene
 Concen: 9.98 ng
 RT: 14.38 min Scan# 2368
 Delta R.T. -0.31 min
 Lab File: 5M09980.D
 Acq: 11 Aug 2005 17:43

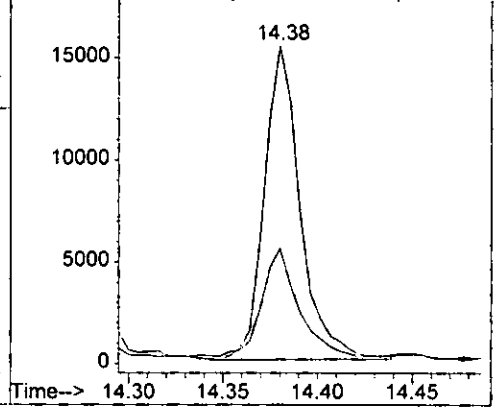
2005
 8
 11
 17:43



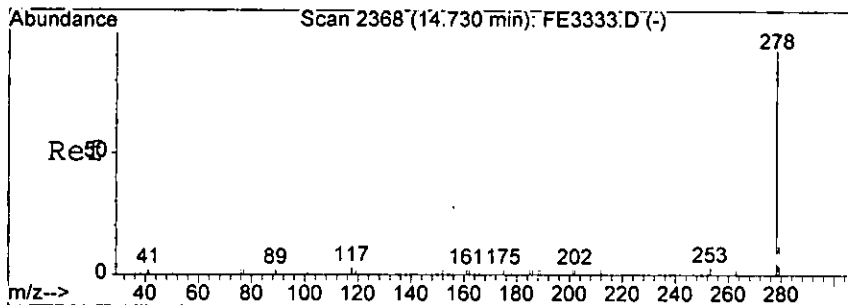
Tgt Ion: 276 Resp: 20376
 Ion Ratio Lower Upper
 276 100
 138 34.5 0.0 76.1



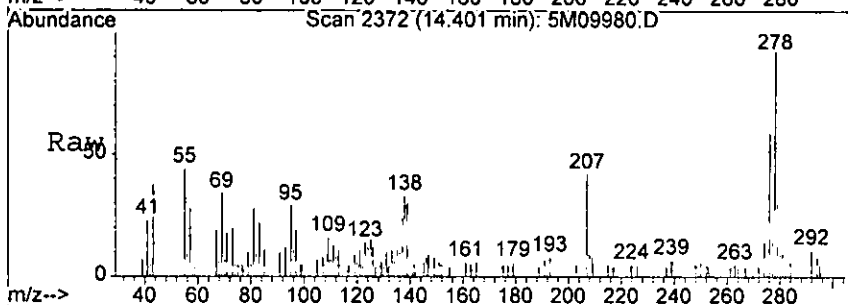
Abundance Ion 276.00 (275.70 to 276.70): 5M0998
 Ion 138.00 (137.70 to 138.70): 5M0998



Long

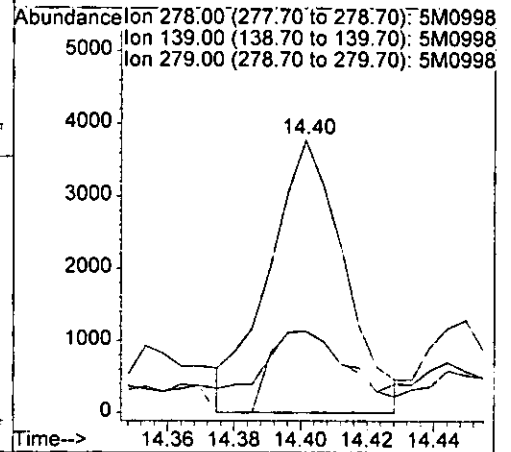
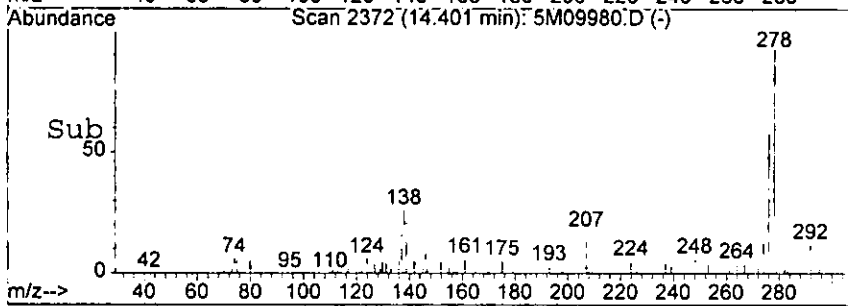


#94
 Dibenzo[a,h]anthracene
 Concen: 3.52 ng m
 RT: 14.40 min Scan# 2372
 Delta R.T. -0.32 min
 Lab File: 5M09980.D
 Acq: 11 Aug 2005 17:43

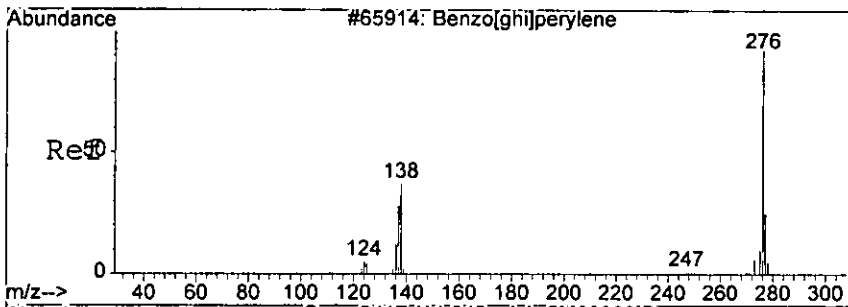


Tgt Ion: 278 Resp: 5965

Ion	Ratio	Lower	Upper
278	100		
139	29.9	0.0	66.7
279	30.2	0.0	62.7



h98

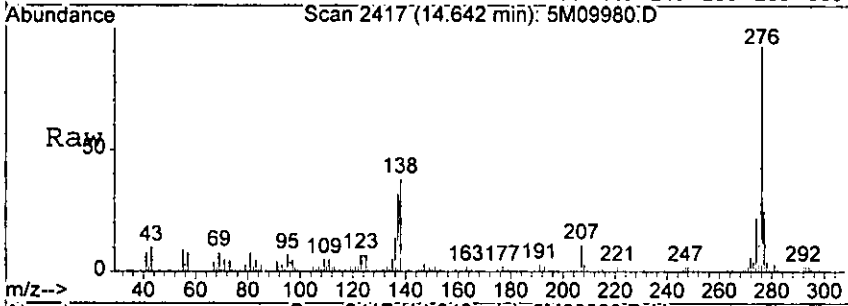


#95
 Benzo[g,h,i]perylene
 Concen: 11.74 ng
 RT: 14.64 min Scan# 2417
 Delta R.T. -0.35 min
 Lab File: 5M09980.D
 Acq: 11 Aug 2005 17:43

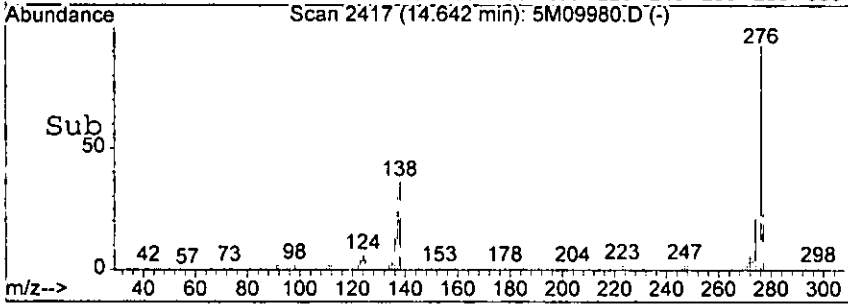
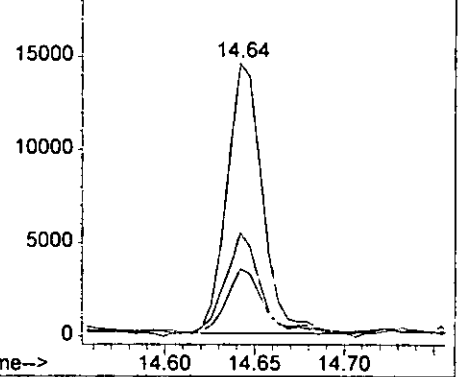
0754

Tgt Ion: 276 Resp: 20048

Ion	Ratio	Lower	Upper
276	100		
138	36.1	0.0	78.3
277	24.9	0.0	64.0



Abundance Ion 276.00 (275.70 to 276.70): 5M0998
 20000 Ion 138.00 (137.70 to 138.70): 5M0998
 Ion 277.00 (276.70 to 277.70): 5M0998



LAIS

Form1

ORGANICS SEMIVOLATILE REPORT

0755

Sample Number: AC18916-014(5X)
 Client Id: PCSB-47 (4.0')
 Data File: 5M10017.D
 Analysis Date: 08/12/05 15:33
 Date Rec/Extracted: 08/04/05-08/09/05

Matrix: Soil
 Initial Vol: 30g
 Final Vol: 1ml
 Dilution: 5
 Solids: 90

Units: mg/Kg

Cas #	Compound	RL	Conc	Cas #	Compound	RL	Conc
120-82-1	1,2,4-Trichlorobenzene	0.032	U	205-99-2	Benzo[b]fluoranthene	0.051	U
95-50-1	1,2-Dichlorobenzene	0.074	U	191-24-2	Benzo[g,h,i]perylene	0.027	U
122-66-7	1,2-Diphenylhydrazine	0.061	U	207-08-9	Benzo[k]fluoranthene	0.065	U
541-73-1	1,3-Dichlorobenzene	0.053	U	111-91-1	bis(2-Chloroethoxy)methan	0.043	U
106-46-7	1,4-Dichlorobenzene	0.032	U	111-44-4	bis(2-Chloroethyl)ether	0.082	U
95-95-4	2,4,5-Trichlorophenol	0.29	U	108-60-1	bis(2-chloroisopropyl)ether	0.038	U
88-06-2	2,4,6-Trichlorophenol	0.14	U	117-81-7	bis(2-Ethylhexyl)phthalate	0.12	U
120-83-2	2,4-Dichlorophenol	0.25	U	85-68-7	Butylbenzylphthalate	0.050	U
105-67-9	2,4-Dimethylphenol	0.16	U	86-74-8	Carbazole	0.036	0.22
51-28-5	2,4-Dinitrophenol	0.34	U	218-01-9	Chrysene	0.053	U
121-14-2	2,4-Dinitrotoluene	0.066	U	84-74-2	Di-n-butylphthalate	0.037	U
606-20-2	2,6-Dinitrotoluene	0.083	U	117-84-0	Di-n-octylphthalate	0.063	U
91-58-7	2-Chloronaphthalene	0.021	U	53-70-3	Dibenzo[a,h]anthracene	0.034	U
95-57-8	2-Chlorophenol	0.34	U	132-64-9	Dibenzofuran	0.24	U
91-57-6	2-Methylnaphthalene	0.32	14	84-66-2	Diethylphthalate	0.044	U
95-48-7	2-Methylphenol	0.69	U	131-11-3	Dimethylphthalate	0.032	U
88-74-4	2-Nitroaniline	0.24	U	206-44-0	Fluoranthene	0.031	0.41
88-75-5	2-Nitrophenol	0.23	U	86-73-7	Fluorene	0.044	2.3
106-44-5	3&4-Methylphenol	0.69	U	118-74-1	Hexachlorobenzene	0.075	U
91-94-1	3,3'-Dichlorobenzidine	0.32	U	87-68-3	Hexachlorobutadiene	0.046	U
99-09-2	3-Nitroaniline	0.47	U	77-47-4	Hexachlorocyclopentadiene	0.50	U
534-52-1	4,6-Dinitro-2-methylphenol	0.35	U	67-72-1	Hexachloroethane	0.064	U
101-55-3	4-Bromophenyl-phenylether	0.076	U	193-39-5	Indeno[1,2,3-cd]pyrene	0.031	U
59-50-7	4-Chloro-3-methylphenol	0.37	U	78-59-1	Isophorone	0.99	U
106-47-8	4-Chloroaniline	1.3	U	621-64-7	N-Nitroso-di-n-propylamine	0.059	U
7005-72-3	4-Chlorophenyl-phenylether	0.052	U	62-75-9	N-Nitrosodimethylamine	2.1	U
100-01-6	4-Nitroaniline	0.28	U	86-30-6	n-Nitrosodiphenylamine	0.051	U
100-02-7	4-Nitrophenol	0.26	U	91-20-3	Naphthalene	0.018	U
83-32-9	Acenaphthene	0.031	2.5	98-95-3	Nitrobenzene	0.052	U
208-96-8	Acenaphthylene	0.028	U	87-86-5	Pentachlorophenol	0.18	U
120-12-7	Anthracene	0.037	0.75	85-01-8	Phenanthrene	0.041	5.9
92-87-5	Benzidine	1.9	U	108-95-2	Phenol	0.31	U
56-55-3	Benzo[a]anthracene	0.026	U	129-00-0	Pyrene	0.042	0.73
50-32-8	Benzo[a]pyrene	0.031	U				

Worksheet #: 18415

Total Target Concentration 26.81

U - Indicates the compound was analyzed but not detected.
 B - Indicates the analyte was found in the blank as well as in the sample.
 E - Indicates the analyte concentration exceeds the calibration range of the instrument.

R - Retention Time Out
 J - Indicates an estimated value when a compound is detected at less than the specified detection limit.

Data File : G:\GcMsData\2005\Gcms_5\Data\08-12-05\5M10017.D Vial: 21
 Acq On : 12 Aug 2005 15:33 Operator: AHD
 Sample : AC18916-014 (5X) Inst : GCMS_5
 Misc : S,BNA:5 Multiplr: 1.00
 MS Integration Params: RTEINT.P
 Quant Time: Aug 18 12:53 2005 Quant Results File: 5M_0812.RES

Quant Method : G:\GCMSDATA\2005\GCMS_5\METHODS\5M_0812.M (RTE Integrator)
 Title : @GCMS_5,mg,625,8270
 Last Update : Fri Aug 12 11:21:41 2005
 Response via : Initial Calibration
 DataAcq Meth : 5M_RUN5

Internal Standards	R.T.	QIon	Response	Conc	Units	Dev (Min)
1) 1,4-Dichlorobenzene-d4	5.05	152	29115	40.00	ng	0.00
20) Naphthalene-d8	6.09	136	103034	40.00	ng	0.00
36) Acenaphthene-d10	7.42	164	58412	40.00	ng	0.00
61) Phenanthrene-d10	8.78	188	107415	40.00	ng	0.00
77) Chrysene-d12	11.75	240	104482	40.00	ng	0.00
88) Perylene-d12	13.33	264	77751	40.00	ng	0.00
System Monitoring Compounds						
4) 2-Fluorophenol	3.71	112	27605	26.88	ng	0.00
Spiked Amount	200.000		Recovery	=	13.44%	
8) Phenol-d5	4.75	99	39074	28.58	ng	0.00
Spiked Amount	200.000		Recovery	=	14.29%	
21) Nitrobenzene-d5	5.53	128	8146	17.96	ng	0.00
Spiked Amount	100.000		Recovery	=	17.96%	
41) 2-Fluorobiphenyl	6.90	172	26709	14.25	ng	0.00
Spiked Amount	100.000		Recovery	=	14.25%	
64) 2,4,6-Tribromophenol	8.11	330	6838	31.27	ng	0.00
Spiked Amount	200.000		Recovery	=	15.64%	
80) Terphenyl-d14	10.55	244	36888	15.56	ng	0.00
Spiked Amount	100.000		Recovery	=	15.56%	
Target Compounds						Qvalue
34) 2-Methylnaphthalene	6.70	142	132985	73.26	ng	94
50) Acenaphthene	7.45	153	22900	13.59	ng	89
57) Fluorene	7.89	166	23950	12.31	ng	92
70) Phenanthrene	8.81	178	100147	31.94	ng	97
71) Anthracene	8.85	178	12803m	4.04	ng	
72) Carbazole	8.93	167	3612	1.18	ng	83
76) Fluoranthene	10.08	202	7718	2.22	ng	99
78) Pyrene	10.33	202	15442	3.92	ng	93

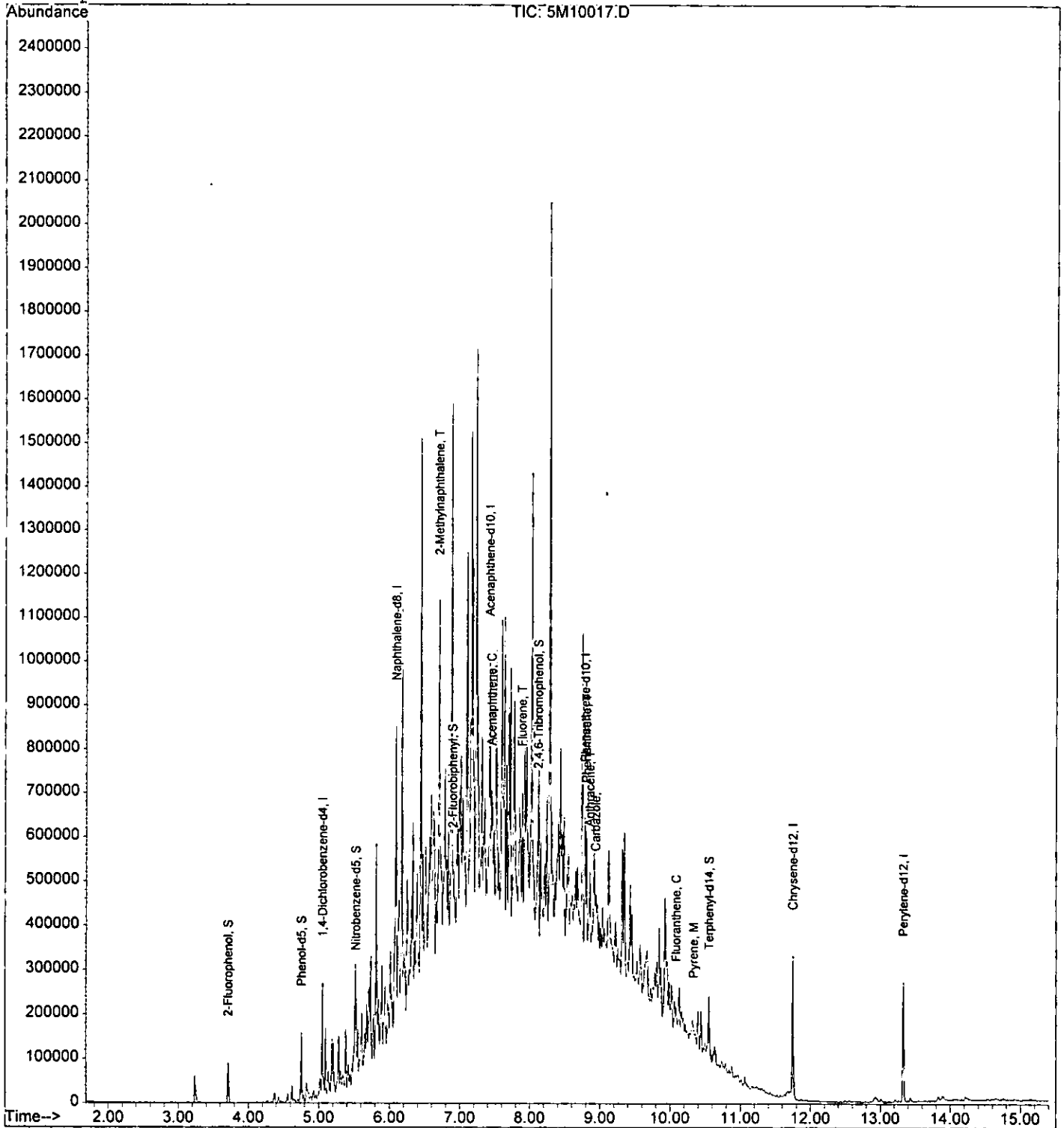
hgr

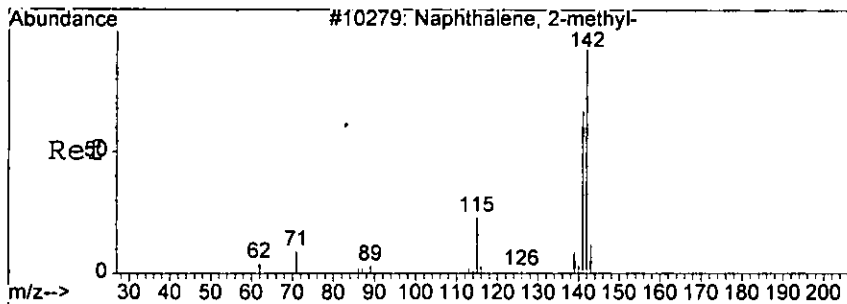
(#) = qualifier out of range (m) = manual integration

Quantitation Report

Data File : G:\GcMsData\2005\Gcms_5\Data\08-12-05\5M10017.D Vial: 0757
Acq On : 12 Aug 2005 15:33 Operator: AHD
Sample : AC18916-014 (5X) Inst : GCMS_5
Misc : S,BNA:5 Multiplr: 1.00
MS Integration Params: RTEINT.P
Quant Time: Aug 18 12:53 2005 Quant Results File: 5M_0812.RES

Method : G:\GCMSDATA\2005\GCMS_5\METHODS\5M_0812.M (RTE Integrator)
Title : @GCMS_5,mg,625,8270
Last Update : Fri Aug 12 11:21:41 2005
Response via : Initial Calibration

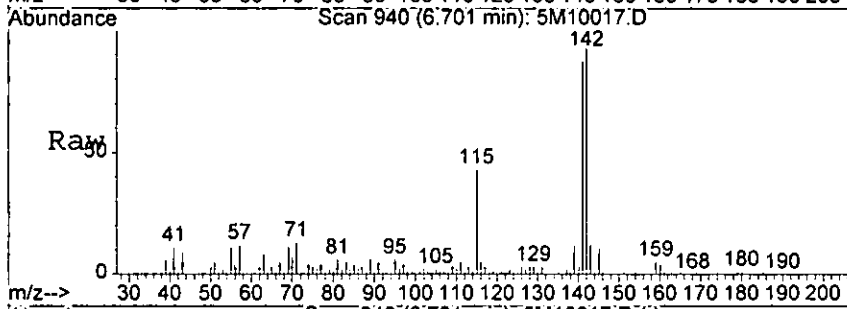




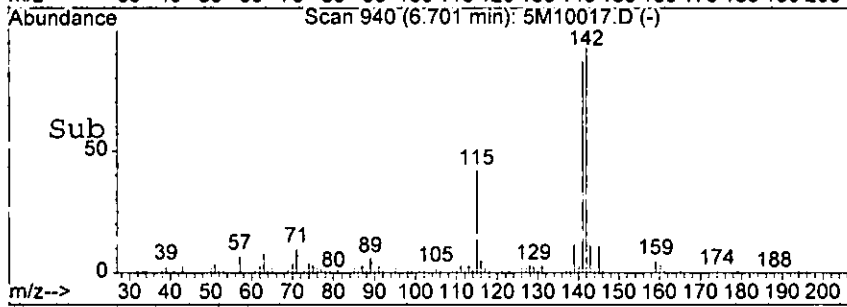
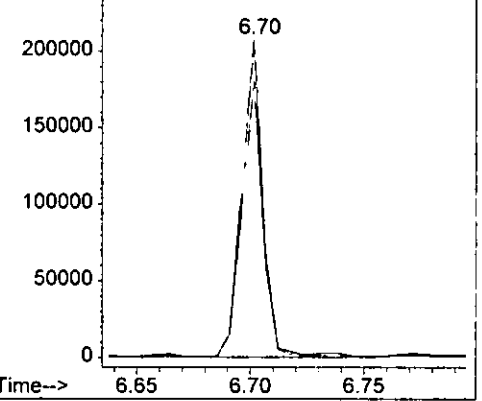
#34
 2-Methylnaphthalene
 Concen: 73.26 ng
 RT: 6.70 min Scan# 940
 Delta R.T. 0.07 min
 Lab File: 5M10017.D
 Acq: 12 Aug 2005 15:33

0758

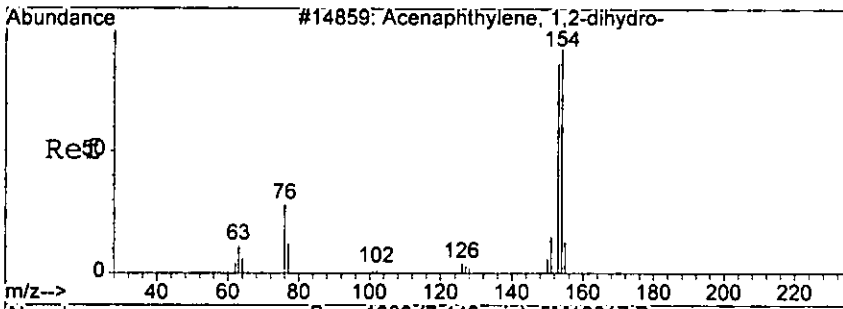
Tgt Ion:142 Resp: 132985
 Ion Ratio Lower Upper
 142 100
 141 87.0 42.0 122.0



Abundance Ion 142.00 (141.70 to 142.70): 5M1001
 Ion 141.00 (140.70 to 141.70): 5M1001



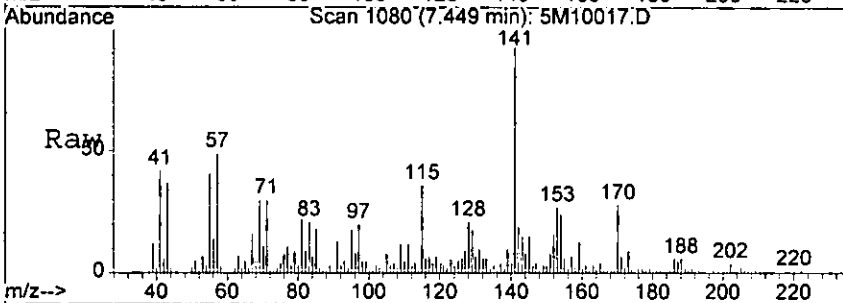
1081



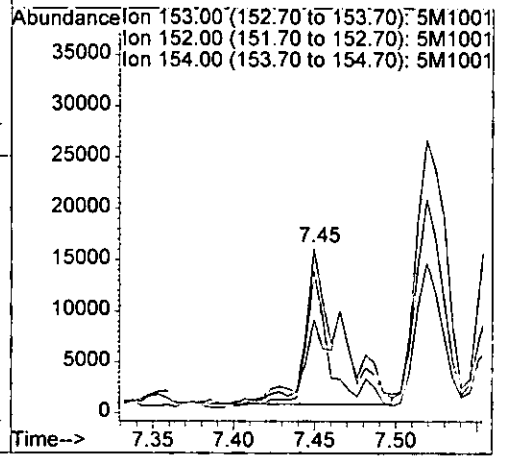
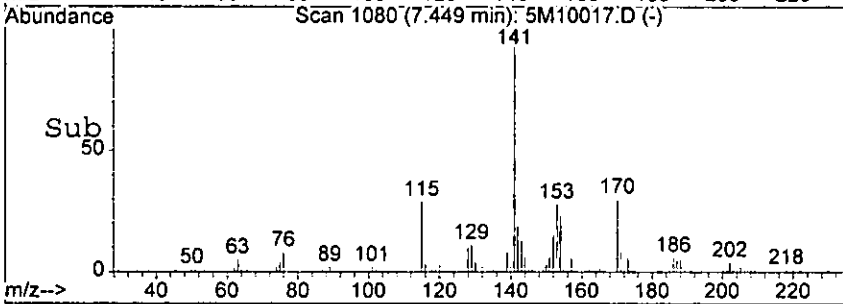
#50
 Acenaphthene
 Concen: 13.59 ng
 RT: 7.45 min Scan# 1080
 Delta R.T. -0.00 min
 Lab File: 5M10017.D
 Acq: 12 Aug 2005 15:33

0759

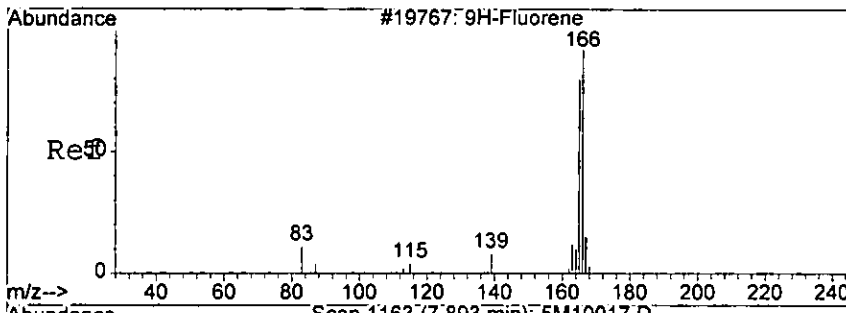
Tgt Ion	Resp	Lower	Upper
153	100		
152	52.0	5.1	85.1
154	87.1	57.6	137.6



Abundance
 Ion 153.00 (152.70 to 153.70): 5M1001
 Ion 152.00 (151.70 to 152.70): 5M1001
 Ion 154.00 (153.70 to 154.70): 5M1001



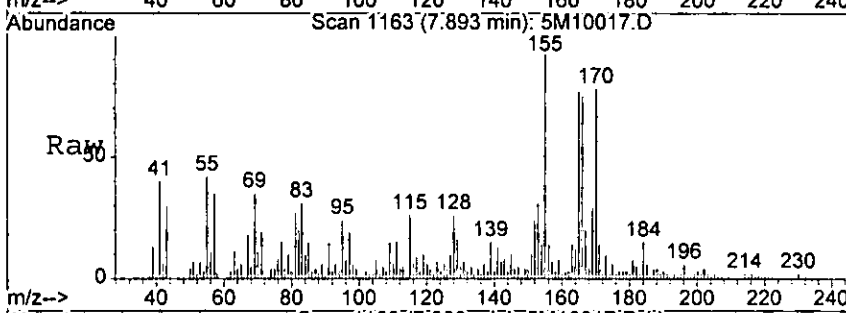
18/8



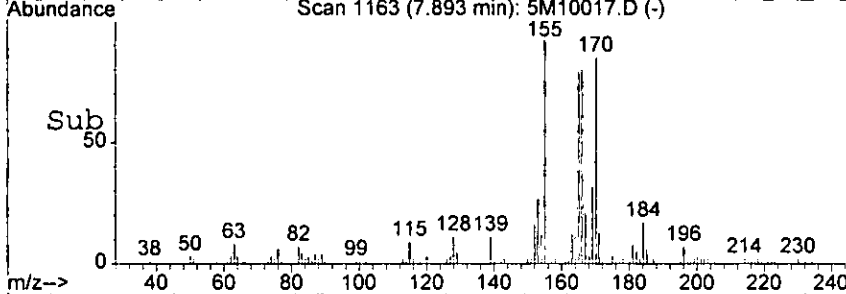
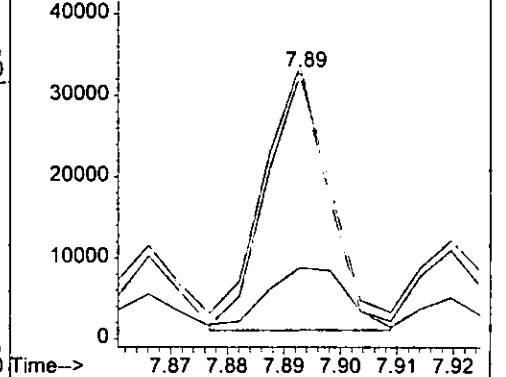
#57
 Fluorene
 Concen: 12.31 ng
 RT: 7.89 min Scan# 1163
 Delta R.T. 0.01 min
 Lab File: 5M10017.D
 Acq: 12 Aug 2005 15:33

0768

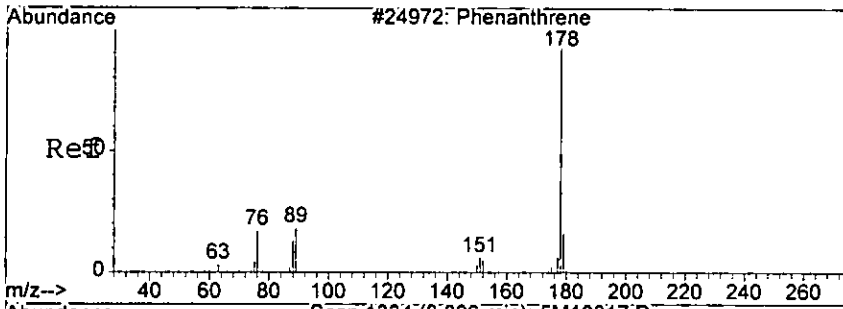
Tgt Ion	Resp	Lower	Upper
166	23950	100	
165	97.4	52.1	132.1
167	22.5	0.0	53.7



Abundance
 Ion 166.00 (165.70 to 166.70): 5M1001
 Ion 165.00 (164.70 to 165.70): 5M1001
 Ion 167.00 (166.70 to 167.70): 5M1001



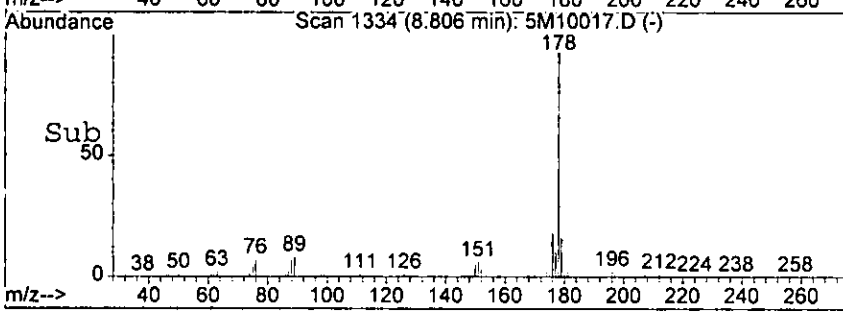
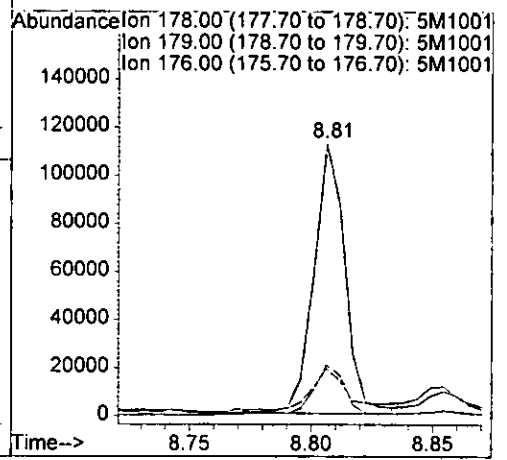
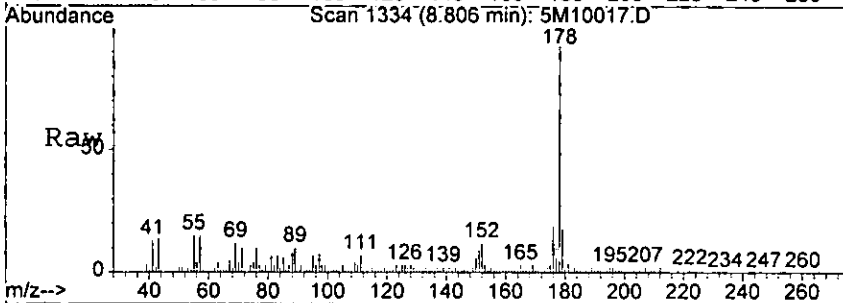
1818



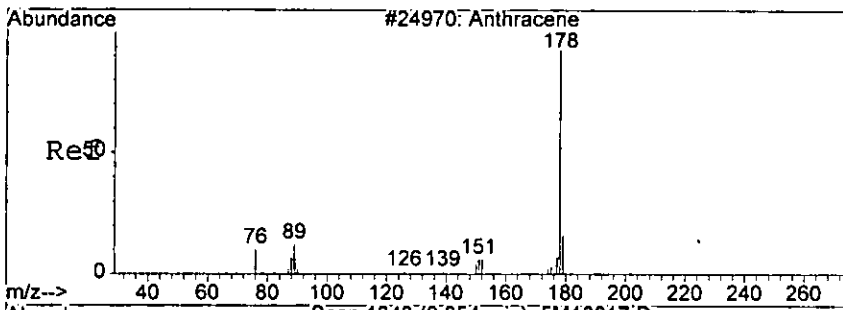
#70
 Phenanthrene
 Concn: 31.94 ng
 RT: 8.81 min Scan# 1334
 Delta R.T. 0.01 min
 Lab File: 5M10017.D
 Acq: 12 Aug 2005 15:33

0761

Tgt Ion	Resp	Lower	Upper
178	100147		
179	16.3	0.0	54.9
176	18.5	0.0	57.7



1818

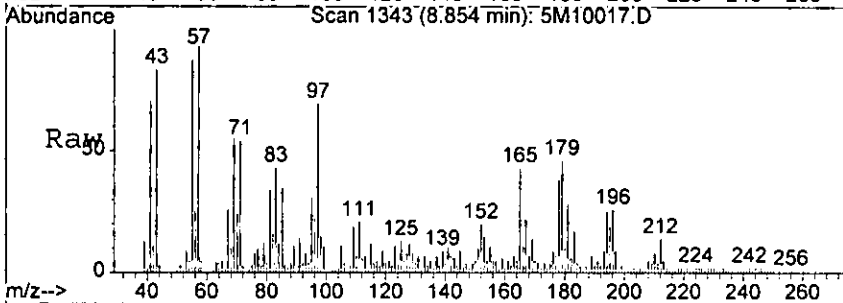


#71
 Anthracene
 Concen: 4.04 ng m
 RT: 8.85 min Scan# 1343
 Delta R.T. -0.00 min
 Lab File: 5M10017.D
 Acq: 12 Aug 2005 15:33

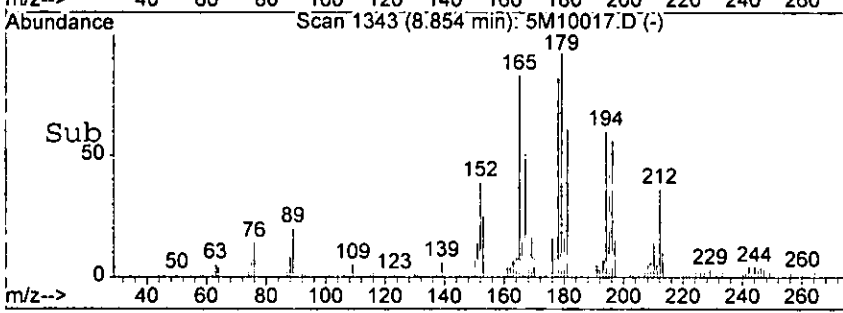
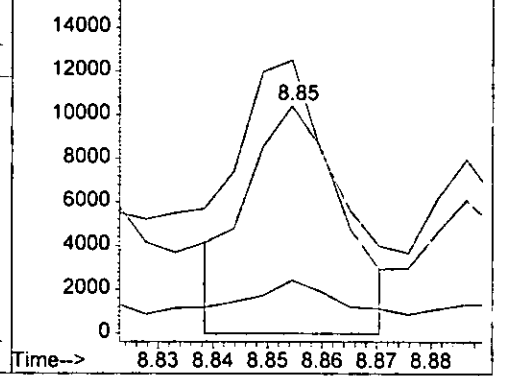
0762

Tgt Ion: 178 Resp: 12803

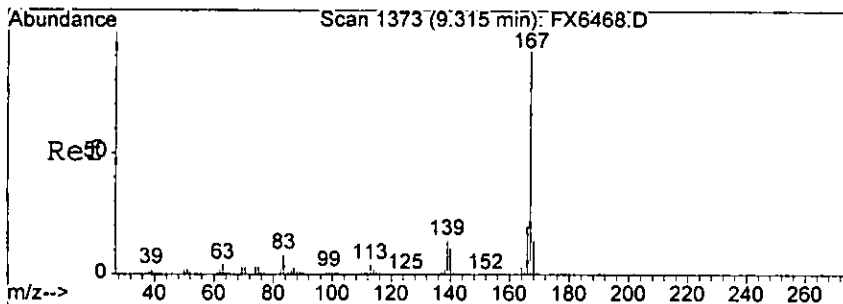
Ion	Ratio	Lower	Upper
178	100		
179	120.1	0.0	54.3#
176	23.2	0.0	57.7



Abundance Ion 178.00 (177.70 to 178.70): 5M1001
 Ion 179.00 (178.70 to 179.70): 5M1001
 Ion 176.00 (175.70 to 176.70): 5M1001

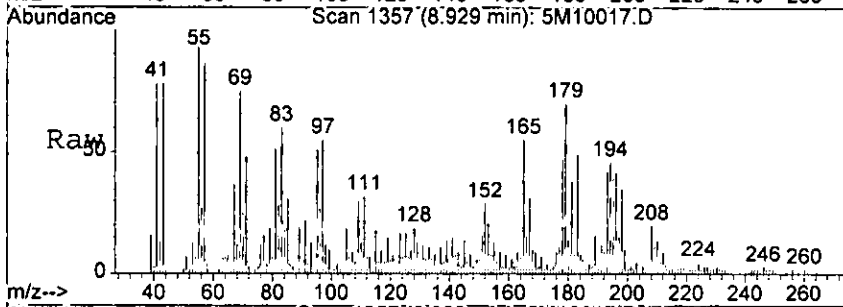


178

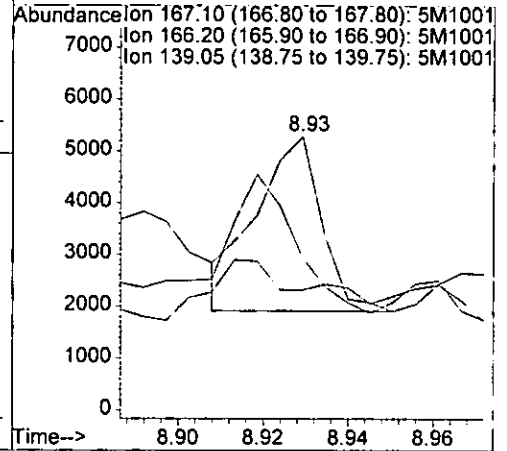
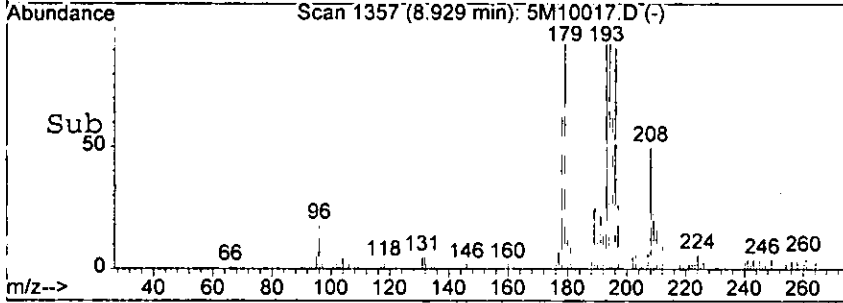


#72
 Carbazole
 Concen: 1.18 ng
 RT: 8.93 min Scan# 1357
 Delta R.T. -0.10 min
 Lab File: 5M10017.D
 Acq: 12 Aug 2005 15:33

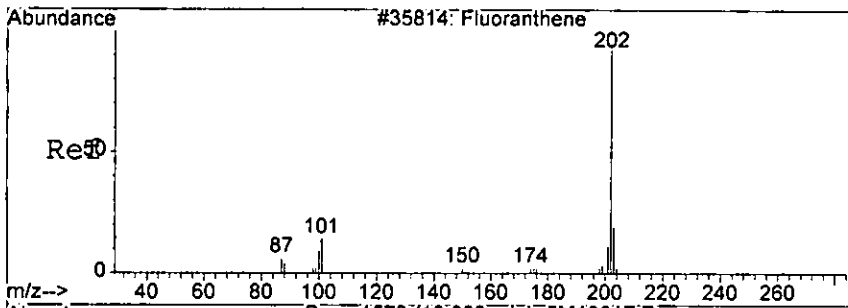
0763



Tgt Ion:	167	Resp:	3612
Ion Ratio	100	Lower	Upper
166	25.3	0.0	39.5
139	3.3	0.0	33.0



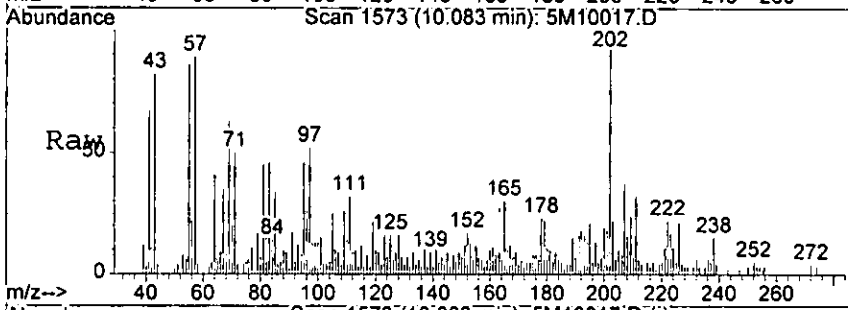
Later



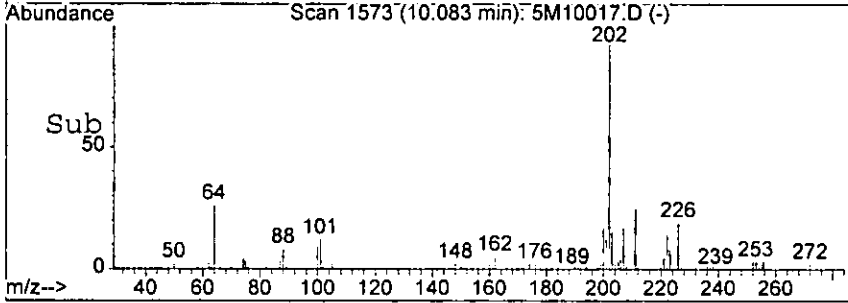
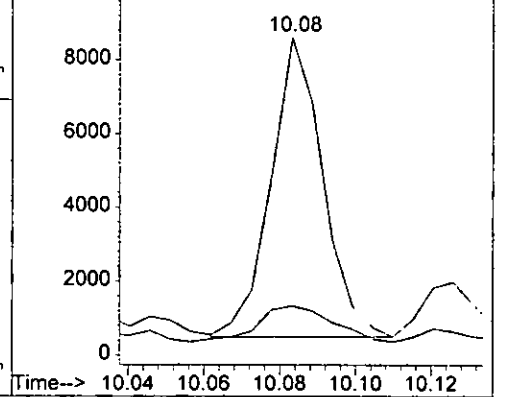
#76
 Fluoranthene
 Concen: 2.22 ng
 RT: 10.08 min Scan# 1573
 Delta R.T. -0.00 min
 Lab File: 5M10017.D
 Acq: 12 Aug 2005 15:33

0764

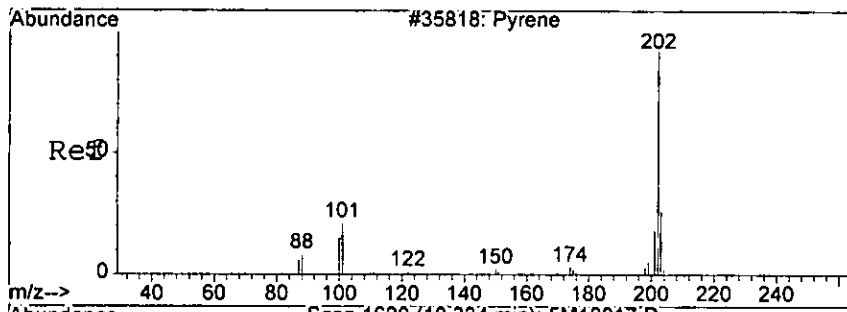
Tgt Ion: 202 Resp: 7718
 Ion Ratio Lower Upper
 202 100
 101 11.9 0.0 52.5



Abundance Ion 202.00 (201.70 to 202.70): 5M10017.D
 10000 Ion 101.00 (100.70 to 101.70): 5M10017.D

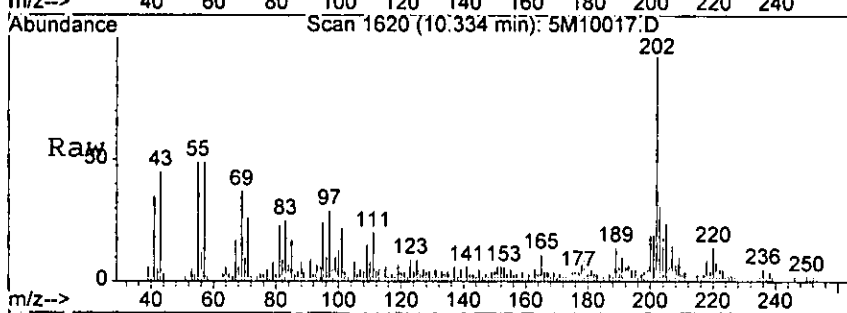


Lower

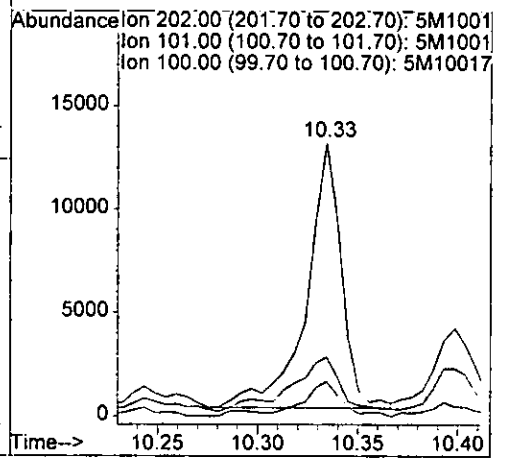
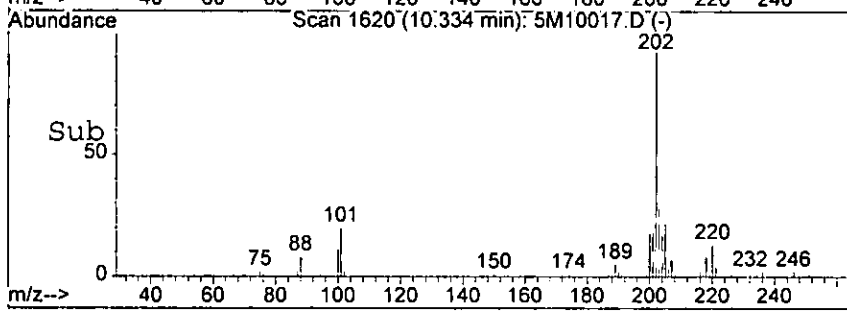


#78
 Pyrene
 Concen: 3.92 ng
 RT: 10.33 min Scan# 1620
 Delta R.T. -0.00 min
 Lab File: 5M10017.D
 Acq: 12 Aug 2005 15:33

0765



Tgt Ion	Resp	Lower	Upper
202	15442	100	
101	19.9	0.0	55.5
100	13.2	0.0	52.1



Handwritten signature

Form1

ORGANICS SEMIVOLATILE REPORT

0766

Sample Number: AC18916-015
 Client Id: PCSB-47 (10.5')
 Data File: 5M09934.D
 Analysis Date: 08/10/05 15:17
 Date Rec/Extracted: 08/04/05-08/09/05

Matrix: Soil
 Initial Vol: 30g
 Final Vol: 1ml
 Dilution: 1
 Solids: 64

Units: mg/Kg

Cas #	Compound	RL	Conc	Cas #	Compound	RL	Conc
120-82-1	1,2,4-Trichlorobenzene	0.0091	U	205-99-2	Benzo[b]fluoranthene	0.014	U
95-50-1	1,2-Dichlorobenzene	0.021	U	191-24-2	Benzo[g,h,i]perylene	0.0075	U
122-66-7	1,2-Diphenylhydrazine	0.017	U	207-08-9	Benzo[k]fluoranthene	0.018	U
541-73-1	1,3-Dichlorobenzene	0.015	U	111-91-1	bis(2-Chloroethoxy)methan	0.012	U
106-46-7	1,4-Dichlorobenzene	0.0091	U	111-44-4	bis(2-Chloroethyl)ether	0.023	U
95-95-4	2,4,5-Trichlorophenol	0.081	U	108-60-1	bis(2-chloroisopropyl)ether	0.011	U
88-06-2	2,4,6-Trichlorophenol	0.039	U	117-81-7	bis(2-Ethylhexyl)phthalate	0.033	U
120-83-2	2,4-Dichlorophenol	0.069	U	85-68-7	Butylbenzylphthalate	0.014	U
105-67-9	2,4-Dimethylphenol	0.044	U	86-74-8	Carbazole	0.010	U
51-28-5	2,4-Dinitrophenol	0.096	U	218-01-9	Chrysene	0.015	U
121-14-2	2,4-Dinitrotoluene	0.019	U	84-74-2	Di-n-butylphthalate	0.011	0.062
606-20-2	2,6-Dinitrotoluene	0.023	U	117-84-0	Di-n-octylphthalate	0.018	U
91-58-7	2-Chloronaphthalene	0.0059	U	53-70-3	Dibenzo[a,h]anthracene	0.0095	U
95-57-8	2-Chlorophenol	0.096	U	132-64-9	Dibenzofuran	0.067	U
91-57-6	2-Methylnaphthalene	0.089	U	84-66-2	Diethylphthalate	0.012	U
95-48-7	2-Methylphenol	0.19	U	131-11-3	Dimethylphthalate	0.0090	U
88-74-4	2-Nitroaniline	0.067	U	206-44-0	Fluoranthene	0.0086	U
88-75-5	2-Nitrophenol	0.064	U	86-73-7	Fluorene	0.012	U
106-44-5	3&4-Methylphenol	0.19	U	118-74-1	Hexachlorobenzene	0.021	U
91-94-1	3,3'-Dichlorobenzidine	0.091	U	87-68-3	Hexachlorobutadiene	0.013	U
99-09-2	3-Nitroaniline	0.13	U	77-47-4	Hexachlorocyclopentadiene	0.14	U
534-52-1	4,6-Dinitro-2-methylphenol	0.099	U	67-72-1	Hexachloroethane	0.018	U
101-55-3	4-Bromophenyl-phenylether	0.021	U	193-39-5	Indeno[1,2,3-cd]pyrene	0.0088	U
59-50-7	4-Chloro-3-methylphenol	0.10	U	78-59-1	Isophorone	0.28	U
106-47-8	4-Chloroaniline	0.35	U	621-64-7	N-Nitroso-di-n-propylamine	0.017	U
7005-72-3	4-Chlorophenyl-phenylether	0.015	U	62-75-9	N-Nitrosodimethylamine	0.58	U
100-01-6	4-Nitroaniline	0.078	U	86-30-6	n-Nitrosodiphenylamine	0.014	U
100-02-7	4-Nitrophenol	0.074	U	91-20-3	Naphthalene	0.0051	U
83-32-9	Acenaphthene	0.0086	U	98-95-3	Nitrobenzene	0.015	U
208-96-8	Acenaphthylene	0.0079	U	87-86-5	Pentachlorophenol	0.050	U
120-12-7	Anthracene	0.010	U	85-01-8	Phenanthrene	0.012	U
92-87-5	Benazidine	0.54	U	108-95-2	Phenol	0.086	U
56-55-3	Benzo[a]anthracene	0.0073	U	129-00-0	Pyrene	0.012	U
50-32-8	Benzo[a]pyrene	0.0087	0.71				

Worksheet #: 18415

Total Target Concentration 0.772

U - Indicates the compound was analyzed but not detected.
 B - Indicates the analyte was found in the blank as well as in the sample.
 E - Indicates the analyte concentration exceeds the calibration range of the instrument.

R - Retention Time Out
 J - Indicates an estimated value when a compound is detected at less than the specified detection limit.

Data File : G:\GcMsData\2005\Gcms_5\Data\08-10-05\5M09934.D Vial: 246
 Acq On : 10 Aug 2005 15:17 Operator: AHD
 Sample : AC18916-015 Inst : GCMS_5
 Misc : S,BNA Multiplr: 1.00
 MS Integration Params: RTEINT.P
 Quant Time: Aug 18 12:55 2005 Quant Results File: 5M_0722.RES

Quant Method : G:\GCMSDATA\2005\GCMS_5\METHODS\5M_0722.M (RTE Integrator)
 Title : @GCMS_5,mg,625,8270
 Last Update : Fri Jul 22 11:19:45 2005
 Response via : Initial Calibration
 DataAcq Meth : 5M_RUN5

Internal Standards	R.T.	QIon	Response	Conc	Units	Dev (Min)
1) 1,4-Dichlorobenzene-d4	5.08	152	31733	40.00	ng	-0.17
20) Naphthalene-d8	6.12	136	112541	40.00	ng	-0.16
36) Acenaphthene-d10	7.45	164	69214	40.00	ng	-0.19
61) Phenanthrene-d10	8.81	188	107710	40.00	ng	-0.22
77) Chrysene-d12	11.78	240	81191	40.00	ng	-0.25
88) Perylene-d12	13.37	264	64592	40.00	ng	-0.25
System Monitoring Compounds						
4) 2-Fluorophenol	3.75	112	157774	147.62	ng	-0.21
Spiked Amount	200.000		Recovery	=	73.81%	
8) Phenol-d5	4.78	99	204396	130.79	ng	-0.17
Spiked Amount	200.000		Recovery	=	65.40%	
21) Nitrobenzene-d5	5.55	128	39373	79.91	ng	-0.17
Spiked Amount	100.000		Recovery	=	79.91%	
41) 2-Fluorobiphenyl	6.93	172	161353	74.58	ng	-0.16
Spiked Amount	100.000		Recovery	=	74.58%	
64) 2,4,6-Tribromophenol	8.14	330	38211	165.76	ng	-0.21
Spiked Amount	200.000		Recovery	=	82.88%	
80) Terphenyl-d14	10.59	244	156082	81.37	ng	-0.22
Spiked Amount	100.000		Recovery	=	81.37%	
Target Compounds						Qvalue
74) Di-n-butylphthalate	9.47	149	4157	1.19	ng	96
92) Benzo[a]pyrene	13.39	252	32826	13.68	ng	96

Handwritten signature

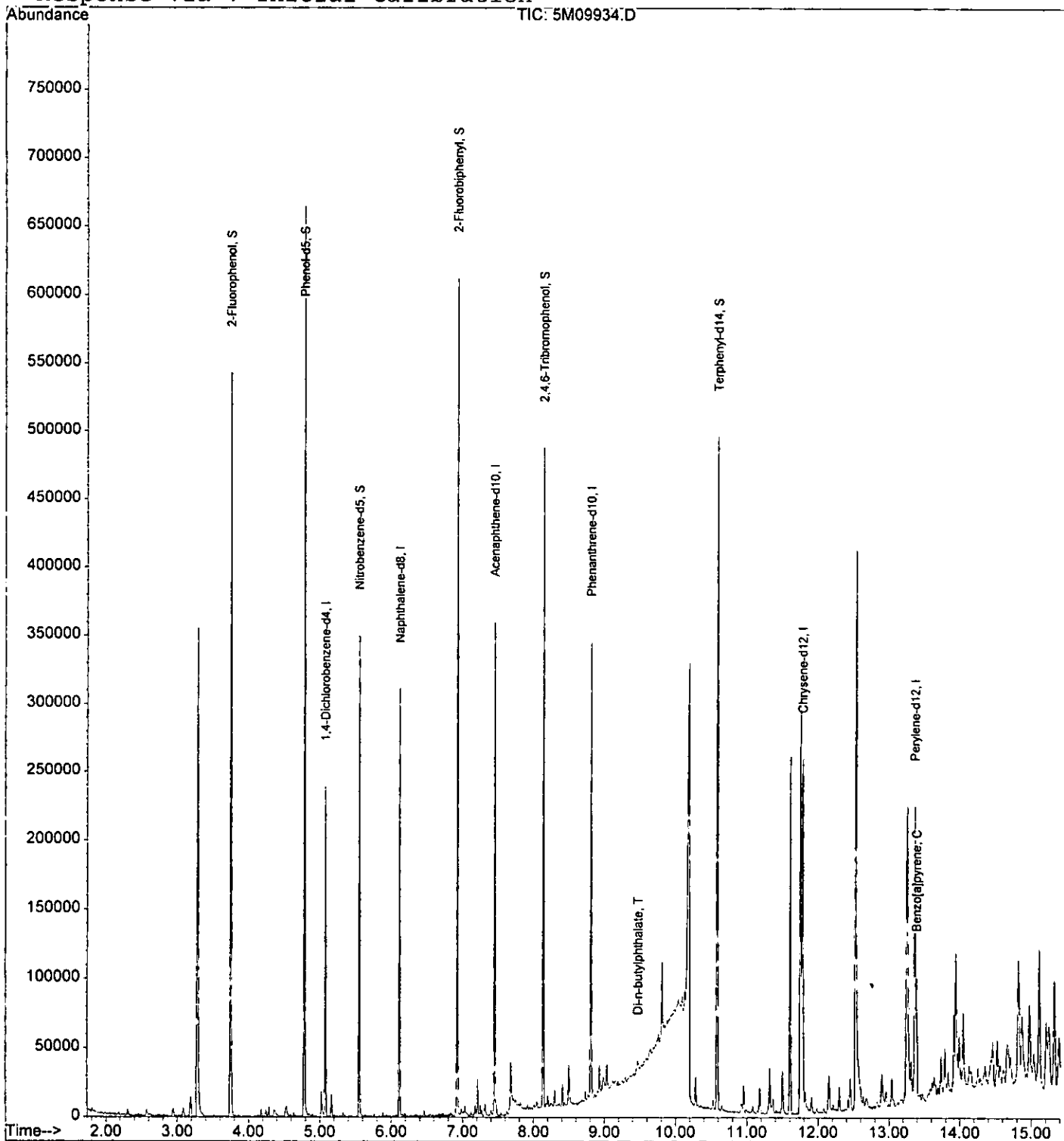
(#) = qualifier out of range (m) = manual integration

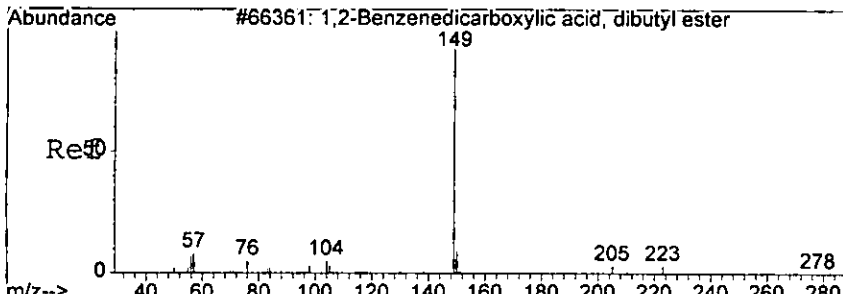
Quantitation Report

Data File : G:\GcMsData\2005\Gcms_5\Data\08-10-05\5M09934.D Vial: 24
Acq On : 10 Aug 2005 15:17 Operator: AHD
Sample : AC18916-015 Inst : GCMS_5
Misc : S,BNA Multiplr: 1.00
MS Integration Params: RTEINT.P
Quant Time: Aug 18 12:55 2005

Quant Results File: 5M_0722.RES

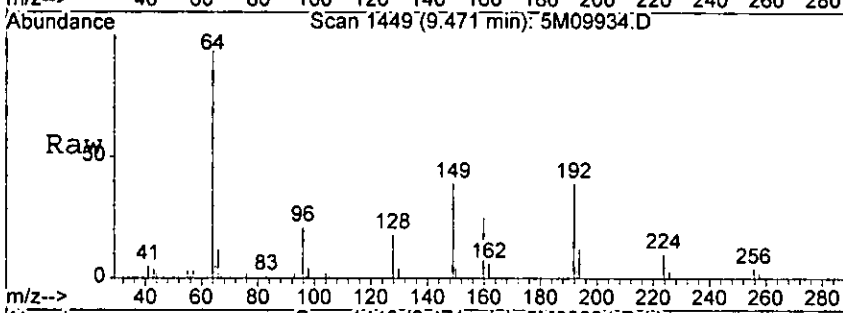
Method : G:\GCMSDATA\2005\GCMS_5\METHODS\5M_0722.M (RTE Integrator)
Title : @GCMS_5,mg,625,8270
Last Update : Fri Jul 22 11:19:45 2005
Response via : Initial Calibration





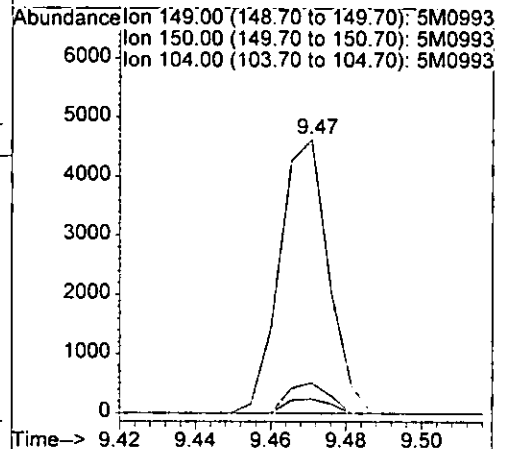
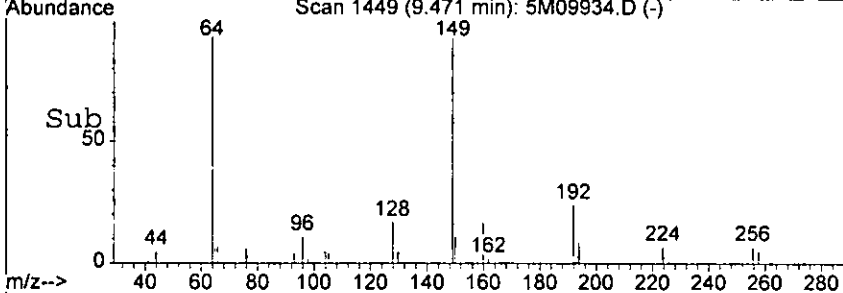
#74
 Di-n-butylphthalate
 Concen: 1.19 ng
 RT: 9.47 min Scan# 1449
 Delta R.T. -0.21 min
 Lab File: 5M09934.D
 Acq: 10 Aug 2005 15:17

0759

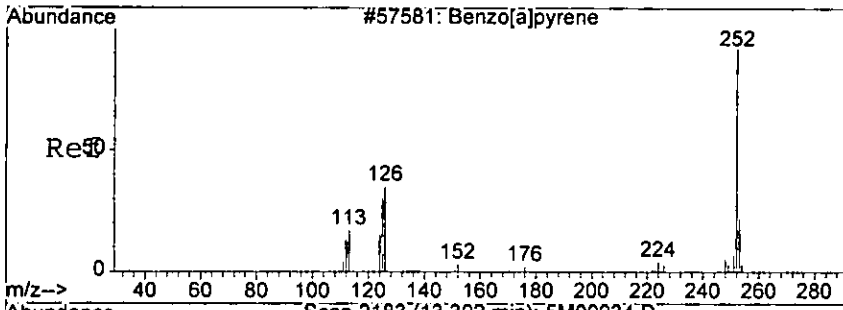


Tgt Ion: 149 Resp: 4157

Ion	Ratio	Lower	Upper
149	100		
150	11.1	0.0	49.0
104	5.2	0.0	45.3

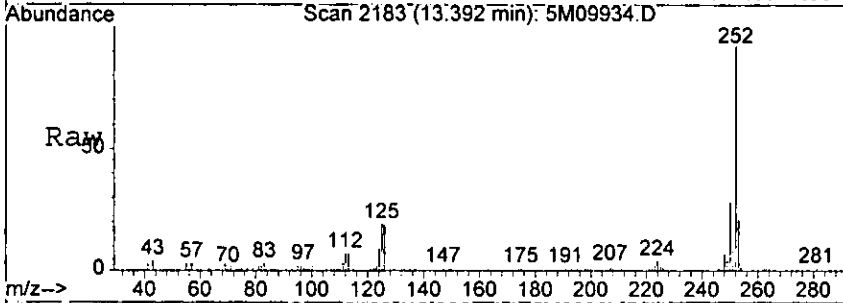


1885

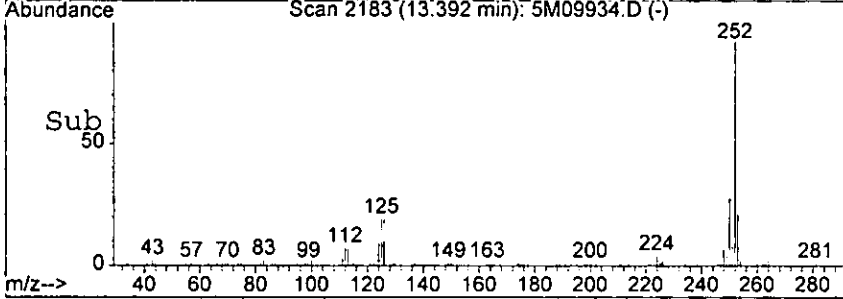
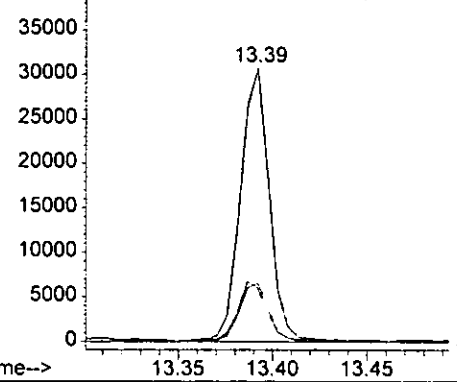


#92
 Benzo[a]pyrene
 Concen: 13.68 ng
 RT: 13.39 min Scan# 2183
 Delta R.T. -0.18 min
 Lab File: 5M09934.D
 Acq: 10 Aug 2005 15:17

Tgt Ion	Resp	Lower	Upper
252	32826	100	
253	21.3	0.0	61.5
125	19.4	0.0	56.0



Abundance
 Ion 252.00 (251.70 to 252.70): 5M0993
 Ion 253.00 (252.70 to 253.70): 5M0993
 Ion 125.00 (124.70 to 125.70): 5M0993



18/05

Form1

ORGANICS SEMIVOLATILE REPORT

0771

Sample Number: AC18916-016
 Client Id: PCSB-49 (0.5')
 Data File: 5M09937.D
 Analysis Date: 08/10/05 16:23
 Date Rec/Extracted: 08/04/05-08/09/05

Matrix: Soil
 Initial Vol: 30g
 Final Vol: 1ml
 Dilution: 1
 Solids: 96

Units: mg/Kg

Cas #	Compound	RL	Conc	Cas #	Compound	RL	Conc
120-82-1	1,2,4-Trichlorobenzene	0.0061	U	205-99-2	Benzo[b]fluoranthene	0.0096	0.20
95-50-1	1,2-Dichlorobenzene	0.014	U	191-24-2	Benzo[g,h,i]perylene	0.0050	0.19
122-66-7	1,2-Diphenylhydrazine	0.011	U	207-08-9	Benzo[k]fluoranthene	0.012	0.066
541-73-1	1,3-Dichlorobenzene	0.0099	U	111-91-1	bis(2-Chloroethoxy)methan	0.0081	U
106-46-7	1,4-Dichlorobenzene	0.0061	U	111-44-4	bis(2-Chloroethyl)ether	0.015	U
95-95-4	2,4,5-Trichlorophenol	0.054	U	108-60-1	bis(2-chloroisopropyl)ether	0.0072	U
88-06-2	2,4,6-Trichlorophenol	0.026	U	117-81-7	bis(2-Ethylhexyl)phthalat	0.022	0.039
120-83-2	2,4-Dichlorophenol	0.046	U	85-68-7	Butylbenzylphthalate	0.0094	U
105-67-9	2,4-Dimethylphenol	0.029	U	86-74-8	Carbazole	0.0067	0.035
51-28-5	2,4-Dinitrophenol	0.064	U	218-01-9	Chrysene	0.0099	0.16
121-14-2	2,4-Dinitrotoluene	0.012	U	84-74-2	Di-n-butylphthalate	0.0070	U
606-20-2	2,6-Dinitrotoluene	0.016	U	117-84-0	Di-n-octylphthalate	0.012	U
91-58-7	2-Chloronaphthalene	0.0039	U	53-70-3	Dibenzo[a,h]anthracene	0.0064	U
95-57-8	2-Chlorophenol	0.064	U	132-64-9	Dibenzofuran	0.045	U
91-57-6	2-Methylnaphthalene	0.059	U	84-66-2	Diethylphthalate	0.0082	U
95-48-7	2-Methylphenol	0.13	U	131-11-3	Dimethylphthalate	0.0060	U
88-74-4	2-Nitroaniline	0.045	U	206-44-0	Fluoranthene	0.0057	0.26
88-75-5	2-Nitrophenol	0.043	U	86-73-7	Fluorene	0.0083	U
106-44-5	3&4-Methylphenol	0.13	U	118-74-1	Hexachlorobenzene	0.014	U
91-94-1	3,3'-Dichlorobenzidine	0.061	U	87-68-3	Hexachlorobutadiene	0.0085	U
99-09-2	3-Nitroaniline	0.087	U	77-47-4	Hexachlorocyclopentadiene	0.094	U
534-52-1	4,6-Dinitro-2-methylphenol	0.066	U	67-72-1	Hexachloroethane	0.012	U
101-55-3	4-Bromophenyl-phenylether	0.014	U	193-39-5	Indeno[1,2,3-cd]pyrene	0.0059	0.11
59-50-7	4-Chloro-3-methylphenol	0.070	U	78-59-1	Isophorone	0.19	U
106-47-8	4-Chloroaniline	0.24	U	621-64-7	N-Nitroso-di-n-propylamine	0.011	U
7005-72-3	4-Chlorophenyl-phenylether	0.0098	U	62-75-9	N-Nitrosodimethylamine	0.39	U
100-01-6	4-Nitroaniline	0.052	U	86-30-6	n-Nitrosodiphenylamine	0.0095	U
100-02-7	4-Nitrophenol	0.049	U	91-20-3	Naphthalene	0.0034	U
83-32-9	Acenaphthene	0.0057	U	98-95-3	Nitrobenzene	0.0098	U
208-96-8	Acenaphthylene	0.0052	0.035	87-86-5	Pentachlorophenol	0.034	U
120-12-7	Anthracene	0.0069	0.044	85-01-8	Phenanthrene	0.0077	0.17
92-87-5	Benzidine	0.36	U	108-95-2	Phenol	0.057	U
56-55-3	Benzo[a]anthracene	0.0048	0.14	129-00-0	Pyrene	0.0079	0.26
50-32-8	Benzo[a]pyrene	0.0058	0.15				

Worksheet #: 18415

Total Target Concentration 1.859

U - Indicates the compound was analyzed but not detected.
 B - Indicates the analyte was found in the blank as well as in the sample.
 E - Indicates the analyte concentration exceeds the calibration range of the instrument.

R - Retention Time Out
 J - Indicates an estimated value when a compound is detected at less than the specified detection limit.

0722

Data File : G:\GcMsData\2005\Gcms_5\Data\08-10-05\5M09937.D Vial: 2
 Acq On : 10 Aug 2005 16:23 Operator: AHD
 Sample : AC18916-016 Inst : GCMS_5
 Misc : S,BNA Multiplr: 1.00
 MS Integration Params: RTEINT.P
 Quant Time: Aug 18 13:04 2005 Quant Results File: 5M_0722.RES

Quant Method : G:\GCMSDATA\2005\GCMS_5\METHODS\5M_0722.M (RTE Integrator)
 Title : @GCMS_5,mg,625,8270
 Last Update : Fri Jul 22 11:19:45 2005
 Response via : Initial Calibration
 DataAcq Meth : 5M_RUN5

Internal Standards	R.T.	QIon	Response	Conc	Units	Dev (Min)
1) 1,4-Dichlorobenzene-d4	5.08	152	30730	40.00	ng	-0.17
20) Naphthalene-d8	6.12	136	116222	40.00	ng	-0.16
36) Acenaphthene-d10	7.45	164	65354	40.00	ng	-0.19
61) Phenanthrene-d10	8.81	188	98859	40.00	ng	-0.21
77) Chrysene-d12	11.78	240	77050	40.00	ng	-0.25
88) Perylene-d12	13.37	264	65354	40.00	ng	-0.25

System Monitoring Compounds	R.T.	QIon	Response	Conc	Units	Dev (Min)
4) 2-Fluorophenol	3.75	112	125711	121.46	ng	-0.21
Spiked Amount			Recovery	=	60.73%	
8) Phenol-d5	4.78	99	164306	108.56	ng	-0.17
Spiked Amount			Recovery	=	54.28%	
21) Nitrobenzene-d5	5.55	128	32242	63.36	ng	-0.17
Spiked Amount			Recovery	=	63.36%	
41) 2-Fluorobiphenyl	6.93	172	134689	65.93	ng	-0.16
Spiked Amount			Recovery	=	65.93%	
64) 2,4,6-Tribromophenol	8.14	330	29144	137.75	ng	-0.20
Spiked Amount			Recovery	=	68.88%	
80) Terphenyl-d14	10.59	244	125892	69.16	ng	-0.22
Spiked Amount			Recovery	=	69.16%	

Target Compounds	R.T.	QIon	Response	Conc	Units	Qvalue
47) Acenaphthylene	7.33	152	2951	1.01	ng	90
70) Phenanthrene	8.83	178	13714	4.81	ng	97
71) Anthracene	8.89	178	3717	1.28	ng	98
72) Carbazole	9.06	167	2683	1.01	ng	79
76) Fluoranthene	10.12	202	22939	7.38	ng	99
78) Pyrene	10.37	202	22984	7.45	ng	100
85) Benzo[a]anthracene	11.77	228	11811	4.17	ng	96
86) Chrysene	11.81	228	11953	4.60	ng	97
87) bis(2-Ethylhexyl)phthalate	11.91	149	2123	1.13	ng	89
90) Benzo[b]fluoranthene	12.98	252	14775	5.73	ng	96
91) Benzo[k]fluoranthene	13.00	252	4988m	1.91	ng	
92) Benzo[a]pyrene	13.31	252	10300	4.24	ng	98
93) Indeno[1,2,3-cd]pyrene	14.39	276	8343	3.17	ng	89
95) Benzo[g,h,i]perylene	14.65	276	11820m	5.37	ng	

Handwritten signature

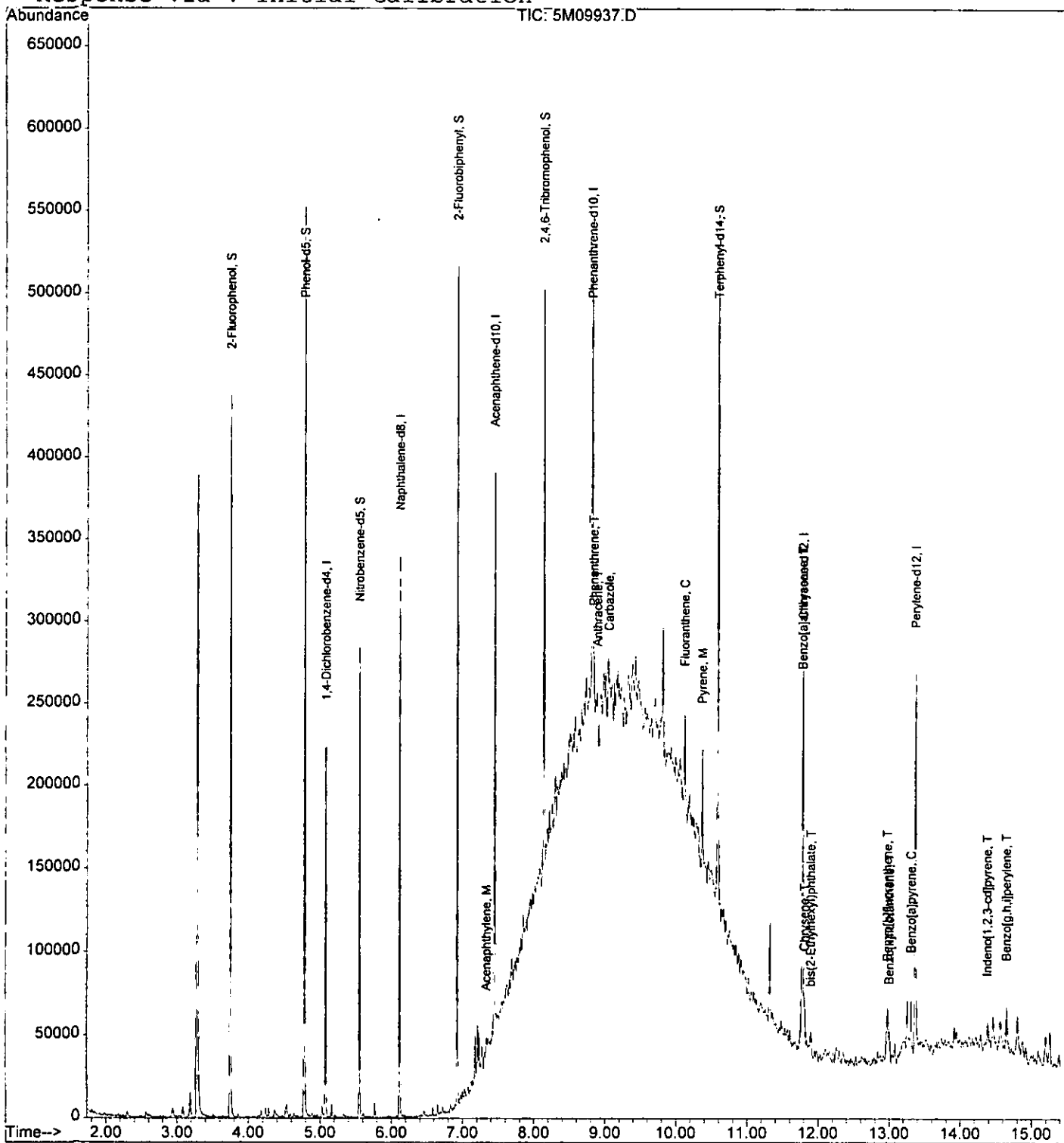
Quantitation Report

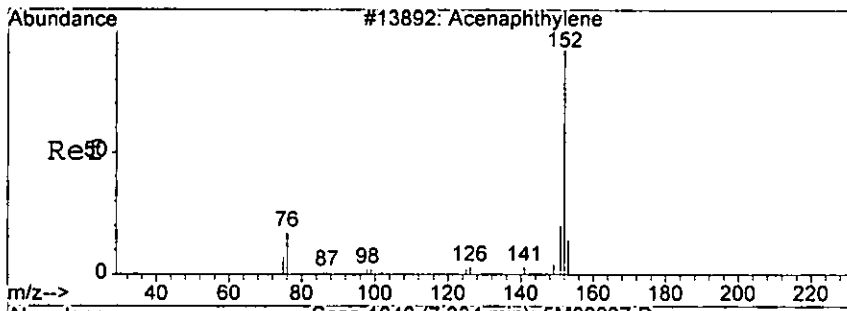
Data File : G:\GcMsData\2005\Gcms_5\Data\08-10-05\5M09937.D
 Acq On : 10 Aug 2005 16:23
 Sample : AC18916-016
 Misc : S,BNA
 MS Integration Params: RTEINT.P
 Quant Time: Aug 18 13:04 2005

Vial: 2290
 Operator: AHD
 Inst : GCMS_5
 Multiplr: 1.00

Quant Results File: 5M_0722.RES

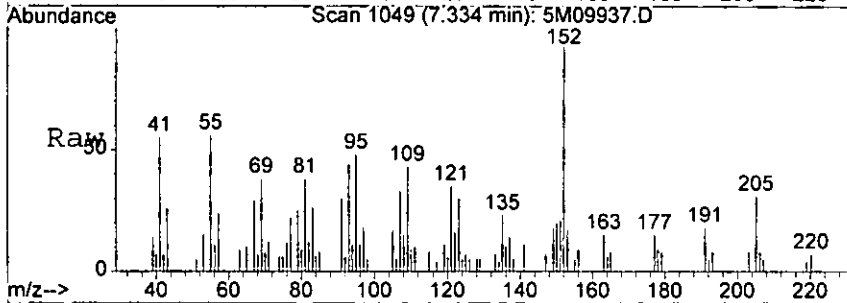
Method : G:\GCMSDATA\2005\GCMS_5\METHODS\5M_0722.M (RTE Integrator)
 Title : @GCMS_5,mg,625,8270
 Last Update : Fri Jul 22 11:19:45 2005
 Response via : Initial Calibration





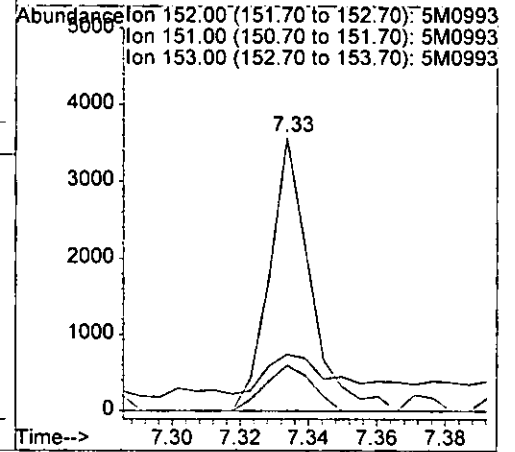
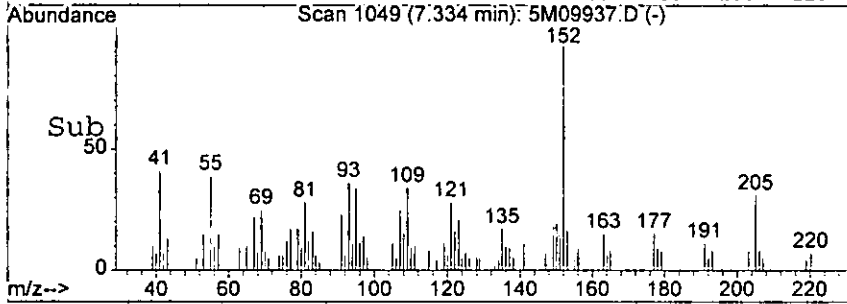
#47
 Acenaphthylene
 Concen: 1.01 ng
 RT: 7.33 min Scan# 1049
 Delta R.T. -0.19 min
 Lab File: 5M09937.D
 Acq: 10 Aug 2005 16:23

0774

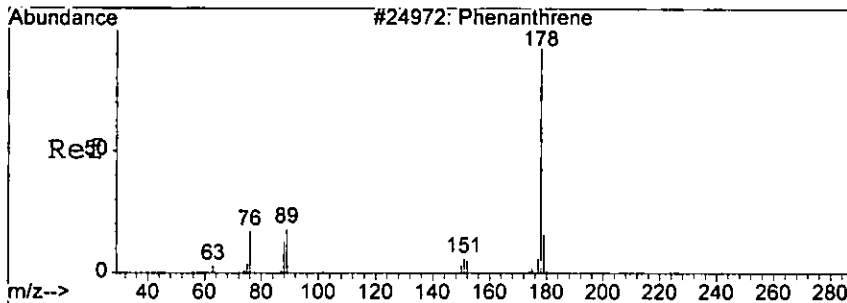


Tgt Ion: 152 Resp: 2951

Ion	Ratio	Lower	Upper
152	100		
151	13.2	0.0	59.1
153	16.7	0.0	53.9



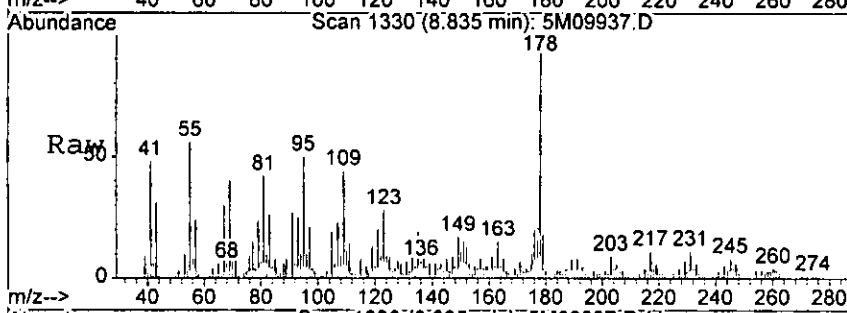
Leiser



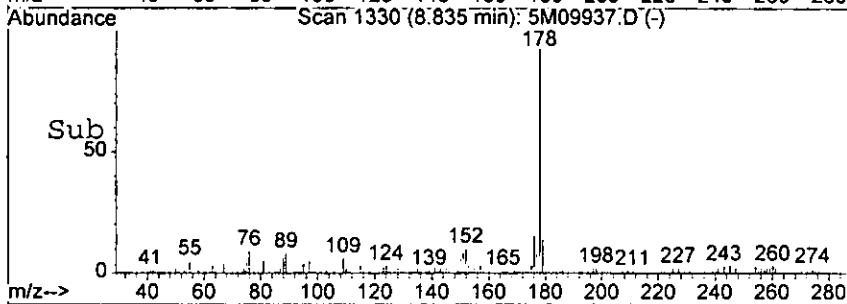
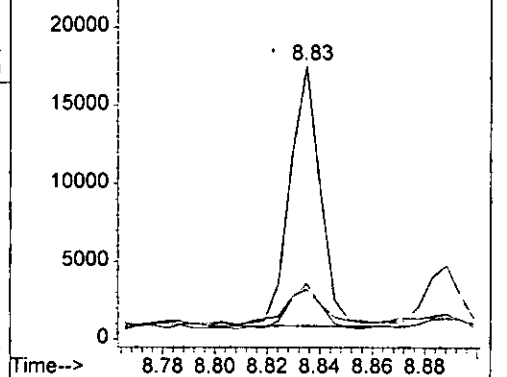
#70
 Phenanthrene
 Concen: 4.81 ng
 RT: 8.83 min Scan# 1330
 Delta R.T. -0.22 min
 Lab File: 5M09937.D
 Acq: 10 Aug 2005 16:23

0775

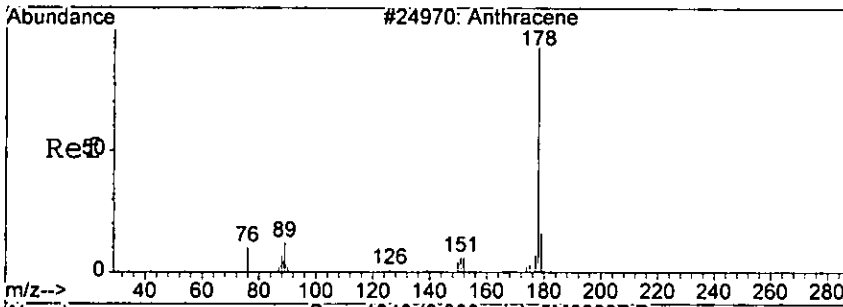
Tgt Ion	Resp	Lower	Upper
178	13714		
179	13.0	0.0	54.9
176	17.0	0.0	57.7



Abundance
 Ion 178.00 (177.70 to 178.70): 5M0993
 Ion 179.00 (178.70 to 179.70): 5M0993
 Ion 176.00 (175.70 to 176.70): 5M0993

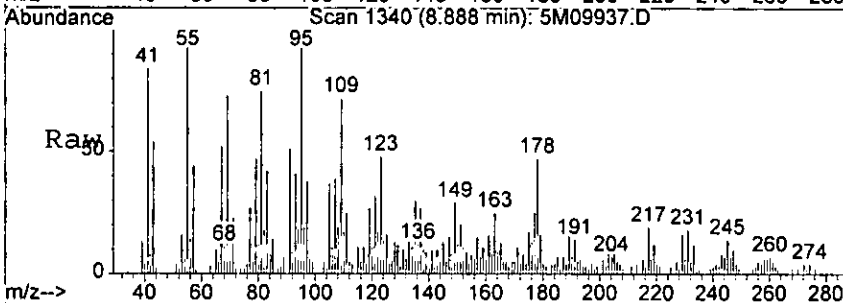


Handwritten signature/initials



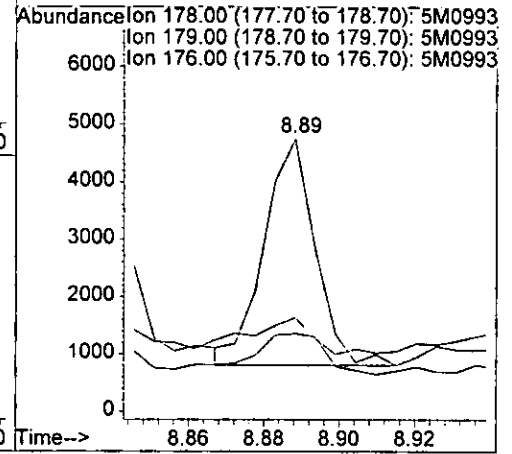
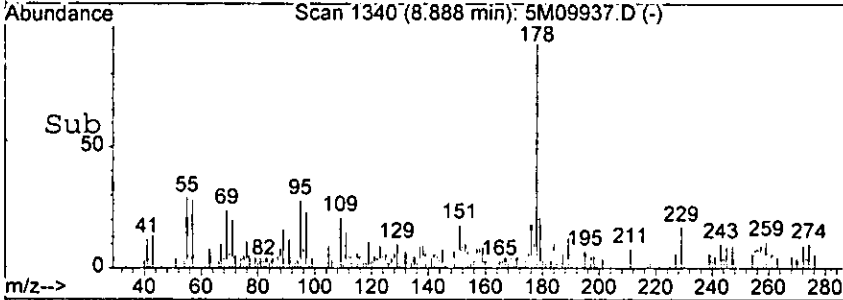
#71
 Anthracene
 Concen: 1.28 ng
 RT: 8.89 min Scan# 1340
 Delta R.T. -0.22 min
 Lab File: 5M09937.D
 Acq: 10 Aug 2005 16:23

0778

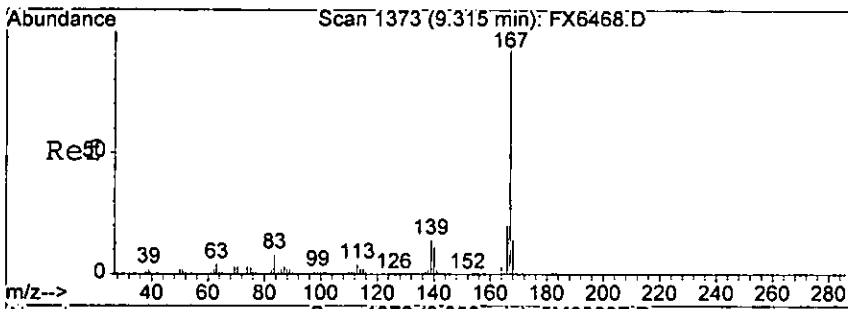


Tgt Ion: 178 Resp: 3717

Ion	Ratio	Lower	Upper
178	100		
179	14.8	0.0	54.3
176	16.5	0.0	57.7



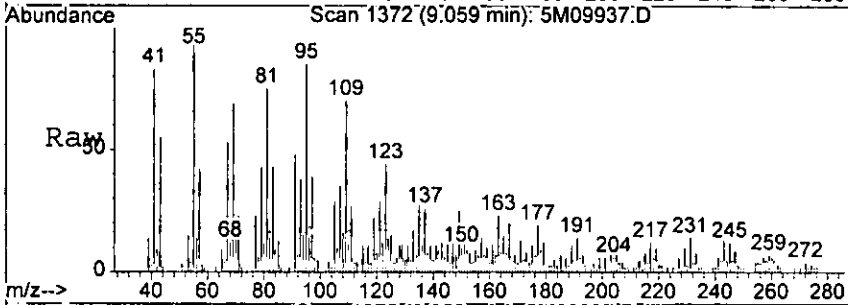
1818



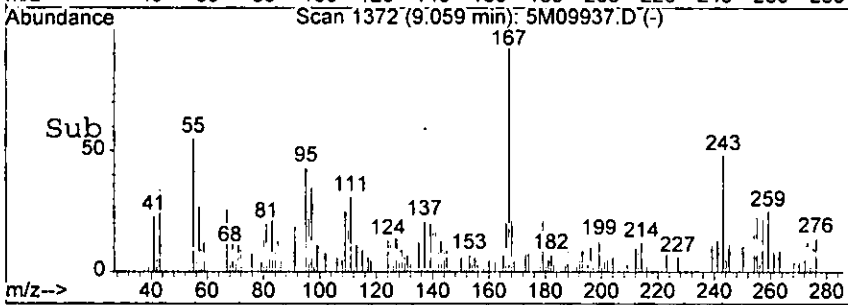
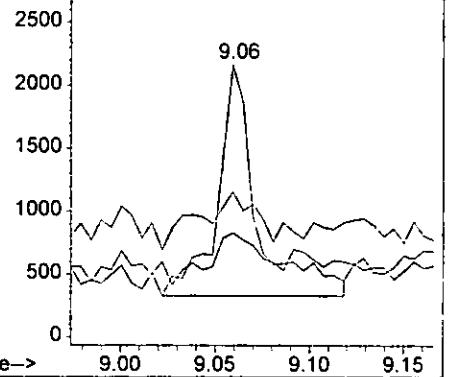
#72
 Carbazole
 Concen: 1.01 ng
 RT: 9.06 min Scan# 1372
 Delta R.T. -0.22 min
 Lab File: 5M09937.D
 Acq: 10 Aug 2005 16:23

0777

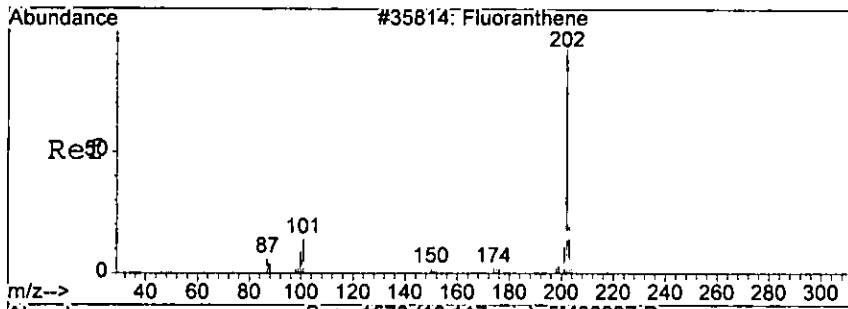
Tgt Ion	Resp	Lower	Upper
167	100		
166	12.5	0.0	39.5
139	25.0	0.0	33.0



Abundance Ion 167.10 (166.80 to 167.80): 5M0993
 Ion 166.20 (165.90 to 166.90): 5M0993
 Ion 139.05 (138.75 to 139.75): 5M0993



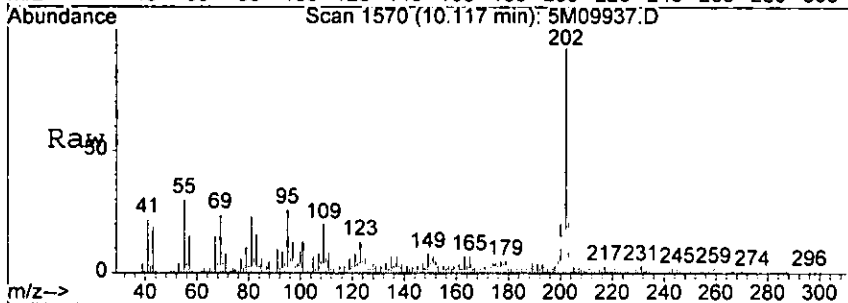
1818



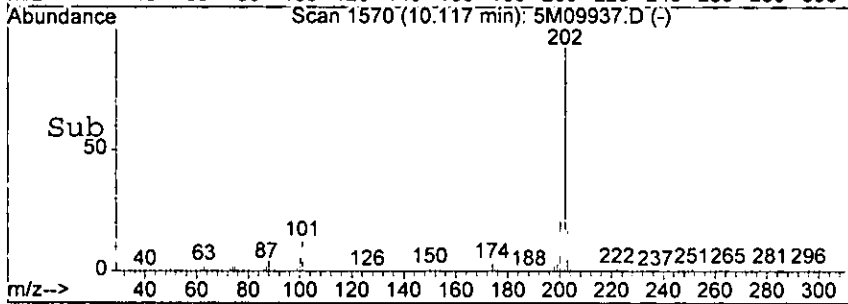
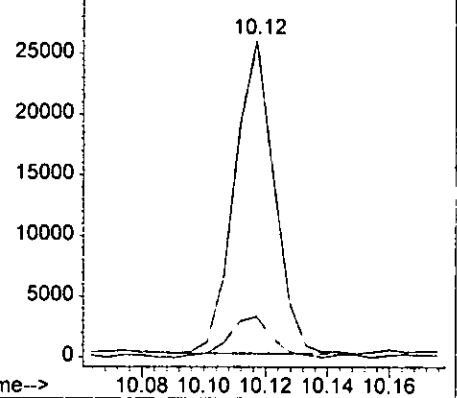
#76
 Fluoranthene
 Concen: 7.38 ng
 RT: 10.12 min Scan# 1570
 Delta R.T. -0.23 min
 Lab File: 5M09937.D
 Acq: 10 Aug 2005 16:23

0776

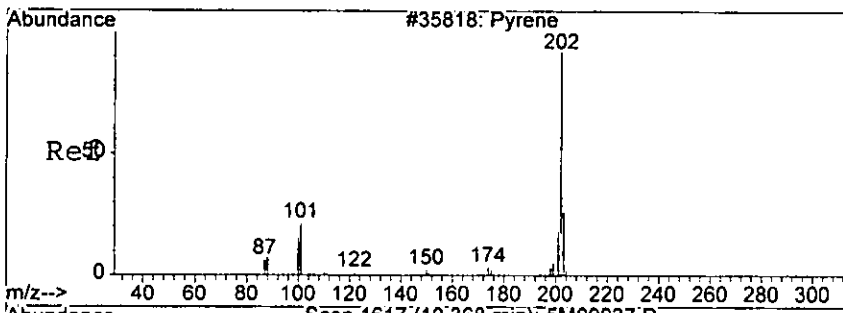
Tgt Ion: 202 Resp: 22939
 Ion Ratio Lower Upper
 202 100
 101 13.0 0.0 52.5



Abundance Ion 202.00 (201.70 to 202.70): 5M0993
 Ion 101.00 (100.70 to 101.70): 5M0993

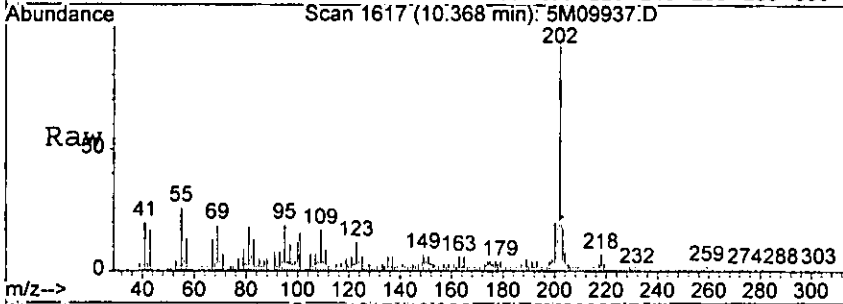


Lab

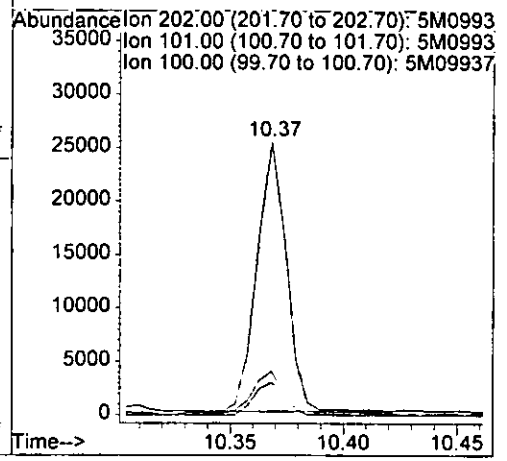
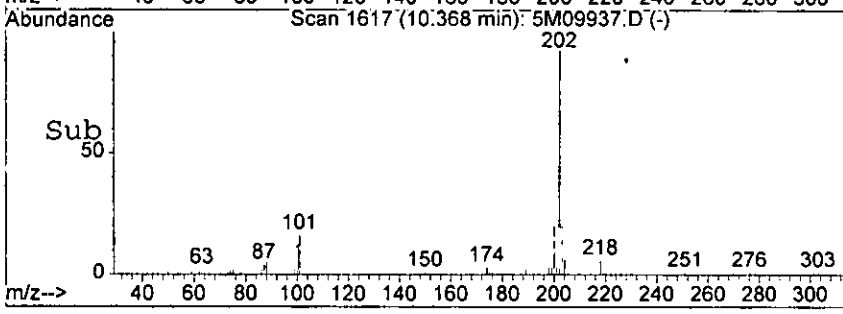


#78
 Pyrene
 Concen: 7.45 ng
 RT: 10.37 min Scan# 1617
 Delta R.T. -0.24 min
 Lab File: 5M09937.D
 Acq: 10 Aug 2005 16:23

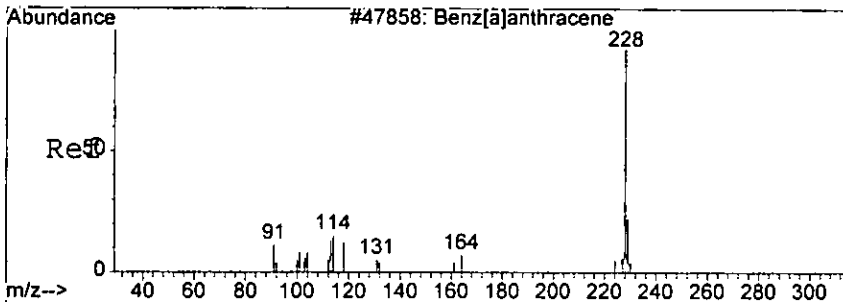
0779



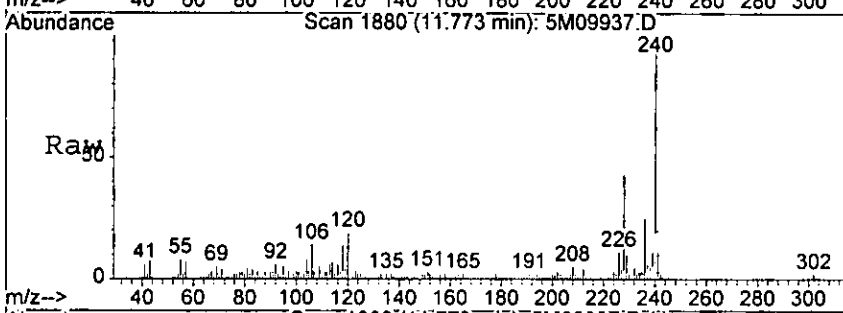
Tgt Ion	Resp	Lower	Upper
202	22984	100	100
101	15.7	0.0	55.5
100	12.0	0.0	52.1



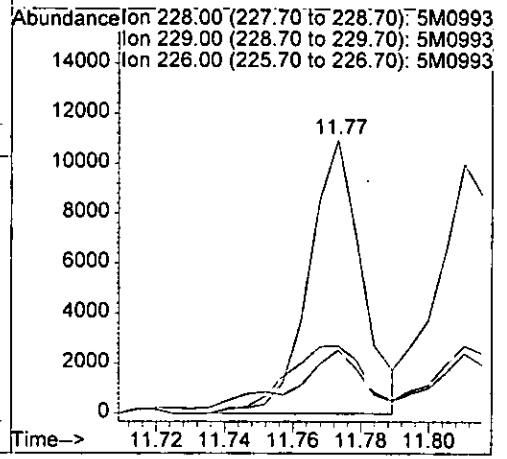
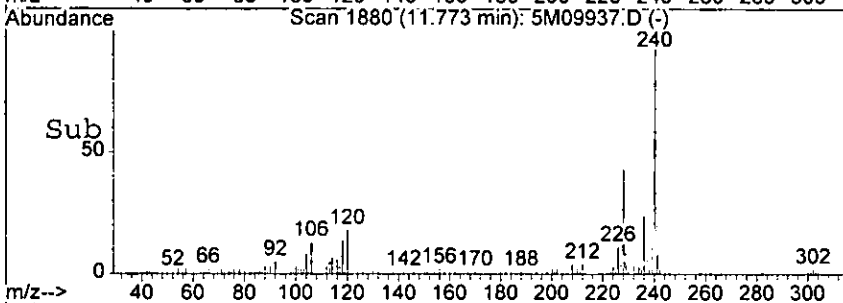
10/8/05



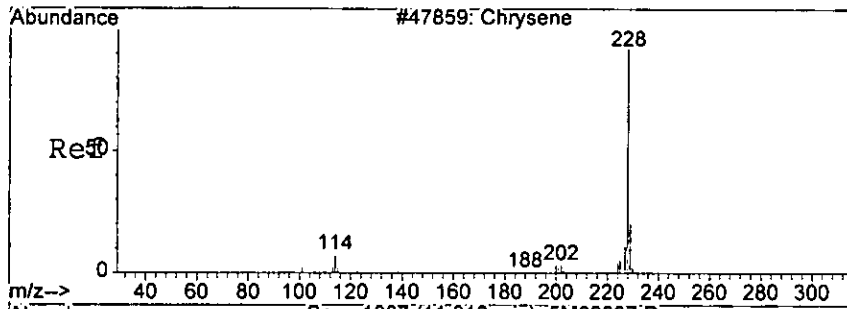
#85
 Benzo[a]anthracene
 Concen: 4.17 ng
 RT: 11.77 min Scan# 1880
 Delta R.T. -0.24 min
 Lab File: 5M09937.D
 Acq: 10 Aug 2005 16:23



Tgt Ion	228	229	226	Resp:	11811	0.0	0.0	Lower	Upper
Ion Ratio	100	20.9	24.8						
					58.7		66.4		



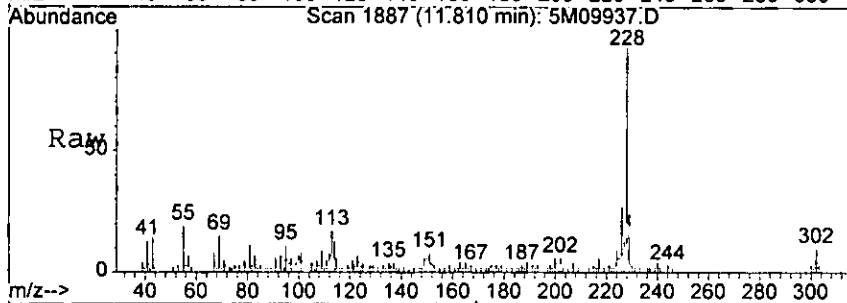
1818



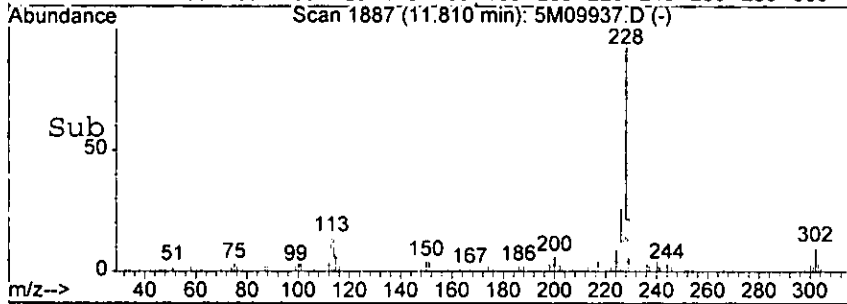
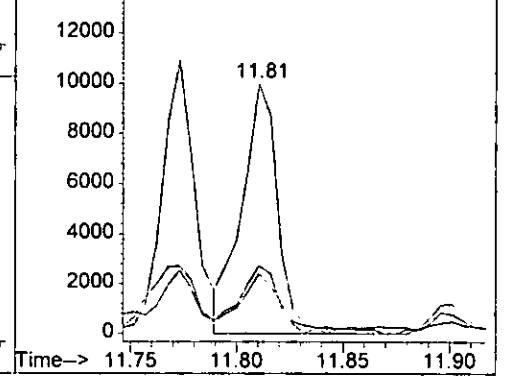
#86
 Chrysene
 Concen: 4.60 ng
 RT: 11.81 min Scan# 1887
 Delta R.T. -0.26 min
 Lab File: 5M09937.D
 Acq: 10 Aug 2005 16:23

0781

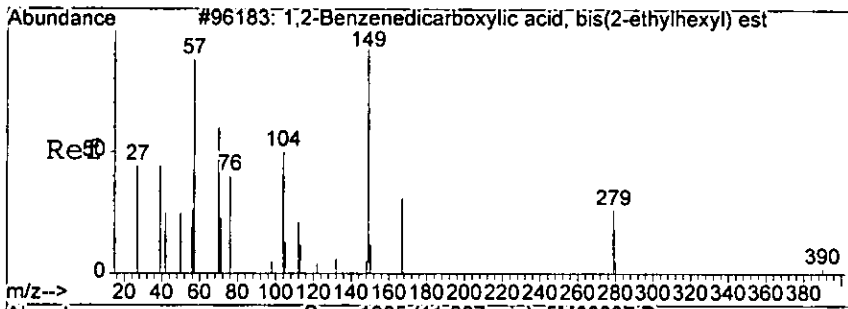
Tgt Ion	Resp	Lower	Upper
228	11953	100	
226	27.2	9.1	49.1
229	21.6	0.0	60.1



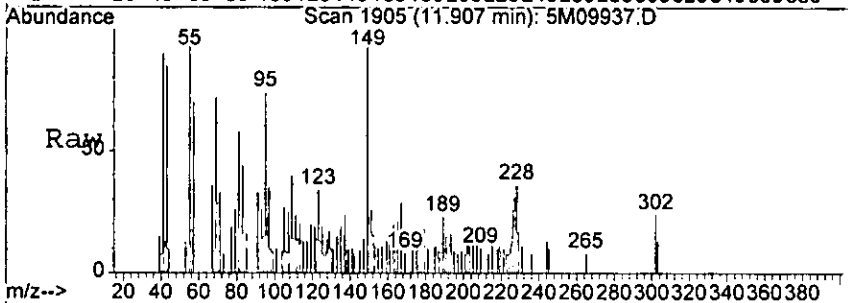
Abundance Ion 228.00 (227.70 to 228.70): 5M0993
 Ion 226.00 (225.70 to 226.70): 5M0993
 Ion 229.00 (228.70 to 229.70): 5M0993



18187

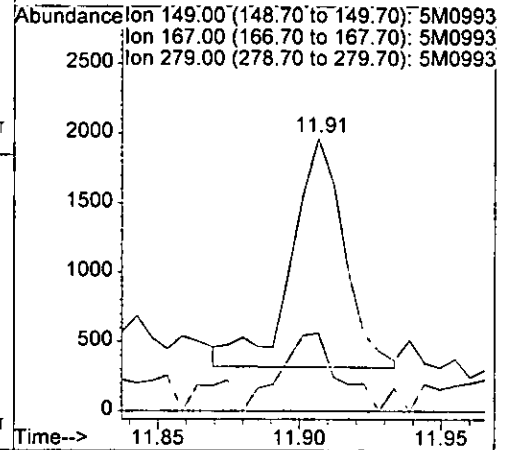
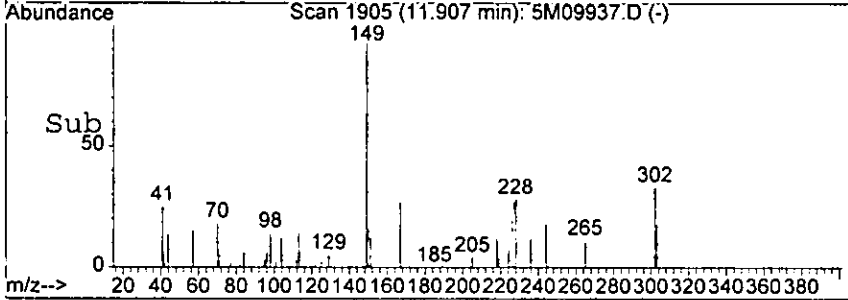


#87
 bis(2-Ethylhexyl)phthalate
 Concen: 1.13 ng
 RT: 11.91 min Scan# 1905
 Delta R.T. -0.22 min
 Lab File: 5M09937.D
 Acq: 10 Aug 2005 16:23

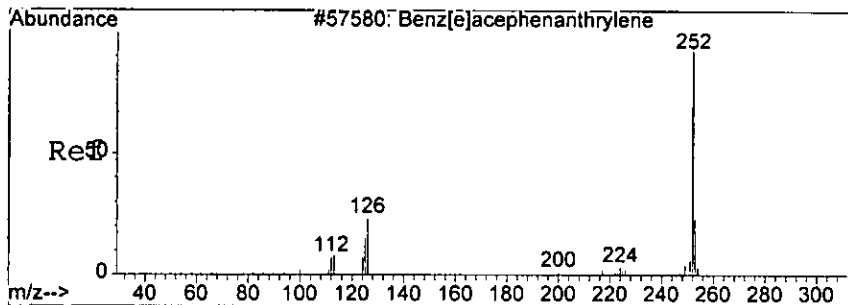


Tgt Ion: 149 Resp: 2123

Ion	Ratio	Lower	Upper
149	100		
167	24.6	2.4	58.4
279	0.0	0.0	44.1



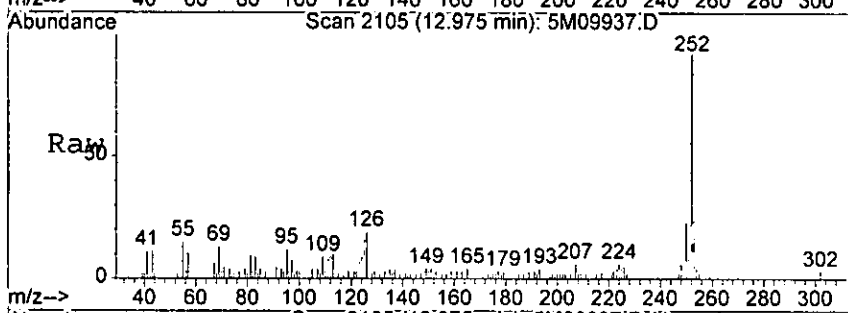
1905



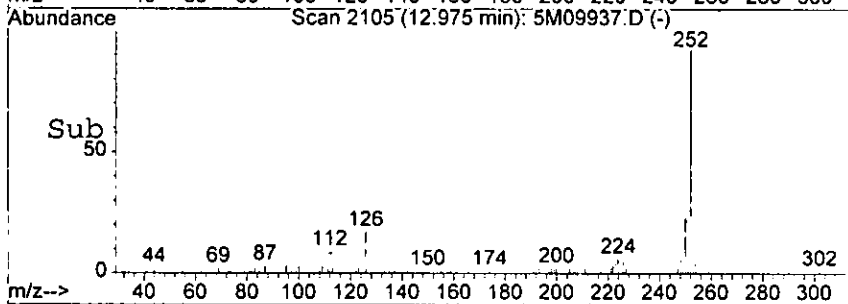
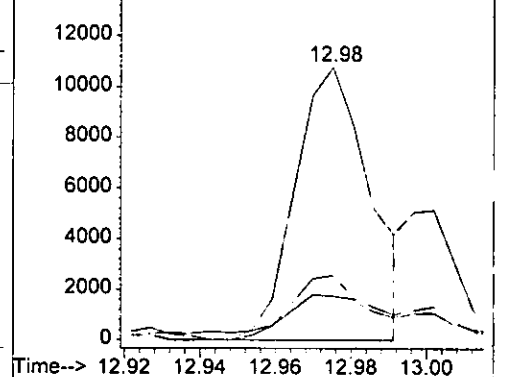
#90
 Benzo[b]fluoranthene **0783**
 Concen: 5.73 ng
 RT: 12.98 min Scan# 2105
 Delta R.T. -0.26 min
 Lab File: 5M09937.D
 Acq: 10 Aug 2005 16:23

Tgt Ion: 252 Resp: 14775

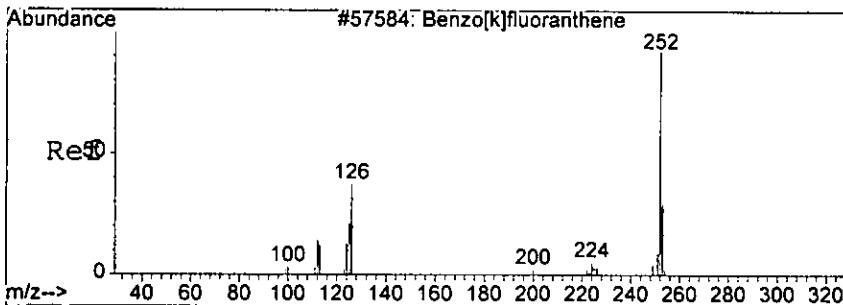
Ion	Ratio	Lower	Upper
252	100		
253	23.7	0.0	61.6
125	13.0	0.0	54.8



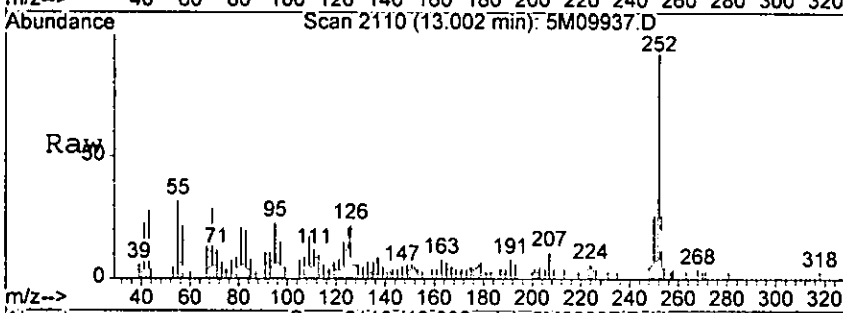
Abundance Ion 252.00 (251.70 to 252.70): 5M0993
 Ion 253.00 (252.70 to 253.70): 5M0993
 Ion 125.00 (124.70 to 125.70): 5M0993



1818

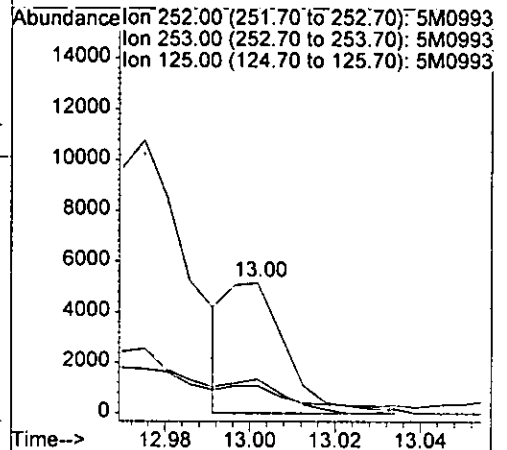
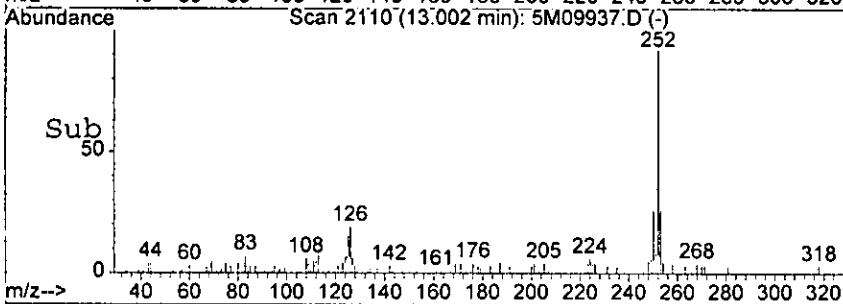


#91
 Benzo[k]fluoranthene **8784**
 Concen: 1.91 ng m
 RT: 13.00 min Scan# 2110
 Delta R.T. -0.26 min
 Lab File: 5M09937.D
 Acq: 10 Aug 2005 16:23

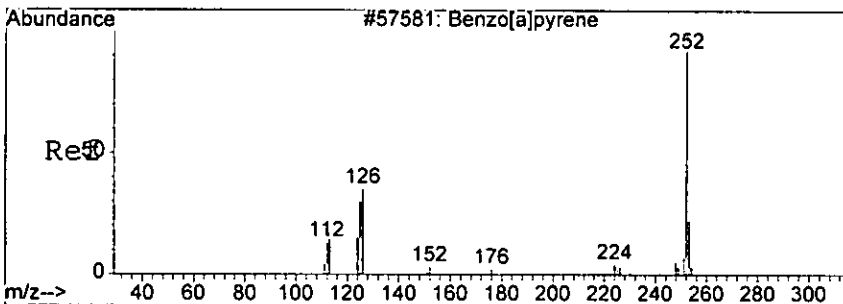


Tgt Ion: 252 Resp: 4988

Ion	Ratio	Lower	Upper
252	100		
253	25.7	0.0	62.3
125	20.9	0.0	56.6

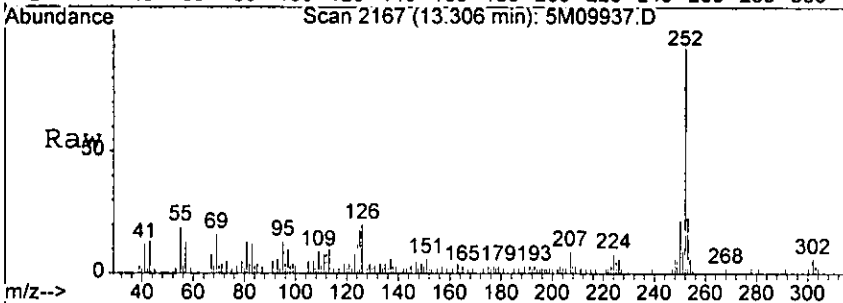


Lower

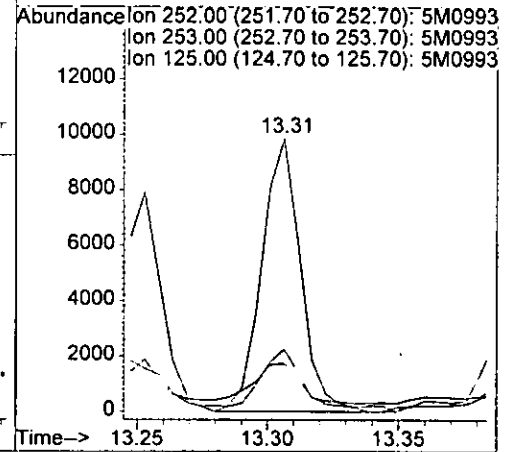
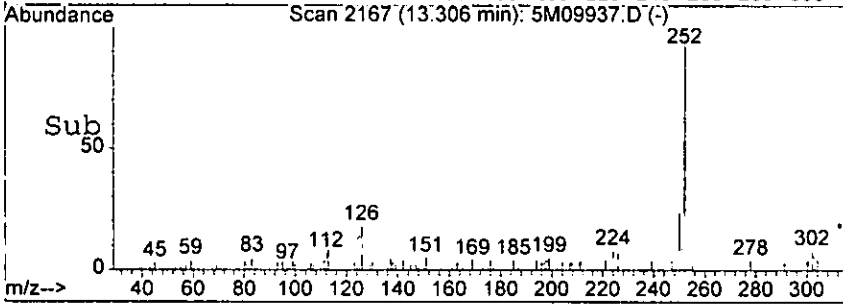


#92
 Benzo[a]pyrene
 Concen: 4.24 ng
 RT: 13.31 min Scan# 2167
 Delta R.T. -0.26 min
 Lab File: 5M09937.D
 Acq: 10 Aug 2005 16:23

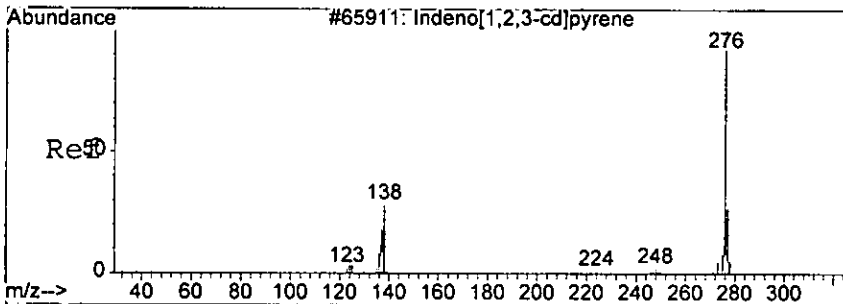
0785



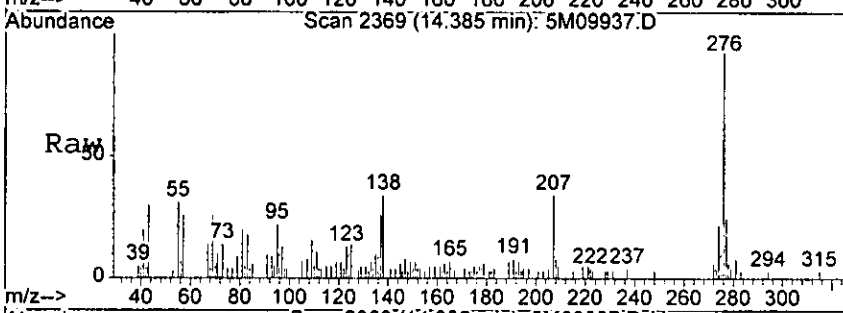
Tgt Ion	Resp:	Lower	Upper
252	10300		
253	21.3	0.0	61.5
125	14.5	0.0	56.0



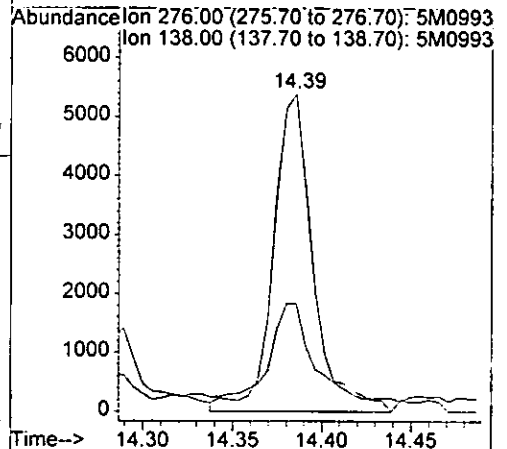
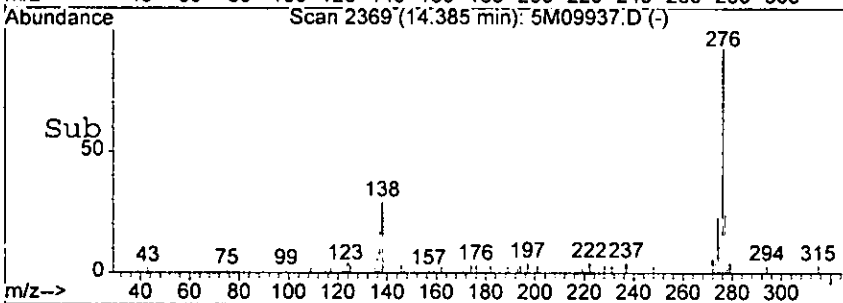
1818



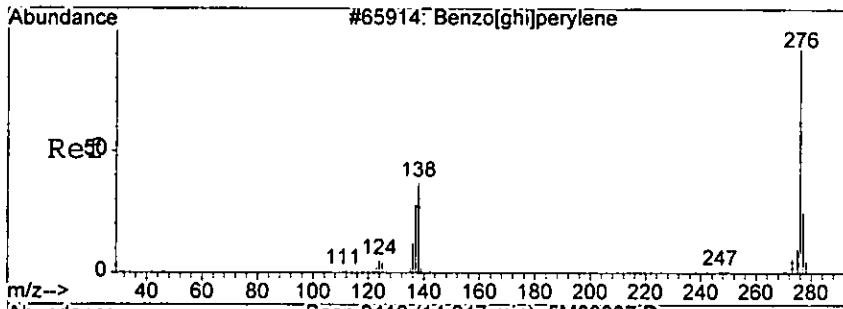
#93
 Indeno[1,2,3-cd]pyrene
 Concen: 3.17 ng
 RT: 14.39 min Scan# 2369
 Delta R.T. -0.31 min
 Lab File: 5M09937.D
 Acq: 10 Aug 2005 16:23



Tgt Ion: 276 Resp: 8343
 Ion Ratio Lower Upper
 276 100
 138 29.8 0.0 76.1

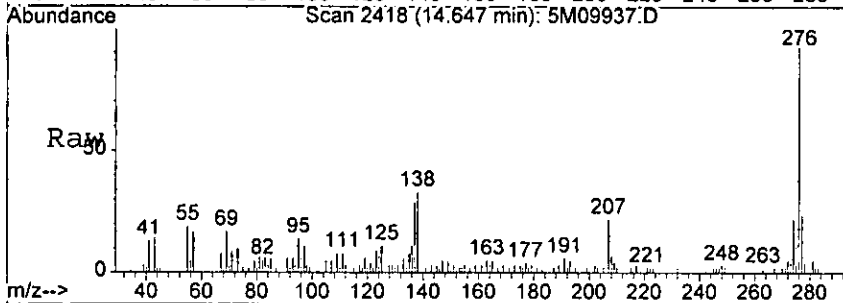


Lea

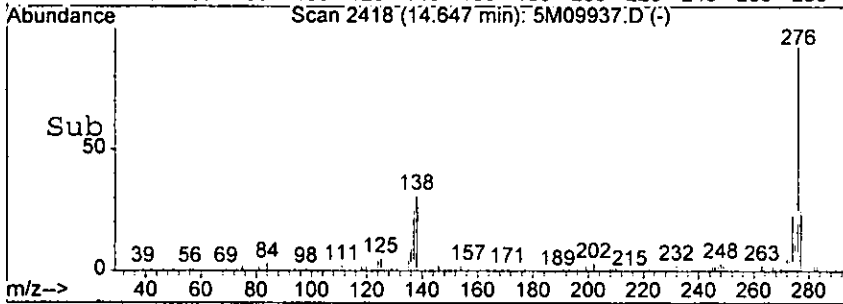
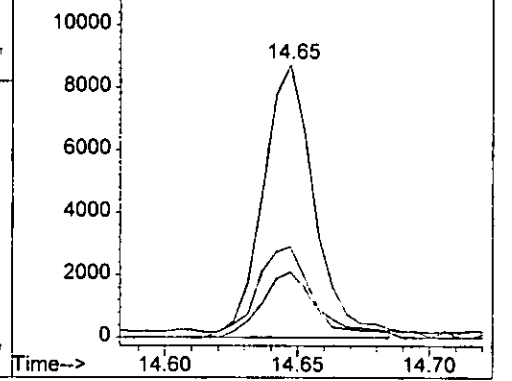


#95
 Benzo[g,h,i]perylene
 Concn: 5.37 ng m
 RT: 14.65 min Scan# 2418
 Delta R.T. -0.34 min
 Lab File: 5M09937.D
 Acq: 10 Aug 2005 16:23

Tgt Ion	Resp	Lower	Upper
276	11820		
138	33.1	0.0	78.3
277	23.9	0.0	64.0



Abundance Ion 276.00 (275.70 to 276.70): 5M0993
 Ion 138.00 (137.70 to 138.70): 5M0993
 Ion 277.00 (276.70 to 277.70): 5M0993



handwritten signature

Form1

ORGANICS SEMIVOLATILE REPORT

0788

Sample Number: AC18916-017(20X)
 Client Id: PCSB-49 (4.0')
 Data File: 4M05567.D
 Analysis Date: 08/12/05 15:00
 Date Rec/Extracted: 08/04/05-08/09/05

Matrix: Soil
 Initial Vol: 30g
 Final Vol: 1ml
 Dilution: 20
 Solids: 71

Units: mg/Kg

Cas #	Compound	RL	Conc	Cas #	Compound	RL	Conc
120-82-1	1,2,4-Trichlorobenzene	0.25	U	205-99-2	Benzo[b]fluoranthene	0.28	1.7
95-50-1	1,2-Dichlorobenzene	0.43	U	191-24-2	Benzo[g,h,i]perylene	0.18	U
122-66-7	1,2-Diphenylhydrazine	0.27	U	207-08-9	Benzo[k]fluoranthene	0.31	U
541-73-1	1,3-Dichlorobenzene	0.39	U	111-91-1	bis(2-Chloroethoxy)methan	0.21	U
106-46-7	1,4-Dichlorobenzene	0.48	U	111-44-4	bis(2-Chloroethyl)ether	0.50	U
95-95-4	2,4,5-Trichlorophenol	13	U	108-60-1	bis(2-chloroisopropyl)ether	0.31	U
88-06-2	2,4,6-Trichlorophenol	23	U	117-81-7	bis(2-Ethylhexyl)phthalate	0.85	U
120-83-2	2,4-Dichlorophenol	1.5	U	85-68-7	Butylbenzylphthalate	0.38	U
105-67-9	2,4-Dimethylphenol	1.3	U	86-74-8	Carbazole	0.28	U
51-28-5	2,4-Dinitrophenol	6.4	U	218-01-9	Chrysene	0.19	1.7
121-14-2	2,4-Dinitrotoluene	0.35	U	84-74-2	Di-n-butylphthalate	0.21	U
606-20-2	2,6-Dinitrotoluene	0.39	U	117-84-0	Di-n-octylphthalate	0.22	U
91-58-7	2-Chloronaphthalene	0.26	U	53-70-3	Dibenzo[a,h]anthracene	0.33	U
95-57-8	2-Chlorophenol	1.9	U	132-64-9	Dibenzofuran	1.2	8.3
91-57-6	2-Methylnaphthalene	1.2	18	84-66-2	Diethylphthalate	0.26	U
95-48-7	2-Methylphenol	4.5	U	131-11-3	Dimethylphthalate	0.21	U
88-74-4	2-Nitroaniline	0.66	U	206-44-0	Fluoranthene	0.27	4.2
88-75-5	2-Nitrophenol	1.1	U	86-73-7	Fluorene	0.24	20
106-44-5	3&4-Methylphenol	5.0	U	118-74-1	Hexachlorobenzene	0.44	U
91-94-1	3,3'-Dichlorobenzidine	2.1	U	87-68-3	Hexachlorobutadiene	0.40	U
99-09-2	3-Nitroaniline	3.9	U	77-47-4	Hexachlorocyclopentadiene	2.5	U
534-52-1	4,6-Dinitro-2-methylphenol	1.8	U	67-72-1	Hexachloroethane	0.70	U
101-55-3	4-Bromophenyl-phenylether	0.36	U	193-39-5	Indeno[1,2,3-cd]pyrene	0.13	U
59-50-7	4-Chloro-3-methylphenol	2.4	U	78-59-1	Isophorone	0.29	U
106-47-8	4-Chloroaniline	7.2	U	621-64-7	N-Nitroso-di-n-propylamine	0.45	U
7005-72-3	4-Chlorophenyl-phenylether	0.43	U	62-75-9	N-Nitrosodimethylamine	11	U
100-01-6	4-Nitroaniline	2.3	U	86-30-6	n-Nitrosodiphenylamine	0.45	U
100-02-7	4-Nitrophenol	1.7	U	91-20-3	Naphthalene	0.22	13
83-32-9	Acenaphthene	0.39	14	98-95-3	Nitrobenzene	0.37	U
208-96-8	Acenaphthylene	0.22	U	87-86-5	Pentachlorophenol	1.2	U
120-12-7	Anthracene	0.25	6.4	85-01-8	Phenanthrene	0.22	39
92-87-5	Benzidine	2.1	U	108-95-2	Phenol	1.4	U
56-55-3	Benzo[a]anthracene	0.16	1.6	129-00-0	Pyrene	0.22	6.0
50-32-8	Benzo[a]pyrene	0.22	1.1				

Worksheet #: 18415

Total Target Concentration 135

U - Indicates the compound was analyzed but not detected.
 B - Indicates the analyte was found in the blank as well as in the sample.
 E - Indicates the analyte concentration exceeds the calibration range of the instrument.

R - Retention Time Out
 J - Indicates an estimated value when a compound is detected at less than the specified detection limit.

·Data File : G:\GcMsData\2005\Gcms_4\Data\08-12-05\4M05567.D Vial: 1
 Acq On : 12 Aug 2005 15:00 Operator: AHD
 Sample : AC18916-017(20X) Inst : GCMS_4
 Misc : S,BNA:20 Multiplr: 1.00
 MS Integration Params: RTEINT.P
 Quant Time: Aug 18 13:05 2005 Quant Results File: 4M_0812.RES

6259

Quant Method : G:\GCMSDATA\2005\GCMS_4\METHODS\4M_0812.M (RTE Integrator)
 Title : @GCMS_4,mg,625,8270
 Last Update : Fri Aug 12 11:52:03 2005
 Response via : Initial Calibration
 DataAcq Meth : 4M_0812

Internal Standards	R.T.	QIon	Response	Conc	Units	Dev(Min)
1) 1,4-Dichlorobenzene-d4	4.83	152	45770	40.00	ng	0.00
19) Naphthalene-d8	5.83	136	145145	40.00	ng	0.00
35) Acenaphthene-d10	7.38	164	85174	40.00	ng	0.00
59) Phenanthrene-d10	8.99	188	160952	40.00	ng	0.01
72) Chrysene-d12	12.16	240	97490	40.00	ng	0.00
81) Perylene-d12	14.01	264	61928	40.00	ng	0.00

System Monitoring Compounds

4) 2-Fluorophenol	3.68	112	9503	7.07	ng	0.00
Spiked Amount	200.000		Recovery	=	3.54%	
7) Phenol-d5	4.55	99	13449	7.46	ng	0.00
Spiked Amount	200.000		Recovery	=	3.73%	
20) Nitrobenzene-d5	5.28	128	3916	5.80	ng	0.00
Spiked Amount	100.000		Recovery	=	5.80%	
40) 2-Fluorobiphenyl	6.74	172	15231	5.62	ng	0.00
Spiked Amount	100.000		Recovery	=	5.62%	
62) 2,4,6-Tribromophenol	8.22	332	4967	6.90	ng	0.01
Spiked Amount	200.000		Recovery	=	3.45%	
75) Terphenyl-d14	10.88	244	13636	5.19	ng	0.00
Spiked Amount	100.000		Recovery	=	5.19%	

Target Compounds

Target Compounds	R.T.	QIon	Response	Conc	Units	Qvalue
29) Naphthalene	5.84	128	49324	14.32	ng	89
33) 2-Methylnaphthalene	6.42	142	45841	19.44	ng	97
49) Acenaphthene	7.42	153	35943	15.31	ng	98
52) Dibenzofuran	7.60	168	29709	8.87	ng	56
55) Fluorene	7.96	166	52723	21.05	ng	90
67) Phenanthrene	9.01	178	167525	42.01	ng	99
68) Anthracene	9.07	178	28072m	6.78	ng	
71) Fluoranthene	10.40	202	18898	4.51	ng	91
73) Pyrene	10.66	202	22931	6.35	ng	91
78) Benzo[a]anthracene	12.15	228	5145	1.70	ng	97
79) Chrysene	12.19	228	4901	1.80	ng	97
83) Benzo[b]fluoranthene	13.54	252	4609m	1.86	ng	
85) Benzo[a]pyrene	13.94	252	2334	1.13	ng	56

10/18/05

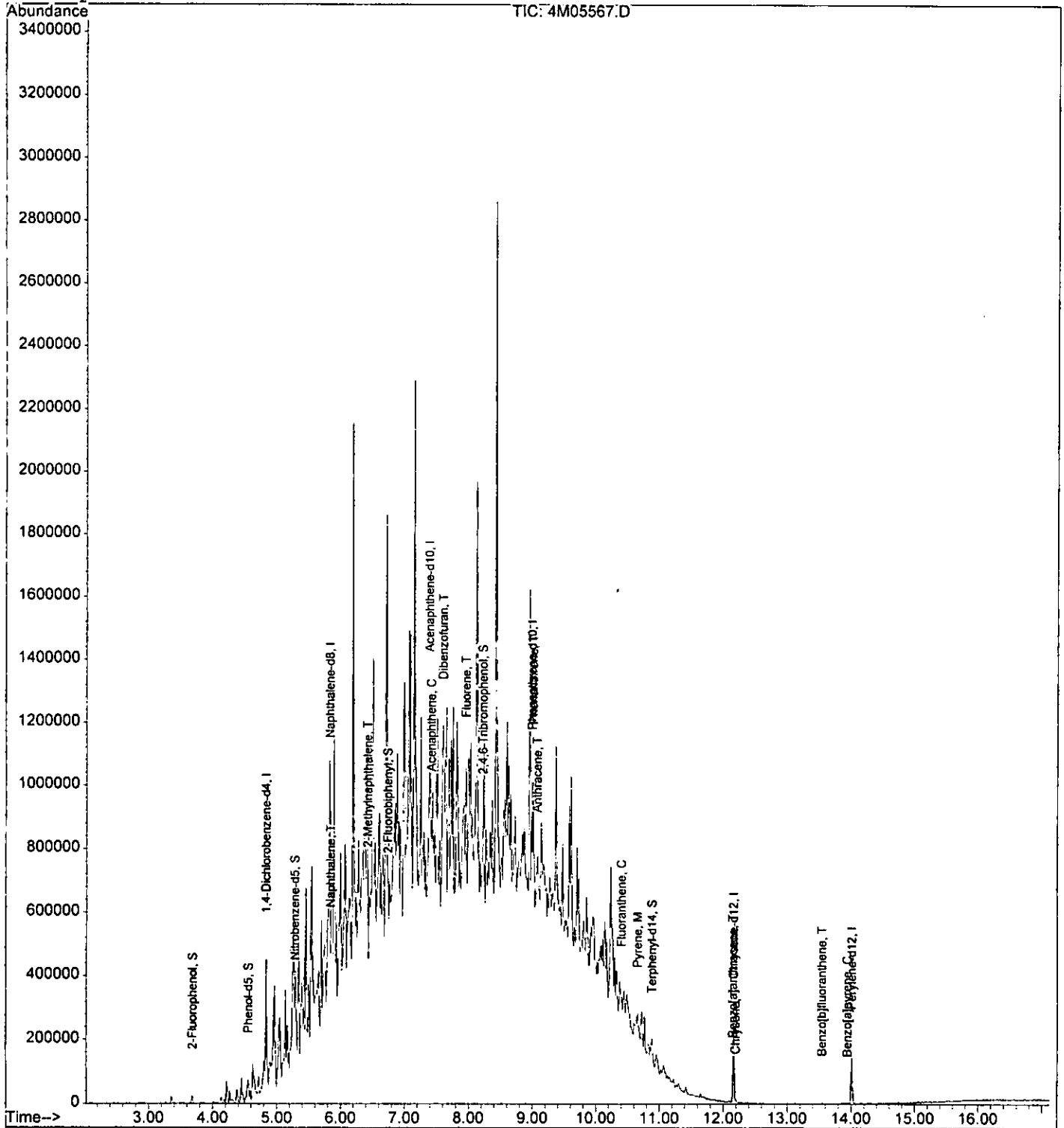
(#) = qualifier out of range (m) = manual integration

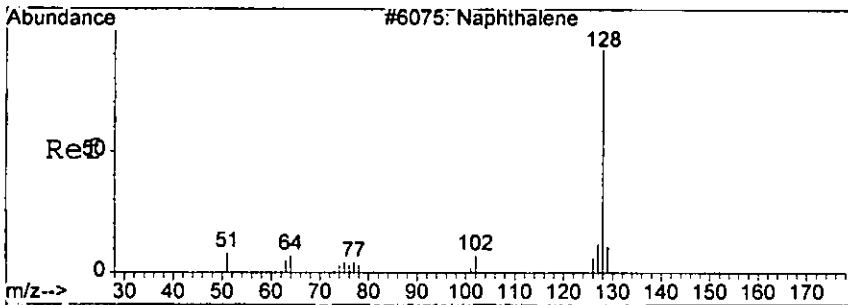
Quantitation Report

Data File : G:\GcMsData\2005\Gcms_4\Data\08-12-05\4M05567.D Vial: 1
Acq On : 12 Aug 2005 15:00 Operator: AHD
Sample : AC18916-017(20X) Inst : GCMS
Misc : S,BNA:20 Multiplr: 1.00
MS Integration Params: RTEINT.P
Quant Time: Aug 18 13:05 2005

Quant Results File: 4M_0812.RES

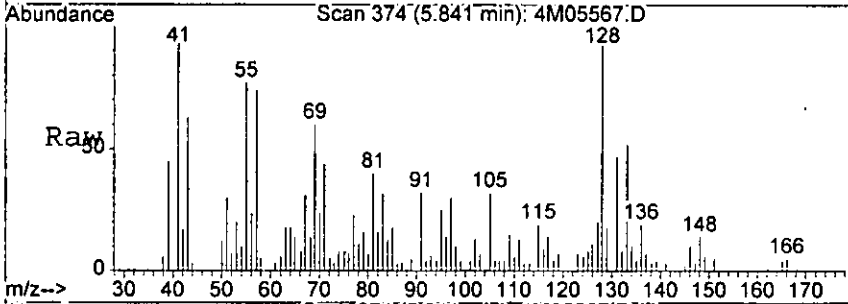
Method : G:\GCMSDATA\2005\GCMS_4\METHODS\4M_0812.M (RTE Integrator)
Title : @GCMS_4,mg,625,8270
Last Update : Fri Aug 12 11:52:03 2005
Response via : Initial Calibration



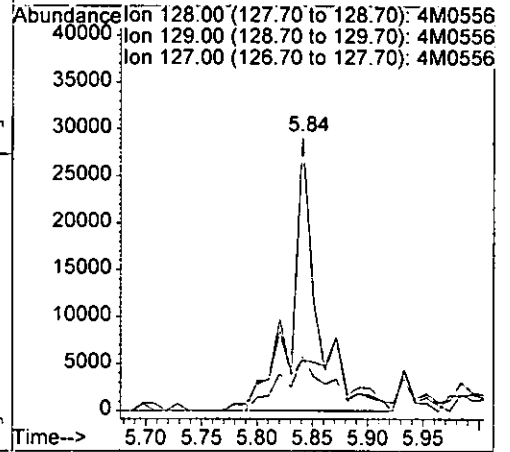
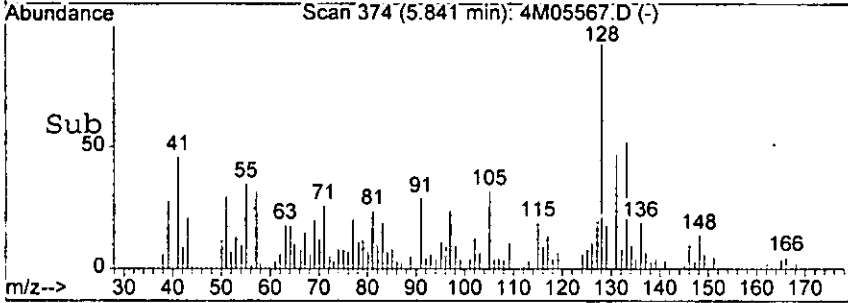


#29
 Naphthalene
 Concen: 14.32 ng
 RT: 5.84 min Scan# 374
 Delta R.T. 0.00 min
 Lab File: 4M05567.D
 Acq: 12 Aug 2005 15:00

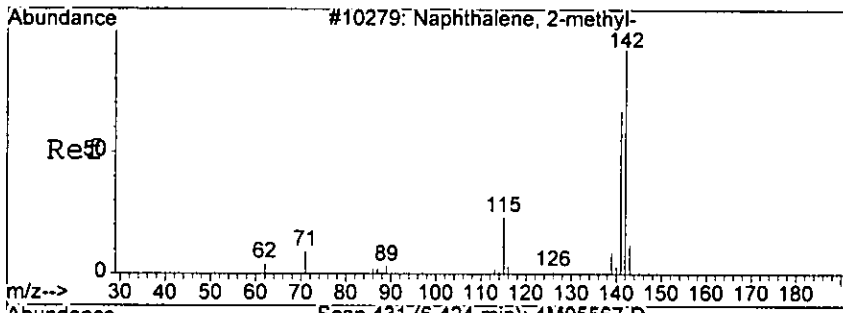
0791



Tgt Ion	Ratio	Lower	Upper
128	100		
129	18.4	0.0	51.8
127	19.8	0.0	57.0

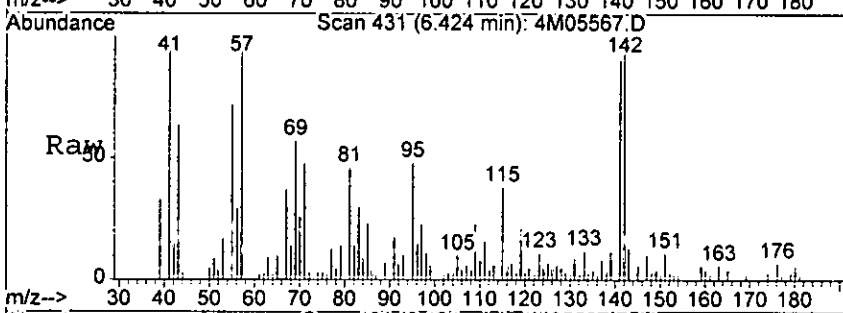


14818

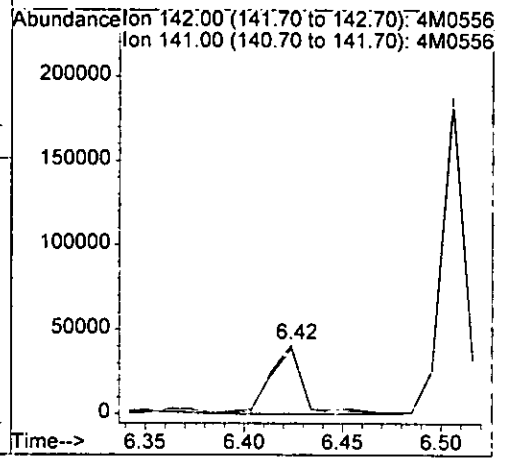
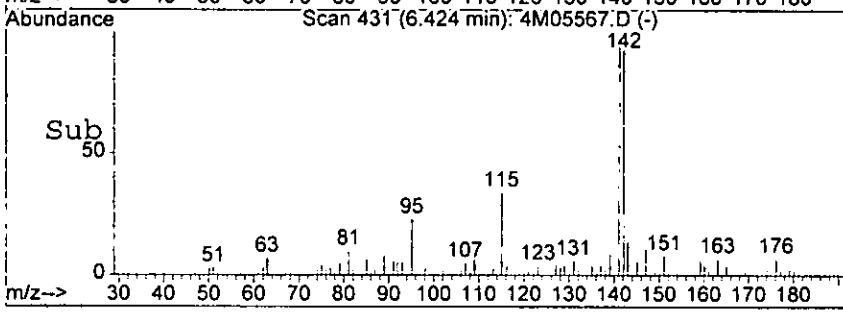


#33
 2-Methylnaphthalene
 Concen: 19.44 ng
 RT: 6.42 min Scan# 431
 Delta R.T. 0.00 min
 Lab File: 4M05567.D
 Acq: 12 Aug 2005 15:00

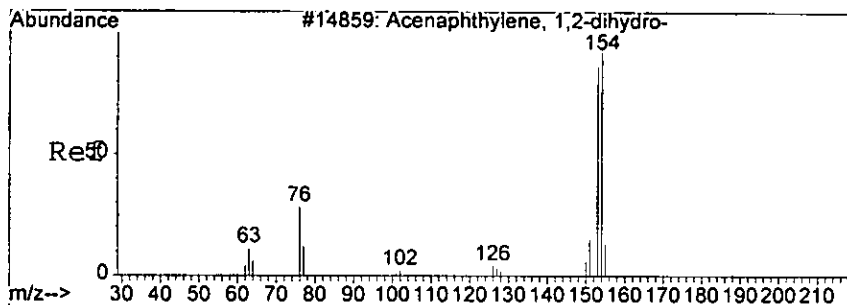
0792



Tgt Ion: 142 Resp: 45841
 Ion Ratio Lower Upper
 142 100
 141 92.9 55.7 135.7

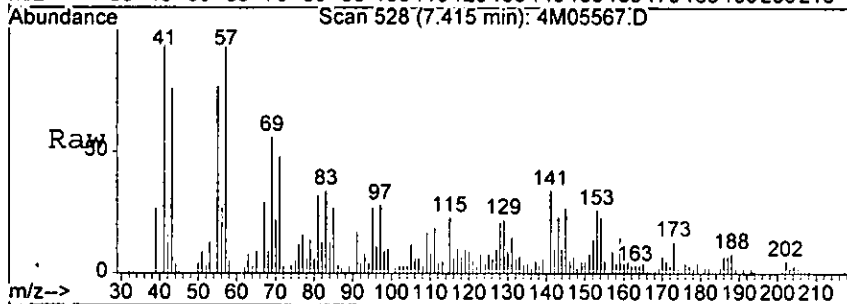


Handwritten signature

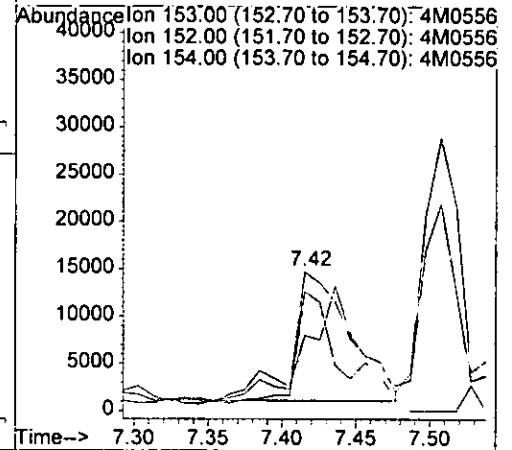
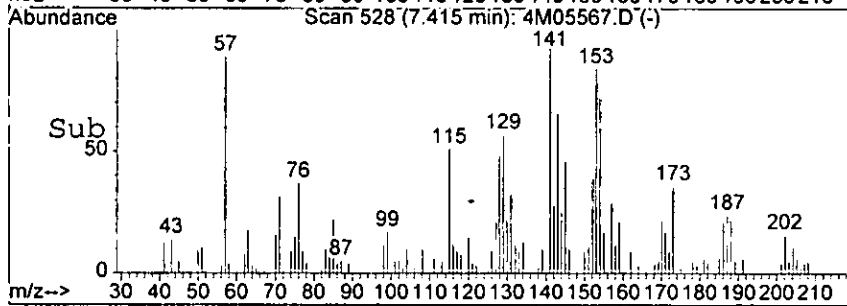


#49
 Acenaphthene
 Concen: 15.31 ng
 RT: 7.42 min Scan# 528
 Delta R.T. 0.00 min
 Lab File: 4M05567.D
 Acq: 12 Aug 2005 15:00

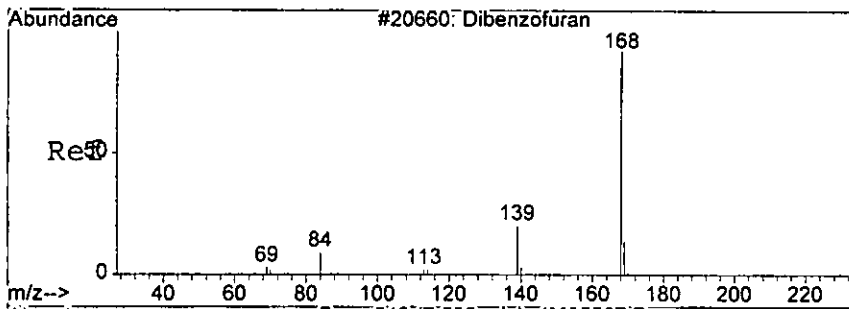
0793



Tgt Ion	Resp	Lower	Upper
153	35943		
153	100		
152	51.4	8.3	88.3
154	85.2	45.1	125.1

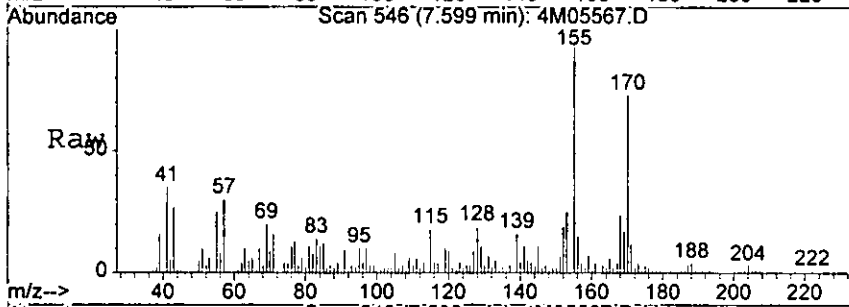


Kenar

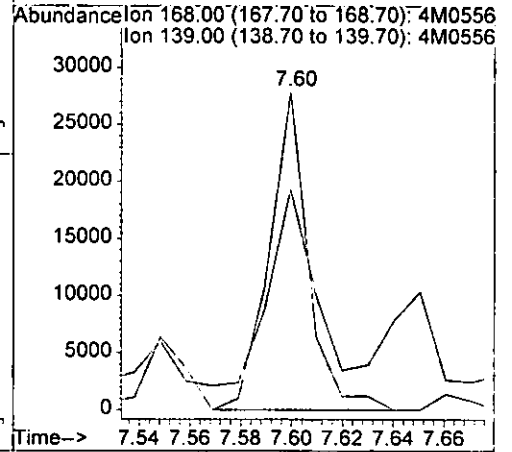
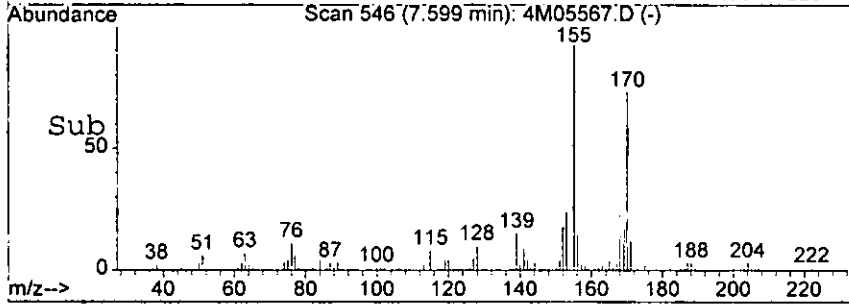


#52
 Dibenzofuran
 Concen: 8.87 ng
 RT: 7.60 min Scan# 546
 Delta R.T. 0.00 min
 Lab File: 4M05567.D
 Acq: 12 Aug 2005 15:00

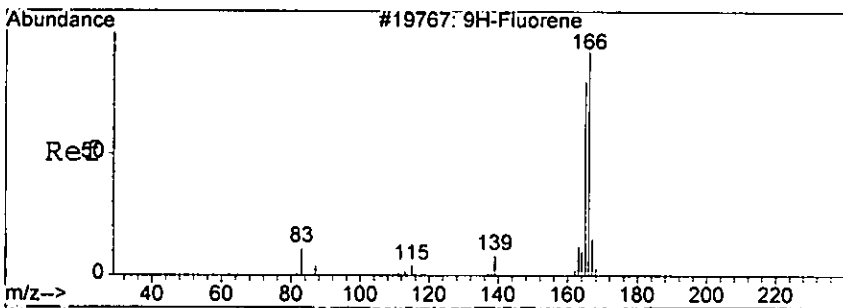
0794



Tgt Ion:168 Resp: 29709
 Ion Ratio Lower Upper
 168 100
 139 61.7 6.0 66.0

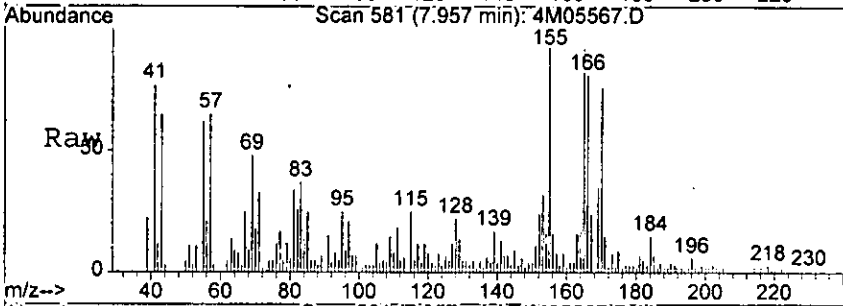


Lenor

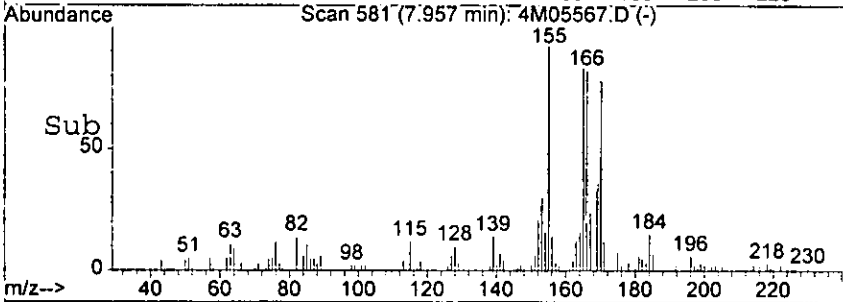


#55
 Fluorene
 Concen: 21.05 ng
 RT: 7.96 min Scan# 581
 Delta R.T. 0.01 min
 Lab File: 4M05567.D
 Acq: 12 Aug 2005 15:00

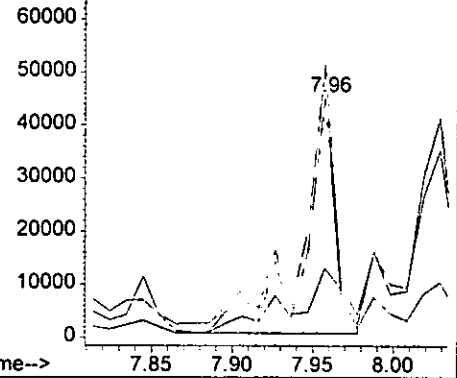
07955



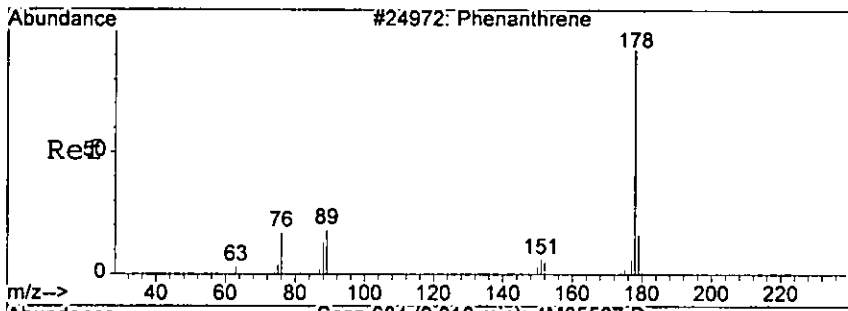
Tgt Ion	Resp	Lower	Upper
166	52723		
166	100		
165	110.4	63.3	143.3
167	26.8	0.0	54.6



Abundance Ion 166.00 (165.70 to 166.70): 4M0556
 70000 Ion 165.00 (164.70 to 165.70): 4M0556
 Ion 167.00 (166.70 to 167.70): 4M0556



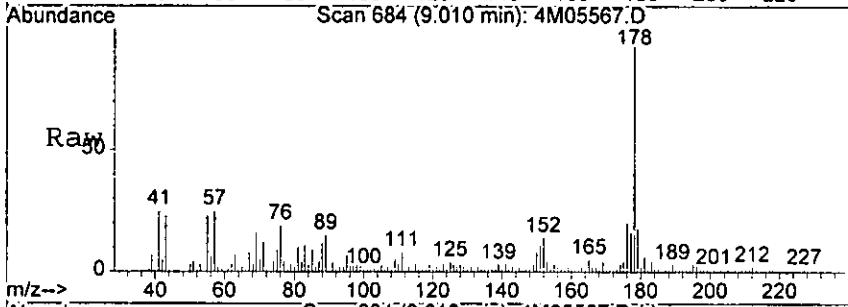
1988



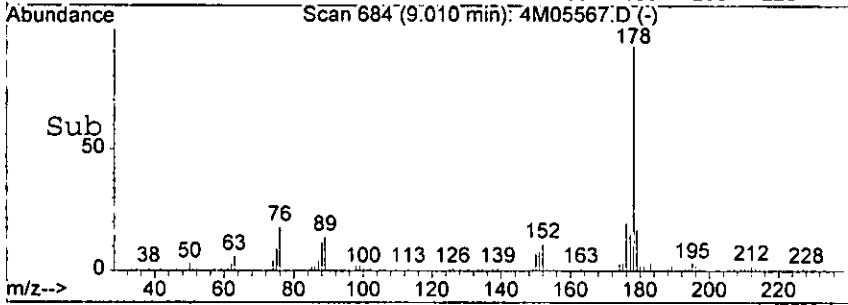
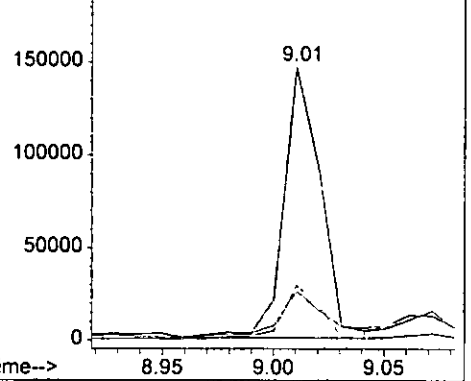
#67
 Phenanthrene
 Concen: 42.01 ng
 RT: 9.01 min Scan# 684
 Delta R.T. 0.00 min
 Lab File: 4M05567.D
 Acq: 12 Aug 2005 15:00

0796

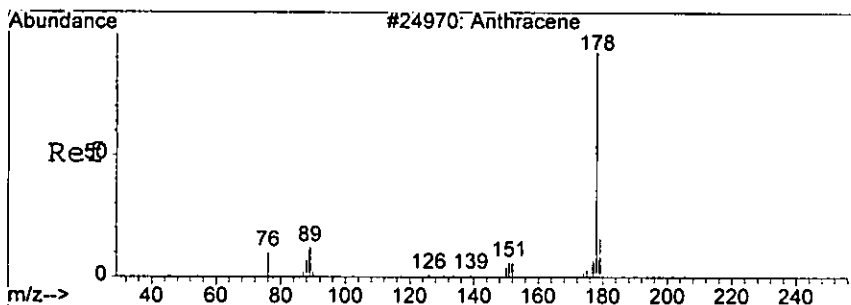
Tgt Ion	Ratio	Lower	Upper
178	100		
179	17.0	0.0	56.6
176	20.0	0.0	60.5



Abundance Ion 178.00 (177.70 to 178.70): 4M0556
 200000 Ion 179.00 (178.70 to 179.70): 4M0556
 Ion 176.00 (175.70 to 176.70): 4M0556



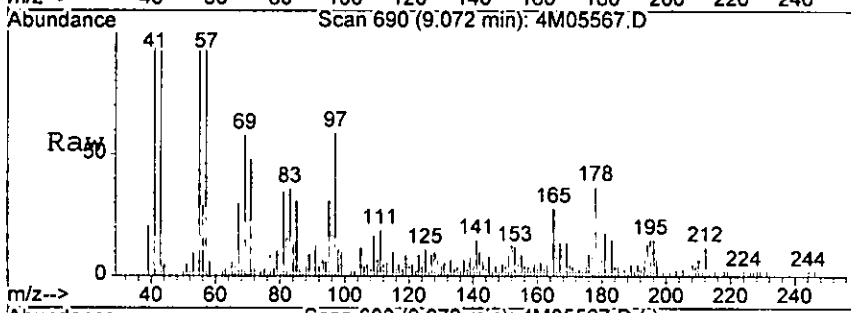
Lower



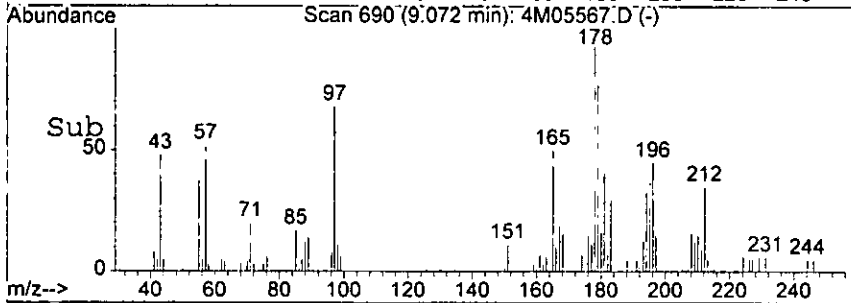
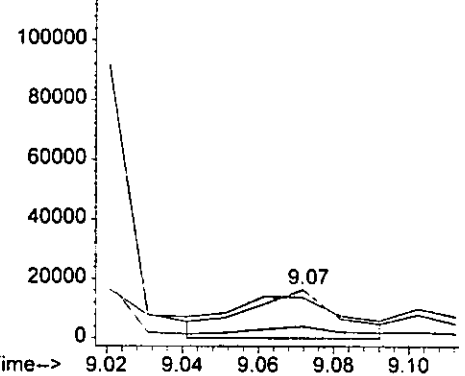
#68
 Anthracene
 Concen: 6.78 ng m
 RT: 9.07 min Scan# 690
 Delta R.T. 0.00 min
 Lab File: 4M05567.D
 Acq: 12 Aug 2005 15:00

0797

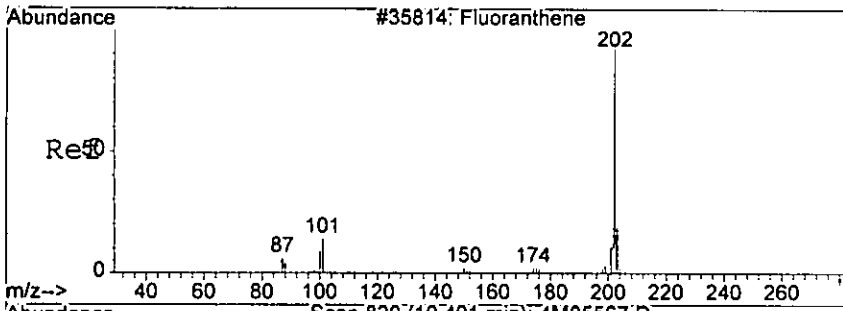
Tgt Ion	Resp	Lower	Upper
178	28072		
179	84.1	0.0	56.6#
176	24.4	0.0	60.2



Abundance Ion 178.00 (177.70 to 178.70): 4M0556
 Ion 179.00 (178.70 to 179.70): 4M0556
 Ion 176.00 (175.70 to 176.70): 4M0556

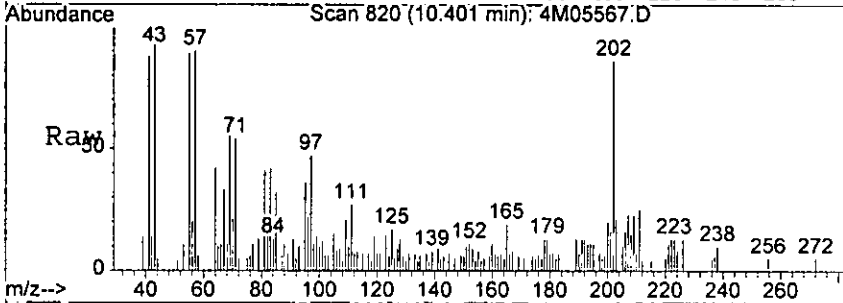


178

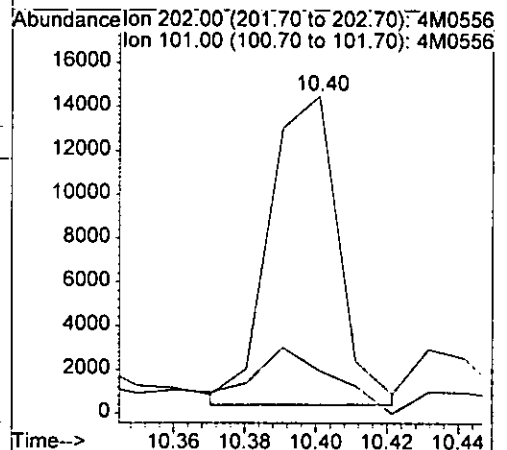
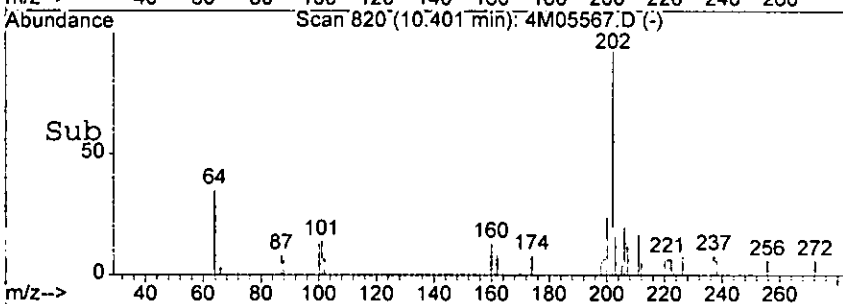


#71
 Fluoranthene
 Concen: 4.51 ng
 RT: 10.40 min Scan# 820
 Delta R.T. 0.01 min
 Lab File: 4M05567.D
 Acq: 12 Aug 2005 15:00

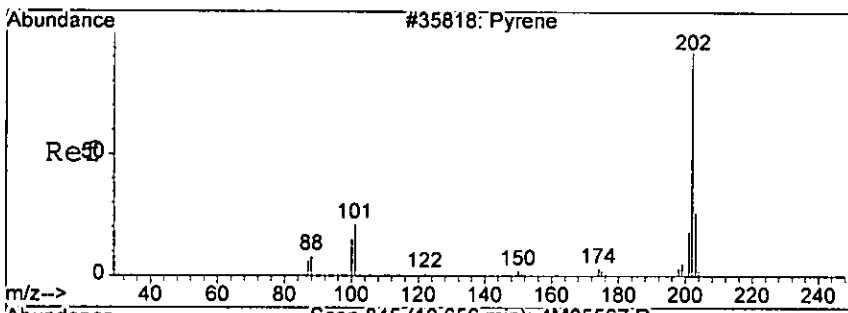
0798



Tgt Ion: 202 Resp: 18898
 Ion Ratio Lower Upper
 202 100
 101 14.5 0.0 58.3



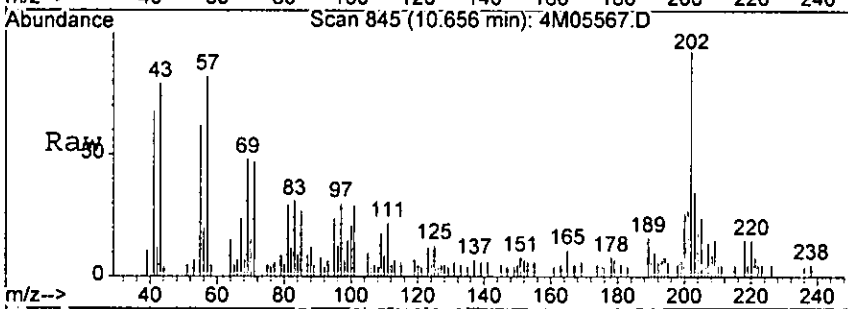
Handwritten signature



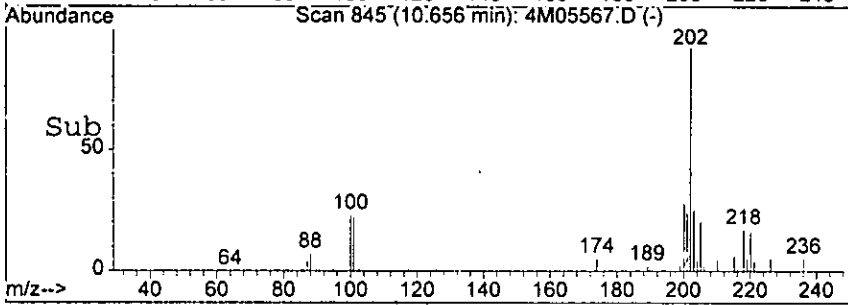
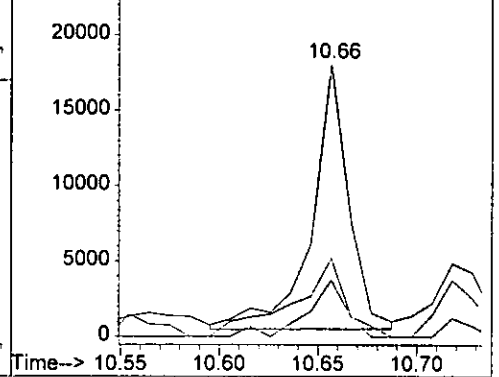
#73
 Pyrene
 Concen: 6.35 ng
 RT: 10.66 min Scan# 845
 Delta R.T. 0.00 min
 Lab File: 4M05567.D
 Acq: 12 Aug 2005 15:00

07955670

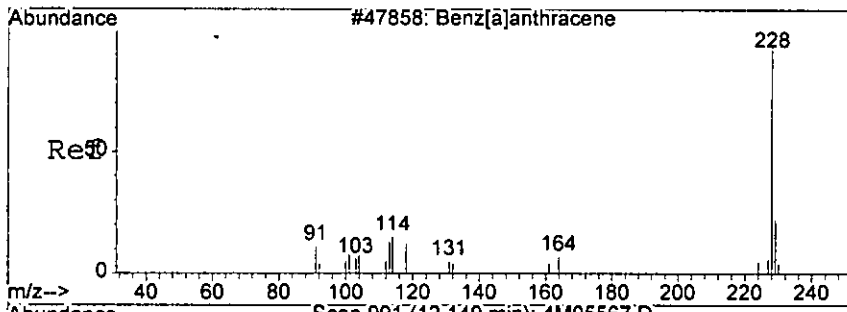
Tgt Ion	Ratio	Resp	Lower	Upper
202	100	22931		
101	30.2		0.0	62.7
100	21.6		0.0	60.5



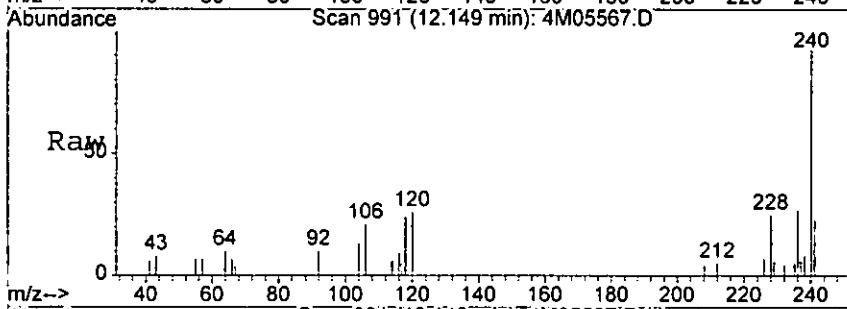
Abundance Ion 202.00 (201.70 to 202.70): 4M0556
 Ion 101.00 (100.70 to 101.70): 4M0556
 Ion 100.00 (99.70 to 100.70): 4M05567



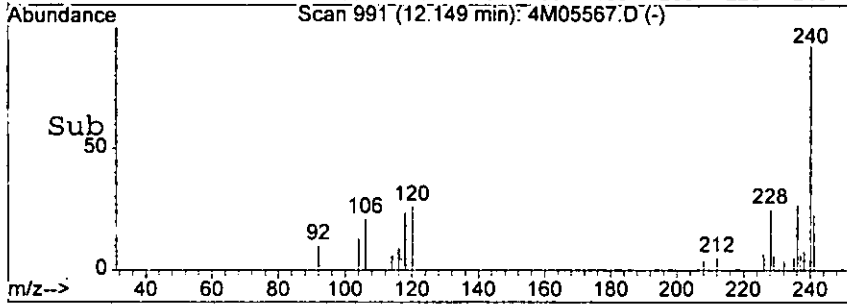
Handwritten signature



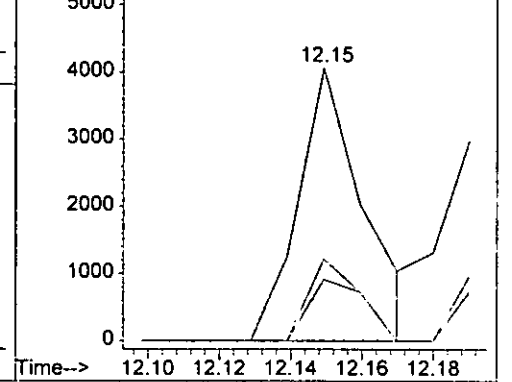
#78
 Benzo[a]anthracene
 Concen: 1.70 ng
 RT: 12.15 min Scan# 991
 Delta R.T. -0.01 min
 Lab File: 4M05567.D
 Acq: 12 Aug 2005 15:00



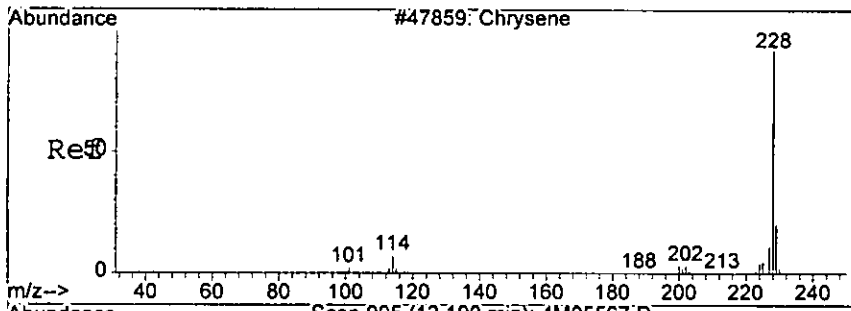
Tgt Ion	Ratio	Lower	Upper
228	100		
229	22.5	0.0	60.5
226	29.9	0.0	69.0



Abundance Ion 228.00 (227.70 to 228.70): 4M0556
 Ion 229.00 (228.70 to 229.70): 4M0556
 Ion 226.00 (225.70 to 226.70): 4M0556

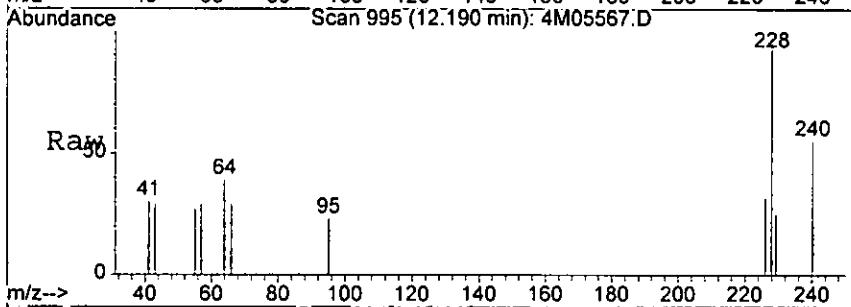


handwritten signature



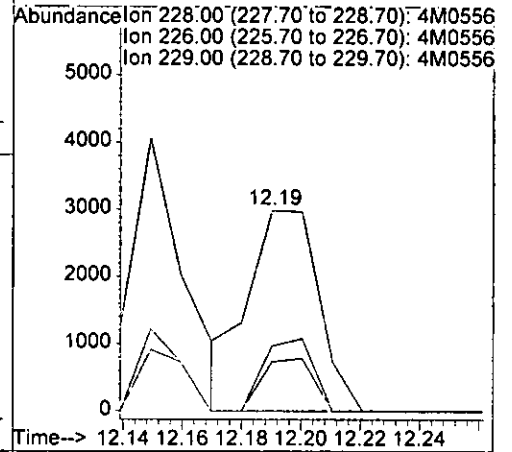
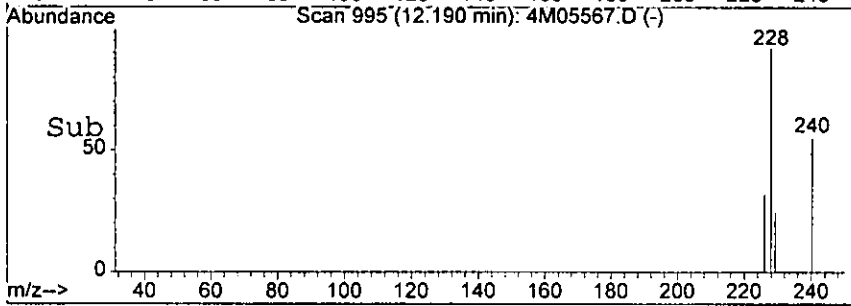
#79
 Chrysene
 Concen: 1.80 ng
 RT: 12.19 min Scan# 995
 Delta R.T. -0.01 min
 Lab File: 4M05567.D
 Acq: 12 Aug 2005 15:00

0301

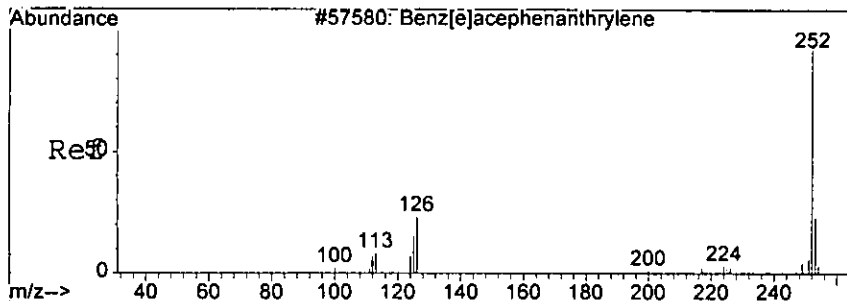


Tgt Ion: 228 Resp: 4901

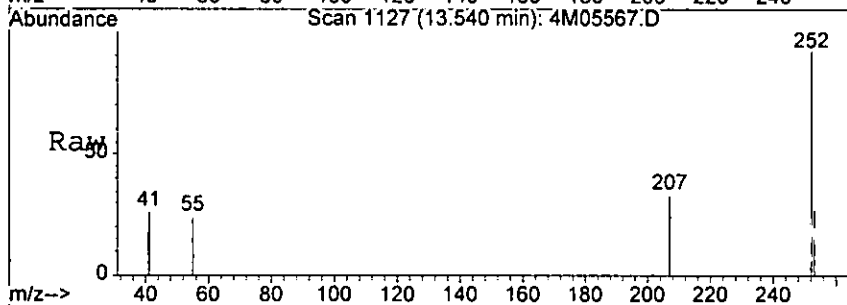
Ion	Ratio	Lower	Upper
228	100		
226	32.4	12.0	52.0
229	24.6	0.0	61.1



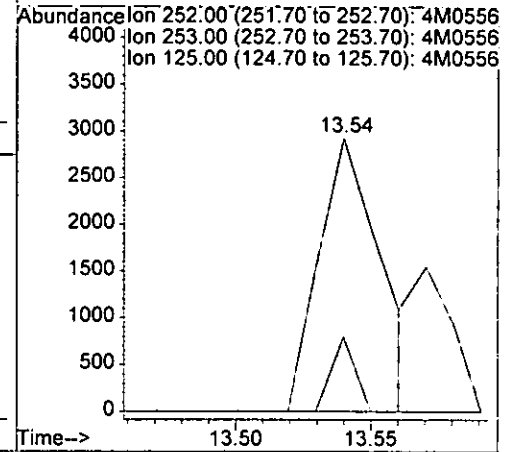
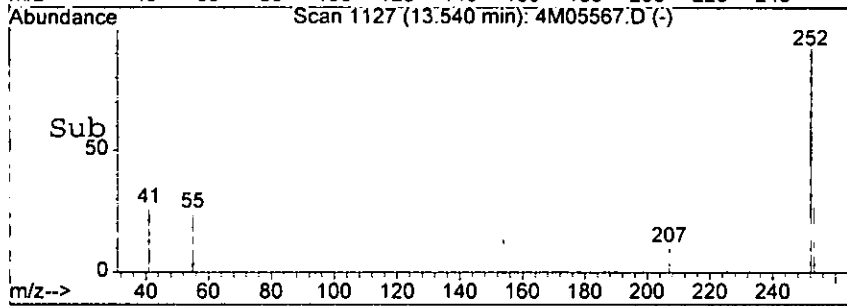
Handwritten signature



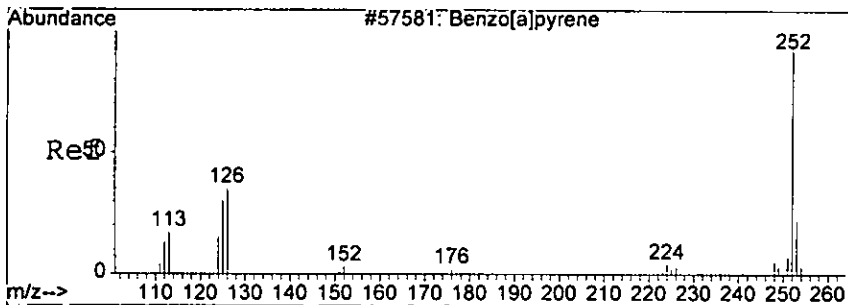
#83
 Benzo [b] fluoranthene
 Concen: 1.86 ng m
 RT: 13.54 min Scan# 1127
 Delta R.T. 0.00 min
 Lab File: 4M05567.D
 Acq: 12 Aug 2005 15:00



Tgt Ion	Resp	Lower	Upper
252	4609		
253	27.2	0.0	63.3
125	0.0	0.0	57.6

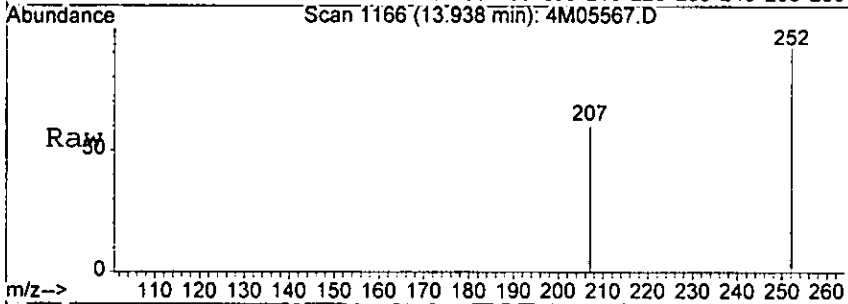


Handwritten signature



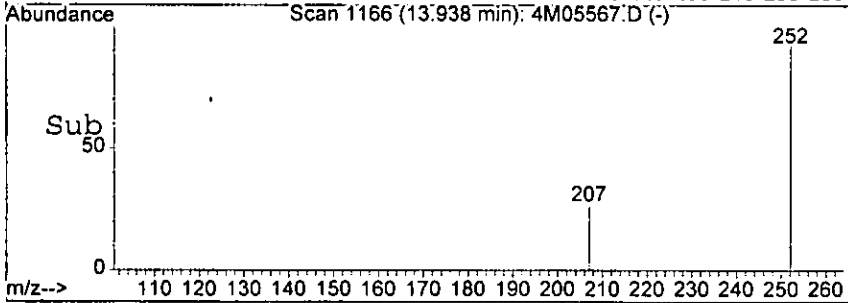
#85
 Benzo[a]pyrene
 Concen: 1.13 ng
 RT: 13.94 min Scan# 1166
 Delta R.T. -0.01 min
 Lab File: 4M05567.D
 Acq: 12 Aug 2005 15:00

0000

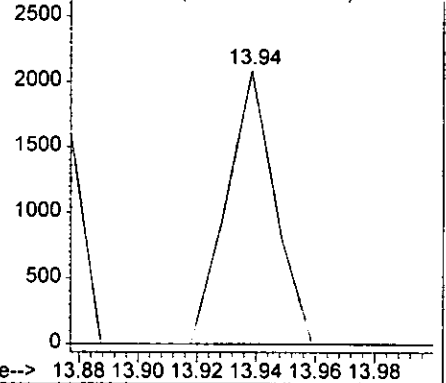


Tgt Ion: 252 Resp: 2334

Ion	Ratio	Lower	Upper
252	100		
253	0.0	0.0	62.9
125	0.0	0.0	57.6



Abundance Ion 252.00 (251.70 to 252.70): 4M0556
 Ion 253.00 (252.70 to 253.70): 4M0556
 Ion 125.00 (124.70 to 125.70): 4M0556



handwritten signature

Form1

ORGANICS SEMIVOLATILE REPORT

7080

Sample Number: AC18916-018
 Client Id: PCSB-49 (11.0')
 Data File: 5M09943.D
 Analysis Date: 08/10/05 18:34
 Date Rec/Extracted: 08/04/05-08/09/05

Matrix: Soil
 Initial Vol: 30g
 Final Vol: 1ml
 Dilution: 1
 Solids: 48

Units: mg/Kg

Cas #	Compound	RL	Conc	Cas #	Compound	RL	Conc
120-82-1	1,2,4-Trichlorobenzene	0.012	U	205-99-2	Benzo[b]fluoranthene	0.019	U
95-50-1	1,2-Dichlorobenzene	0.028	U	191-24-2	Benzo[g,h,i]perylene	0.010	U
122-66-7	1,2-Diphenylhydrazine	0.023	U	207-08-9	Benzo[k]fluoranthene	0.024	U
541-73-1	1,3-Dichlorobenzene	0.020	U	111-91-1	bis(2-Chloroethoxy)methan	0.016	U
106-46-7	1,4-Dichlorobenzene	0.012	U	111-44-4	bis(2-Chloroethyl)ether	0.031	U
95-95-4	2,4,5-Trichlorophenol	0.11	U	108-60-1	bis(2-chloroisopropyl)ether	0.014	U
88-06-2	2,4,6-Trichlorophenol	0.052	U	117-81-7	bis(2-Ethylhexyl)phthalate	0.044	U
120-83-2	2,4-Dichlorophenol	0.093	U	85-68-7	Butylbenzylphthalate	0.019	U
105-67-9	2,4-Dimethylphenol	0.059	U	86-74-8	Carbazole	0.013	U
51-28-5	2,4-Dinitrophenol	0.13	U	218-01-9	Chrysene	0.020	U
121-14-2	2,4-Dinitrotoluene	0.025	U	84-74-2	Di-n-butylphthalate	0.014	U
606-20-2	2,6-Dinitrotoluene	0.031	U	117-84-0	Di-n-octylphthalate	0.024	U
91-58-7	2-Chloronaphthalene	0.0079	U	53-70-3	Dibenzo[a,h]anthracene	0.013	U
95-57-8	2-Chlorophenol	0.13	U	132-64-9	Dibenzofuran	0.090	U
91-57-6	2-Methylnaphthalene	0.12	U	84-66-2	Diethylphthalate	0.016	U
95-48-7	2-Methylphenol	0.26	U	131-11-3	Dimethylphthalate	0.012	U
88-74-4	2-Nitroaniline	0.090	U	206-44-0	Fluoranthene	0.011	U
88-75-5	2-Nitrophenol	0.086	U	86-73-7	Fluorene	0.017	U
106-44-5	3&4-Methylphenol	0.26	U	118-74-1	Hexachlorobenzene	0.028	U
91-94-1	3,3'-Dichlorobenzidine	0.12	U	87-68-3	Hexachlorobutadiene	0.017	U
99-09-2	3-Nitroaniline	0.17	U	77-47-4	Hexachlorocyclopentadiene	0.19	U
534-52-1	4,6-Dinitro-2-methylphenol	0.13	U	67-72-1	Hexachloroethane	0.024	U
101-55-3	4-Bromophenyl-phenylether	0.028	U	193-39-5	Indeno[1,2,3-cd]pyrene	0.012	U
59-50-7	4-Chloro-3-methylphenol	0.14	U	78-59-1	Isophorone	0.37	U
106-47-8	4-Chloroaniline	0.47	U	621-64-7	N-Nitroso-di-n-propylamine	0.022	U
7005-72-3	4-Chlorophenyl-phenylether	0.020	U	62-75-9	N-Nitrosodimethylamine	0.77	U
100-01-6	4-Nitroaniline	0.10	U	86-30-6	n-Nitrosodiphenylamine	0.019	U
100-02-7	4-Nitrophenol	0.098	U	91-20-3	Naphthalene	0.0068	U
83-32-9	Acenaphthene	0.011	U	98-95-3	Nitrobenzene	0.020	U
208-96-8	Acenaphthylene	0.010	U	87-86-5	Pentachlorophenol	0.067	U
120-12-7	Anthracene	0.014	U	85-01-8	Phenanthrene	0.015	U
92-87-5	Benzydine	0.72	U	108-95-2	Phenol	0.11	U
56-55-3	Benzo[a]anthracene	0.0097	U	129-00-0	Pyrene	0.016	U
50-32-8	Benzo[a]pyrene	0.012	0.48				

Worksheet #: 18415

Total Target Concentration 0.48

U - Indicates the compound was analyzed but not detected.
 B - Indicates the analyte was found in the blank as well as in the sample.
 E - Indicates the analyte concentration exceeds the calibration range of the instrument.

R - Retention Time Out
 J - Indicates an estimated value when a compound is detected at less than the specified detection limit.

Data File : G:\GcMsData\2005\Gcms_5\Data\08-10-05\5M09943.D Vial: 3885
 Acq On : 10 Aug 2005 18:34 Operator: AHD
 Sample : AC18916-018 Inst : GCMS_5
 Misc : S,BNA Multiplr: 1.00
 MS Integration Params: RTEINT.P
 Quant Time: Aug 18 13:20 2005 Quant Results File: 5M_0722.RES

Quant Method : G:\GCMSDATA\2005\GCMS_5\METHODS\5M_0722.M (RTE Integrator)
 Title : @GCMS_5,mg,625,8270
 Last Update : Fri Jul 22 11:19:45 2005
 Response via : Initial Calibration
 DataAcq Meth : 5M_RUN5

Internal Standards	R.T.	QIon	Response	Conc	Units	Dev (Min)
1) 1,4-Dichlorobenzene-d4	5.08	152	28526	40.00	ng	-0.17
20) Naphthalene-d8	6.12	136	111773	40.00	ng	-0.16
36) Acenaphthene-d10	7.45	164	60360	40.00	ng	-0.19
61) Phenanthrene-d10	8.81	188	102465	40.00	ng	-0.22
77) Chrysene-d12	11.78	240	74281	40.00	ng	-0.25
88) Perylene-d12	13.37	264	57206	40.00	ng	-0.24
System Monitoring Compounds						
4) 2-Fluorophenol	3.75	112	140725	146.47	ng	-0.21
Spiked Amount	200.000		Recovery	=	73.24%	
8) Phenol-d5	4.79	99	178156	126.81	ng	-0.16
Spiked Amount	200.000		Recovery	=	63.41%	
21) Nitrobenzene-d5	5.55	128	34363	70.22	ng	-0.16
Spiked Amount	100.000		Recovery	=	70.22%	
41) 2-Fluorobiphenyl	6.93	172	146583	77.69	ng	-0.16
Spiked Amount	100.000		Recovery	=	77.69%	
64) 2,4,6-Tribromophenol	8.14	330	35621	162.44	ng	-0.20
Spiked Amount	200.000		Recovery	=	81.22%	
80) Terphenyl-d14	10.59	244	140592	80.12	ng	-0.22
Spiked Amount	100.000		Recovery	=	80.12%	
Target Compounds						Qvalue
92) Benzo[a]pyrene	13.39	252	14620	6.88	ng	88

hmr

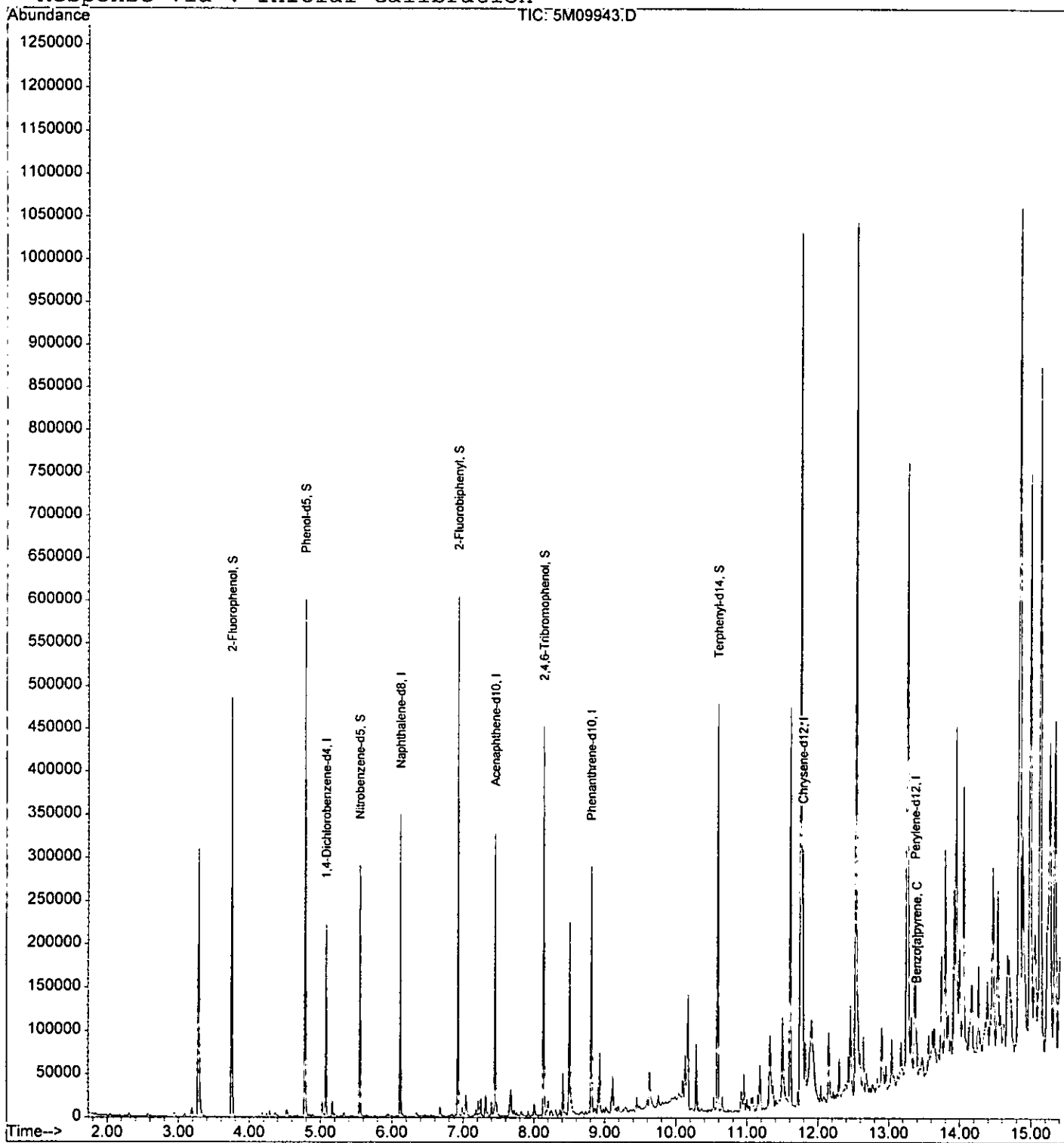
(#) = qualifier out of range (m) = manual integration

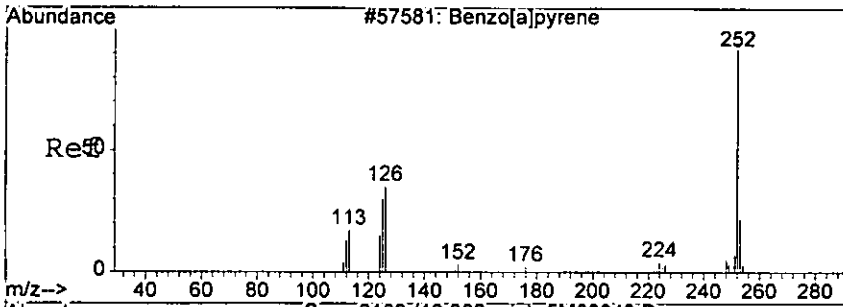
Quantitation Report

Data File : G:\GcMsData\2005\Gcms_5\Data\08-10-05\5M09943.D Vial: 303
Acq On : 10 Aug 2005 18:34 Operator: AHD
Sample : AC18916-018 Inst : GCMS_5
Misc : S,BNA Multiplr: 1.00
MS Integration Params: RTEINT.P
Quant Time: Aug 18 13:20 2005

Quant Results File: 5M_0722.RES

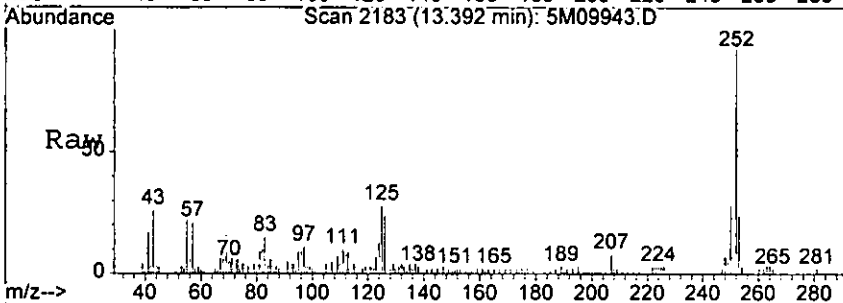
Method : G:\GCMSDATA\2005\GCMS_5\METHODS\5M_0722.M (RTE Integrator)
Title : @GCMS_5,mg,625,8270
Last Update : Fri Jul 22 11:19:45 2005
Response via : Initial Calibration





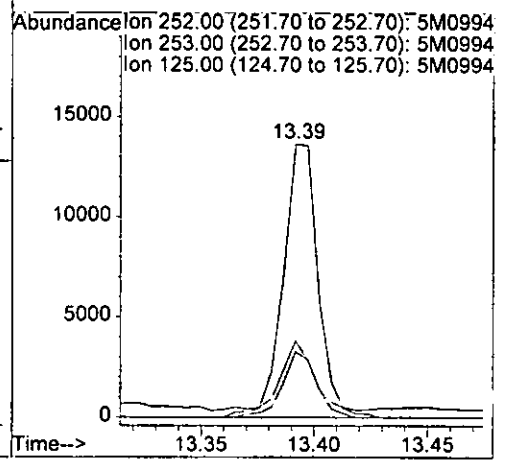
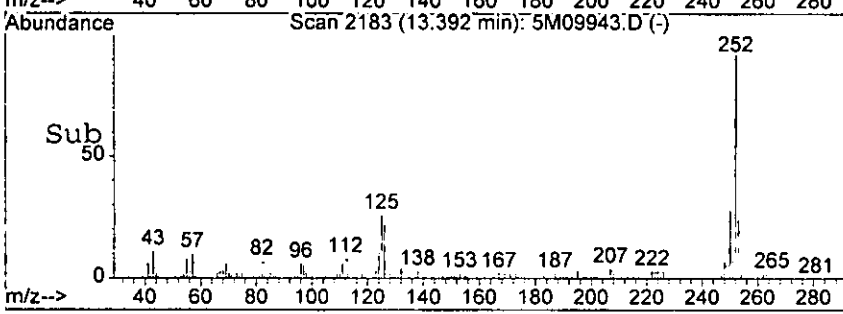
#92
 Benzo[a]pyrene
 Concen: 6.88 ng
 RT: 13.39 min Scan# 2183
 Delta R.T. -0.18 min
 Lab File: 5M09943.D
 Acq: 10 Aug 2005 18:34

0807



Tgt Ion: 252 Resp: 14620

Ion	Ratio	Lower	Upper
252	100		
253	24.0	0.0	61.5
125	25.4	0.0	56.0



Lot

Form1

ORGANICS SEMIVOLATILE REPORT

0000

Sample Number: AC18916-019
 Client Id: PCSB-44 (0.5')
 Data File: 5M09938.D
 Analysis Date: 08/10/05 16:45
 Date Rec/Extracted: 08/04/05-08/09/05

Matrix: Soil
 Initial Vol: 30g
 Final Vol: 1ml
 Dilution: 1
 Solids: 96

Units: mg/Kg

Cas #	Compound	RL	Conc	Cas #	Compound	RL	Conc
120-82-1	1,2,4-Trichlorobenzene	0.0061	U	205-99-2	Benzo[b]fluoranthene	0.0096	2.1
95-50-1	1,2-Dichlorobenzene	0.014	U	191-24-2	Benzo[g,h,i]perylene	0.0050	1.1
122-66-7	1,2-Diphenylhydrazine	0.011	U	207-08-9	Benzo[k]fluoranthene	0.012	0.83
541-73-1	1,3-Dichlorobenzene	0.0099	U	111-91-1	bis(2-Chloroethoxy)methan	0.0081	U
106-46-7	1,4-Dichlorobenzene	0.0061	U	111-44-4	bis(2-Chloroethyl)ether	0.015	U
95-95-4	2,4,5-Trichlorophenol	0.054	U	108-60-1	bis(2-chloroisopropyl)ether	0.0072	U
88-06-2	2,4,6-Trichlorophenol	0.026	U	117-81-7	bis(2-Ethylhexyl)phthalat	0.022	0.060
120-83-2	2,4-Dichlorophenol	0.046	U	85-68-7	Butylbenzylphthalate	0.0094	U
105-67-9	2,4-Dimethylphenol	0.029	U	86-74-8	Carbazole	0.0067	0.12
51-28-5	2,4-Dinitrophenol	0.064	U	218-01-9	Chrysene	0.0099	1.6
121-14-2	2,4-Dinitrotoluene	0.012	U	84-74-2	Di-n-butylphthalate	0.0070	0.042
606-20-2	2,6-Dinitrotoluene	0.016	U	117-84-0	Di-n-octylphthalate	0.012	U
91-58-7	2-Chloronaphthalene	0.0039	U	53-70-3	Dibenzo[a,h]anthracene	0.0064	0.39
95-57-8	2-Chlorophenol	0.064	U	132-64-9	Dibenzofuran	0.045	0.075
91-57-6	2-Methylnaphthalene	0.059	0.093	84-66-2	Diethylphthalate	0.0082	U
95-48-7	2-Methylphenol	0.13	U	131-11-3	Dimethylphthalate	0.0060	U
88-74-4	2-Nitroaniline	0.045	U	206-44-0	Fluoranthene	0.0057	2.3
88-75-5	2-Nitrophenol	0.043	U	86-73-7	Fluorene	0.0083	0.062
106-44-5	3&4-Methylphenol	0.13	U	118-74-1	Hexachlorobenzene	0.014	U
91-94-1	3,3'-Dichlorobenzidine	0.061	U	87-68-3	Hexachlorobutadiene	0.0085	U
99-09-2	3-Nitroaniline	0.087	U	77-47-4	Hexachlorocyclopentadiene	0.094	U
534-52-1	4,6-Dinitro-2-methylphenol	0.066	U	67-72-1	Hexachloroethane	0.012	U
101-55-3	4-Bromophenyl-phenylether	0.014	U	193-39-5	Indeno[1,2,3-cd]pyrene	0.0059	0.98
59-50-7	4-Chloro-3-methylphenol	0.070	U	78-59-1	isophorone	0.19	U
106-47-8	4-Chloroaniline	0.24	U	621-64-7	N-Nitroso-di-n-propylamine	0.011	U
7005-72-3	4-Chlorophenyl-phenylether	0.0098	U	62-75-9	N-Nitrosodimethylamine	0.39	U
100-01-6	4-Nitroaniline	0.052	U	86-30-6	n-Nitrosodiphenylamine	0.0095	U
100-02-7	4-Nitrophenol	0.049	U	91-20-3	Naphthalene	0.0034	0.10
83-32-9	Acenaphthene	0.0057	0.059	98-95-3	Nitrobenzene	0.0098	U
208-96-8	Acenaphthylene	0.0052	0.075	87-86-5	Pentachlorophenol	0.034	U
120-12-7	Anthracene	0.0069	0.37	85-01-8	Phenanthrene	0.0077	1.4
92-87-5	Benzidine	0.36	U	108-95-2	Phenol	0.057	U
56-55-3	Benzo[a]anthracene	0.0048	1.6	129-00-0	Pyrene	0.0079	2.1
50-32-8	Benzo[a]pyrene	0.0058	1.6				

Worksheet #: 18415

Total Target Concentration 17.056

U - Indicates the compound was analyzed but not detected.
 B - Indicates the analyte was found in the blank as well as in the sample.
 E - Indicates the analyte concentration exceeds the calibration range of the instrument.

R - Retention Time Out
 J - Indicates an estimated value when a compound is detected at less than the specified detection limit.

23

Data File : G:\GcMsData\2005\Gcms_5\Data\08-10-05\5M09938.D Vial: 23
 Acq On : 10 Aug 2005 16:45 Operator: AHD
 Sample : AC18916-019 Inst : GCMS_5
 Misc : S,BNA Multiplr: 1.00

MS Integration Params: RTEINT.P

Quant Time: Aug 18 13:08 2005

Quant Results File: 5M_0722.RES

Quant Method : G:\GCMSDATA\2005\GCMS_5\METHODS\5M_0722.M (RTE Integrator)
 Title : @GCMS_5,mg,625,8270
 Last Update : Fri Jul 22 11:19:45 2005
 Response via : Initial Calibration
 DataAcq Meth : 5M_RUN5

Internal Standards	R.T.	QIon	Response	Conc	Units	Dev (Min)
1) 1,4-Dichlorobenzene-d4	5.08	152	30114	40.00	ng	-0.17
20) Naphthalene-d8	6.12	136	119819	40.00	ng	-0.16
36) Acenaphthene-d10	7.45	164	68719	40.00	ng	-0.19
61) Phenanthrene-d10	8.81	188	103509	40.00	ng	-0.22
77) Chrysene-d12	11.79	240	77668	40.00	ng	-0.24
88) Perylene-d12	13.37	264	63070	40.00	ng	-0.24

System Monitoring Compounds

4) 2-Fluorophenol	3.75	112	130707	128.87	ng	-0.21
Spiked Amount	200.000		Recovery	= 64.44%		
8) Phenol-d5	4.78	99	168919	113.90	ng	-0.17
Spiked Amount	200.000		Recovery	= 56.95%		
21) Nitrobenzene-d5	5.55	128	32780	62.48	ng	-0.17
Spiked Amount	100.000		Recovery	= 62.48%		
41) 2-Fluorobiphenyl	6.93	172	138534	64.49	ng	-0.16
Spiked Amount	100.000		Recovery	= 64.49%		
64) 2,4,6-Tribromophenol	8.14	330	33401	150.78	ng	-0.21
Spiked Amount	200.000		Recovery	= 75.39%		
80) Terphenyl-d14	10.59	244	129806	70.74	ng	-0.22
Spiked Amount	100.000		Recovery	= 70.74%		

Target Compounds

Target Compounds	R.T.	QIon	Response	Conc	Units	Qvalue
30) Naphthalene	6.13	128	9127	2.91	ng	99
34) 2-Methylnaphthalene	6.65	142	5809	2.68	ng	100
47) Acenaphthylene	7.33	152	6628	2.16	ng	97
50) Acenaphthene	7.47	153	3231	1.70	ng	95
53) Dibenzofuran	7.62	168	5931	2.15	ng	98
57) Fluorene	7.92	166	4005	1.80	ng	96
70) Phenanthrene	8.84	178	119799	40.13	ng	98
71) Anthracene	8.88	178	32555	10.73	ng	99
72) Carbazole	9.06	167	9593	3.46	ng	100
74) Di-n-butylphthalate	9.47	149	4090	1.22	ng	90
76) Fluoranthene	10.12	202	216616	66.56	ng	97
78) Pyrene	10.37	202	191694	61.63	ng	98
85) Benzo[a]anthracene	11.78	228	134089	46.95	ng	99
86) Chrysene	11.82	228	122024	46.59	ng	97
87) bis(2-Ethylhexyl)phthalate	11.91	149	3287	1.74	ng	91
90) Benzo[b]fluoranthene	12.98	252	153547m	61.66	ng	
91) Benzo[k]fluoranthene	13.01	252	60520m	24.01	ng	
92) Benzo[a]pyrene	13.32	252	105930	45.20	ng	96
93) Indeno[1,2,3-cd]pyrene	14.40	276	71568	28.19	ng	89

(#) = qualifier out of range (m) = manual integration

h818

Data File : G:\GcMsData\2005\Gcms_5\Data\08-10-05\5M09938.D Vial: 28
Acq On : 10 Aug 2005 16:45 Operator: AHD
Sample : AC18916-019 Inst : GCMS_5
Misc : S,BNA Multiplr: 1.00
MS Integration Params: RTEINT.P
Quant Time: Aug 18 13:08 2005

Quant Results File: 5M_0722.RES

Quant Method : G:\GCMSDATA\2005\GCMS_5\METHODS\5M_0722.M (RTE Integrator)
Title : @GCMS_5,mg,625,8270
Last Update : Fri Jul 22 11:19:45 2005
Response via : Initial Calibration
DataAcq Meth : 5M_RUN5

Compound	R.T.	QIon	Response	Conc	Unit	Qvalue
94) Dibenzo[a,h]anthracene	14.41	278	23377m	11.09	ng	
95) Benzo[g,h,i]perylene	14.66	276	66017	31.09	ng	92

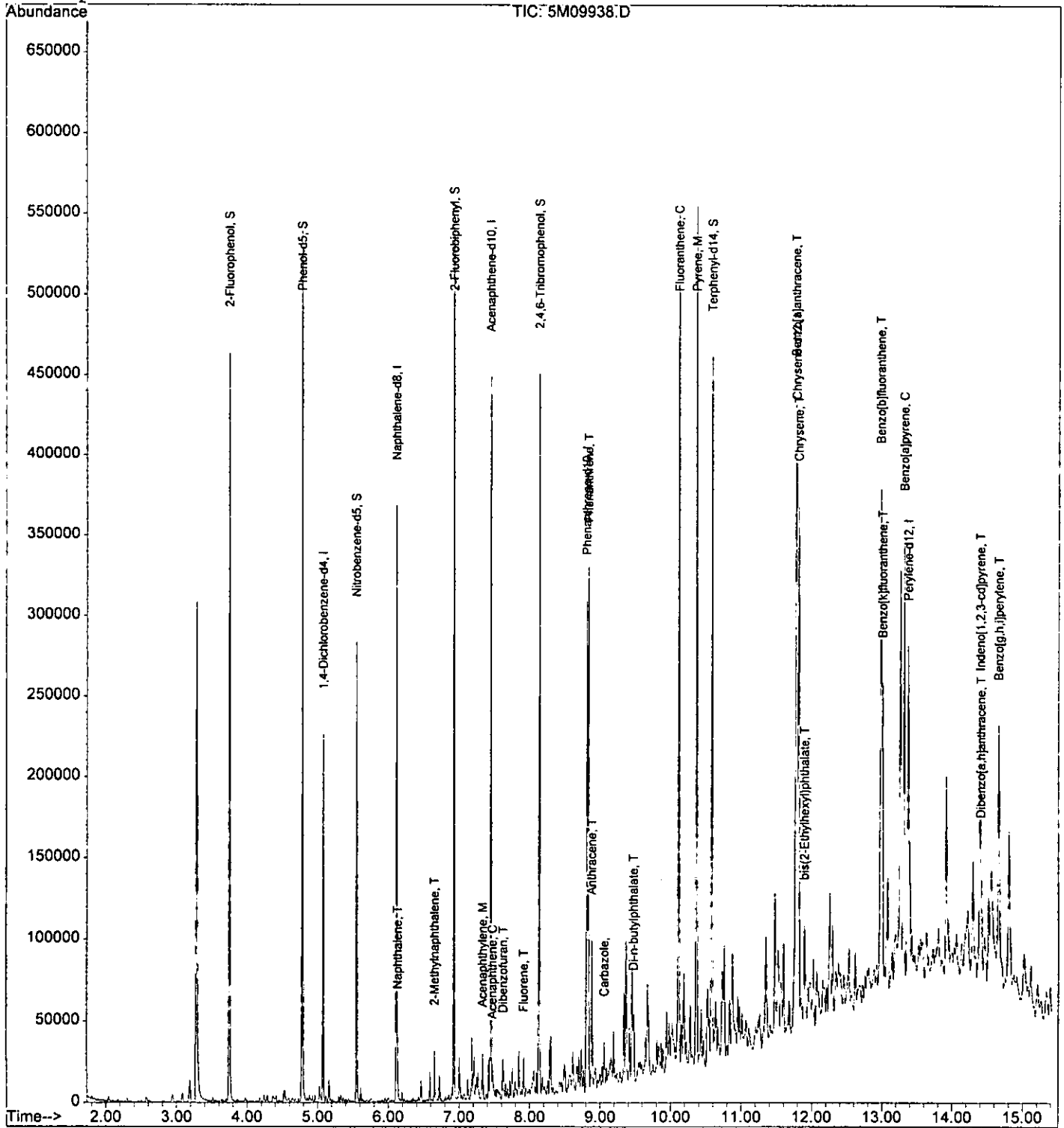
(#) = qualifier out of range (m) = manual integration

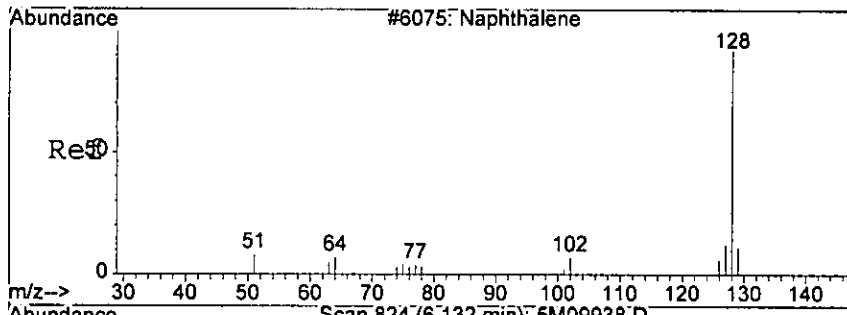
Quantitation Report

Data File : G:\GcMsData\2005\Gcms_5\Data\08-10-05\5M09938.D Vial: 28
 Acq On : 10 Aug 2005 16:45 Operator: AHD
 Sample : AC18916-019 Inst : GCMS_5
 Misc : S,BNA Multiplr: 1.00
 MS Integration Params: RTEINT.P
 Quant Time: Aug 18 13:08 2005

Quant Results File: 5M_0722.RES

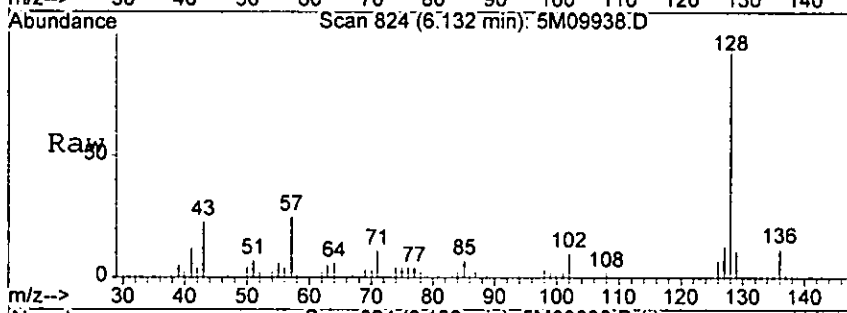
Method : G:\GCMSDATA\2005\GCMS_5\METHODS\5M_0722.M (RTE Integrator)
 Title : @GCMS_5,mg,625,8270
 Last Update : Fri Jul 22 11:19:45 2005
 Response via : Initial Calibration





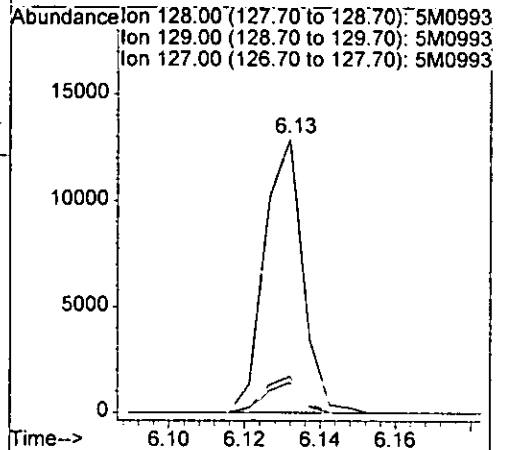
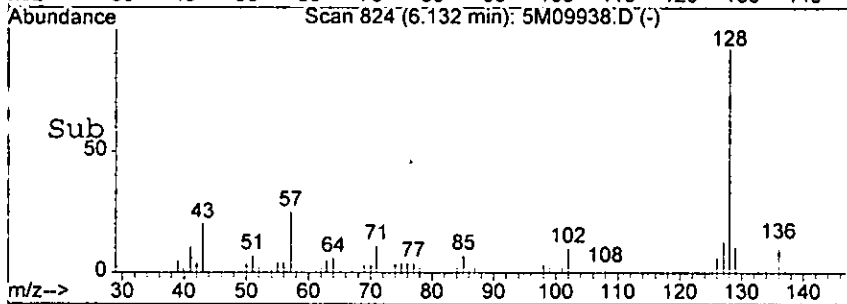
#30
 Naphthalene
 Concen: 2.91 ng
 RT: 6.13 min Scan# 824
 Delta R.T. -0.17 min
 Lab File: 5M09938.D
 Acq: 10 Aug 2005 16:45

0812

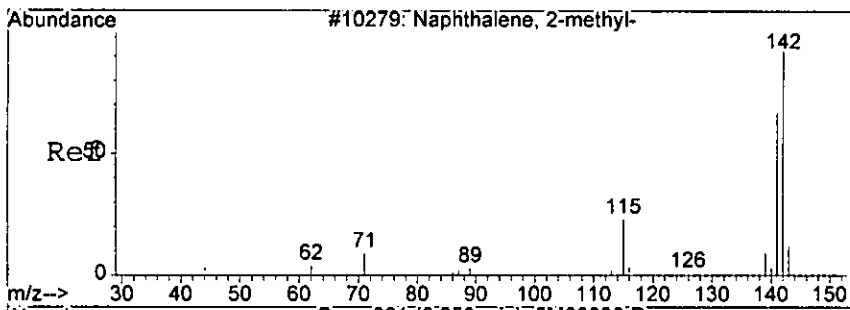


Tgt Ion: 128 Resp: 9127

Ion	Ratio	Lower	Upper
128	100		
129	11.0	0.0	50.9
127	13.2	0.0	52.6



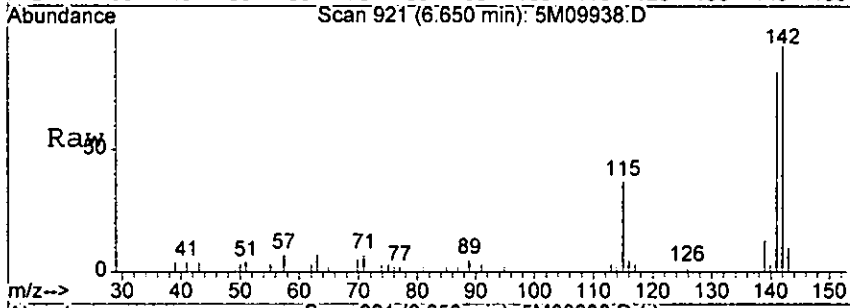
1818



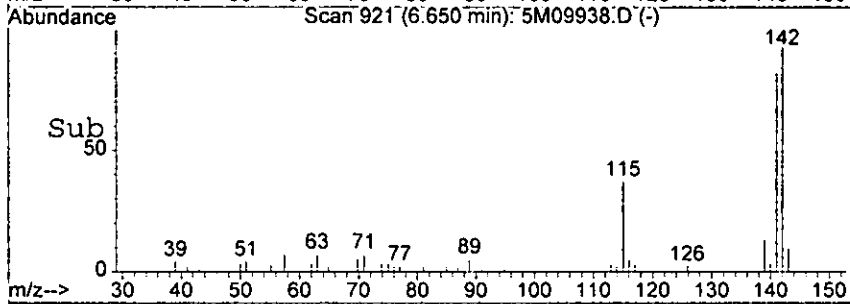
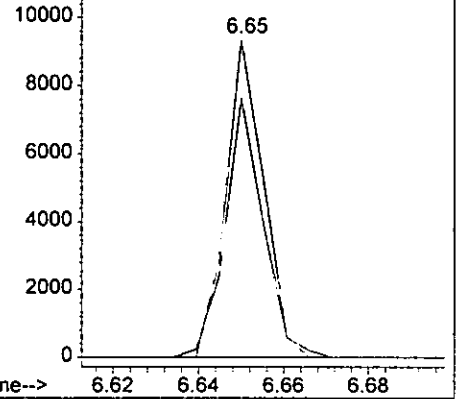
#34
 2-Methylnaphthalene
 Concen: 2.68 ng
 RT: 6.65 min Scan# 921
 Delta R.T. -0.16 min
 Lab File: 5M09938.D
 Acq: 10 Aug 2005 16:45

0813

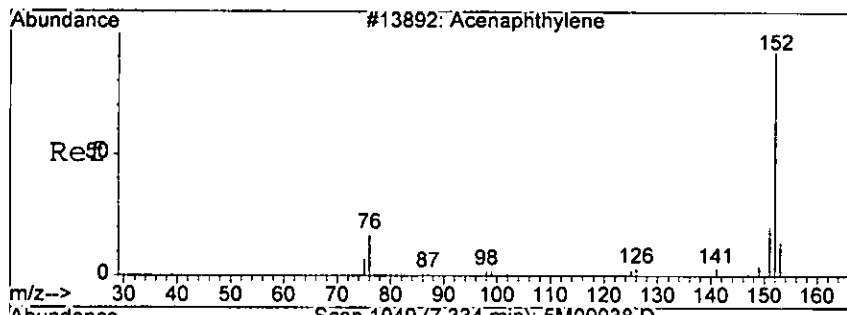
Tgt Ion: 142 Resp: 5809
 Ion Ratio Lower Upper
 142 100
 141 81.8 42.0 122.0



Abundance Ion 142.00 (141.70 to 142.70): 5M0993
 Ion 141.00 (140.70 to 141.70): 5M0993

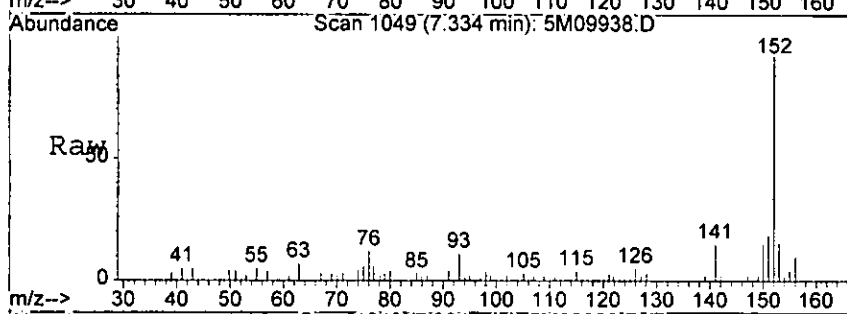


10/10



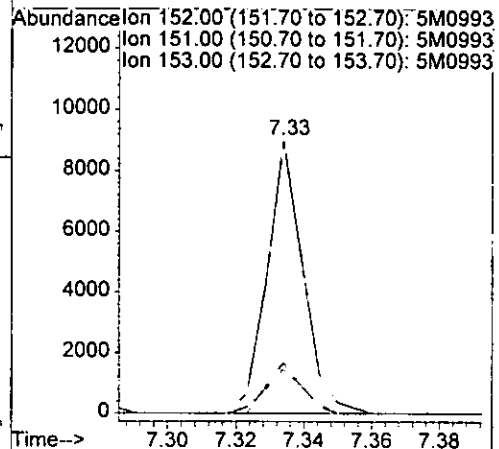
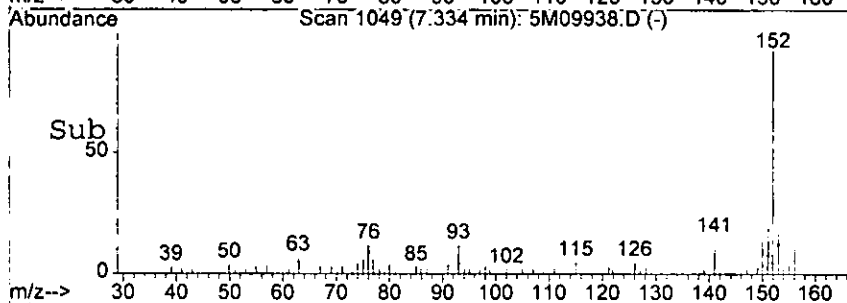
#47
 Acenaphthylene
 Concen: 2.16 ng
 RT: 7.33 min Scan# 1049
 Delta R.T. -0.19 min
 Lab File: 5M09938.D
 Acq: 10 Aug 2005 16:45

0814

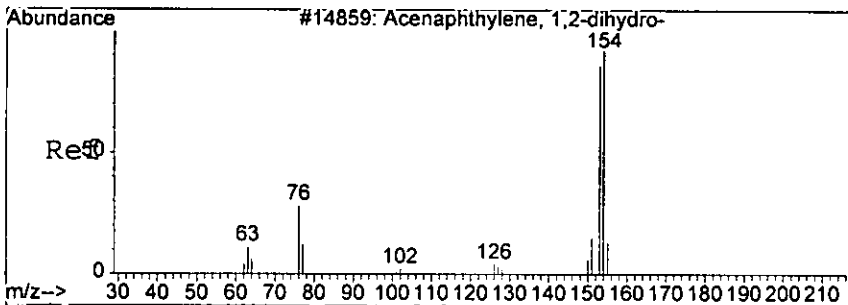


Tgt Ion: 152 Resp: 6628

Ion	Ratio	Lower	Upper
152	100		
151	18.6	0.0	59.1
153	16.3	0.0	53.9



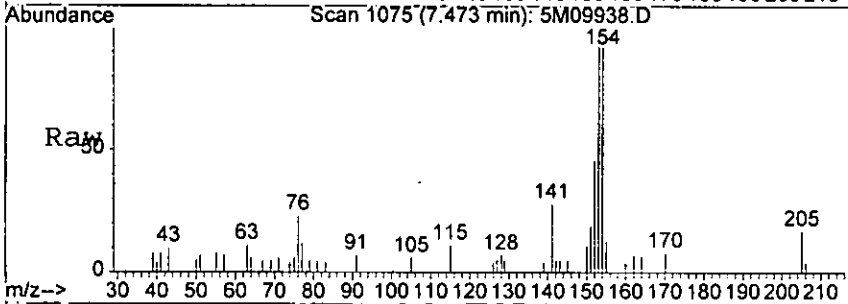
10/85



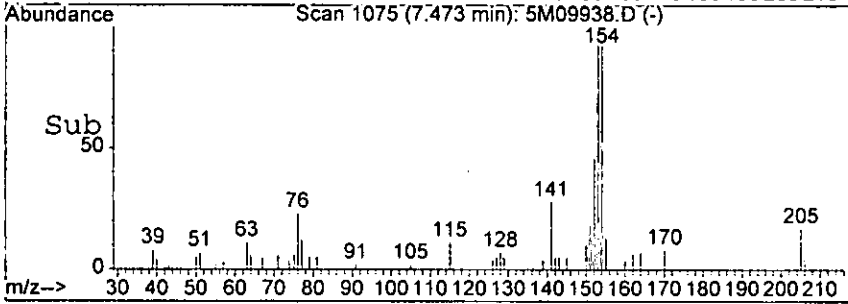
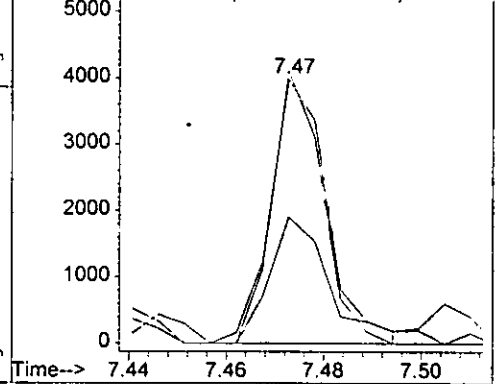
#50
 Acenaphthene
 Concen: 1.70 ng
 RT: 7.47 min Scan# 1075
 Delta R.T. -0.19 min
 Lab File: 5M09938.D
 Acq: 10 Aug 2005 16:45

0815

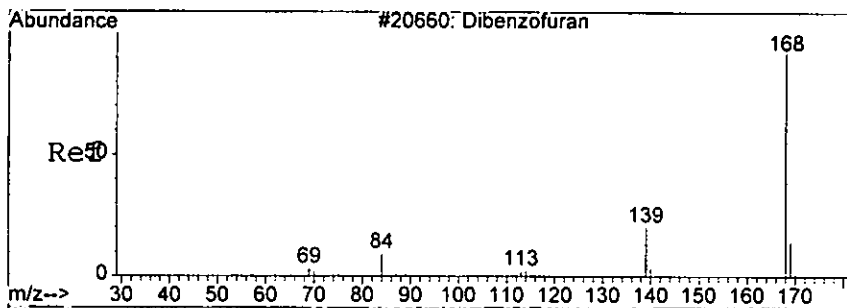
Tgt Ion	Resp	Lower	Upper
153	3231		
153	100		
152	47.8	5.1	85.1
154	103.3	57.6	137.6



Abundance
 Ion 153.00 (152.70 to 153.70): 5M0993
 Ion 152.00 (151.70 to 152.70): 5M0993
 Ion 154.00 (153.70 to 154.70): 5M0993



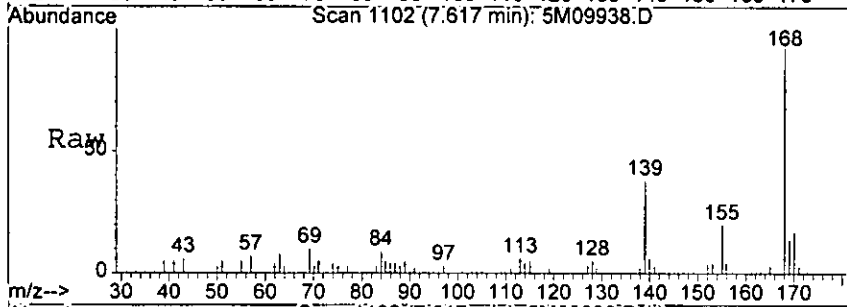
18/05



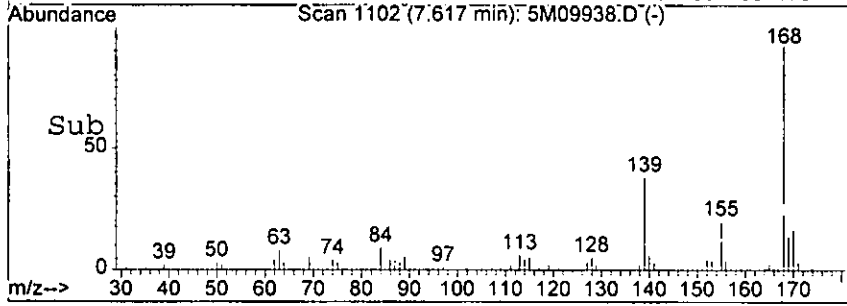
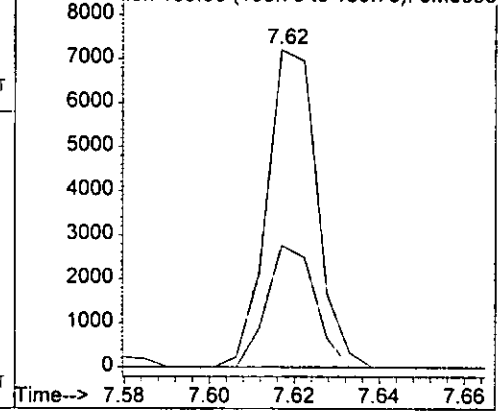
#53
 Dibenzofuran
 Concen: 2.15 ng
 RT: 7.62 min Scan# 1102
 Delta R.T. -0.20 min
 Lab File: 5M09938.D
 Acq: 10 Aug 2005 16:45

08110

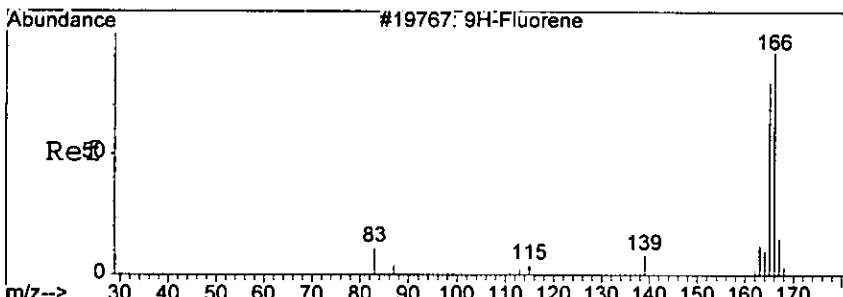
Tgt Ion	Resp	Lower	Upper
168	5931	100	
139	38.3	7.1	67.1



Abundance Ion 168.00 (167.70 to 168.70): 5M0993
 Ion 139.00 (138.70 to 139.70): 5M0993



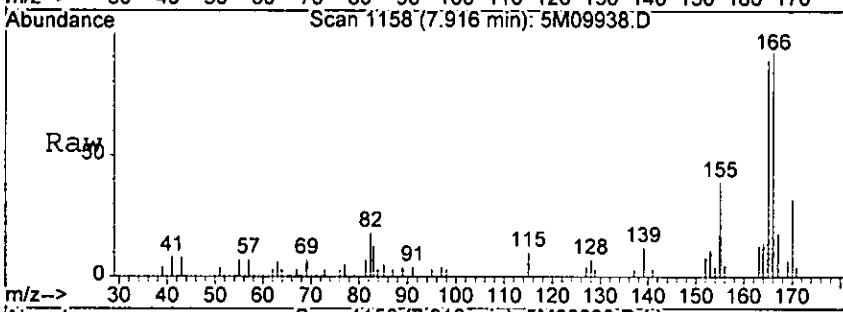
168



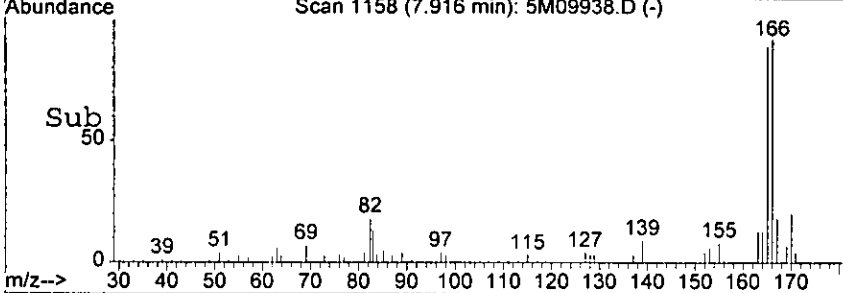
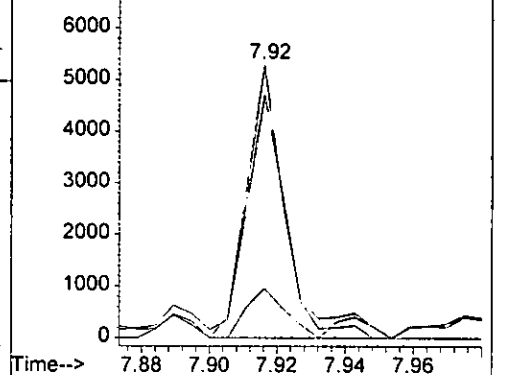
#57
 Fluorene
 Concen: 1.80 ng
 RT: 7.92 min Scan# 1158
 Delta R.T. -0.20 min
 Lab File: 5M09938.D
 Acq: 10 Aug 2005 16:45

0817

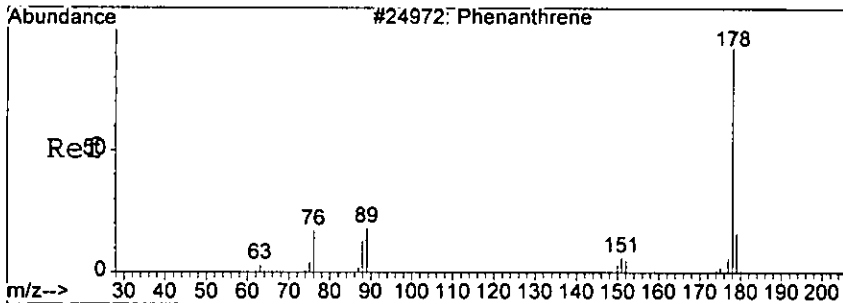
Tgt Ion	Resp	Lower	Upper
166	100		
165	89.0	52.1	132.1
167	18.0	0.0	53.7



Abundance Ion 166.00 (165.70 to 166.70): 5M0993
 Ion 165.00 (164.70 to 165.70): 5M0993
 Ion 167.00 (166.70 to 167.70): 5M0993



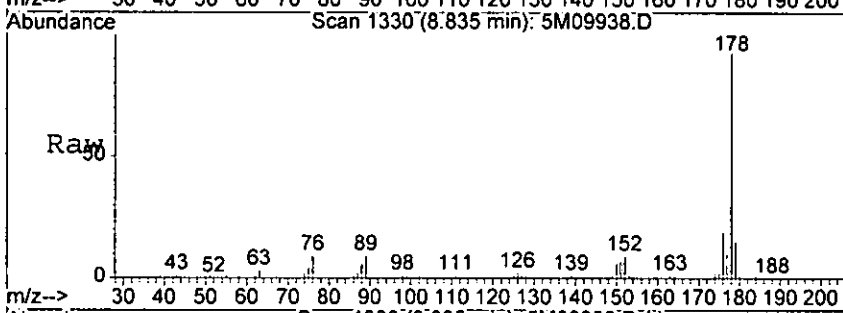
1.80



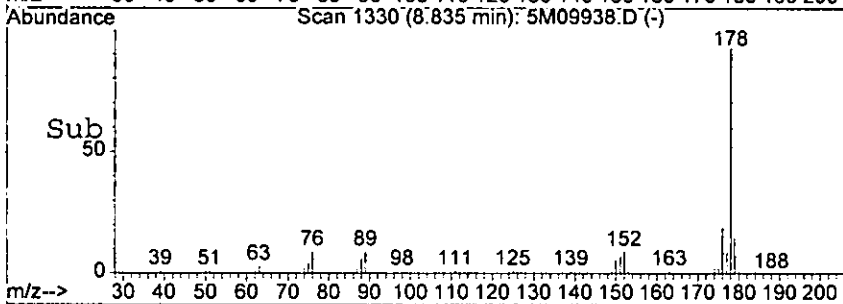
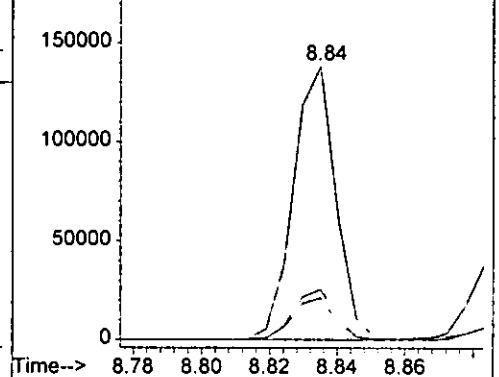
#70
 Phenanthrene
 Concen: 40.13 ng
 RT: 8.84 min Scan# 1330
 Delta R.T. -0.22 min
 Lab File: 5M09938.D
 Acq: 10 Aug 2005 16:45

0818

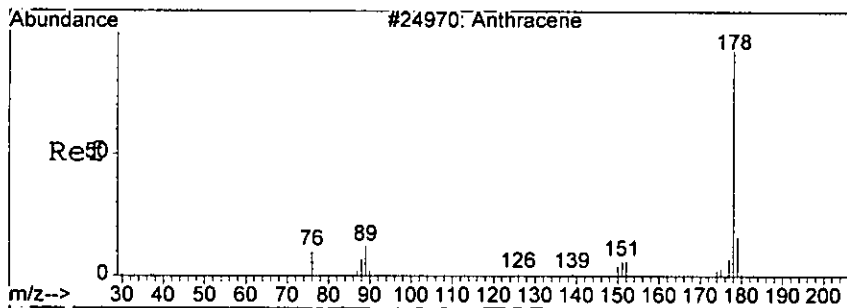
Tgt Ion	Resp	Lower	Upper
178	119799		
179	15.4	0.0	54.9
176	18.5	0.0	57.7



Abundance Ion 178.00 (177.70 to 178.70): 5M0993
 Ion 179.00 (178.70 to 179.70): 5M0993
 Ion 176.00 (175.70 to 176.70): 5M0993



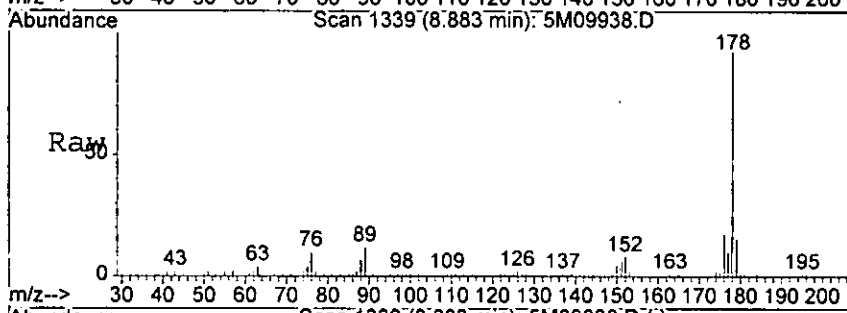
1491er



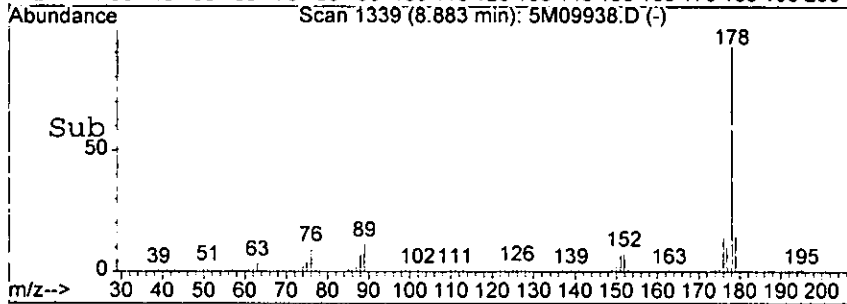
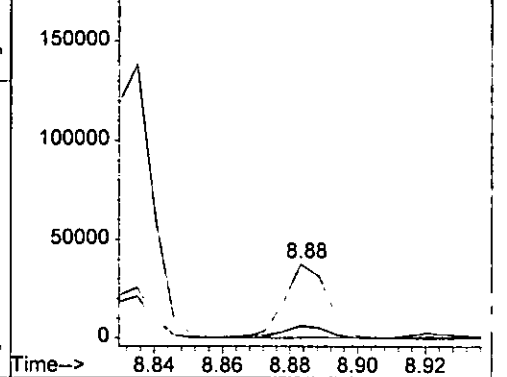
#71
 Anthracene
 Concen: 10.73 ng
 RT: 8.88 min Scan# 1339
 Delta R.T. -0.22 min
 Lab File: 5M09938.D
 Acq: 10 Aug 2005 16:45

0819

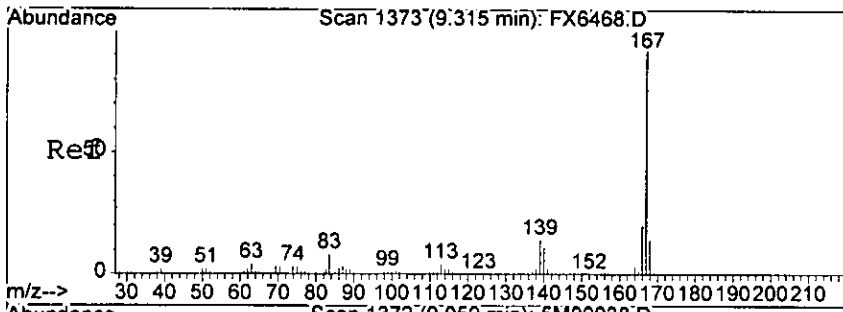
Tgt Ion	Resp	Lower	Upper
178	32555		
179	15.1	0.0	54.3
176	17.8	0.0	57.7



Abundance
 Ion 178.00 (177.70 to 178.70): 5M0993
 Ion 179.00 (178.70 to 179.70): 5M0993
 Ion 176.00 (175.70 to 176.70): 5M0993



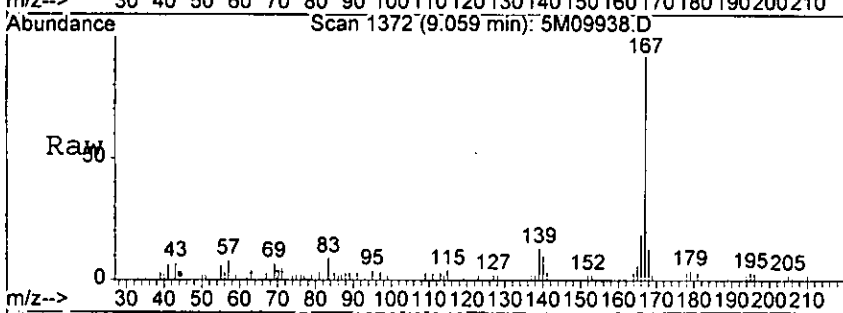
Letter



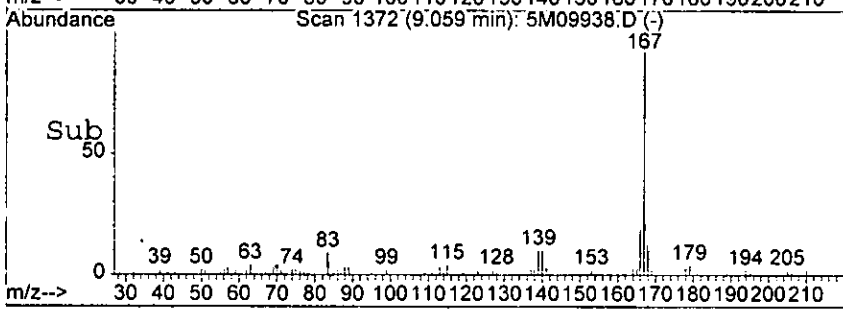
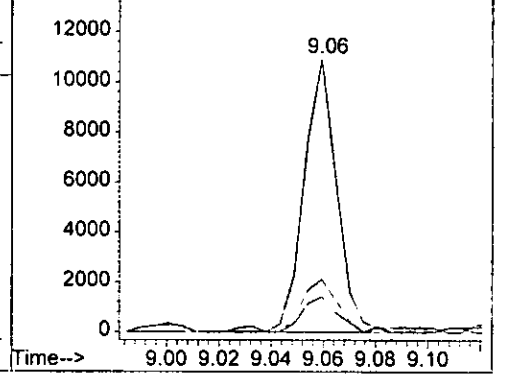
#72
 Carbazole
 Concen: 3.46 ng
 RT: 9.06 min Scan# 1372
 Delta R.T. -0.22 min
 Lab File: 5M09938.D
 Acq: 10 Aug 2005 16:45

0820

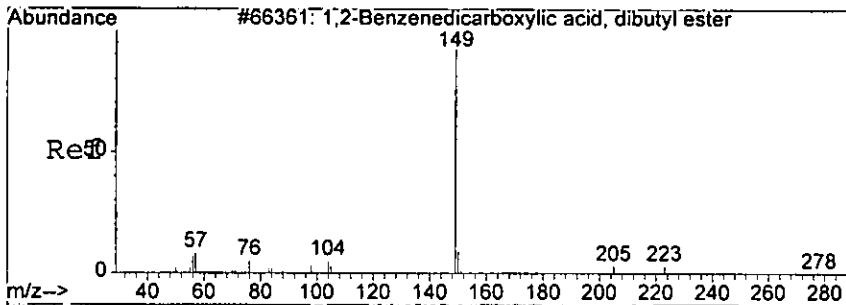
Tgt Ion	Resp	Lower	Upper
167	100		
166	19.4	0.0	39.5
139	13.0	0.0	33.0



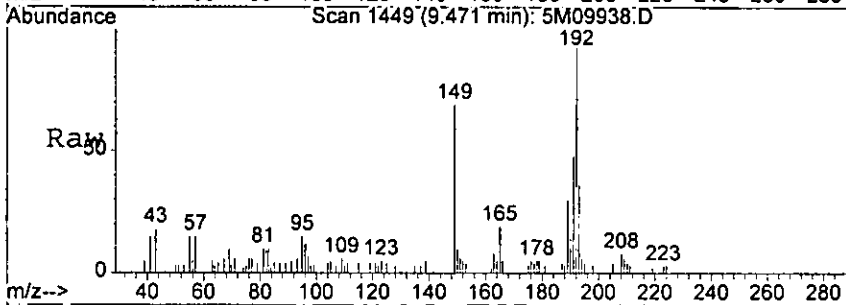
Abundance Ion 167.10 (166.80 to 167.80): 5M0993
 Ion 166.20 (165.90 to 166.90): 5M0993
 Ion 139.05 (138.75 to 139.75): 5M0993



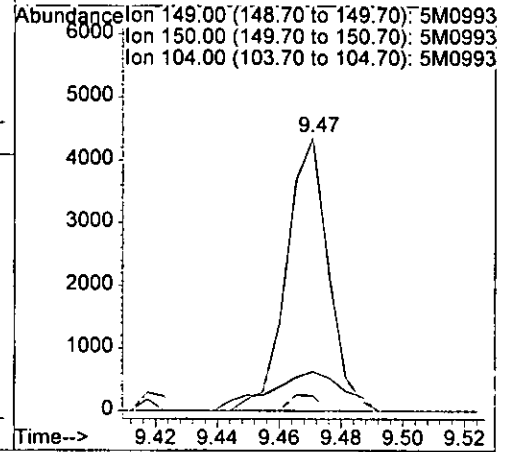
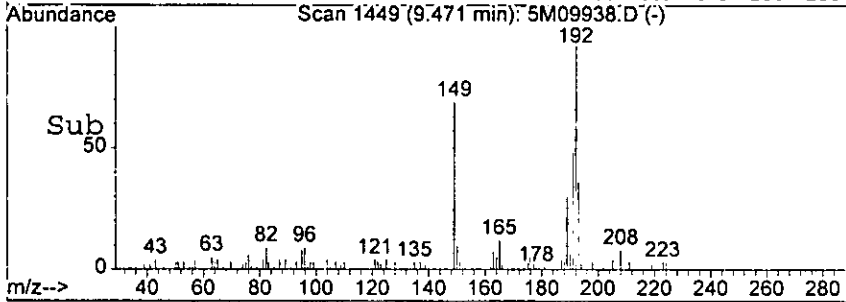
12815



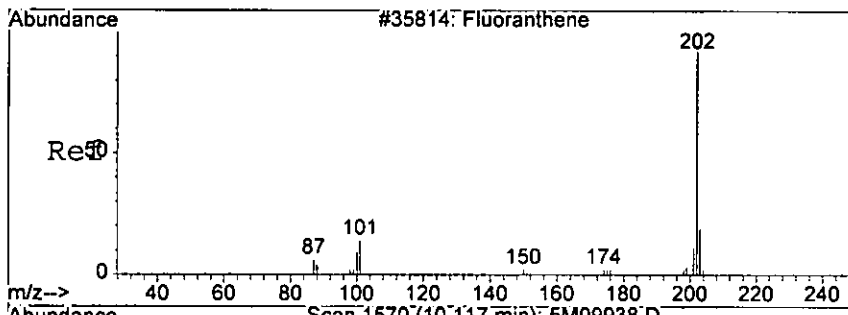
#74
 Di-n-butylphthalate
 Concn: 1.22 ng
 RT: 9.47 min Scan# 1449
 Delta R.T. -0.21 min
 Lab File: 5M09938.D
 Acq: 10 Aug 2005 16:45



Tgt Ion	Resp	Lower	Upper
149	4090		
149	100		
150	14.4	0.0	49.0
104	5.6	0.0	45.3

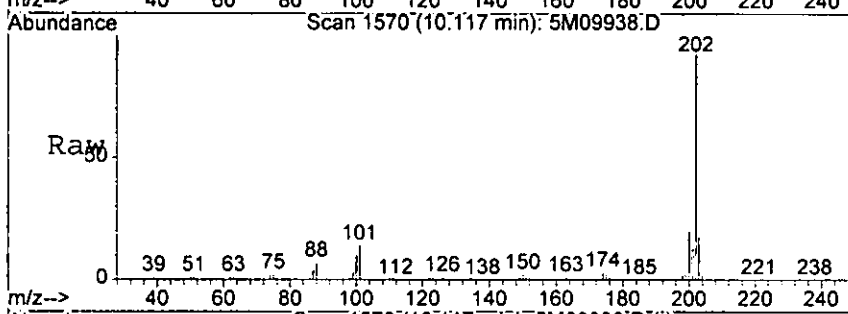


Handwritten signature

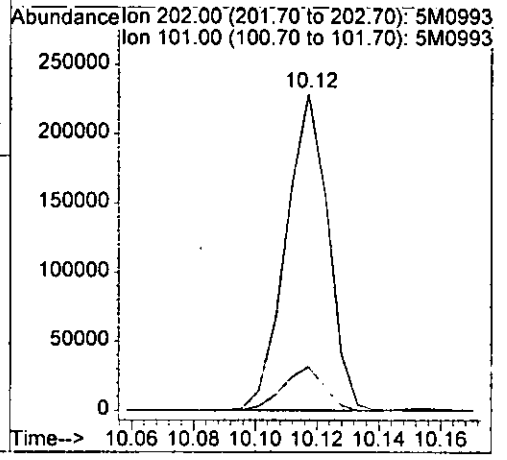
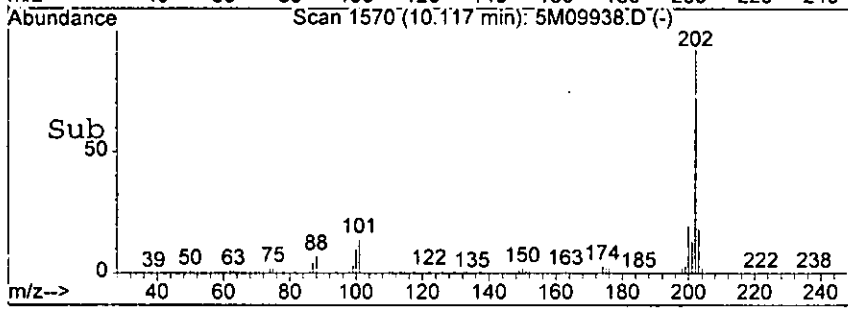


#76
 Fluoranthene
 Concen: 66.56 ng
 RT: 10.12 min Scan# 1570
 Delta R.T. -0.23 min
 Lab File: 5M09938.D
 Acq: 10 Aug 2005 16:45

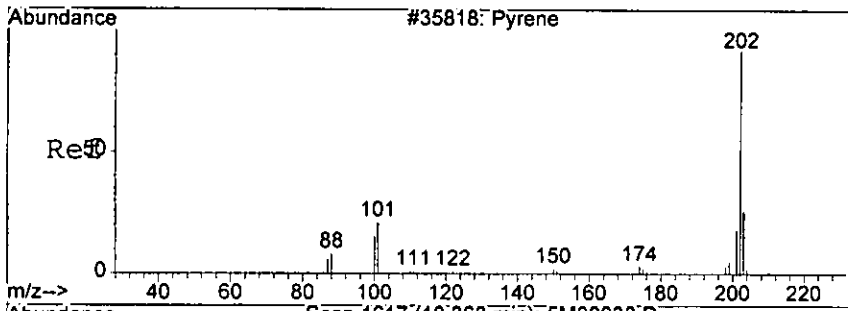
0822



Tgt Ion: 202 Resp: 216616
 Ion Ratio Lower Upper
 202 100
 101 13.8 0.0 52.5

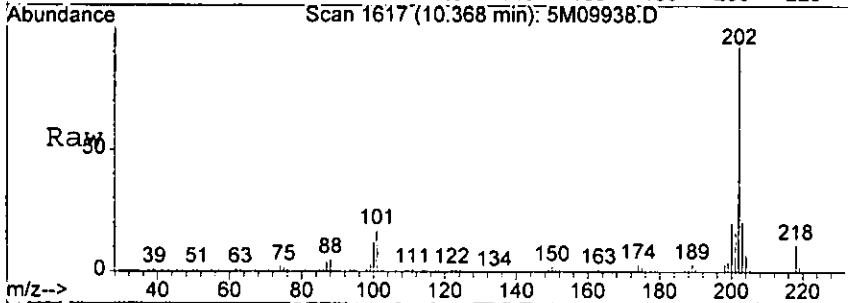


Handwritten signature/initials



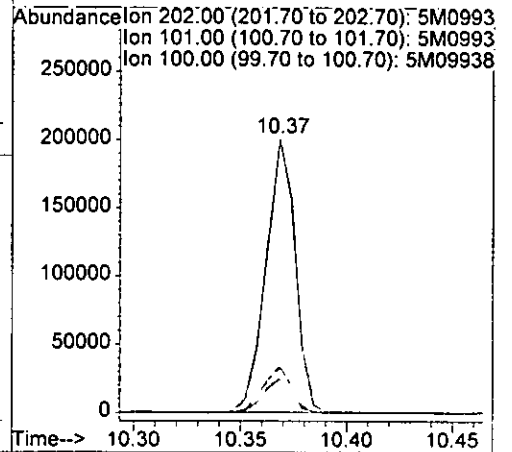
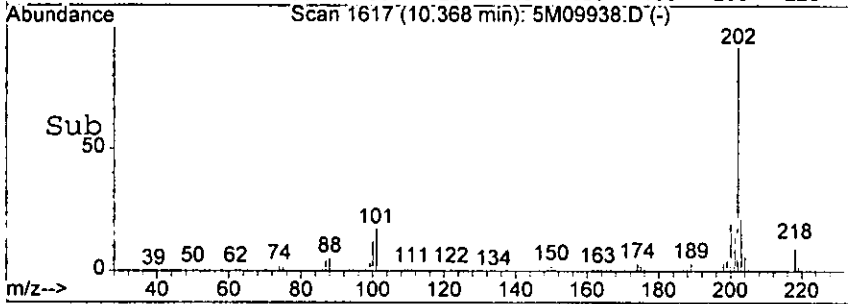
#78
 Pyrene
 Concen: 61.63 ng
 RT: 10.37 min Scan# 1617
 Delta R.T. -0.24 min
 Lab File: 5M09938.D
 Acq: 10 Aug 2005 16:45

0827

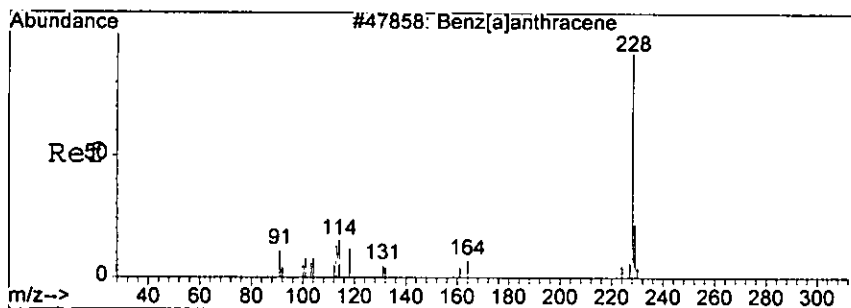


Tgt Ion: 202 Resp: 191694

Ion	Ratio	Lower	Upper
202	100		
101	16.7	0.0	55.5
100	12.3	0.0	52.1

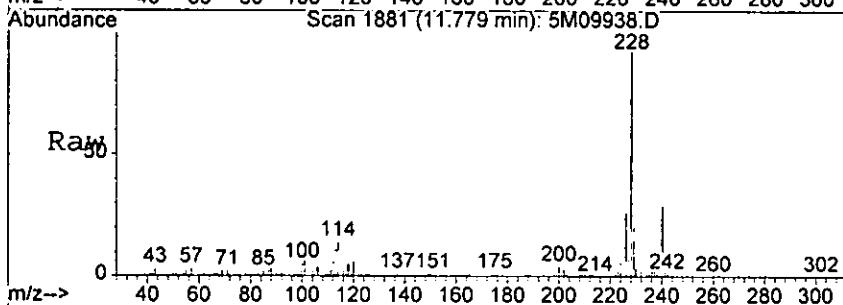


10.37

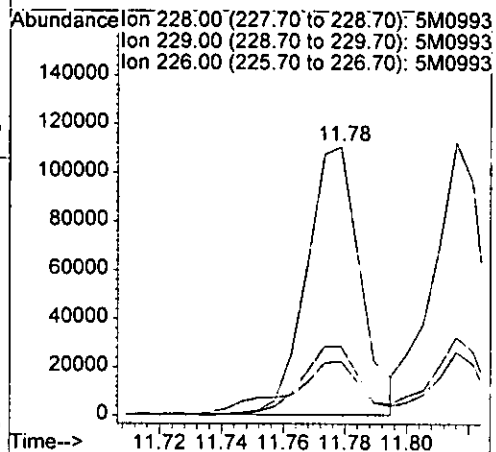
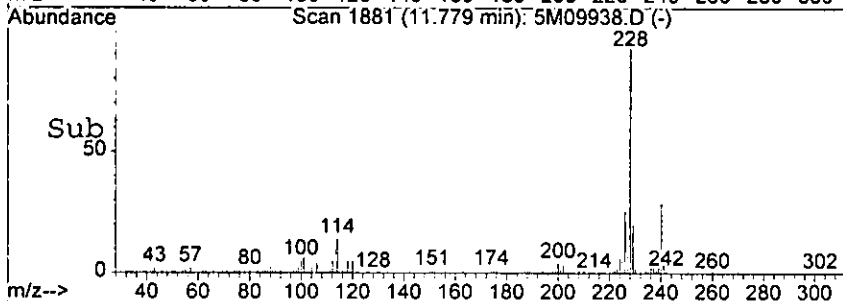


#85
 Benzo[a]anthracene
 Concen: 46.95 ng
 RT: 11.78 min Scan# 1881
 Delta R.T. -0.24 min
 Lab File: 5M09938.D
 Acq: 10 Aug 2005 16:45

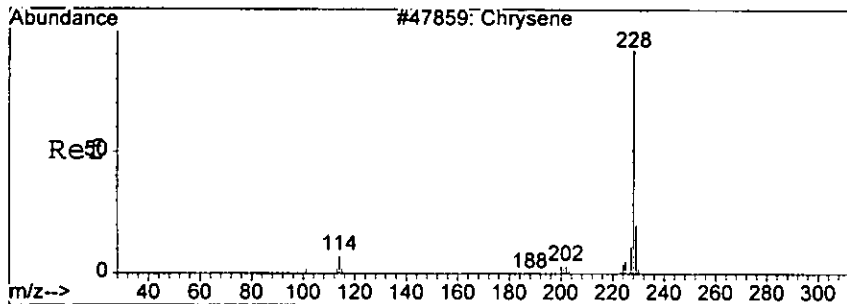
0824



Tgt Ion	228	229	226	Resp:	134089	Lower	Upper
Ion Ratio	100	19.4	25.9				
		0.0	0.0			58.7	66.4

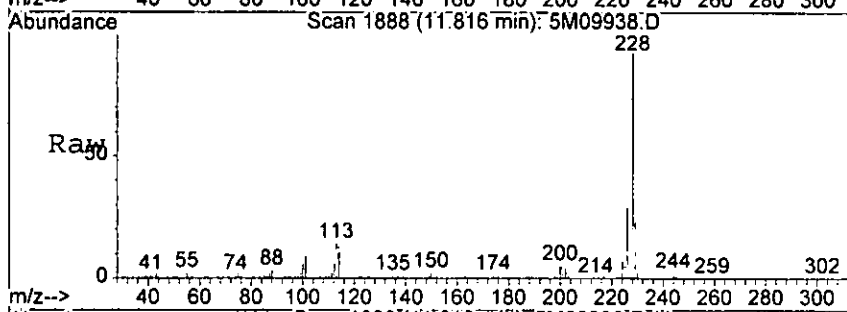


11.78

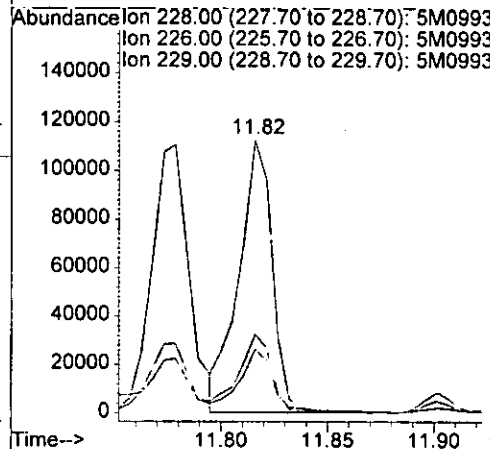
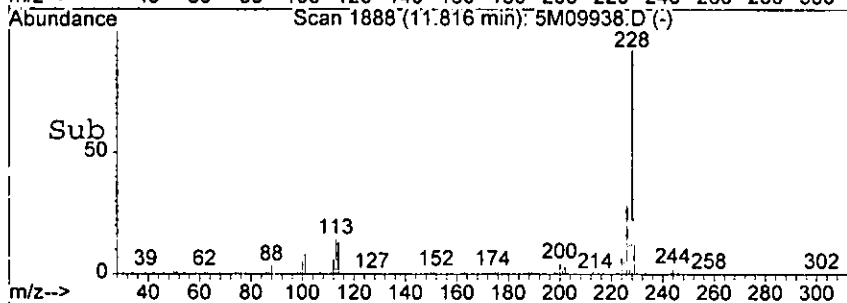


#86
 Chrysene
 Concen: 46.59 ng
 RT: 11.82 min Scan# 1888
 Delta R.T. -0.25 min
 Lab File: 5M09938.D
 Acq: 10 Aug 2005 16:45

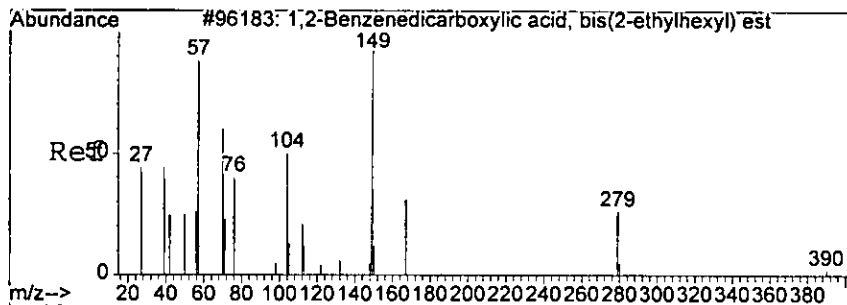
0825



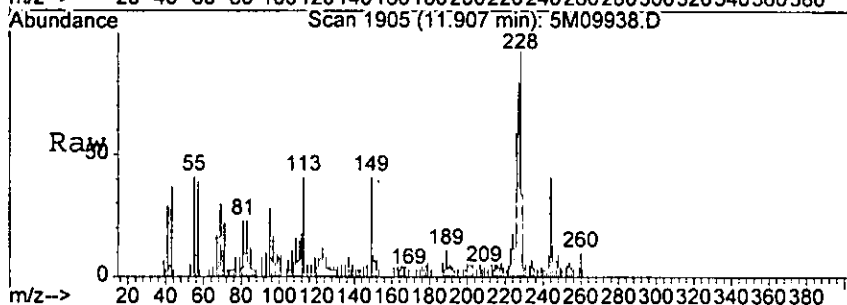
Tgt Ion	Resp	Lower	Upper
228	122024	100	
226	28.8	9.1	49.1
229	23.1	0.0	60.1



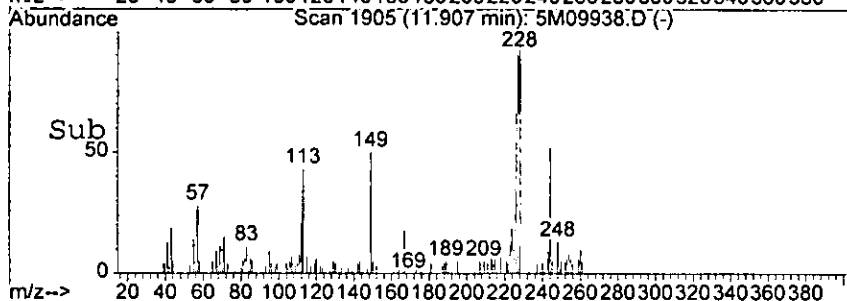
Handwritten signature



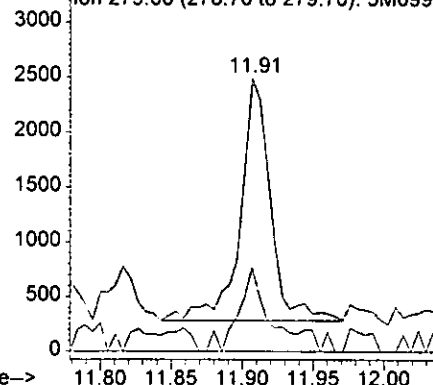
#87
 bis(2-Ethylhexyl)phthalate
 Concn: 1.74 ng
 RT: 11.91 min Scan# 1905
 Delta R.T. -0.22 min
 Lab File: 5M09938.D
 Acq: 10 Aug 2005 16:45



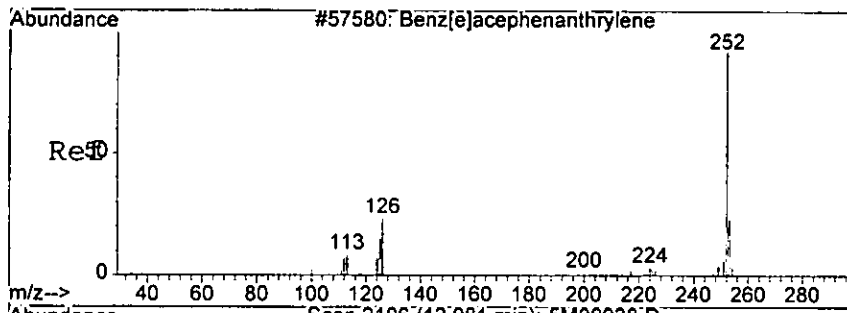
Tgt Ion	Ratio	Lower	Upper
149	100		
167	34.8	2.4	58.4
279	0.0	0.0	44.1



Abundance Ion 149.00 (148.70 to 149.70): 5M0993
 Ion 167.00 (166.70 to 167.70): 5M0993
 Ion 279.00 (278.70 to 279.70): 5M0993

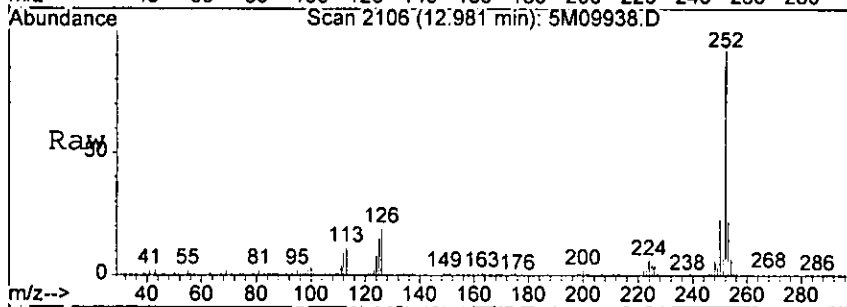


Handwritten signature

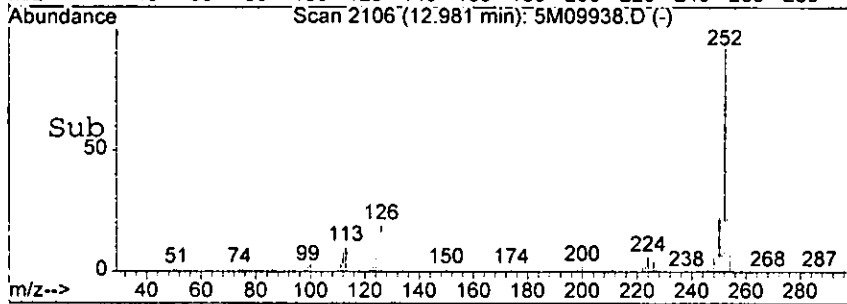
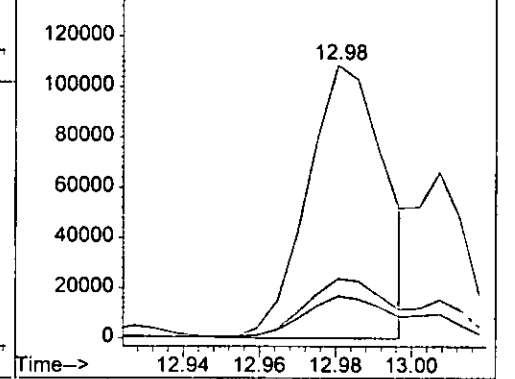


#90
 Benzo[b]fluoranthene **0827**
 Concen: 61.66 ng m
 RT: 12.98 min Scan# 2106
 Delta R.T. -0.25 min
 Lab File: 5M09938.D
 Acq: 10 Aug 2005 16:45

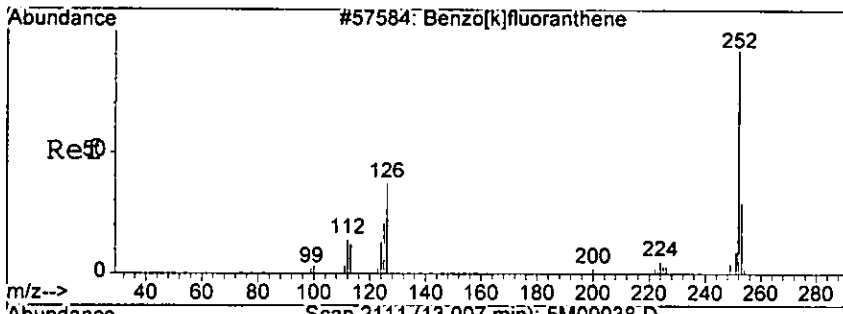
Tgt Ion	Resp	Lower	Upper
252	153547		
252	100		
253	21.9	0.0	61.6
125	15.5	0.0	54.8



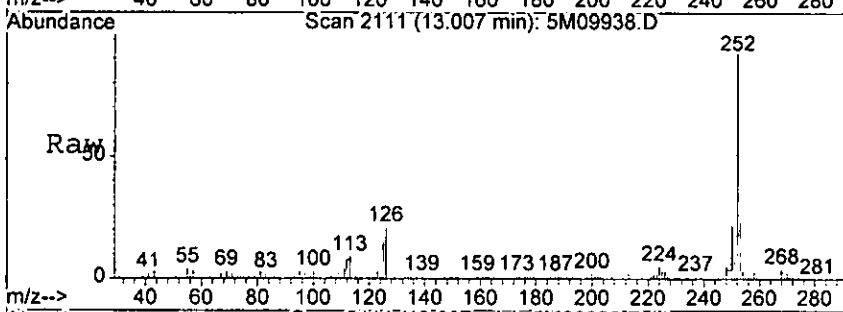
Abundance Ion 252.00 (251.70 to 252.70): 5M0993
 Ion 253.00 (252.70 to 253.70): 5M0993
 Ion 125.00 (124.70 to 125.70): 5M0993



12.98

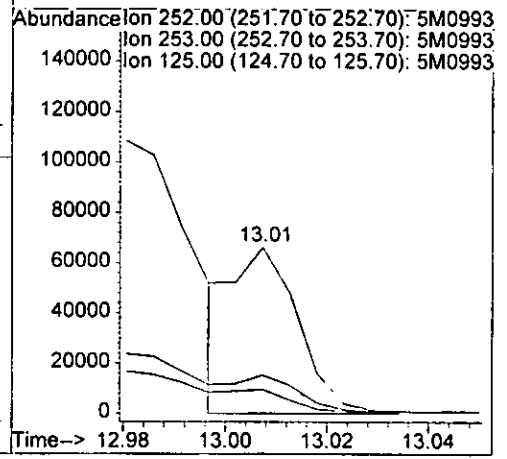
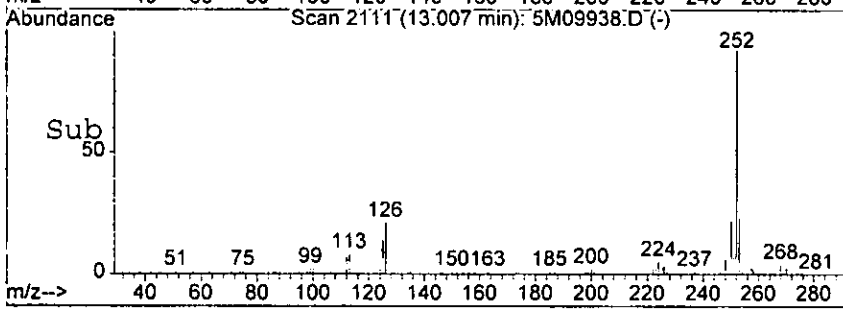


#91
 Benzo[k]fluoranthene
 Concen: 24.01 ng m
 RT: 13.01 min Scan# 2111
 Delta R.T. -0.26 min
 Lab File: 5M09938.D
 Acq: 10 Aug 2005 16:45

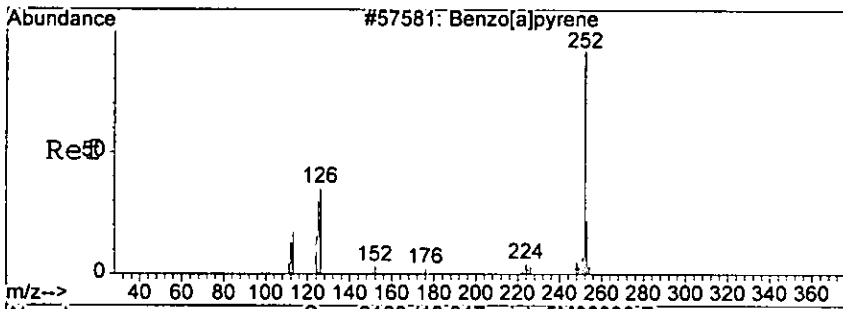


Tgt Ion: 252 Resp: 60520

Ion	Ratio	Lower	Upper
252	100		
253	23.2	0.0	62.3
125	14.6	0.0	56.6

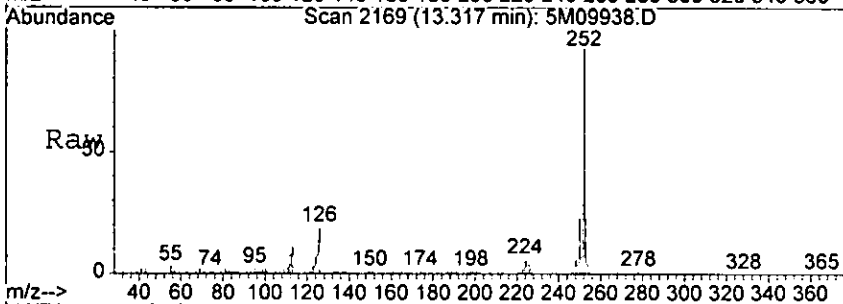


1598 ✓

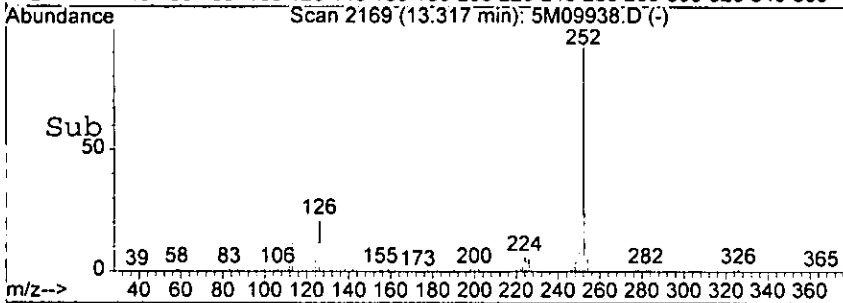
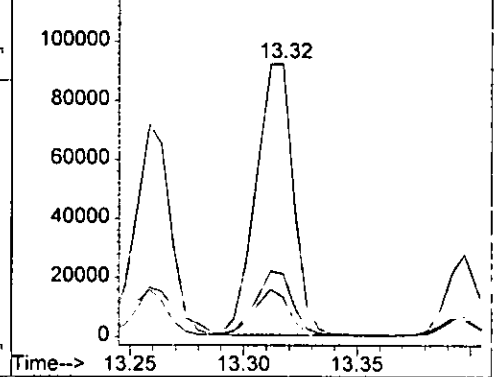


#92
 Benzo[a]pyrene
 Concen: 45.20 ng
 RT: 13.32 min Scan# 2169
 Delta R.T. -0.25 min
 Lab File: 5M09938.D
 Acq: 10 Aug 2005 16:45

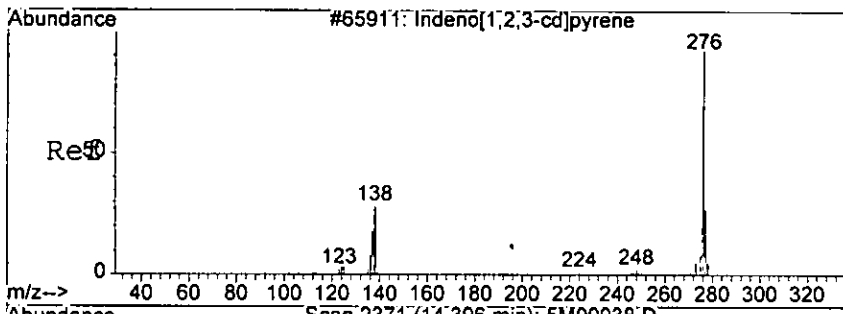
Tgt Ion	Ratio	Lower	Upper
252	100		
253	22.8	0.0	61.5
125	13.8	0.0	56.0



Abundance Ion 252.00 (251.70 to 252.70): 5M0993
 Ion 253.00 (252.70 to 253.70): 5M0993
 Ion 125.00 (124.70 to 125.70): 5M0993

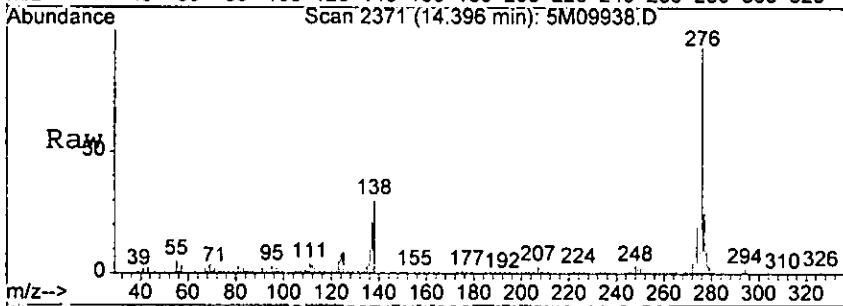


Handwritten signature

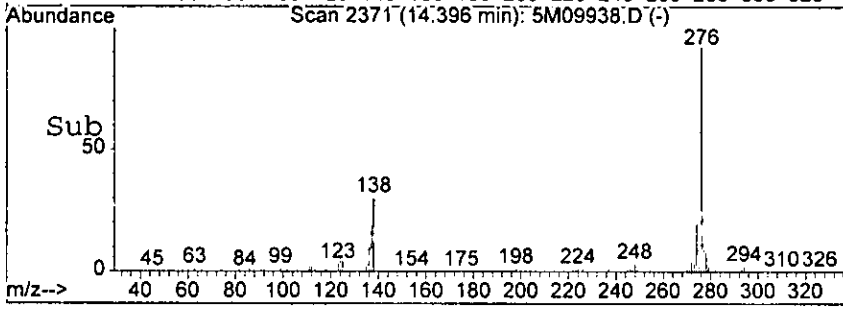
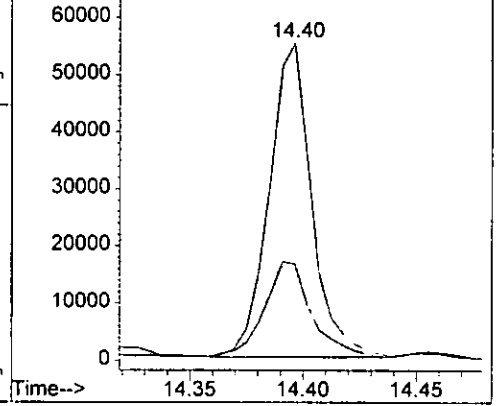


#93
 Indeno[1,2,3-cd]pyrene
 Concen: 28.19 ng
 RT: 14.40 min Scan# 2371
 Delta R.T. -0.30 min
 Lab File: 5M09938.D
 Acq: 10 Aug 2005 16:45

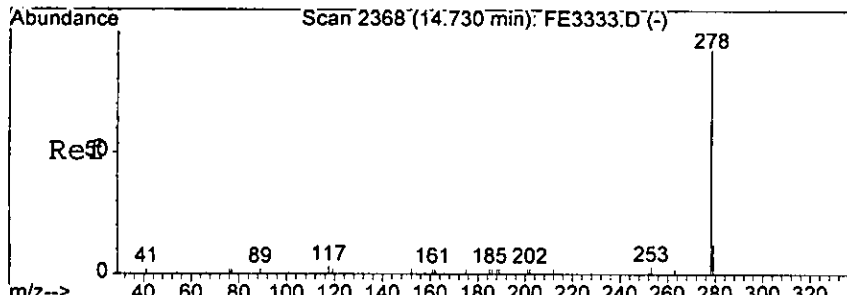
Tgt Ion: 276 Resp: 71568
 Ion Ratio Lower Upper
 276 100
 138 29.4 0.0 76.1



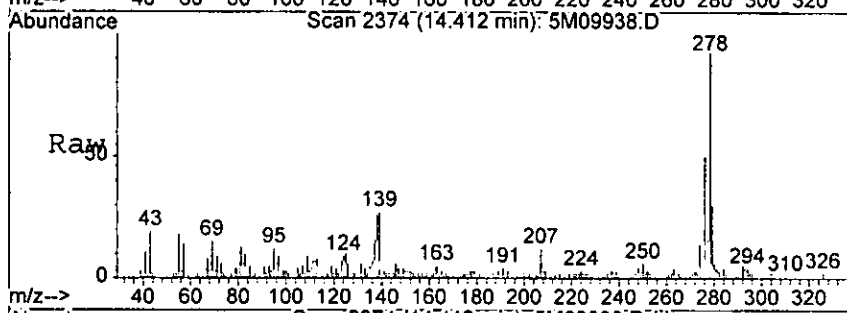
Abundance Ion 276.00 (275.70 to 276.70): 5M0993
 Ion 138.00 (137.70 to 138.70): 5M0993



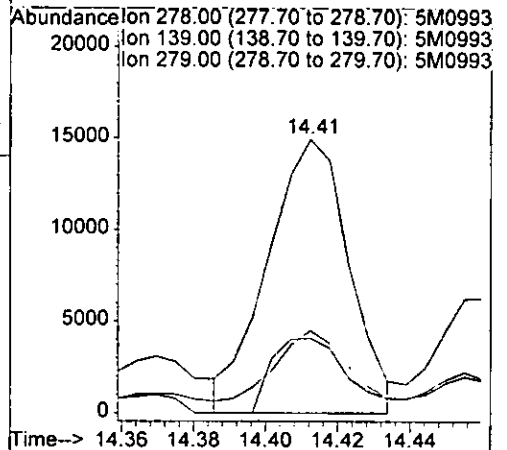
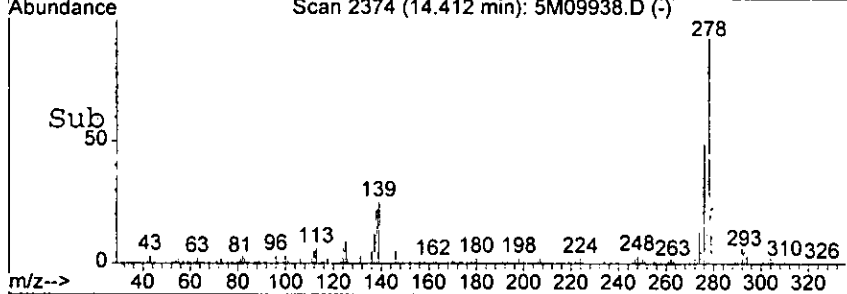
Handwritten signature



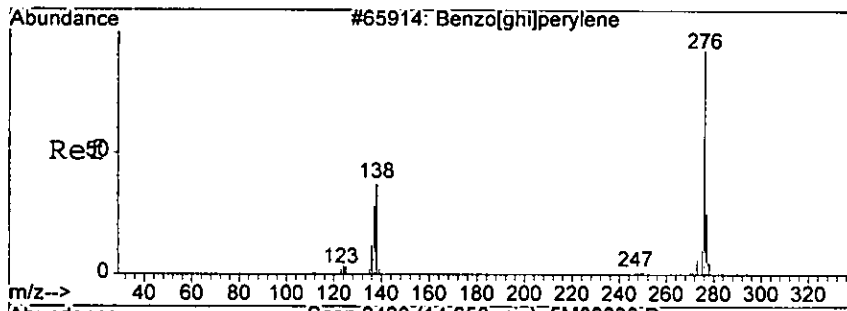
#94
 Dibenzo[a,h]anthracene
 Concen: 11.09 ng m
 RT: 14.41 min Scan# 2374
 Delta R.T. -0.31 min
 Lab File: 5M09938.D
 Acq: 10 Aug 2005 16:45



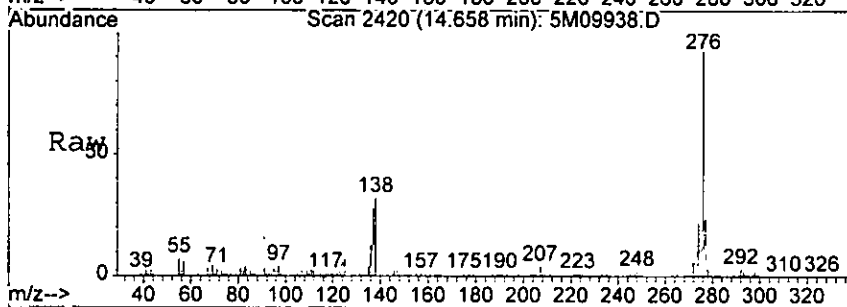
Tgt Ion	Ratio	Lower	Upper
278	100		
139	27.2	0.0	66.7
279	30.0	0.0	62.7



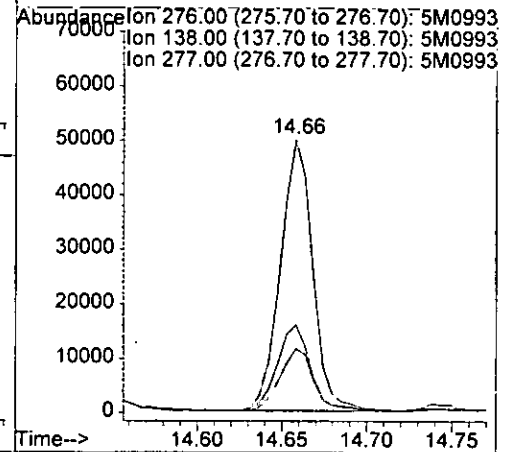
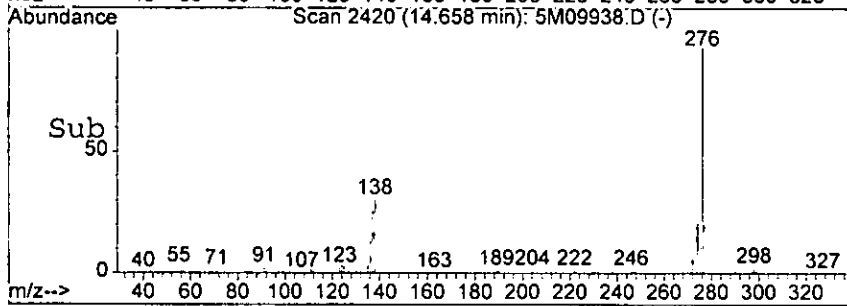
Leifer



#95
 Benzo[g,h,i]perylene
 Concen: 31.09 ng
 RT: 14.66 min Scan# 2420
 Delta R.T. -0.33 min
 Lab File: 5M09938.D
 Acq: 10 Aug 2005 16:45



Tgt Ion	Resp	Lower	Upper
276	100		
138	31.5	0.0	78.3
277	23.2	0.0	64.0



Handwritten signature/initials

Form1

ORGANICS SEMIVOLATILE REPORT

0833

Sample Number: AC18916-020
 Client Id: PCSB-44 (4.5)
 Data File: 4M05534.D
 Analysis Date: 08/11/05 19:58
 Date Rec/Extracted: 08/04/05-08/09/05

Matrix: Soil
 Initial Vol: 30g
 Final Vol: 1ml
 Dilution: 1
 Solids: 73

Units: mg/Kg

Cas #	Compound	RL	Conc	Cas #	Compound	RL	Conc
120-82-1	1,2,4-Trichlorobenzene	0.012	U	205-99-2	Benzo[b]fluoranthene	0.014	1.0
95-50-1	1,2-Dichlorobenzene	0.021	U	191-24-2	Benzo[g,h,i]perylene	0.0087	0.57
122-66-7	1,2-Diphenylhydrazine	0.013	U	207-08-9	Benzo[k]fluoranthene	0.015	0.37
541-73-1	1,3-Dichlorobenzene	0.019	U	111-91-1	bis(2-Chloroethoxy)methan	0.010	U
106-46-7	1,4-Dichlorobenzene	0.023	U	111-44-4	bis(2-Chloroethyl)ether	0.024	U
95-95-4	2,4,5-Trichlorophenol	0.62	U	108-60-1	bis(2-chloroisopropyl)ether	0.015	U
88-06-2	2,4,6-Trichlorophenol	1.1	U	117-81-7	bis(2-Ethylhexyl)phthalat	0.041	0.11
120-83-2	2,4-Dichlorophenol	0.074	U	85-68-7	Butylbenzylphthalate	0.018	U
105-67-9	2,4-Dimethylphenol	0.063	U	86-74-8	Carbazole	0.014	U
51-28-5	2,4-Dinitrophenol	0.31	U	218-01-9	Chrysene	0.0094	0.93
121-14-2	2,4-Dinitrotoluene	0.017	U	84-74-2	Di-n-butylphthalate	0.010	U
606-20-2	2,6-Dinitrotoluene	0.019	U	117-84-0	Di-n-octylphthalate	0.011	U
91-58-7	2-Chloronaphthalene	0.013	U	53-70-3	Dibenzo[a,h]anthracene	0.016	0.19
95-57-8	2-Chlorophenol	0.093	U	132-64-9	Dibenzofuran	0.058	0.90
91-57-6	2-Methylnaphthalene	0.059	5.4	84-66-2	Diethylphthalate	0.013	U
95-48-7	2-Methylphenol	0.22	U	131-11-3	Dimethylphthalate	0.010	U
88-74-4	2-Nitroaniline	0.032	U	206-44-0	Fluoranthene	0.013	1.4
88-75-5	2-Nitrophenol	0.053	U	86-73-7	Fluorene	0.012	2.2
106-44-5	3&4-Methylphenol	0.24	0.23 J	118-74-1	Hexachlorobenzene	0.021	U
91-94-1	3,3'-Dichlorobenzidine	0.10	U	87-68-3	Hexachlorobutadiene	0.019	U
99-09-2	3-Nitroaniline	0.19	U	77-47-4	Hexachlorocyclopentadiene	0.12	U
534-52-1	4,6-Dinitro-2-methylphenol	0.087	U	67-72-1	Hexachloroethane	0.034	U
101-55-3	4-Bromophenyl-phenylether	0.018	U	193-39-5	Indeno[1,2,3-cd]pyrene	0.0063	0.48
59-50-7	4-Chloro-3-methylphenol	0.12	U	78-59-1	Isophorone	0.014	U
106-47-8	4-Chloroaniline	0.35	U	621-64-7	N-Nitroso-di-n-propylamine	0.022	U
7005-72-3	4-Chlorophenyl-phenylether	0.021	U	62-75-9	N-Nitrosodimethylamine	0.54	U
100-01-6	4-Nitroaniline	0.11	U	86-30-6	n-Nitrosodiphenylamine	0.022	U
100-02-7	4-Nitrophenol	0.081	U	91-20-3	Naphthalene	0.011	3.3
83-32-9	Acenaphthene	0.019	1.1	98-95-3	Nitrobenzene	0.018	U
208-96-8	Acenaphthylene	0.011	U	87-86-5	Pentachlorophenol	0.056	U
120-12-7	Anthracene	0.012	0.92	85-01-8	Phenanthrene	0.011	4.1
92-87-5	Benzidine	0.10	U	108-95-2	Phenol	0.070	0.056 J
56-55-3	Benzo[a]anthracene	0.0080	0.64	129-00-0	Pyrene	0.011	1.4
50-32-8	Benzo[a]pyrene	0.011	0.67				

Worksheet #: 18415

Total Target Concentration 25.966

U - Indicates the compound was analyzed but not detected.
 B - Indicates the analyte was found in the blank as well as in the sample.
 E - Indicates the analyte concentration exceeds the calibration range of the instrument.

R - Retention Time Out
 J - Indicates an estimated value when a compound is detected at less than the specified detection limit.

Data File : G:\GcMsData\2005\Gcms_4\Data\08-11-05\4M05534.D Vial: 08
 Acq On : 11 Aug 2005 19:58 Operator: AHD
 Sample : AC18916-020 Inst : GCMS_4
 Misc : S,BNA Multiplr: 1.00
 MS Integration Params: RTEINT.P
 Quant Time: Aug 18 13:11 2005

Quant Results File: 4M_0809.RES

Quant Method : G:\GCMSDATA\2005\GCMS_4\METHODS\4M_0809.M (RTE Integrator)
 Title : @GCMS_4,mg,625,8270
 Last Update : Tue Aug 09 15:25:10 2005
 Response via : Initial Calibration
 DataAcq Meth : 4M_0809

Internal Standards	R.T.	QIon	Response	Conc	Units	Dev (Min)
1) 1,4-Dichlorobenzene-d4	4.84	152	43023	40.00	ng	-0.02
19) Naphthalene-d8	5.84	136	106735	40.00	ng	-0.03
35) Acenaphthene-d10	7.41	164	48538	40.00	ng	0.00
59) Phenanthrene-d10	9.00	188	60747	40.00	ng	0.00
72) Chrysene-d12	12.17	240	37589	40.00	ng	-0.03
81) Perylene-d12	14.02	264	31830	40.00	ng	-0.03

System Monitoring Compounds

4) 2-Fluorophenol	3.69	112	178193	148.94	ng	-0.03
Spiked Amount	200.000		Recovery	=	74.47%	
7) Phenol-d5	4.56	99	217483	144.77	ng	-0.03
Spiked Amount	200.000		Recovery	=	72.39%	
20) Nitrobenzene-d5	5.28	128	47182	91.42	ng	-0.01
Spiked Amount	100.000		Recovery	=	91.42%	
40) 2-Fluorobiphenyl	6.77	172	143508	86.47	ng	-0.02
Spiked Amount	100.000		Recovery	=	86.47%	
62) 2,4,6-Tribromophenol	8.24	332	53286	174.21	ng	0.00
Spiked Amount	200.000		Recovery	=	87.11%	
75) Terphenyl-d14	10.90	244	76002	71.35	ng	-0.02
Spiked Amount	100.000		Recovery	=	71.35%	

Target Compounds

Target Compounds	R.T.	QIon	Response	Conc	Units	Qvalue
8) Phenol	4.57	94	1993	1.22	ng	37
18) 3&4-Methylphenol	5.18	108	5231	5.08	ng	99
29) Naphthalene	5.86	128	183062	72.52	ng	98
33) 2-Methylnaphthalene	6.44	142	193324	119.07	ng	98
49) Acenaphthene	7.44	153	33217	23.91	ng	94
52) Dibenzofuran	7.61	168	33334	19.63	ng	67
55) Fluorene	7.97	166	62683	48.14	ng	98
67) Phenanthrene	9.03	178	140437	90.66	ng	98
68) Anthracene	9.09	178	31004m	20.09	ng	
71) Fluoranthene	10.42	202	42357	31.05	ng	89
73) Pyrene	10.67	202	45389	30.18	ng	96
78) Benzo[a]anthracene	12.16	228	16871	13.97	ng	92
79) Chrysene	12.22	228	21741	20.30	ng	97
80) bis(2-Ethylhexyl)phthalate	12.31	149	2905	2.44	ng	54
83) Benzo[b]fluoranthene	13.55	252	26368m	22.41	ng	
84) Benzo[k]fluoranthene	13.59	252	8768m	8.15	ng	
85) Benzo[a]pyrene	13.95	252	15270	14.74	ng	91
86) Indeno[1,2,3-cd]pyrene	15.26	276	12250	10.49	ng	100
87) Dibenzo[a,h]anthracene	15.29	278	3925	4.21	ng	68

(#) = qualifier out of range (m) = manual integration

118185

Data File : G:\GcMsData\2005\Gcms_4\Data\08-11-05\4M05534.D Vial: 20
 Acq On : 11 Aug 2005 19:58 Operator: AHD
 Sample : AC18916-020 Inst : GCMS_4
 Misc : S,BNA Multiplr: 1.00
 MS Integration Params: RTEINT.P
 Quant Time: Aug 18 13:11 2005

Quant Results File: 4M_0809.RES

Quant Method : G:\GCMSDATA\2005\GCMS_4\METHODS\4M_0809.M (RTE Integrator)
 Title : @GCMS_4,mg,625,8270
 Last Update : Tue Aug 09 15:25:10 2005
 Response via : Initial Calibration
 DataAcq Meth : 4M_0809

Compound	R.T.	QIon	Response	Conc	Unit	Qvalue
88) Benzo[g,h,i]perylene	15.55	276	12164	12.43	ng	95

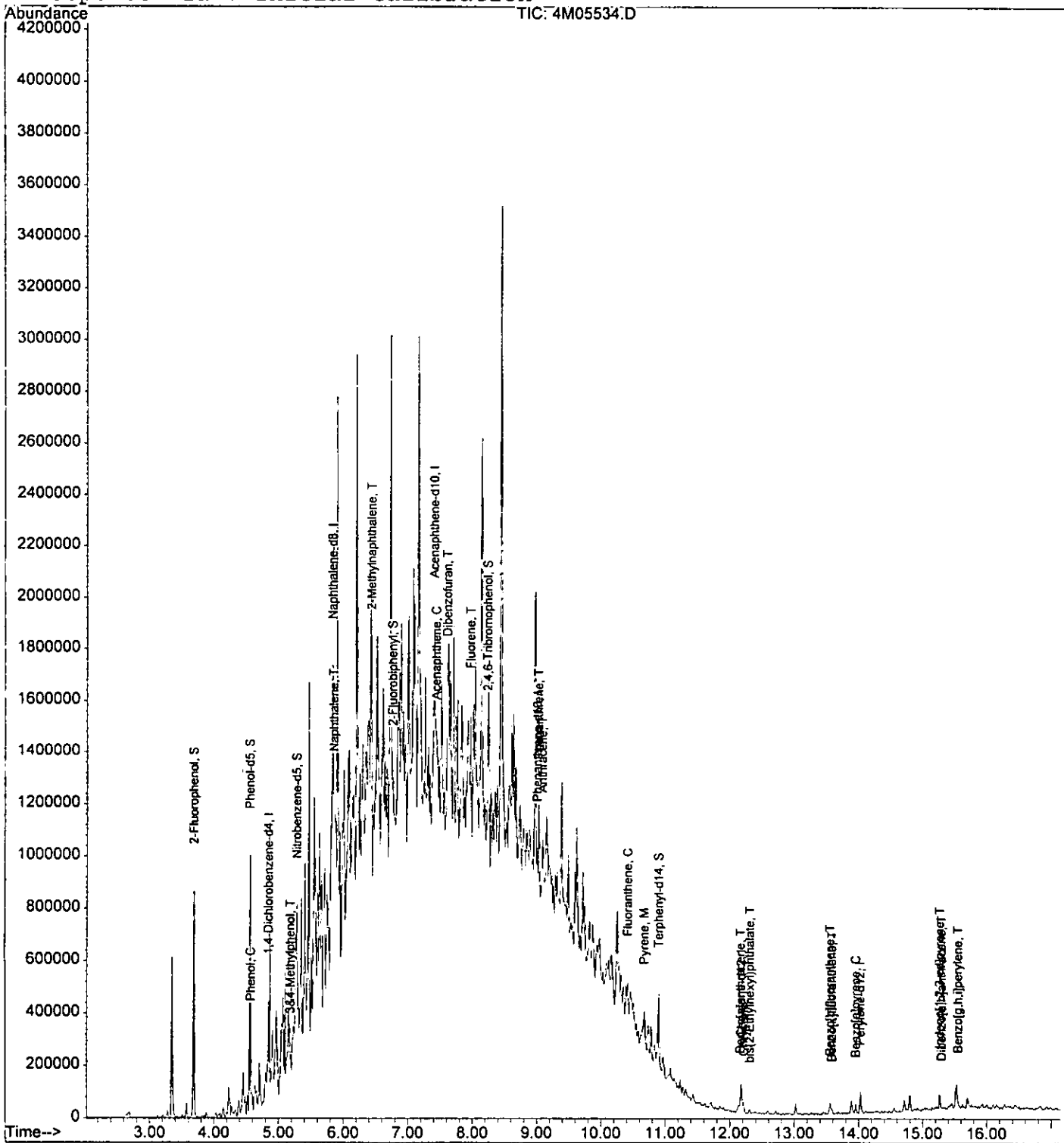
(#) = qualifier out of range (m) = manual integration

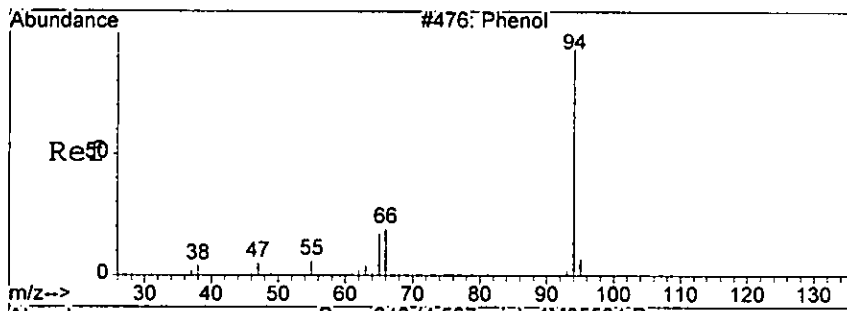
Quantitation Report

Data File : G:\GcMsData\2005\Gcms_4\Data\08-11-05\4M05534.D Vial: 4230
Acq On : 11 Aug 2005 19:58 Operator: AHD
Sample : AC18916-020 Inst : GCMS_4
Misc : S,BNA Multiplr: 1.00
MS Integration Params: RTEINT.P
Quant Time: Aug 18 13:11 2005

Quant Results File: 4M_0809.RES

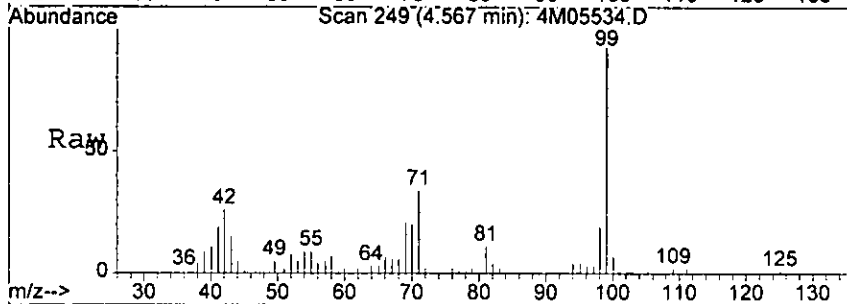
Method : G:\GCMSDATA\2005\GCMS_4\METHODS\4M_0809.M (RTE Integrator)
Title : @GCMS_4,mg,625,8270
Last Update : Tue Aug 09 15:25:10 2005
Response via : Initial Calibration





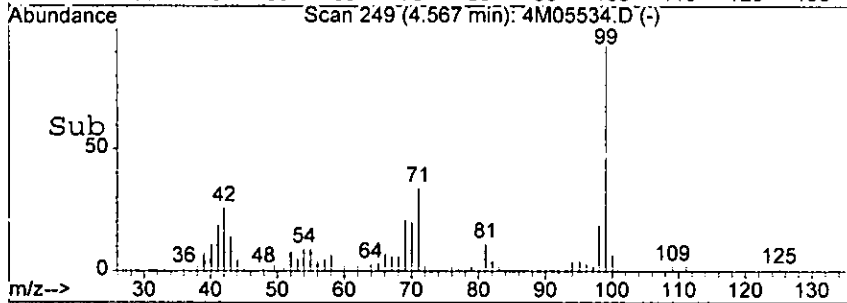
#8
 Phenol
 Concen: 1.22 ng
 RT: 4.57 min Scan# 249
 Delta R.T. -0.03 min
 Lab File: 4M05534.D
 Acq: 11 Aug 2005 19:58

8337

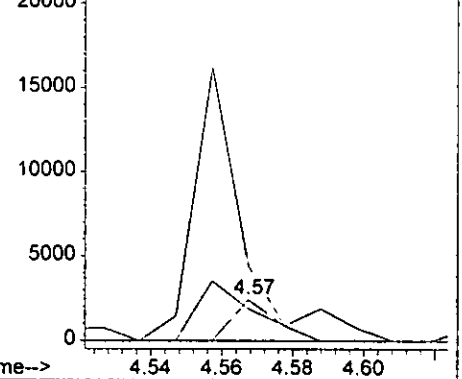


Tgt Ion: 94 Resp: 1993

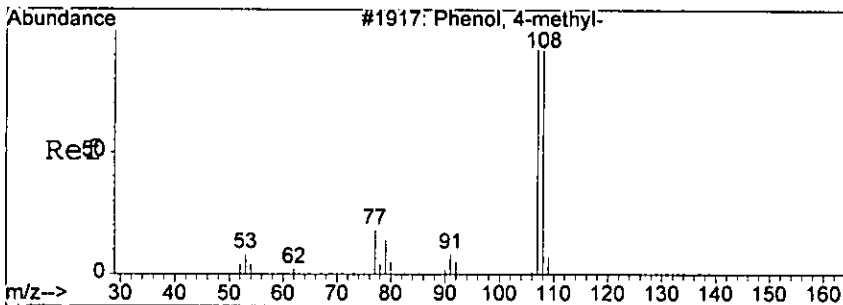
Ion	Ratio	Lower	Upper
94	100		
65	78.5	0.0	140.0
66	186.8	0.0	225.0



Abundance Ion 94.00 (93.70 to 94.70): 4M05534.D
 Ion 65.00 (64.70 to 65.70): 4M05534.D
 Ion 66.00 (65.70 to 66.70): 4M05534.D

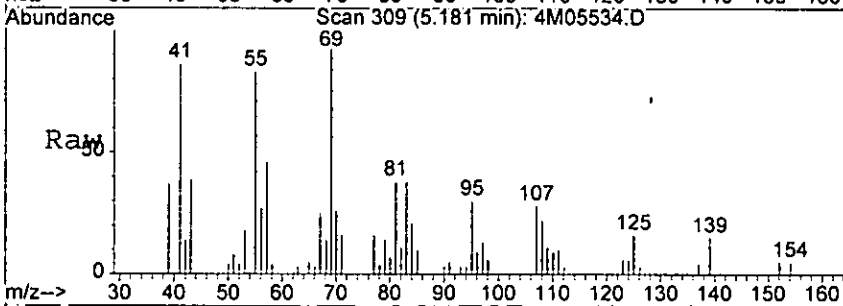


Handwritten signature

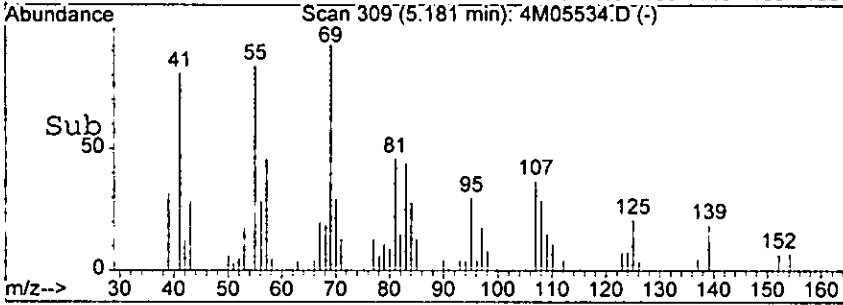
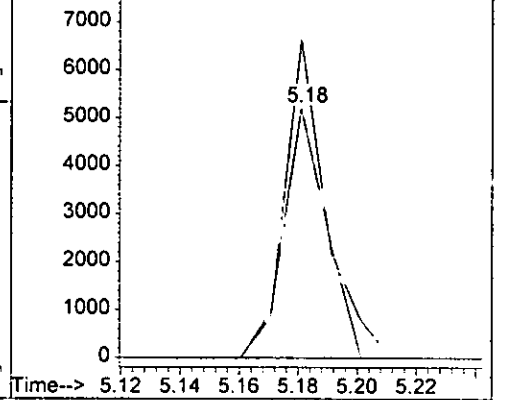


#18
 3&4-Methylphenol
 Concen: 5.08 ng
 RT: 5.18 min Scan# 309
 Delta R.T. -0.01 min
 Lab File: 4M05534.D
 Acq: 11 Aug 2005 19:58

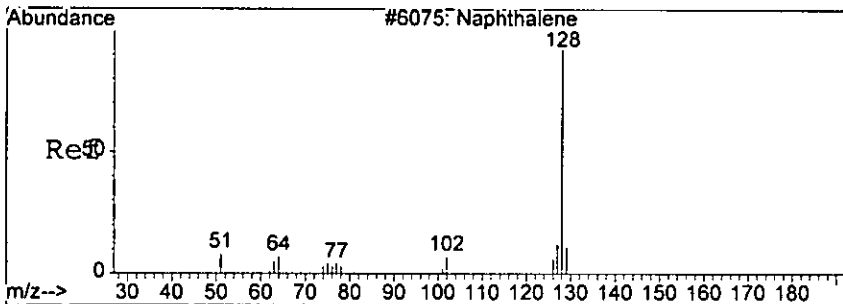
Tgt Ion	Resp	Lower	Upper
108	5231	100	
107	127.5	88.9	168.9



Abundance Ion 108.00 (107.70 to 108.70): 4M0553
 Ion 107.00 (106.70 to 107.70): 4M0553

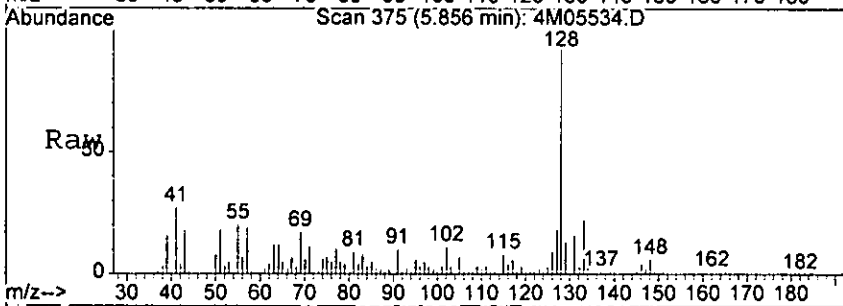


108

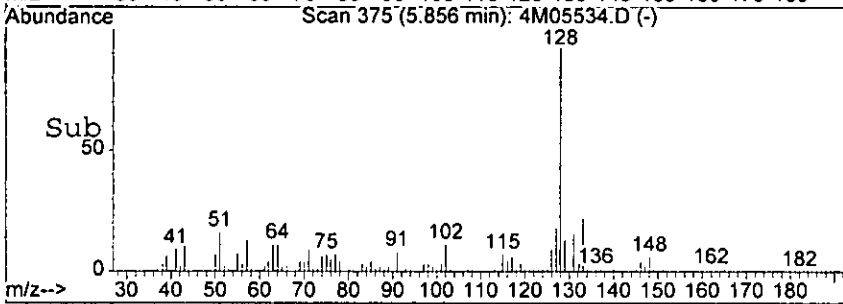


#29
 Naphthalene
 Concen: 72.52 ng
 RT: 5.86 min Scan# 375
 Delta R.T. -0.01 min
 Lab File: 4M05534.D
 Acq: 11 Aug 2005 19:58

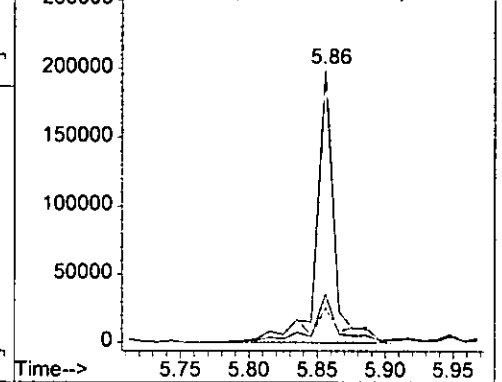
0839



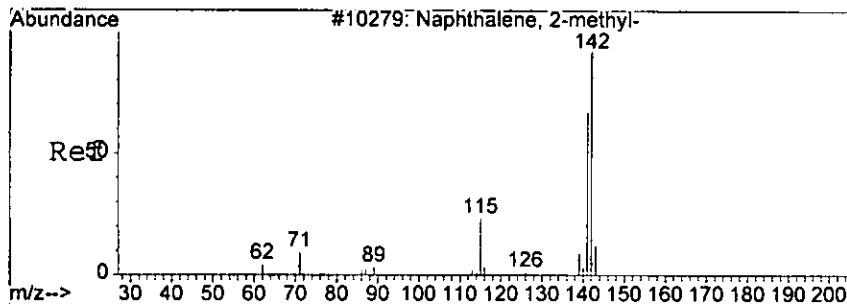
Tgt Ion	Ratio	Lower	Upper
128	100		
129	13.0	0.0	51.8
127	17.6	0.0	57.0



Abundance Ion 128.00 (127.70 to 128.70): 4M0553
 Ion 129.00 (128.70 to 129.70): 4M0553
 Ion 127.00 (126.70 to 127.70): 4M0553



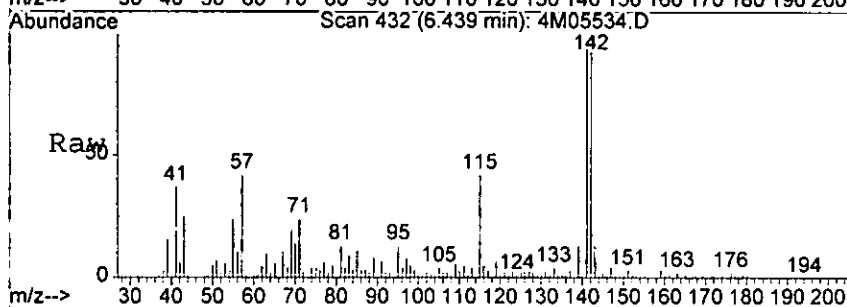
128



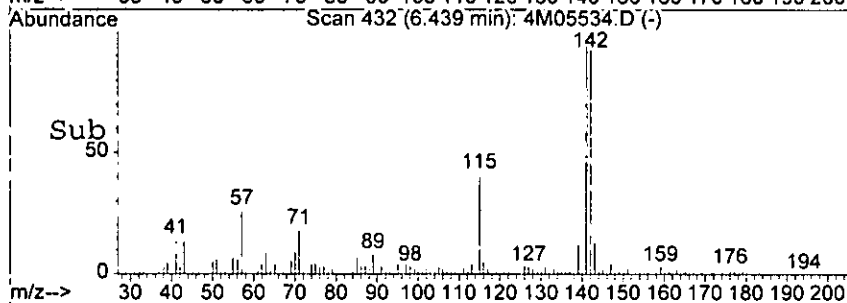
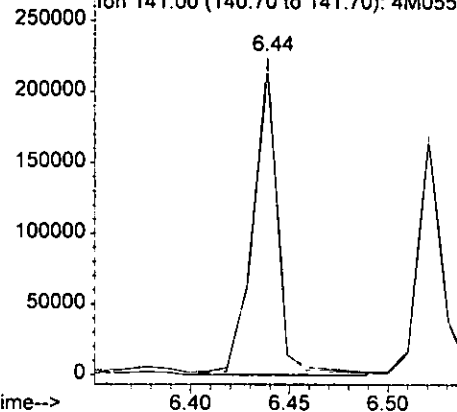
#33
 2-Methylnaphthalene
 Concen: 119.07 ng
 RT: 6.44 min Scan# 432
 Delta R.T. -0.01 min
 Lab File: 4M05534.D
 Acq: 11 Aug 2005 19:58

0040
 0790

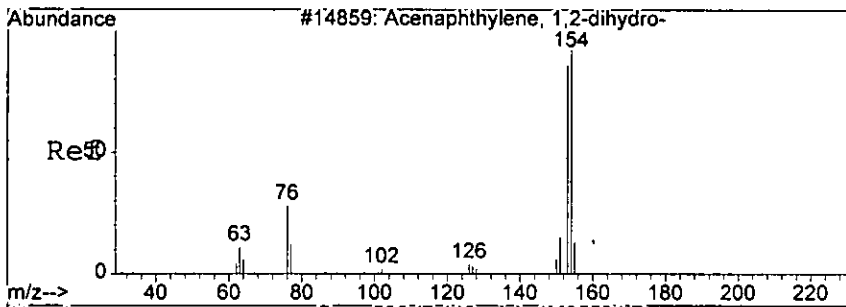
Tgt Ion:142 Resp: 193324
 Ion Ratio Lower Upper
 142 100
 141 94.2 55.7 135.7



Abundance Ion 142.00 (141.70 to 142.70): 4M0553
 Ion 141.00 (140.70 to 141.70): 4M0553



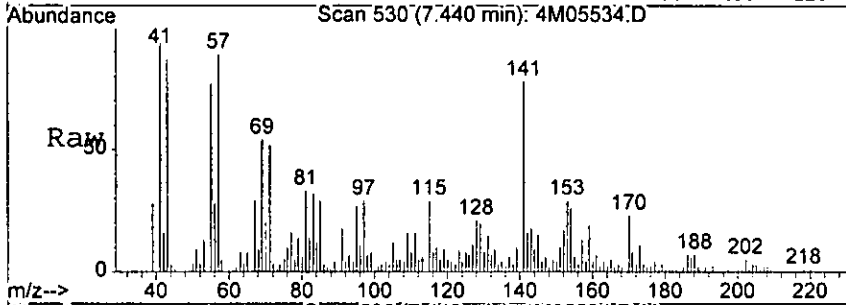
10185



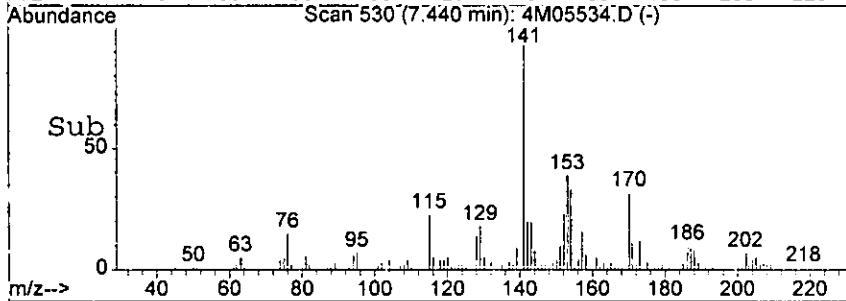
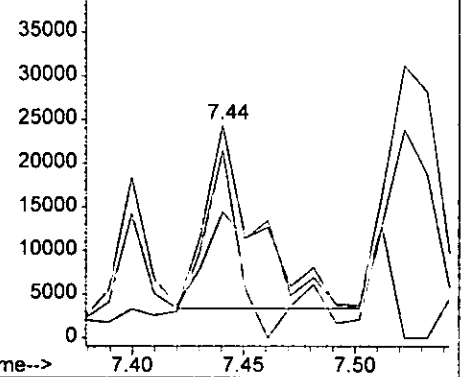
#49
 Acenaphthene
 Concen: 23.91 ng
 RT: 7.44 min Scan# 530
 Delta R.T. -0.02 min
 Lab File: 4M05534.D
 Acq: 11 Aug 2005 19:58

88411788

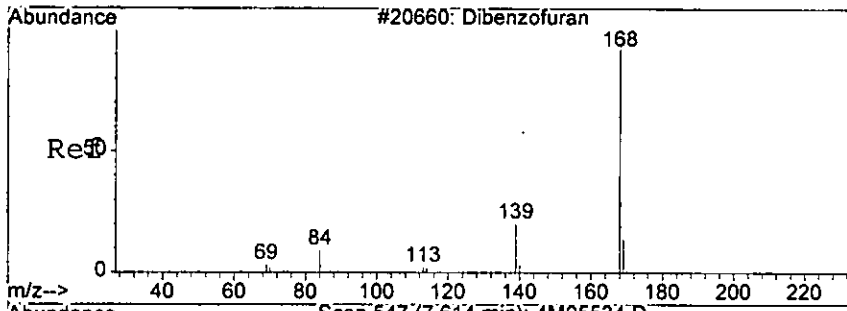
Tgt Ion	Resp	Lower	Upper
153	100		
152	50.9	8.3	88.3
154	92.3	45.1	125.1



Abundance Ion 153.00 (152.70 to 153.70): 4M0553
 Ion 152.00 (151.70 to 152.70): 4M0553
 Ion 154.00 (153.70 to 154.70): 4M0553

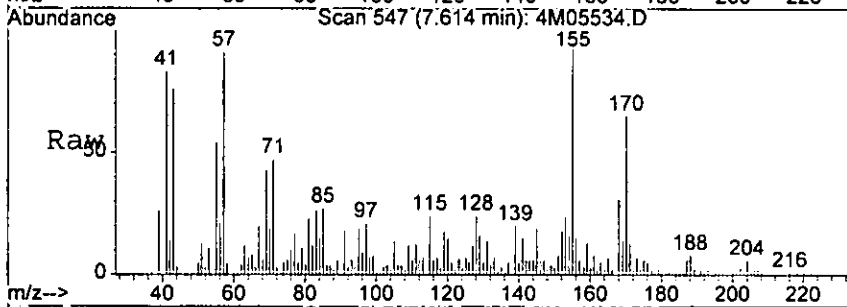


later

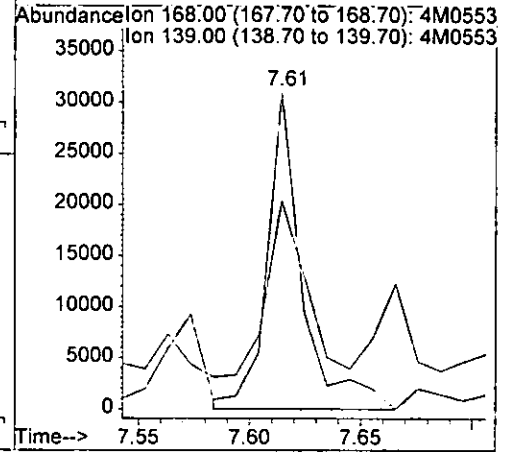
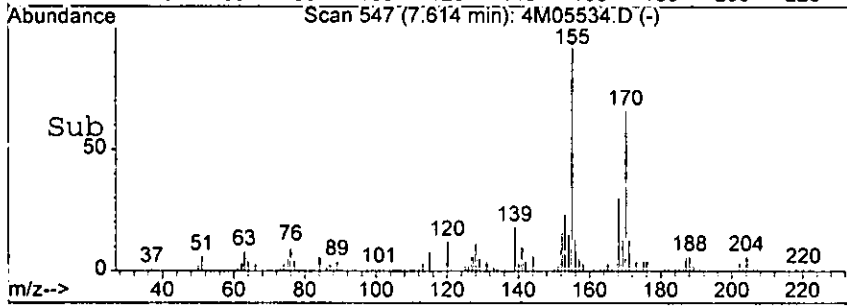


#52
 Dibenzofuran
 Concen: 19.63 ng
 RT: 7.61 min Scan# 547
 Delta R.T. -0.01 min
 Lab File: 4M05534.D
 Acq: 11 Aug 2005 19:58

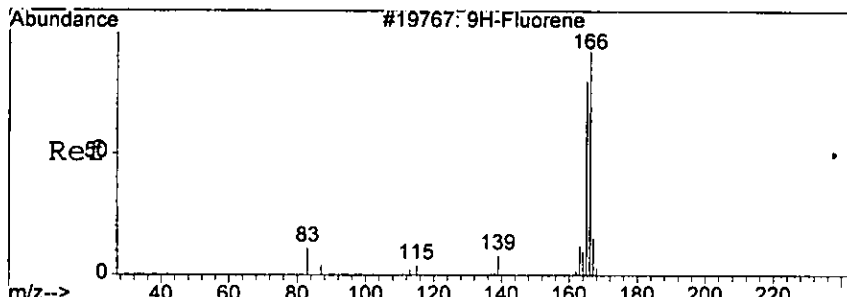
0842



Tgt Ion: 168 Resp: 33334
 Ion Ratio Lower Upper
 168 100
 139 55.5 6.0 66.0

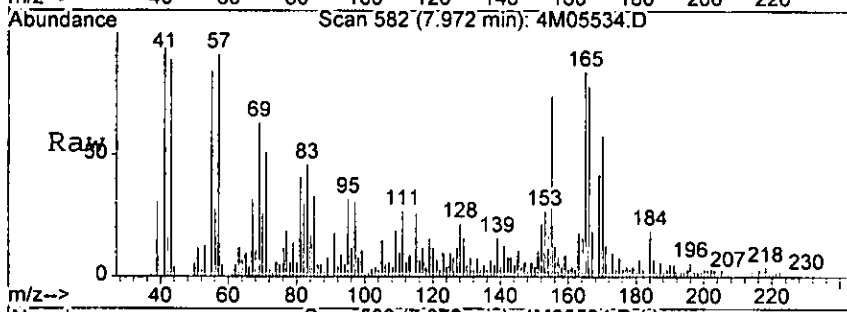


later

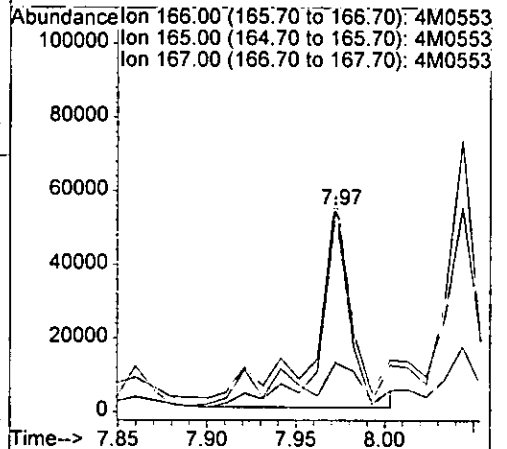
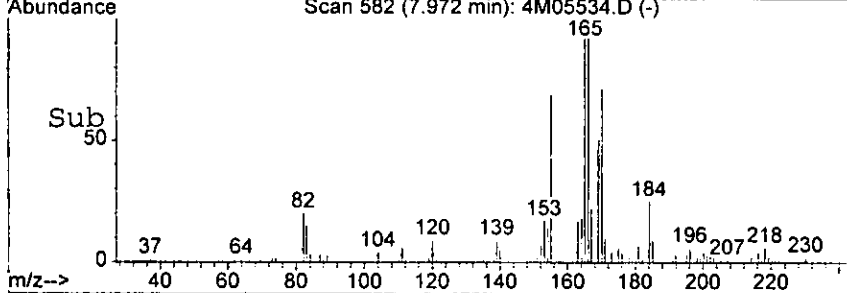


#55
 Fluorene
 Concen: 48.14 ng
 RT: 7.97 min Scan# 582
 Delta R.T. -0.01 min
 Lab File: 4M05534.D
 Acq: 11 Aug 2005 19:58

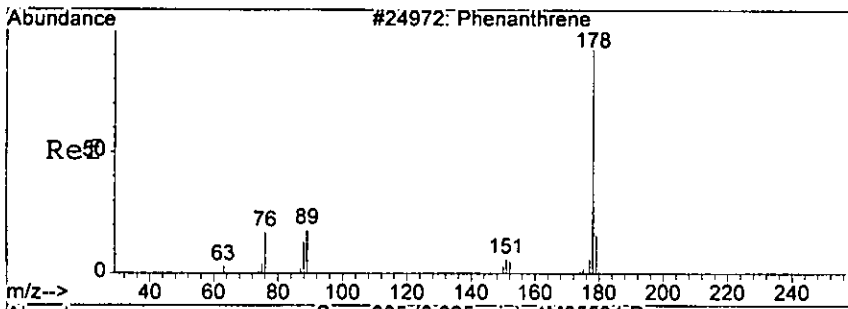
0843



Tgt Ion	Resp	Lower	Upper
166	62683		
165	103.3	63.3	143.3
167	21.0	0.0	54.6



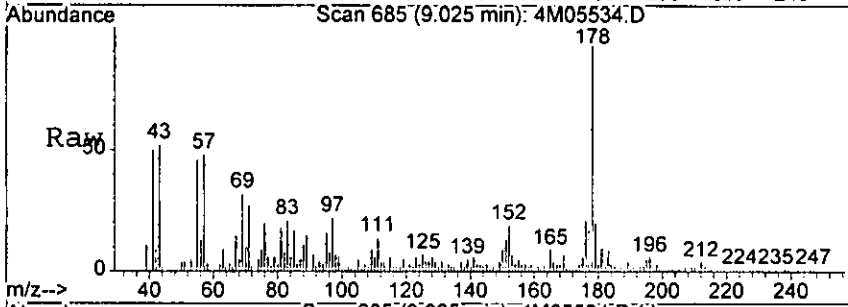
Later



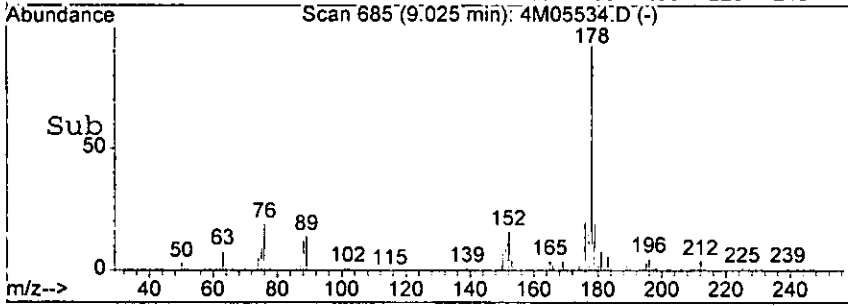
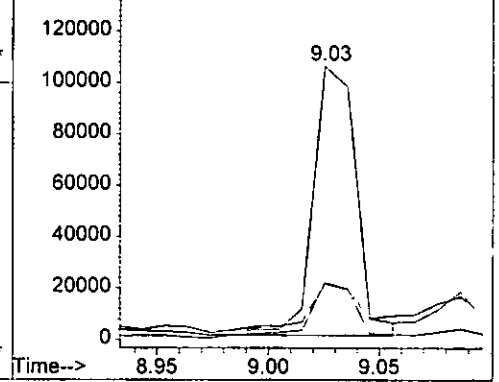
#67
 Phenanthrene
 Concen: 90.66 ng
 RT: 9.03 min Scan# 685
 Delta R.T. -0.01 min
 Lab File: 4M05534.D
 Acq: 11 Aug 2005 19:58

7730

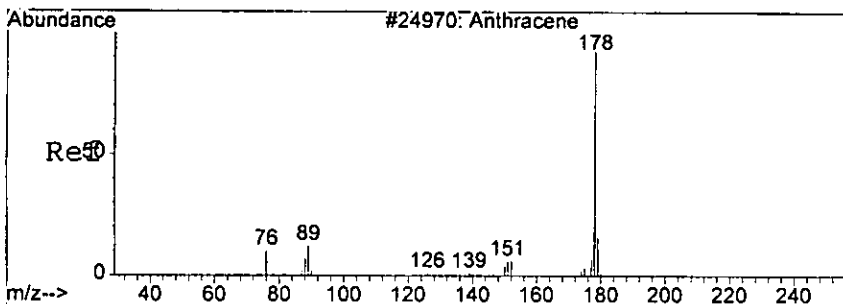
Tgt Ion	Resp	Lower	Upper
178	140437		
179	18.1	0.0	56.6
176	20.6	0.0	60.5



Abundance Ion 178.00 (177.70 to 178.70): 4M0553
 Ion 179.00 (178.70 to 179.70): 4M0553
 Ion 176.00 (175.70 to 176.70): 4M0553

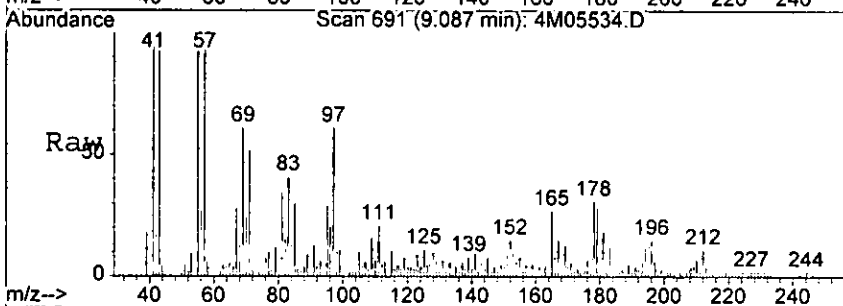


1218

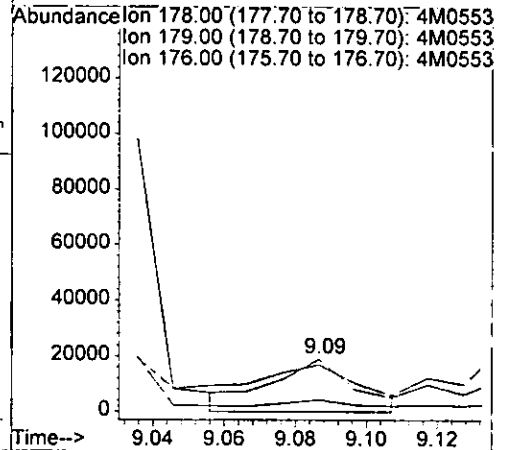
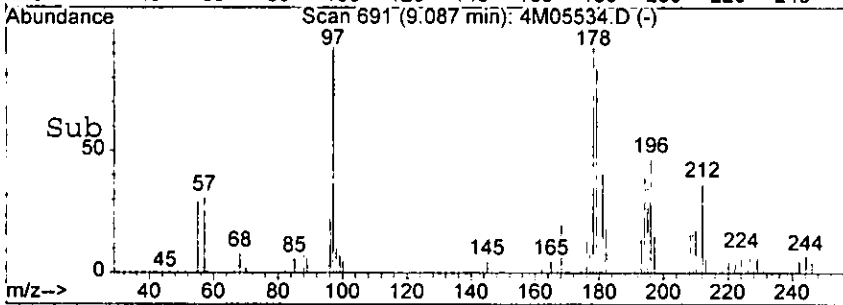


#68
 Anthracene
 Concen: 20.09 ng m
 RT: 9.09 min Scan# 691
 Delta R.T. -0.01 min
 Lab File: 4M05534.D
 Acq: 11 Aug 2005 19:58

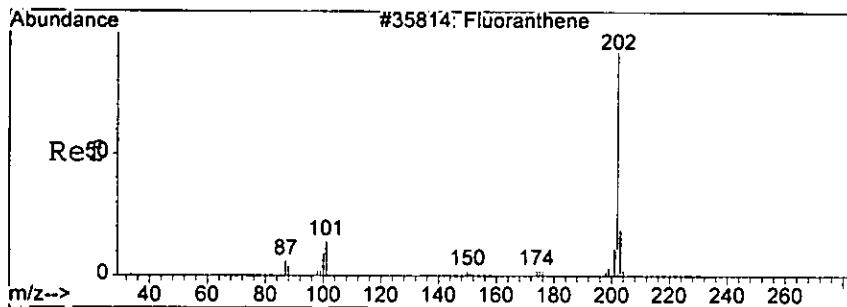
0845



Tgt Ion	Resp	Lower	Upper
178	31004		
179	89.3	0.0	56.6#
176	22.9	0.0	60.2



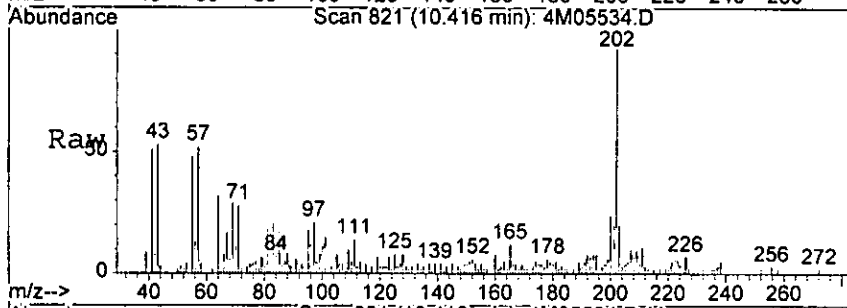
Layer



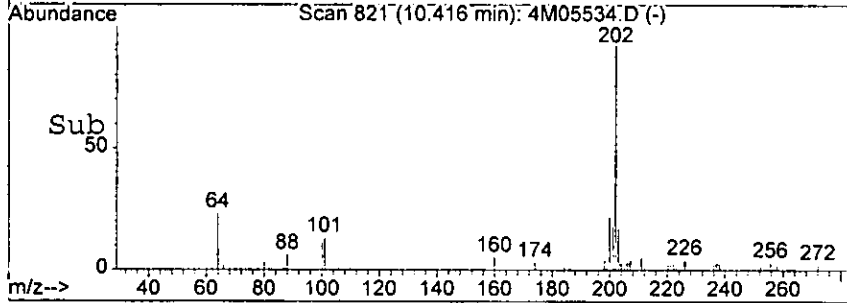
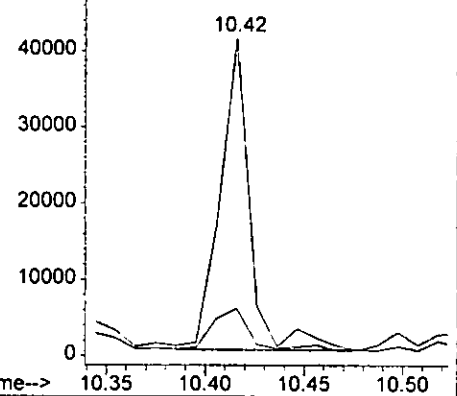
#71
 Fluoranthene
 Concen: 31.05 ng
 RT: 10.42 min Scan# 821
 Delta R.T. -0.00 min
 Lab File: 4M05534.D
 Acq: 11 Aug 2005 19:58

0845

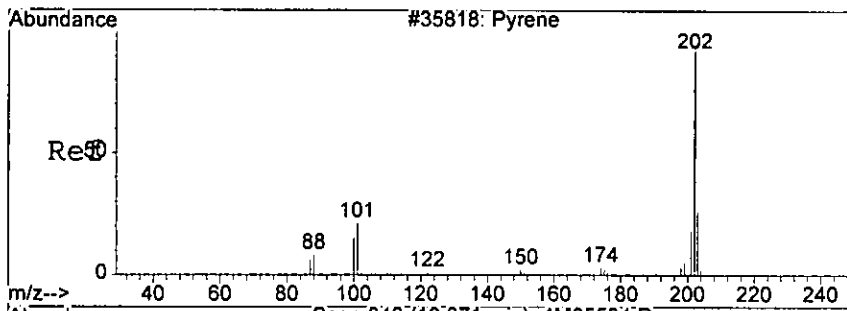
Tgt Ion	Resp	Lower	Upper
202	42357	100	100
101	13.3	0.0	58.3



Abundance Ion 202.00 (201.70 to 202.70): 4M0553
 Ion 101.00 (100.70 to 101.70): 4M0553



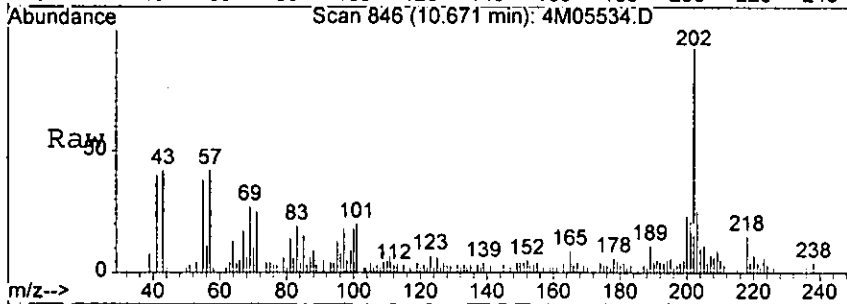
10/18



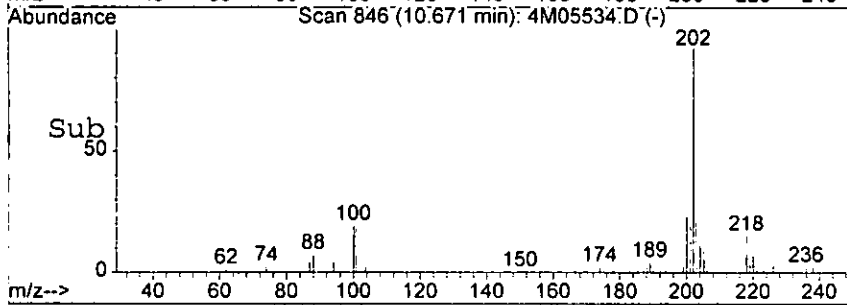
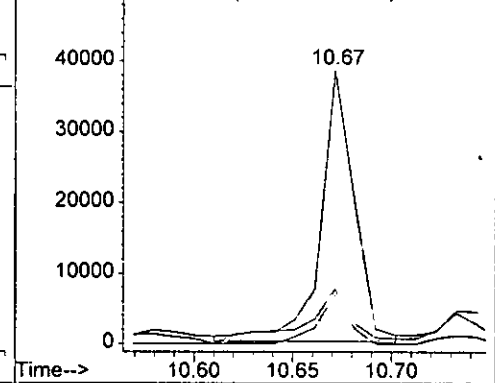
#73
 Pyrene
 Concen: 30.18 ng
 RT: 10.67 min Scan# 846
 Delta R.T. -0.01 min
 Lab File: 4M05534.D
 Acq: 11 Aug 2005 19:58

0817
2780

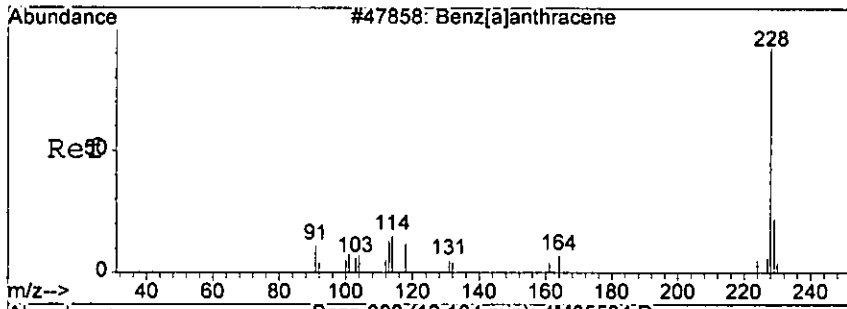
Tgt Ion	Resp	Lower	Upper
202	45389	100	100
101	20.6	0.0	62.7
100	18.8	0.0	60.5



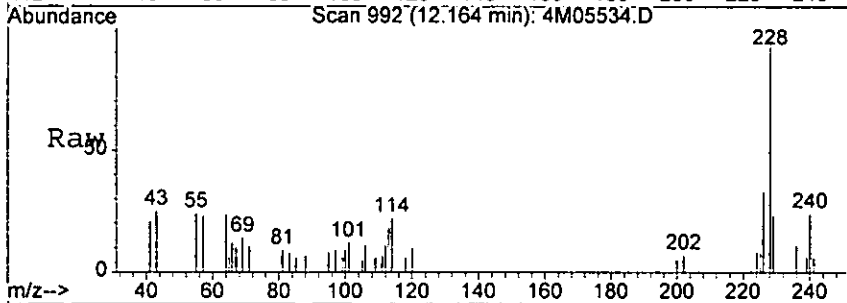
Abundance Ion 202.00 (201.70 to 202.70): 4M0553
 Ion 101.00 (100.70 to 101.70): 4M0553
 Ion 100.00 (99.70 to 100.70): 4M05534



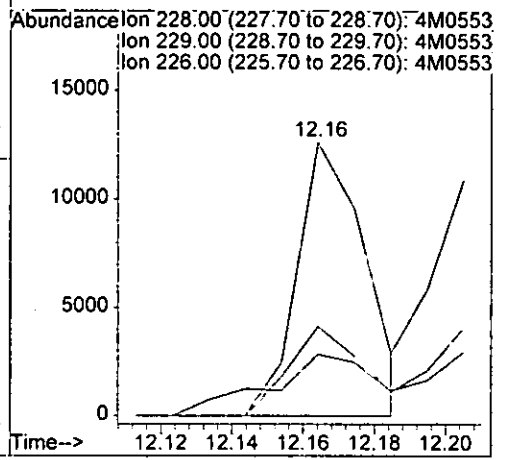
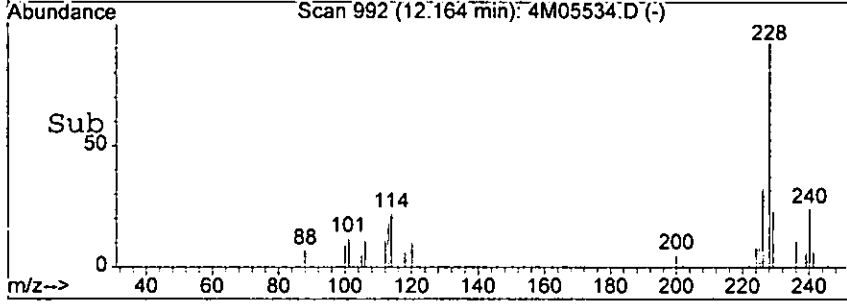
Laer



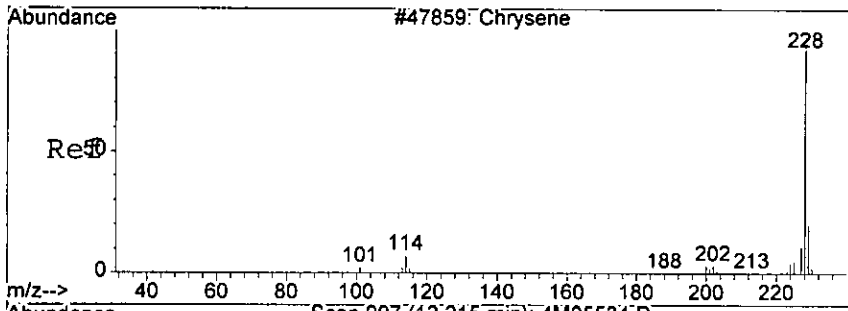
#78
 Benzo[a]anthracene
 Concen: 13.97 ng
 RT: 12.16 min Scan# 992
 Delta R.T. -0.03 min
 Lab File: 4M05534.D
 Acq: 11 Aug 2005 19:58



Tgt Ion	Resp	Lower	Upper
228	16871	100	
229	16.7	0.0	60.5
226	32.8	0.0	69.0



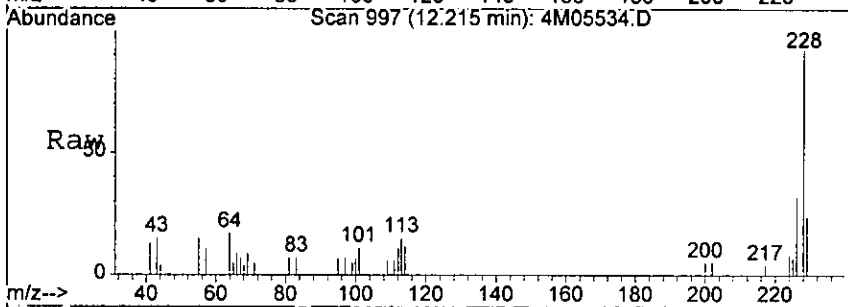
12.16



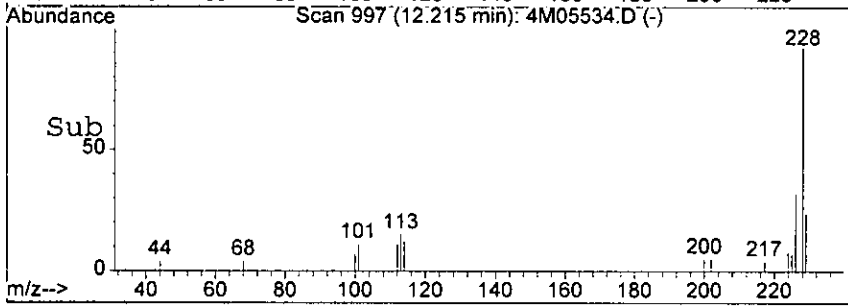
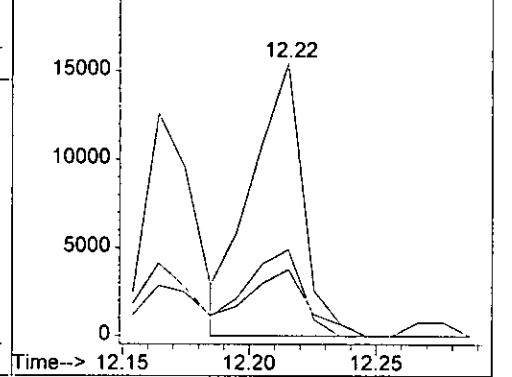
#79
 Chrysene
 Concen: 20.30 ng
 RT: 12.22 min Scan# 997
 Delta R.T. -0.02 min
 Lab File: 4M05534.D
 Acq: 11 Aug 2005 19:58

0849
 5780

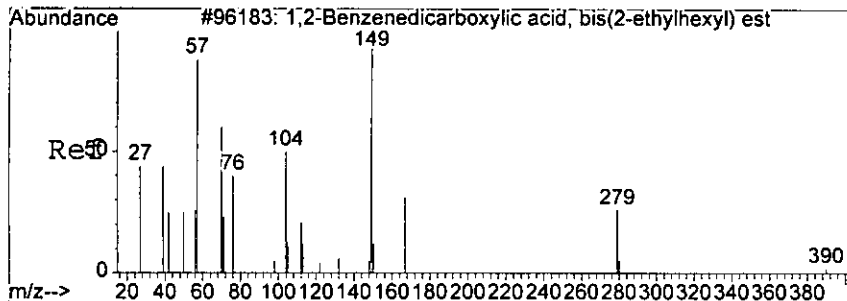
Tgt Ion:	228	Resp:	21741
Ion Ratio	Lower	Upper	
228	100		
226	31.7	12.0	52.0
229	24.4	0.0	61.1



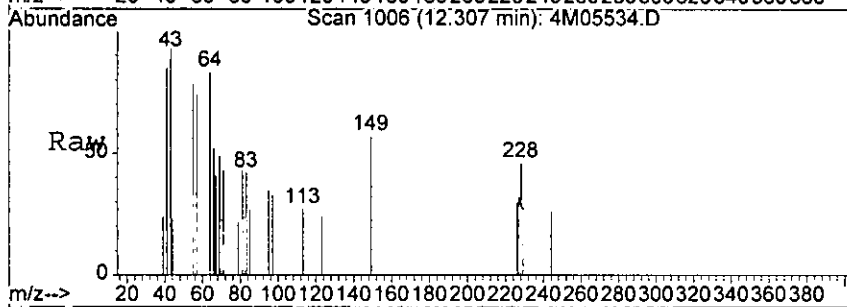
Abundance Ion 228.00 (227.70 to 228.70): 4M0553
 Ion 226.00 (225.70 to 226.70): 4M0553
 Ion 229.00 (228.70 to 229.70): 4M0553



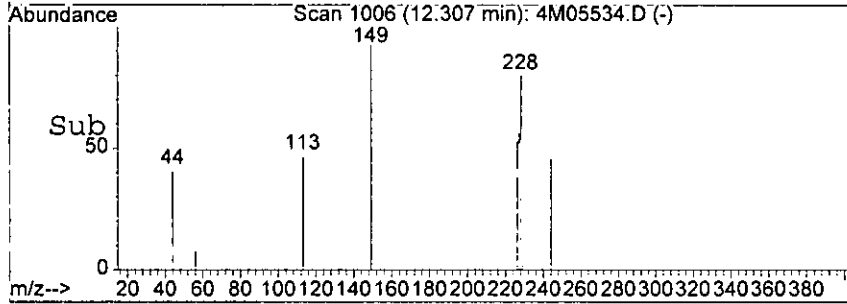
18/8/05



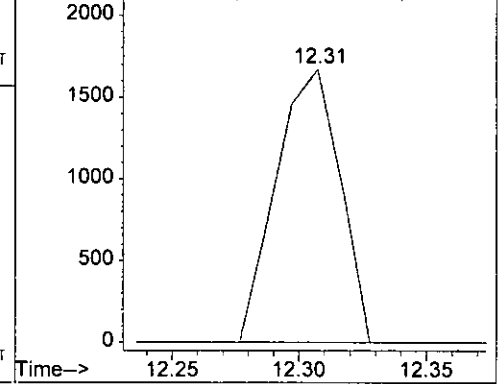
#80
 bis(2-Ethylhexyl)phthalate
 Concen: 2.44 ng
 RT: 12.31 min Scan# 1006
 Delta R.T. -0.02 min
 Lab File: 4M05534.D
 Acq: 11 Aug 2005 19:58



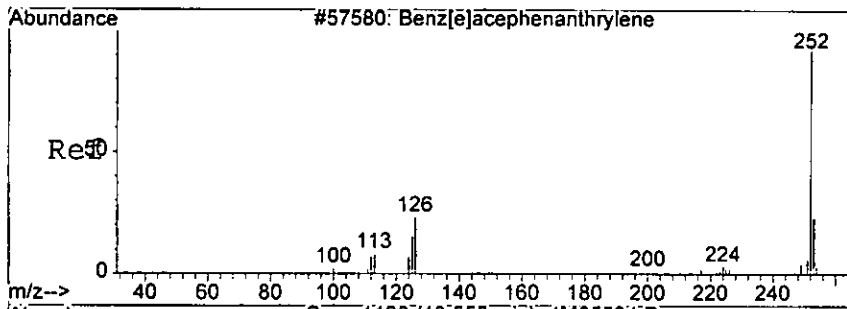
Tgt Ion	Ratio	Lower	Upper
149	100		
167	0.0	0.0	53.9
279	0.0	0.0	43.5



Abundance Ion 149.00 (148.70 to 149.70): 4M0553
 Ion 167.00 (166.70 to 167.70): 4M0553
 Ion 279.00 (278.70 to 279.70): 4M0553

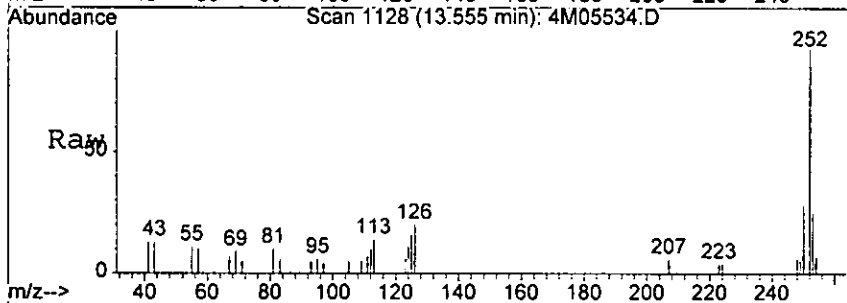


Layer



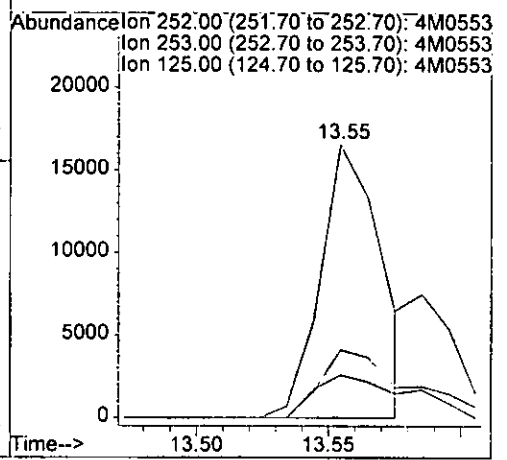
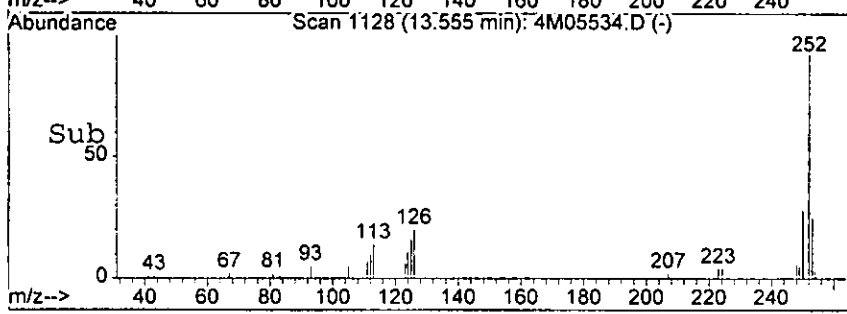
#83
 Benzo[b]fluoranthene
 Concen: 22.41 ng m
 RT: 13.55 min Scan# 1128
 Delta R.T. -0.03 min
 Lab File: 4M05534.D
 Acq: 11 Aug 2005 19:58

0851

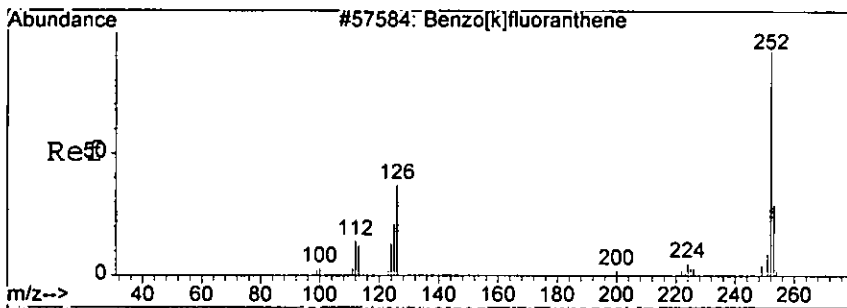


Tgt Ion: 252 Resp: 26368

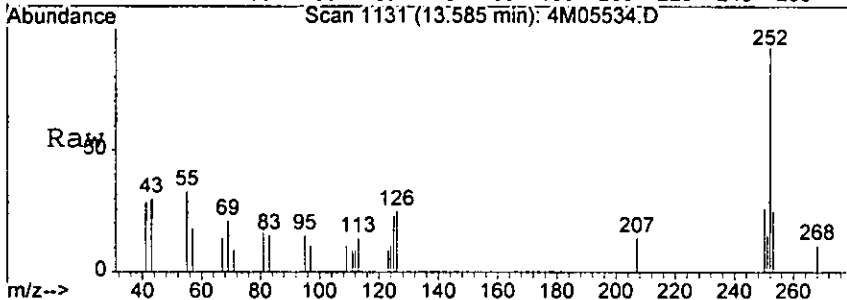
Ion	Ratio	Lower	Upper
252	100		
253	24.9	0.0	63.3
125	15.7	0.0	57.6



13.55

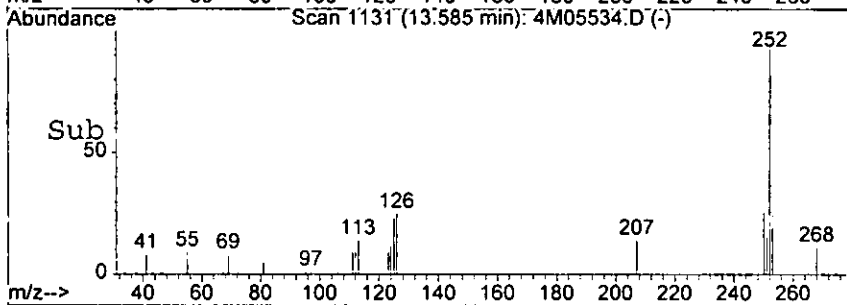


#84
 Benzo[k]fluoranthene
 Concen: 8.15 ng m
 RT: 13.59 min Scan# 1131
 Delta R.T. -0.03 min
 Lab File: 4M05534.D
 Acq: 11 Aug 2005 19:58

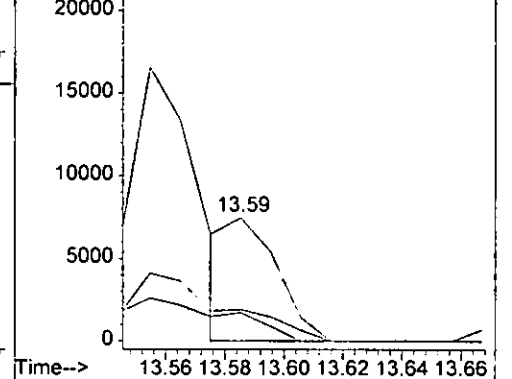


Tgt Ion: 252 Resp: 8768

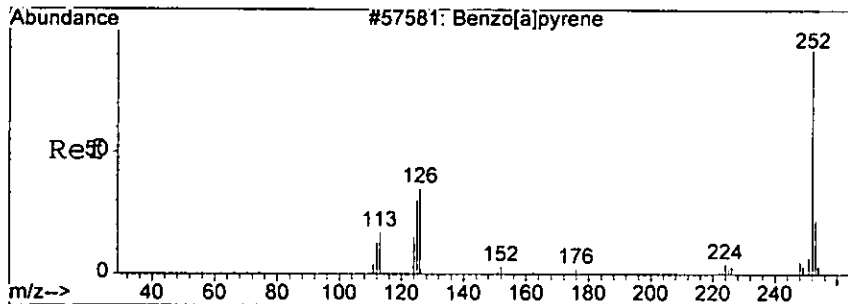
Ion	Ratio	Lower	Upper
252	100		
253	25.5	0.0	63.5
125	22.9	0.0	53.8



Abundance Ion 252.00 (251.70 to 252.70): 4M0553
 Ion 253.00 (252.70 to 253.70): 4M0553
 Ion 125.00 (124.70 to 125.70): 4M0553

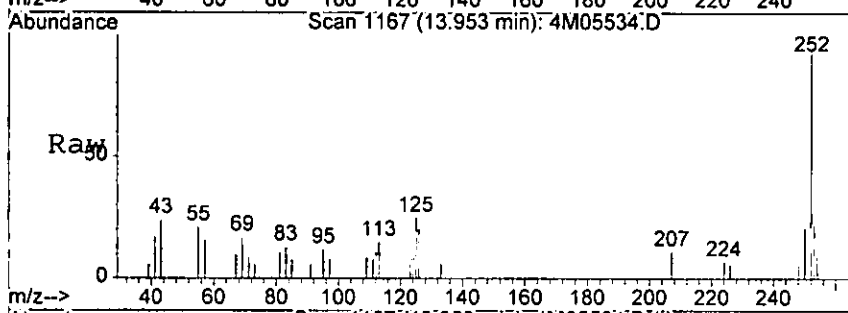


1185



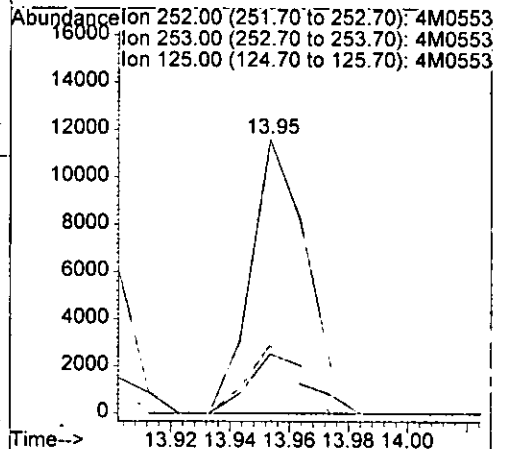
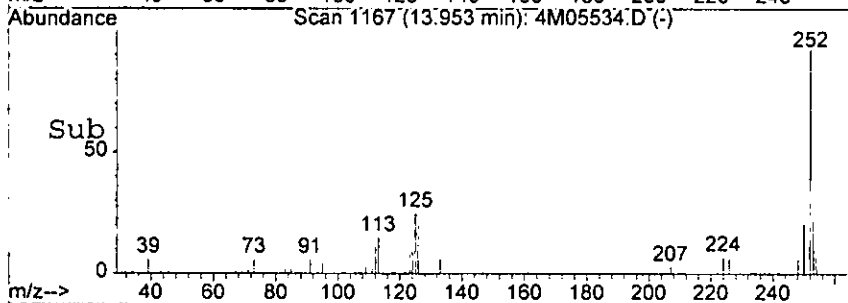
#85
 Benzo[a]pyrene
 Concen: 14.74 ng
 RT: 13.95 min Scan# 1167
 Delta R.T. -0.03 min
 Lab File: 4M05534.D
 Acq: 11 Aug 2005 19:58

0853

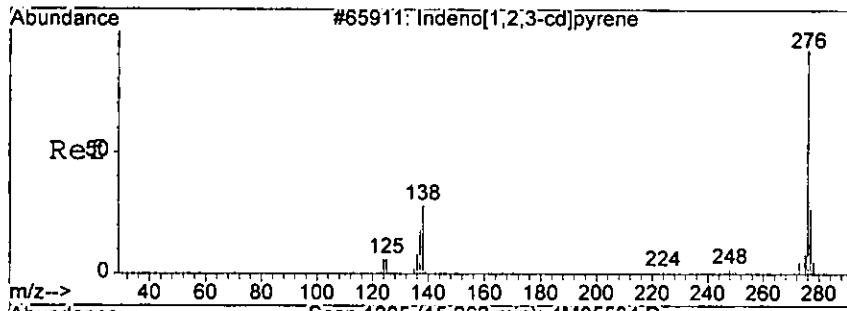


Tgt Ion: 252 Resp: 15270

Ion	Ratio	Lower	Upper
252	100		
253	21.7	0.0	62.9
125	25.0	0.0	57.6

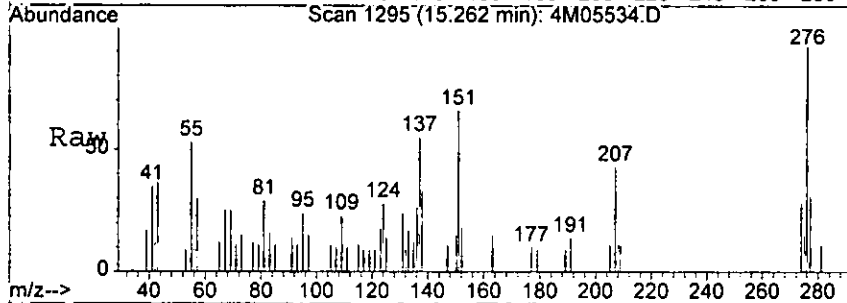


Leiser

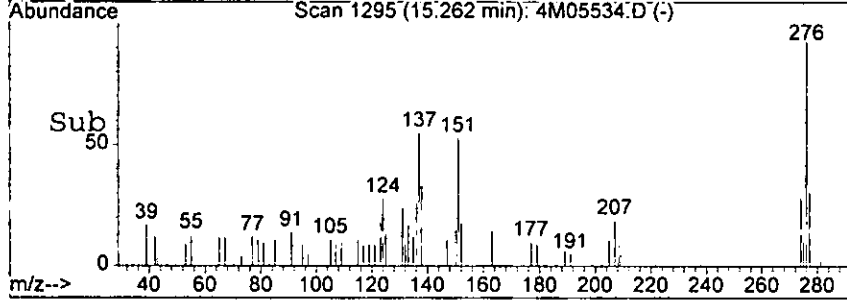
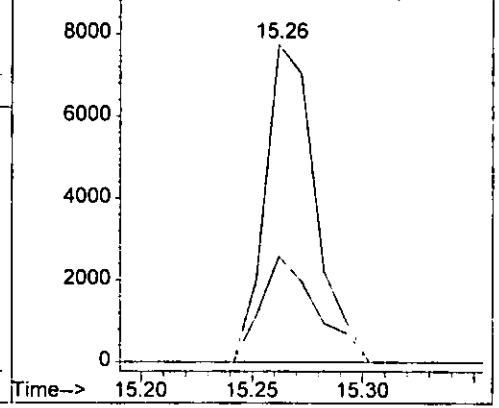


#86
 Indeno[1,2,3-cd]pyrene
 Concen: 10.49 ng
 RT: 15.26 min Scan# 1295
 Delta R.T. -0.03 min
 Lab File: 4M05534.D
 Acq: 11 Aug 2005 19:58

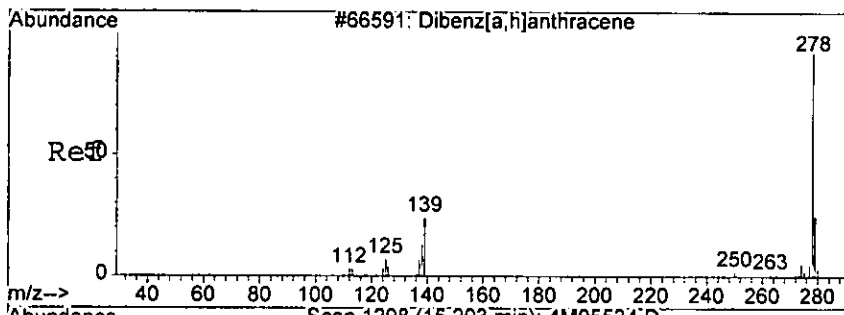
Tgt Ion: 276 Resp: 12250
 Ion Ratio Lower Upper
 276 100
 138 33.3 0.0 73.4



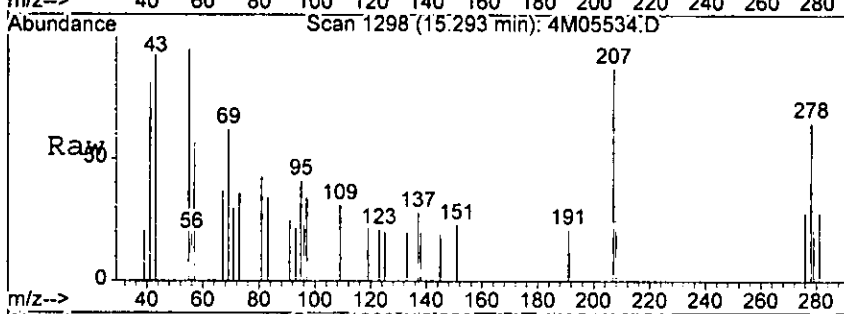
Abundance Ion 276.00 (275.70 to 276.70): 4M0553
 Ion 138.00 (137.70 to 138.70): 4M0553



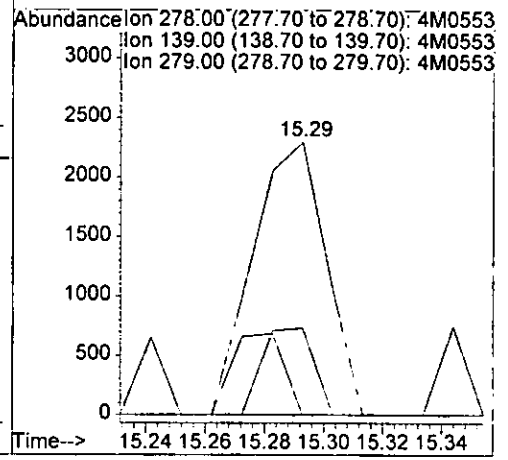
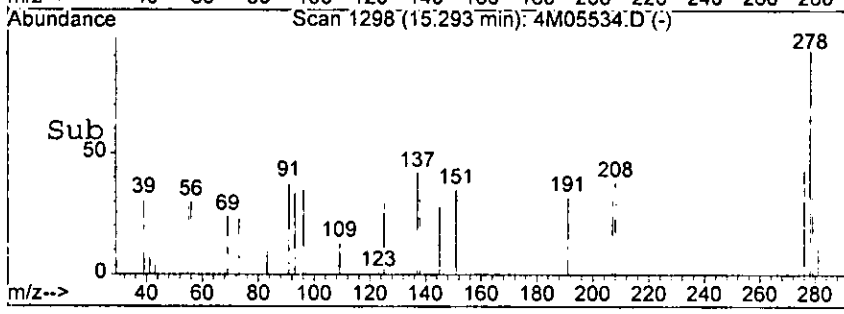
Handwritten signature/initials



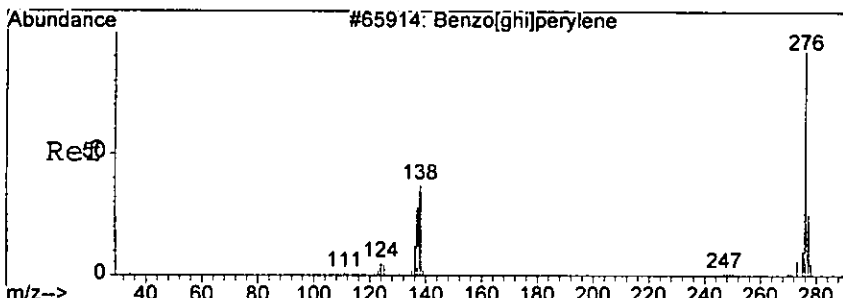
#87
 Dibenzo[a,h]anthracene
 Concen: 4.21 ng
 RT: 15.29 min Scan# 1298
 Delta R.T. -0.02 min
 Lab File: 4M05534.D
 Acq: 11 Aug 2005 19:58



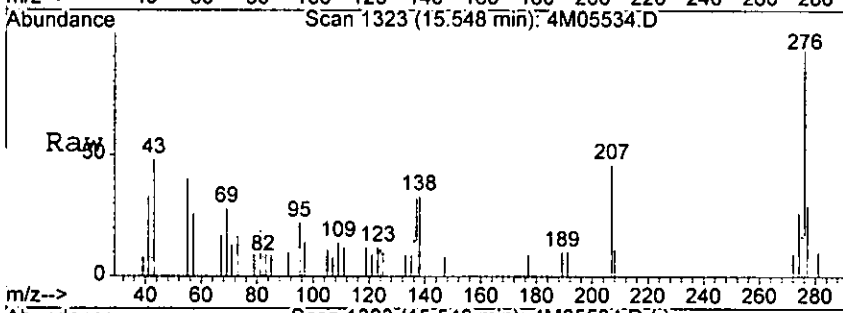
Tgt Ion	278	Ratio	Lower	Upper	Resp
278	100				3925
139	0.0		0.0	63.8	
279	31.9		0.0	64.0	



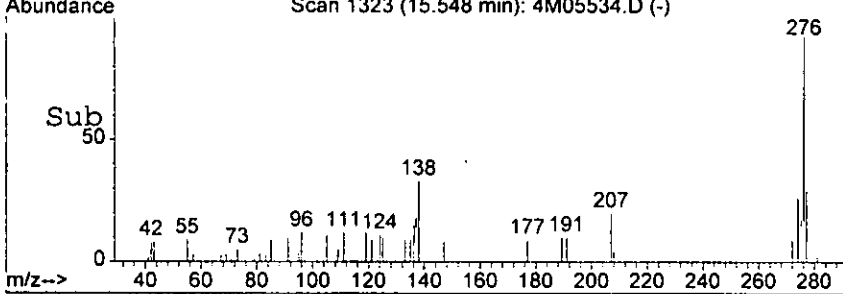
128185



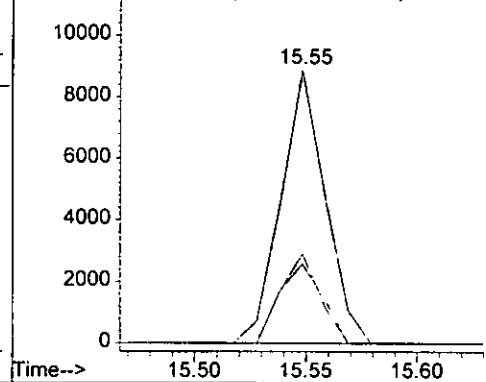
#88
 Benzo[g,h,i]perylene
 Concen: 12.43 ng
 RT: 15.55 min Scan# 1323
 Delta R.T. -0.01 min
 Lab File: 4M05534.D
 Acq: 11 Aug 2005 19:58



Tgt Ion	Resp	Lower	Upper
276	12164		
138	32.6	0.0	74.1
277	29.0	0.0	65.0



Abundance Ion 276.00 (275.70 to 276.70): 4M0553
 12000 Ion 138.00 (137.70 to 138.70): 4M0553
 Ion 277.00 (276.70 to 277.70): 4M0553



100%

Form1

ORGANICS SEMIVOLATILE REPORT

0857

Sample Number: AC18916-021
 Client Id: PCSB-44 (11.5)
 Data File: 5M09935.D
 Analysis Date: 08/10/05 15:39
 Date Rec/Extracted: 08/04/05-08/09/05

Matrix: Soil
 Initial Vol: 30g
 Final Vol: 1ml
 Dilution: 1
 Solids: 69

Units: mg/Kg

Cas #	Compound	RL	Conc	Cas #	Compound	RL	Conc
120-82-1	1,2,4-Trichlorobenzene	0.0084	U	205-99-2	Benzo[b]fluoranthene	0.013	U
95-50-1	1,2-Dichlorobenzene	0.019	U	191-24-2	Benzo[g,h,i]perylene	0.0069	U
122-66-7	1,2-Diphenylhydrazine	0.016	U	207-08-9	Benzo[k]fluoranthene	0.017	U
541-73-1	1,3-Dichlorobenzene	0.014	U	111-91-1	bis(2-Chloroethoxy)methan	0.011	U
106-46-7	1,4-Dichlorobenzene	0.0085	U	111-44-4	bis(2-Chloroethyl)ether	0.021	U
95-95-4	2,4,5-Trichlorophenol	0.075	U	108-60-1	bis(2-chloroisopropyl)ether	0.010	U
88-06-2	2,4,6-Trichlorophenol	0.036	U	117-81-7	bis(2-Ethylhexyl)phthalate	0.031	U
120-83-2	2,4-Dichlorophenol	0.064	U	85-68-7	Butylbenzylphthalate	0.013	U
105-67-9	2,4-Dimethylphenol	0.041	U	86-74-8	Carbazole	0.0093	U
51-28-5	2,4-Dinitrophenol	0.089	U	218-01-9	Chrysene	0.014	U
121-14-2	2,4-Dinitrotoluene	0.017	U	84-74-2	Di-n-butylphthalate	0.0098	U
606-20-2	2,6-Dinitrotoluene	0.022	U	117-84-0	Di-n-octylphthalate	0.016	U
91-58-7	2-Chloronaphthalene	0.0055	U	53-70-3	Dibenzo[a,h]anthracene	0.0088	U
95-57-8	2-Chlorophenol	0.089	U	132-64-9	Dibenzofuran	0.062	U
91-57-6	2-Methylnaphthalene	0.083	U	84-66-2	Diethylphthalate	0.011	U
95-48-7	2-Methylphenol	0.18	U	131-11-3	Dimethylphthalate	0.0083	U
88-74-4	2-Nitroaniline	0.063	U	206-44-0	Fluoranthene	0.0080	U
88-75-5	2-Nitrophenol	0.060	U	86-73-7	Fluorene	0.012	U
106-44-5	3&4-Methylphenol	0.18	U	118-74-1	Hexachlorobenzene	0.020	U
91-94-1	3,3'-Dichlorobenzidine	0.085	U	87-68-3	Hexachlorobutadiene	0.012	U
99-09-2	3-Nitroaniline	0.12	U	77-47-4	Hexachlorocyclopentadiene	0.13	U
534-52-1	4,6-Dinitro-2-methylphenol	0.092	U	67-72-1	Hexachloroethane	0.017	U
101-55-3	4-Bromophenyl-phenylether	0.020	U	193-39-5	Indeno[1,2,3-cd]pyrene	0.0082	U
59-50-7	4-Chloro-3-methylphenol	0.097	U	78-59-1	Isophorone	0.26	U
106-47-8	4-Chloroaniline	0.33	U	621-64-7	N-Nitroso-di-n-propylamine	0.015	U
7005-72-3	4-Chlorophenyl-phenylether	0.014	U	62-75-9	N-Nitrosodimethylamine	0.54	U
100-01-6	4-Nitroaniline	0.072	U	86-30-6	n-Nitrosodiphenylamine	0.013	U
100-02-7	4-Nitrophenol	0.068	U	91-20-3	Naphthalene	0.0047	U
83-32-9	Acenaphthene	0.0080	U	98-95-3	Nitrobenzene	0.014	U
208-96-8	Acenaphthylene	0.0073	U	87-86-5	Pentachlorophenol	0.047	U
120-12-7	Anthracene	0.0096	U	85-01-8	Phenanthrene	0.011	U
92-87-5	Benzidine	0.50	U	108-95-2	Phenol	0.080	U
56-55-3	Benzo[a]anthracene	0.0067	U	129-00-0	Pyrene	0.011	U
50-32-8	Benzo[a]pyrene	0.0080	0.40				

Worksheet #: 18415

Total Target Concentration 0.4

U - Indicates the compound was analyzed but not detected.
 B - Indicates the analyte was found in the blank as well as in the sample.
 E - Indicates the analyte concentration exceeds the calibration range of the instrument.

R - Retention Time Out
 J - Indicates an estimated value when a compound is detected at less than the specified detection limit.

Data File : G:\GcMsData\2005\Gcms_5\Data\08-10-05\5M09935.D Vial: 23
 Acq On : 10 Aug 2005 15:39 Operator: AHD
 Sample : AC18916-021 Inst : GCMS_5
 Misc : S,BNA Multiplr: 1.00
 MS Integration Params: RTEINT.P
 Quant Time: Aug 18 13:12 2005 Quant Results File: 5M_0722.RES

Quant Method : G:\GCMSDATA\2005\GCMS_5\METHODS\5M_0722.M (RTE Integrator)
 Title : @GCMS_5,mg,625,8270
 Last Update : Fri Jul 22 11:19:45 2005
 Response via : Initial Calibration
 DataAcq Meth : 5M_RUN5

Internal Standards	R.T.	QIon	Response	Conc	Units	Dev(Min)
1) 1,4-Dichlorobenzene-d4	5.08	152	27331	40.00	ng	-0.17
20) Naphthalene-d8	6.12	136	101197	40.00	ng	-0.16
36) Acenaphthene-d10	7.45	164	56718	40.00	ng	-0.19
61) Phenanthrene-d10	8.81	188	89894	40.00	ng	-0.22
77) Chrysene-d12	11.78	240	72232	40.00	ng	-0.26
88) Perylene-d12	13.37	264	59292	40.00	ng	-0.25
System Monitoring Compounds						
4) 2-Fluorophenol	3.75	112	147627	160.37	ng	-0.21
Spiked Amount	200.000		Recovery	=	80.19%	
8) Phenol-d5	4.78	99	182294	135.43	ng	-0.17
Spiked Amount	200.000		Recovery	=	67.72%	
21) Nitrobenzene-d5	5.55	128	34468	77.79	ng	-0.17
Spiked Amount	100.000		Recovery	=	77.79%	
41) 2-Fluorobiphenyl	6.93	172	139747	78.82	ng	-0.16
Spiked Amount	100.000		Recovery	=	78.82%	
64) 2,4,6-Tribromophenol	8.14	330	34126	177.38	ng	-0.21
Spiked Amount	200.000		Recovery	=	88.69%	
80) Terphenyl-d14	10.58	244	140568	82.37	ng	-0.23
Spiked Amount	100.000		Recovery	=	82.37%	
Target Compounds						Qvalue
92) Benzo[a]pyrene	13.39	252	18194	8.26	ng	94

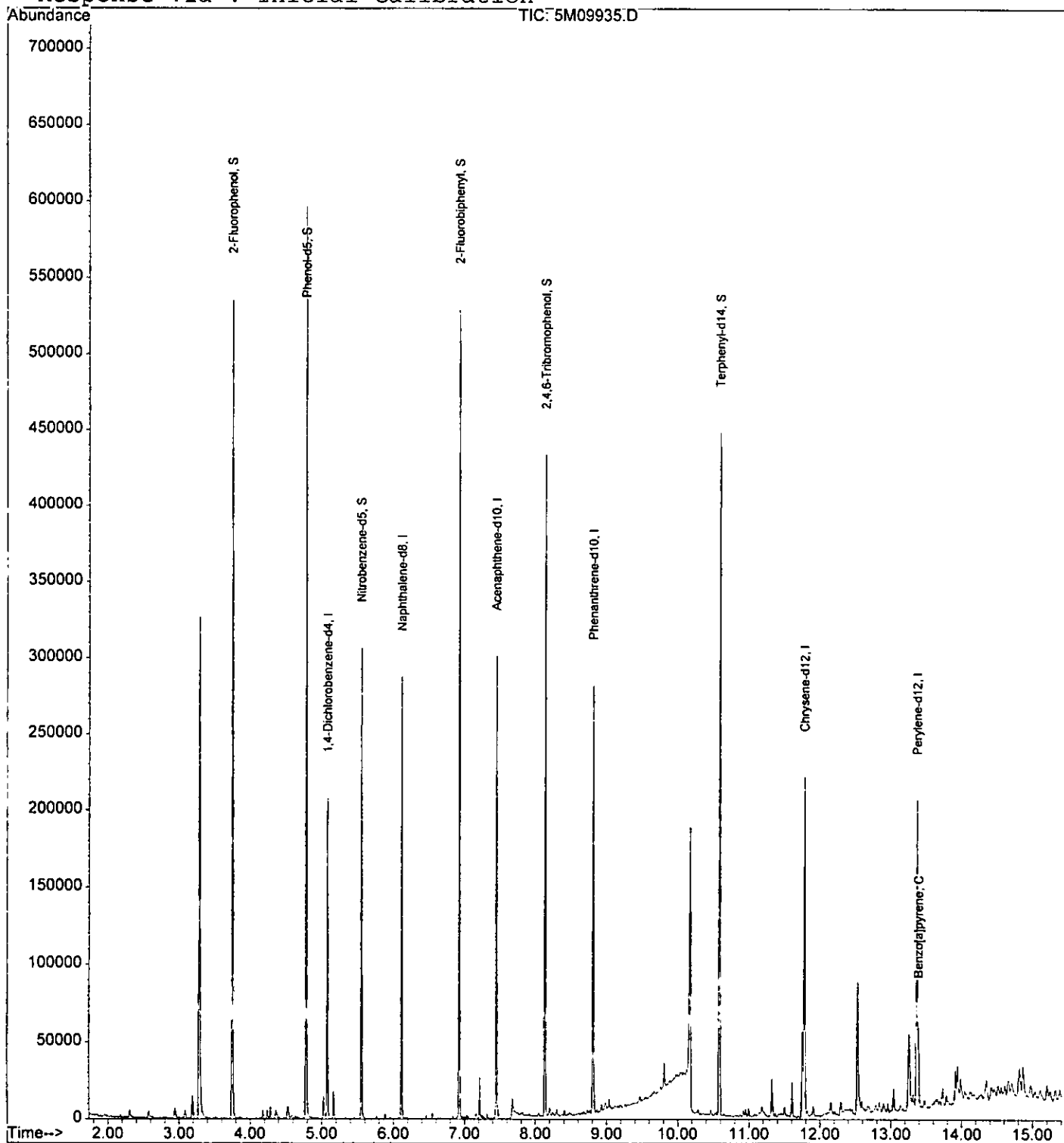
h818

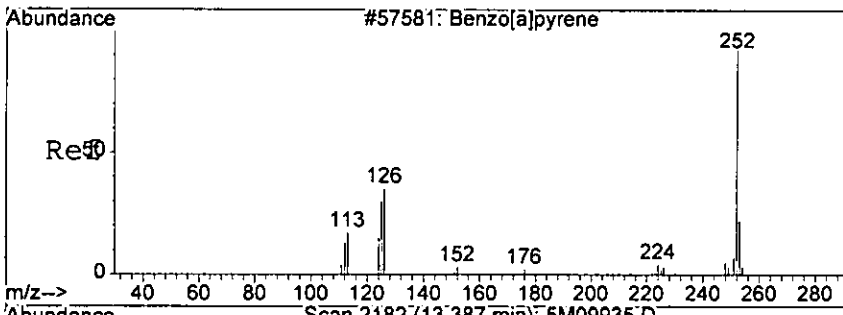
(#) = qualifier out of range (m) = manual integration

Quantitation Report

Data File : G:\GcMsData\2005\Gcms_5\Data\08-10-05\5M09935.D Vial: 233
Acq On : 10 Aug 2005 15:39 Operator: AHD
Sample : AC18916-021 Inst : GCMS_5
Misc : S,BNA Multiplr: 1.00
MS Integration Params: RTEINT.P
Quant Time: Aug 18 13:12 2005 Quant Results File: 5M_0722.RES

Method : G:\GCMSDATA\2005\GCMS_5\METHODS\5M_0722.M (RTE Integrator)
Title : @GCMS_5,mg,625,8270
Last Update : Fri Jul 22 11:19:45 2005
Response via : Initial Calibration

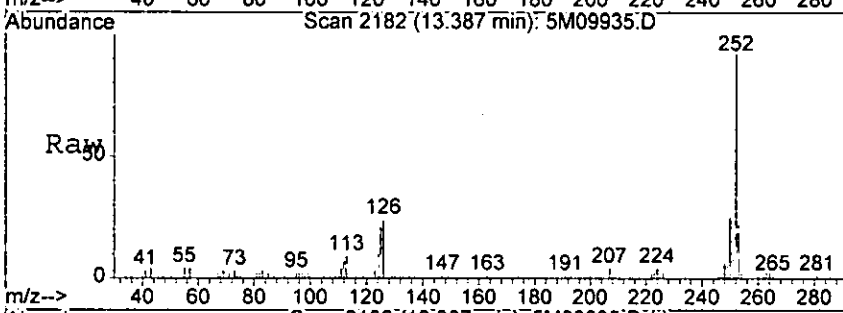




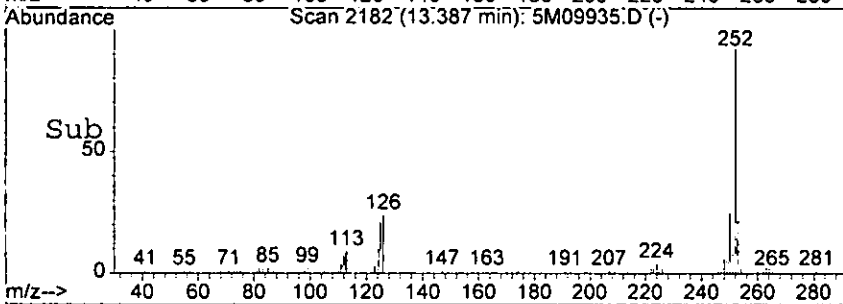
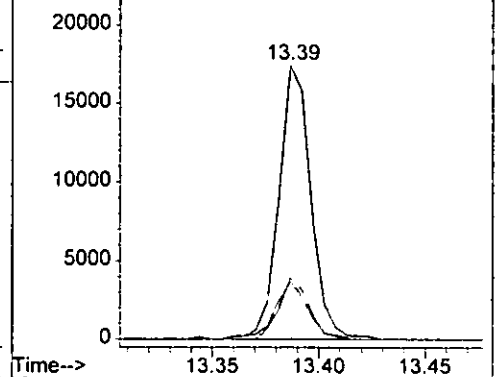
#92
 Benzo[a]pyrene
 Concen: 8.26 ng
 RT: 13.39 min Scan# 2182
 Delta R.T. -0.18 min
 Lab File: 5M09935.D
 Acq: 10 Aug 2005 15:39

0930

Tgt Ion	Resp	Lower	Upper
252	18194		
253	22.5	0.0	61.5
125	21.2	0.0	56.0



Abundance
 Ion 252.00 (251.70 to 252.70): 5M0993
 Ion 253.00 (252.70 to 253.70): 5M0993
 Ion 125.00 (124.70 to 125.70): 5M0993



1818

Form1

ORGANICS SEMIVOLATILE REPORT

0861

Sample Number: AC18916-022
 Client Id: PCSB-55 (0.5)
 Data File: 4M05535.D
 Analysis Date: 08/11/05 20:22
 Date Rec/Extracted: 08/04/05-08/09/05

Matrix: Soil
 Initial Vol: 30g
 Final Vol: 1ml
 Dilution: 1
 Solids: 92

Units: mg/Kg

Cas #	Compound	RL	Conc	Cas #	Compound	RL	Conc
120-82-1	1,2,4-Trichlorobenzene	0.0098	U	205-99-2	Benzo[b]fluoranthene	0.011	4.2
95-50-1	1,2-Dichlorobenzene	0.017	U	191-24-2	Benzo[g,h,i]perylene	0.0069	2.1
122-66-7	1,2-Diphenylhydrazine	0.010	U	207-08-9	Benzo[k]fluoranthene	0.012	1.6
541-73-1	1,3-Dichlorobenzene	0.015	U	111-91-1	bis(2-Chloroethoxy)methan	0.0083	U
106-46-7	1,4-Dichlorobenzene	0.018	U	111-44-4	bis(2-Chloroethyl)ether	0.019	U
95-95-4	2,4,5-Trichlorophenol	0.49	U	108-60-1	bis(2-chloroisopropyl)ether	0.012	U
88-06-2	2,4,6-Trichlorophenol	0.88	U	117-81-7	bis(2-Ethylhexyl)phthalate	0.033	U
120-83-2	2,4-Dichlorophenol	0.059	U	85-68-7	Butylbenzylphthalate	0.015	U
105-67-9	2,4-Dimethylphenol	0.050	U	86-74-8	Carbazole	0.011	0.75
51-28-5	2,4-Dinitrophenol	0.25	U	218-01-9	Chrysene	0.0075	3.9
121-14-2	2,4-Dinitrotoluene	0.013	U	84-74-2	Di-n-butylphthalate	0.0081	0.054
606-20-2	2,6-Dinitrotoluene	0.015	U	117-84-0	Di-n-octylphthalate	0.0086	U
91-58-7	2-Chloronaphthalene	0.010	U	53-70-3	Dibenzo[a,h]anthracene	0.013	0.76
95-57-8	2-Chlorophenol	0.074	U	132-64-9	Dibenzofuran	0.046	0.48
91-57-6	2-Methylnaphthalene	0.047	0.46	84-66-2	Diethylphthalate	0.0099	U
95-48-7	2-Methylphenol	0.17	U	131-11-3	Dimethylphthalate	0.0082	U
88-74-4	2-Nitroaniline	0.025	U	206-44-0	Fluoranthene	0.010	6.4
88-75-5	2-Nitrophenol	0.042	U	86-73-7	Fluorene	0.0092	0.43
106-44-5	3&4-Methylphenol	0.19	U	118-74-1	Hexachlorobenzene	0.017	U
91-94-1	3,3'-Dichlorobenzidine	0.079	U	87-68-3	Hexachlorobutadiene	0.015	U
99-09-2	3-Nitroaniline	0.15	U	77-47-4	Hexachlorocyclopentadiene	0.096	U
534-52-1	4,6-Dinitro-2-methylphenol	0.069	U	67-72-1	Hexachloroethane	0.027	U
101-55-3	4-Bromophenyl-phenylether	0.014	U	193-39-5	Indeno[1,2,3-cd]pyrene	0.0050	2.0
59-50-7	4-Chloro-3-methylphenol	0.092	U	78-59-1	Isophorone	0.011	U
106-47-8	4-Chloroaniline	0.28	U	621-64-7	N-Nitroso-di-n-propylamine	0.017	U
7005-72-3	4-Chlorophenyl-phenylether	0.017	U	62-75-9	N-Nitrosodimethylamine	0.43	U
100-01-6	4-Nitroaniline	0.089	U	86-30-6	n-Nitrosodiphenylamine	0.017	U
100-02-7	4-Nitrophenol	0.064	U	91-20-3	Naphthalene	0.0085	0.54
83-32-9	Acenaphthene	0.015	0.48	98-95-3	Nitrobenzene	0.014	U
208-96-8	Acenaphthylene	0.0084	0.090	87-86-5	Pentachlorophenol	0.045	U
120-12-7	Anthracene	0.0095	1.5	85-01-8	Phenanthrene	0.0083	5.2
92-87-5	Benzidine	0.082	U	108-95-2	Phenol	0.055	U
56-55-3	Benzo[a]anthracene	0.0063	3.8	129-00-0	Pyrene	0.0084	5.5
50-32-8	Benzo[a]pyrene	0.0083	3.2				

Worksheet #: 18415

Total Target Concentration 43.444

U - Indicates the compound was analyzed but not detected.
 B - Indicates the analyte was found in the blank as well as in the sample.
 E - Indicates the analyte concentration exceeds the calibration range of the instrument.

R - Retention Time Out
 J - Indicates an estimated value when a compound is detected at less than the specified detection limit.

Data File : G:\GcMsData\2005\Gcms_4\Data\08-11-05\4M05535.D Vial: 04
 Acq On : 11 Aug 2005 20:22 Operator: AHD
 Sample : AC18916-022 Inst : GCMS_4
 Misc : S,BNA Multiplr: 1.00

MS Integration Params: RTEINT.P
 Quant Time: Aug 18 13:13 2005

Quant Results File: 4M_0809.RES

Quant Method : G:\GCMSDATA\2005\GCMS_4\METHODS\4M_0809.M (RTE Integrator)
 Title : @GCMS_4,mg,625,8270
 Last Update : Tue Aug 09 15:25:10 2005
 Response via : Initial Calibration
 DataAcq Meth : 4M_0809

Internal Standards	R.T.	QIon	Response	Conc	Units	Dev (Min)
1) 1,4-Dichlorobenzene-d4	4.84	152	44091	40.00	ng	-0.02
19) Naphthalene-d8	5.84	136	133142	40.00	ng	-0.02
35) Acenaphthene-d10	7.39	164	68492	40.00	ng	-0.02
59) Phenanthrene-d10	8.99	188	81660	40.00	ng	-0.02
72) Chrysene-d12	12.18	240	44808	40.00	ng	-0.02
81) Perylene-d12	14.03	264	37221	40.00	ng	-0.02

System Monitoring Compounds

4) 2-Fluorophenol	3.69	112	197468	161.06	ng	-0.02
Spiked Amount	200.000		Recovery	=	80.53%	
7) Phenol-d5	4.56	99	267768	173.92	ng	-0.02
Spiked Amount	200.000		Recovery	=	86.96%	
20) Nitrobenzene-d5	5.28	128	49650	77.12	ng	-0.02
Spiked Amount	100.000		Recovery	=	77.12%	
40) 2-Fluorobiphenyl	6.76	172	188884	80.66	ng	-0.02
Spiked Amount	100.000		Recovery	=	80.66%	
62) 2,4,6-Tribromophenol	8.22	332	66806	162.48	ng	-0.02
Spiked Amount	200.000		Recovery	=	81.24%	
75) Terphenyl-d14	10.89	244	98481	77.56	ng	-0.02
Spiked Amount	100.000		Recovery	=	77.56%	

Target Compounds

Target Compounds	R.T.	QIon	Response	Conc	Units	Qvalue
29) Naphthalene	5.85	128	46507	14.77	ng	99
33) 2-Methylnaphthalene	6.43	142	25777	12.73	ng	95
46) Acenaphthylene	7.26	152	7508	2.49	ng	89
49) Acenaphthene	7.42	153	25799	13.16	ng	94
52) Dibenzofuran	7.61	168	31548	13.17	ng	100
55) Fluorene	7.96	166	21845	11.89	ng	97
67) Phenanthrene	9.02	178	296363	142.32	ng	100
68) Anthracene	9.08	178	85661	41.30	ng	97
69) Carbazole	9.27	167	36238	20.71	ng	98
70) Di-n-butylphthalate	9.72	149	4794	1.48	ng	68
71) Fluoranthene	10.41	202	324714	177.05	ng	89
73) Pyrene	10.68	202	270033	150.64	ng	84
78) Benzo[a]anthracene	12.17	228	149789	104.03	ng	99
79) Chrysene	12.22	228	135936	106.50	ng	96
83) Benzo[b]fluoranthene	13.56	252	161202m	117.14	ng	
84) Benzo[k]fluoranthene	13.59	252	56494m	44.90	ng	
85) Benzo[a]pyrene	13.96	252	108288	89.37	ng	96
86) Indeno[1,2,3-cd]pyrene	15.27	276	74608	54.61	ng	90
87) Dibenzo[a,h]anthracene	15.30	278	22899	21.00	ng	87

(#) = qualifier out of range (m) = manual integration

1818

Data File : G:\GcMsData\2005\Gcms_4\Data\08-11-05\4M05535.D Vial: 84
Acq On : 11 Aug 2005 20:22 Operator: AHD
Sample : AC18916-022 Inst : GCMS_4
Misc : S,BNA Multiplr: 1.00

MS Integration Params: RTEINT.P

Quant Time: Aug 18 13:13 2005

Quant Results File: 4M_0809.RES

Quant Method : G:\GCMSDATA\2005\GCMS_4\METHODS\4M_0809.M (RTE Integrator)
Title : @GCMS_4,mg,625,8270
Last Update : Tue Aug 09 15:25:10 2005
Response via : Initial Calibration
DataAcq Meth : 4M_0809

Compound	R.T.	QIon	Response	Conc	Unit	Qvalue
88) Benzo[g,h,i]perylene	15.55	276	65471	57.21	ng	89

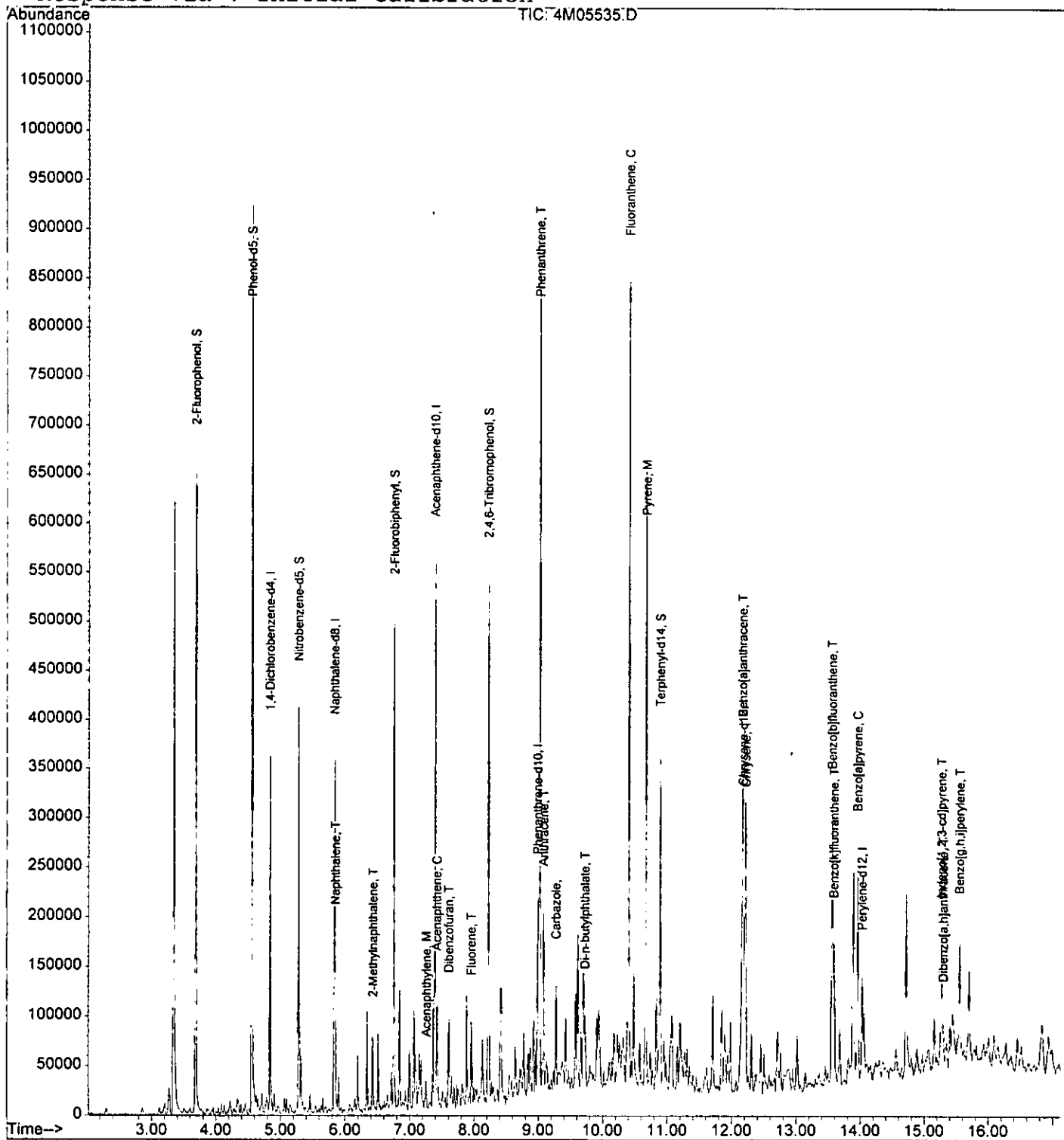
(#) = qualifier out of range (m) = manual integration

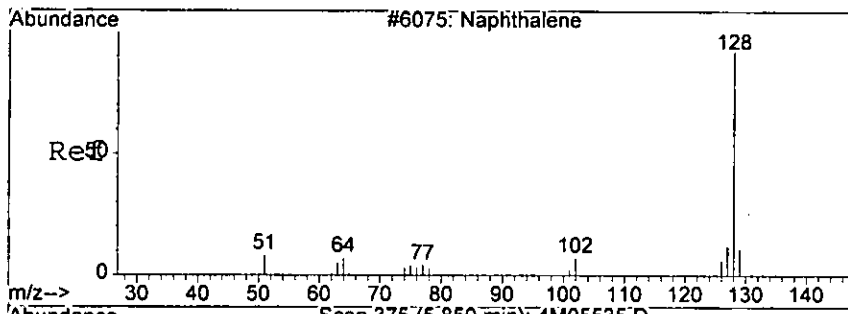
Quantitation Report

Data File : G:\GcMsData\2005\Gcms_4\Data\08-11-05\4M05535.D Vial: 824
 Acq On : 11 Aug 2005 20:22 Operator: AHD
 Sample : AC18916-022 Inst : GCMS_4
 Misc : S,BNA Multiplr: 1.00
 MS Integration Params: RTEINT.P
 Quant Time: Aug 18 13:13 2005

Quant Results File: 4M_0809.RES

Method : G:\GCMSDATA\2005\GCMS_4\METHODS\4M_0809.M (RTE Integrator)
 Title : @GCMS_4,mg,625,8270
 Last Update : Tue Aug 09 15:25:10 2005
 Response via : Initial Calibration

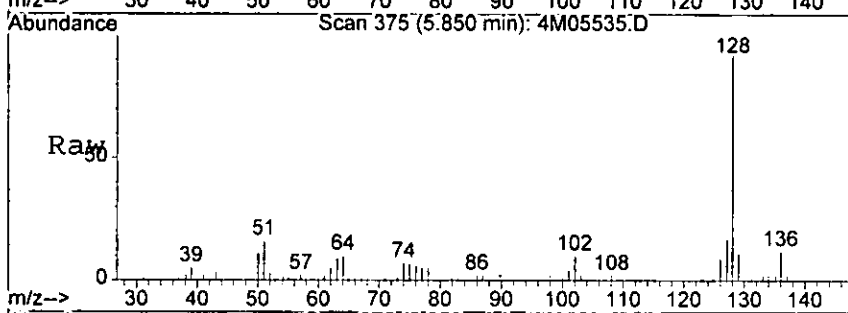




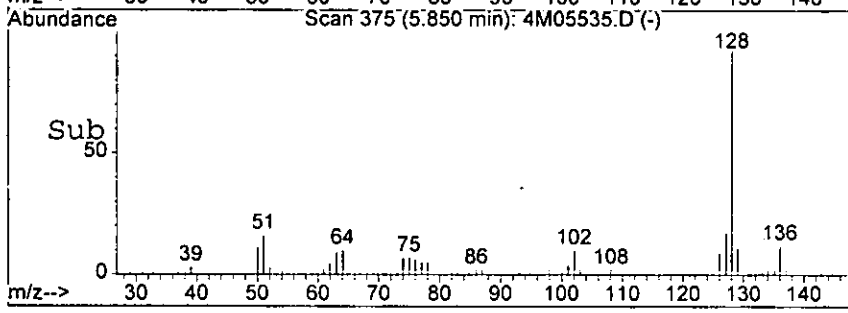
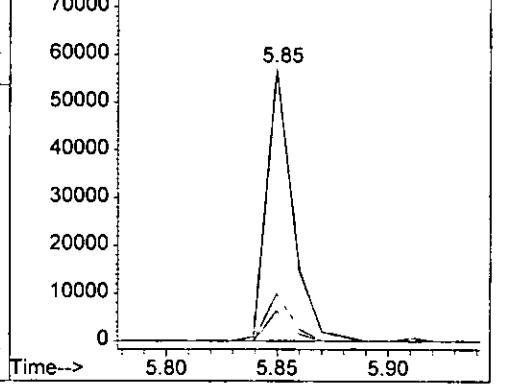
#29
 Naphthalene
 Concn: 14.77 ng
 RT: 5.85 min Scan# 375
 Delta R.T. -0.02 min
 Lab File: 4M05535.D
 Acq: 11 Aug 2005 20:22

0865

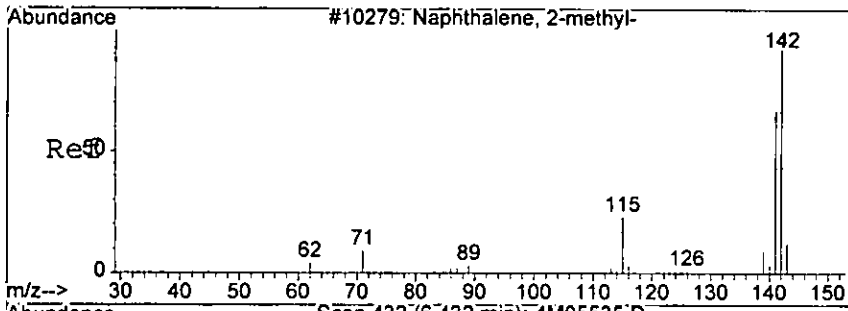
Tgt Ion	Resp	Lower	Upper
128	46507	100	
129	11.0	0.0	51.8
127	17.3	0.0	57.0



Abundance Ion 128.00 (127.70 to 128.70): 4M0553
 Ion 129.00 (128.70 to 129.70): 4M0553
 Ion 127.00 (126.70 to 127.70): 4M0553



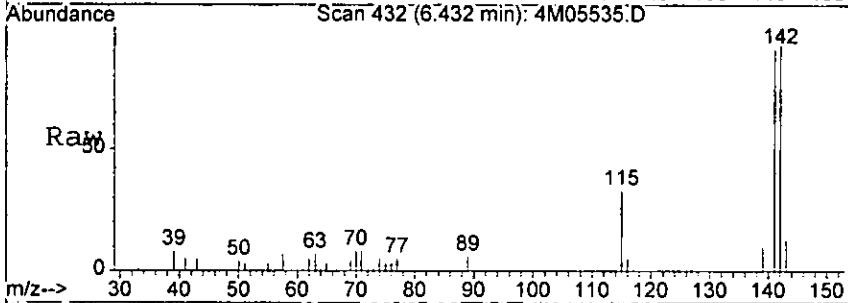
Handwritten signature



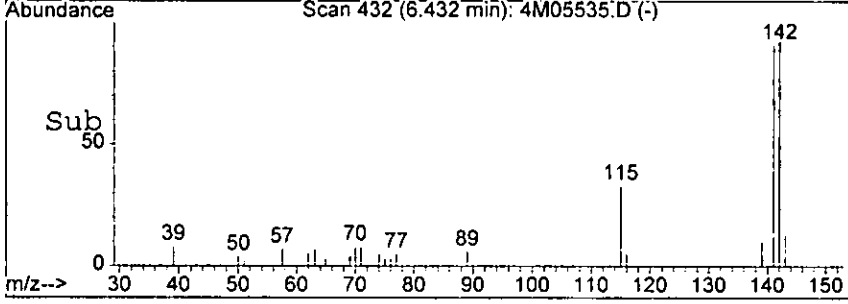
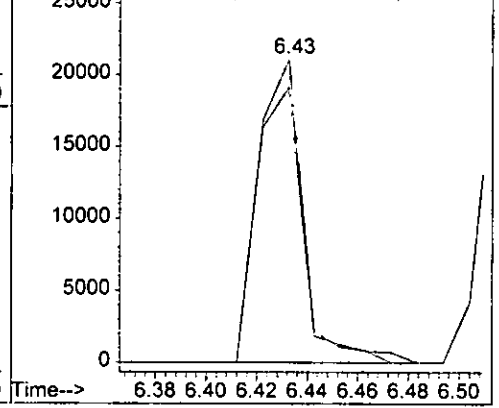
#33
 2-Methylnaphthalene
 Concen: 12.73 ng
 RT: 6.43 min Scan# 432
 Delta R.T. -0.02 min
 Lab File: 4M05535.D
 Acq: 11 Aug 2005 20:22

8855

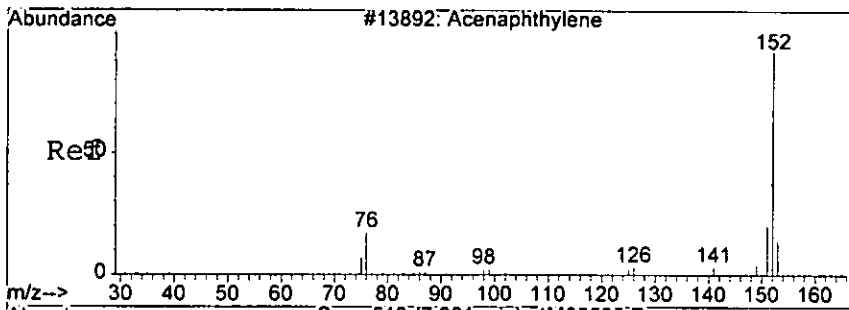
Tgt Ion: 142 Resp: 25777
 Ion Ratio Lower Upper
 142 100
 141 90.9 55.7 135.7



Abundance Ion 142.00 (141.70 to 142.70): 4M0553
 Ion 141.00 (140.70 to 141.70): 4M0553



1818

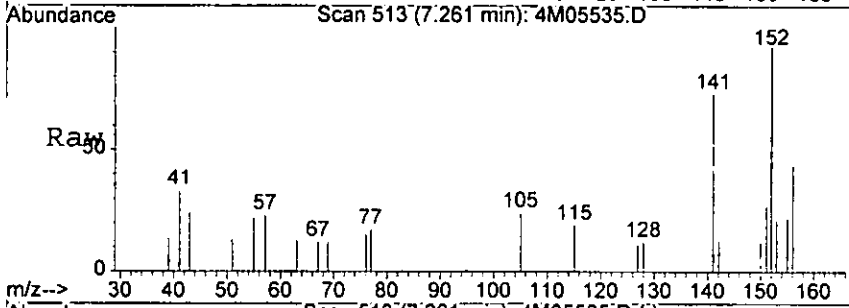


#46
 Acenaphthylene
 Concen: 2.49 ng
 RT: 7.26 min Scan# 513
 Delta R.T. -0.02 min
 Lab File: 4M05535.D
 Acq: 11 Aug 2005 20:22

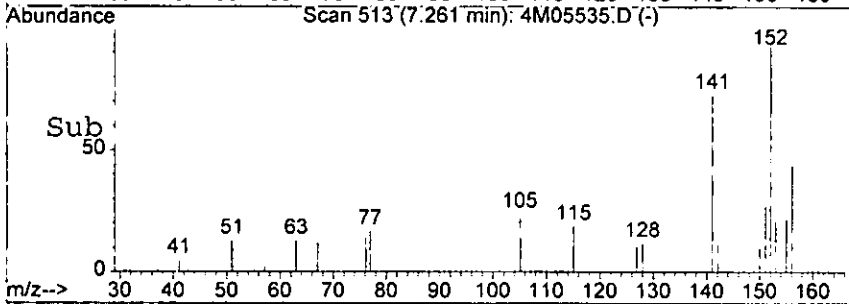
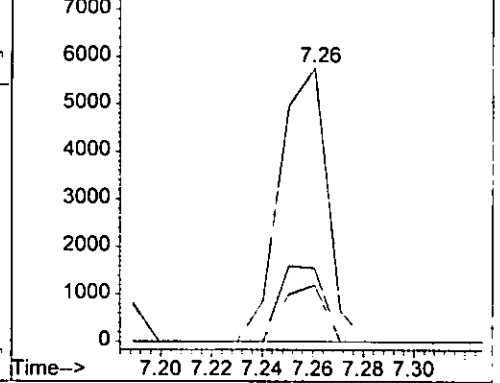
8867

Tgt Ion: 152 Resp: 7508

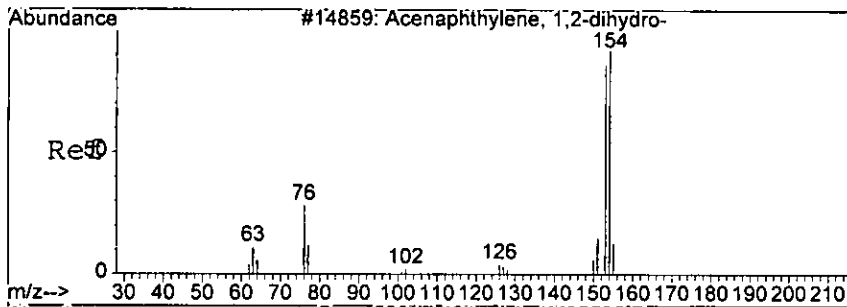
Ion	Ratio	Lower	Upper
152	100		
151	26.9	0.0	63.6
153	20.7	0.0	53.8



Abundance Ion 152.00 (151.70 to 152.70): 4M0553
 Ion 151.00 (150.70 to 151.70): 4M0553
 Ion 153.00 (152.70 to 153.70): 4M0553



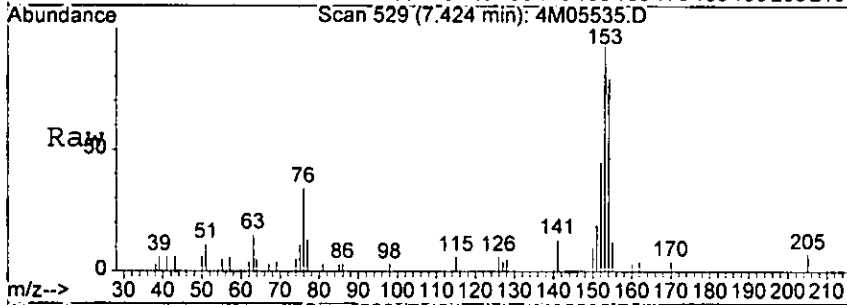
18185



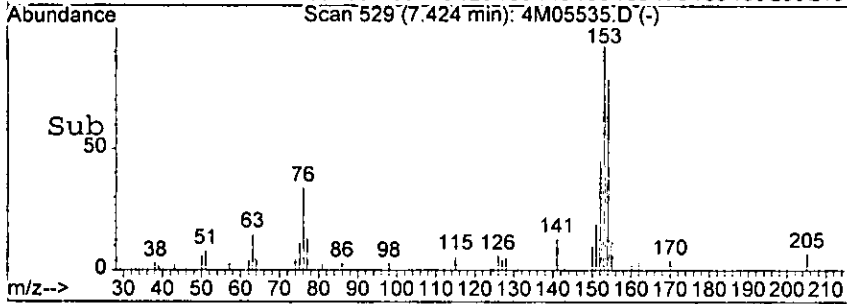
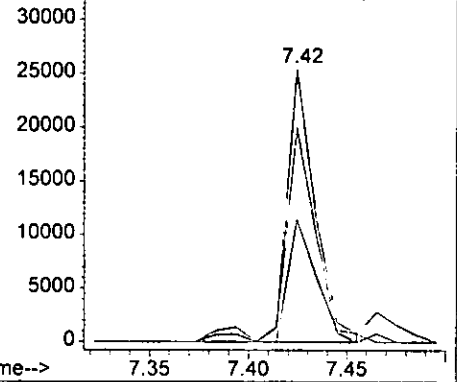
#49
Acenaphthene
Concen: 13.16 ng
RT: 7.42 min Scan# 529
Delta R.T. -0.03 min
Lab File: 4M05535.D
Acq: 11 Aug 2005 20:22

8980

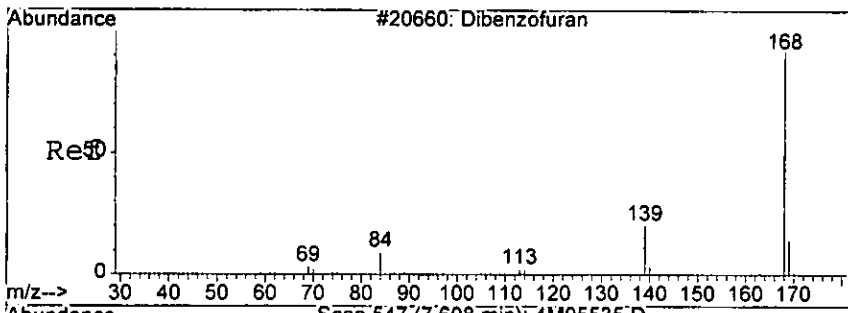
Tgt Ion	Resp	Lower	Upper
153	25799		
153	100		
152	45.0	8.3	88.3
154	78.7	45.1	125.1



Abundance Ion 153.00 (152.70 to 153.70): 4M0553
Ion 152.00 (151.70 to 152.70): 4M0553
Ion 154.00 (153.70 to 154.70): 4M0553



1818

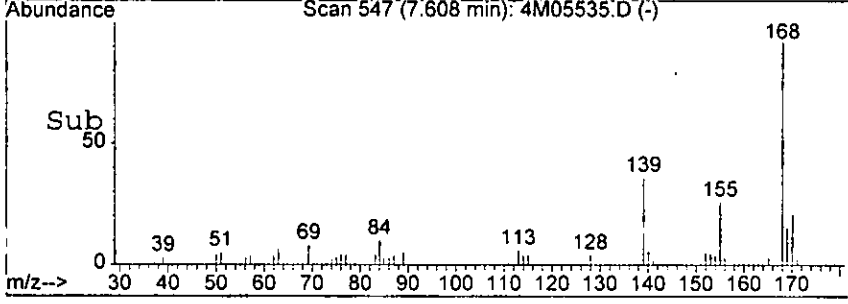
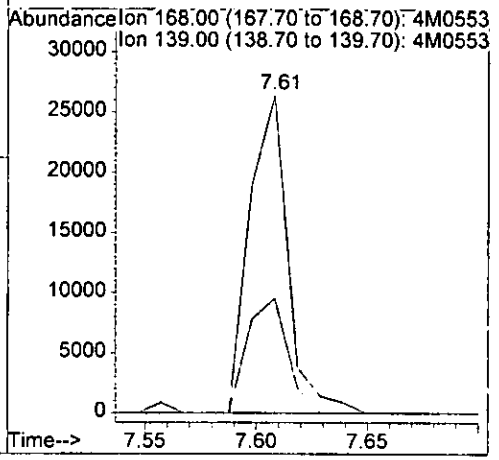
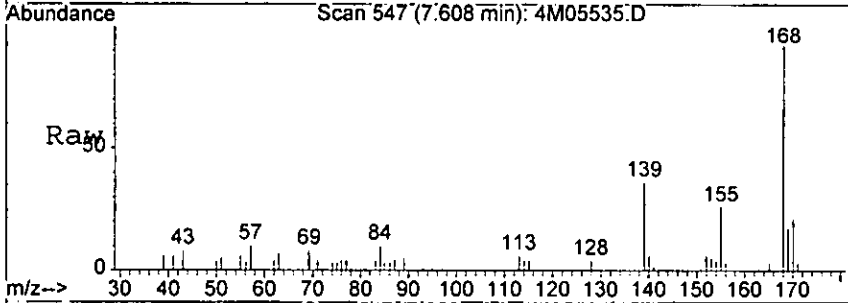


#52
 Dibenzofuran
 Concen: 13.17 ng
 RT: 7.61 min Scan# 547
 Delta R.T. -0.02 min
 Lab File: 4M05535.D
 Acq: 11 Aug 2005 20:22

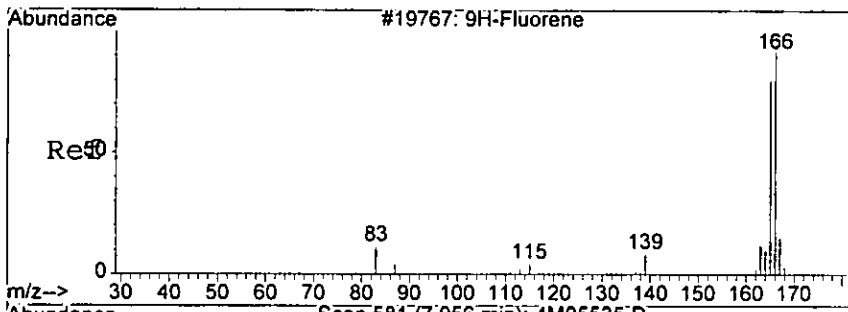
15938

Tgt Ion: 168 Resp: 31548

Ion	Ratio	Lower	Upper
168	100		
139	36.1	6.0	66.0

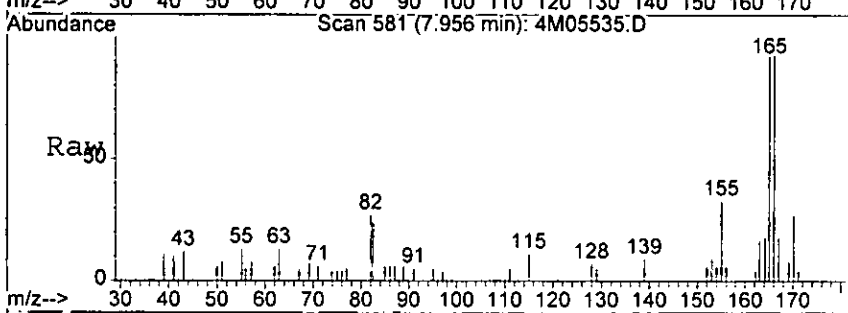


Handwritten signature

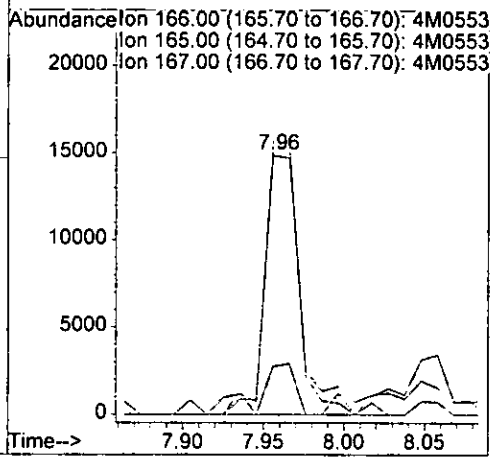
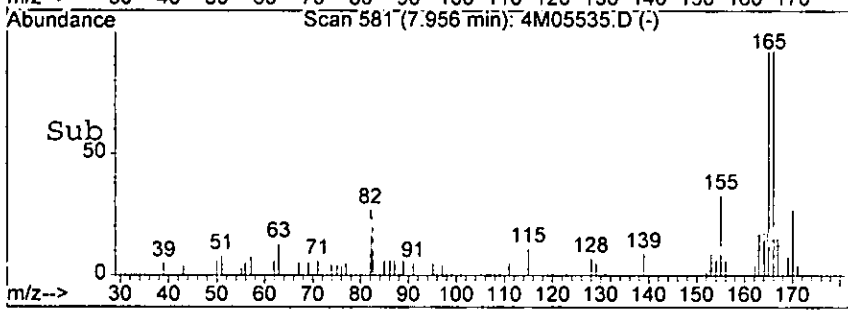


#55
 Fluorene
 Concen: 11.89 ng
 RT: 7.96 min Scan# 581
 Delta R.T. -0.03 min
 Lab File: 4M05535.D
 Acq: 11 Aug 2005 20:22

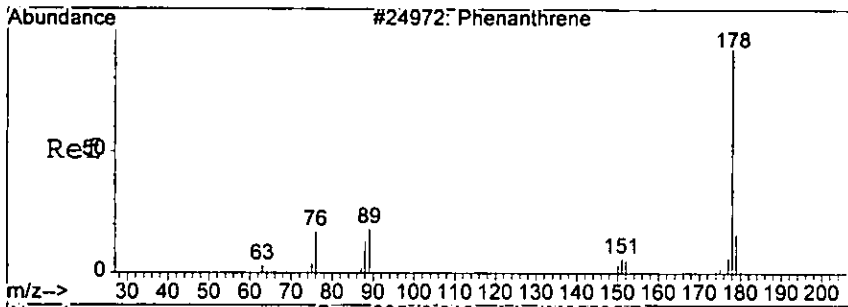
0870



Tgt Ion	Resp	Lower	Upper
166	21845		
166	100		
165	105.3	63.3	143.3
167	18.5	0.0	54.6



1085

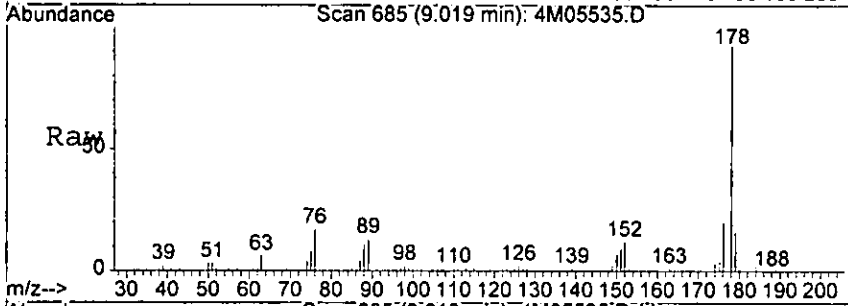


#67
 Phenanthrene
 Concen: 142.32 ng
 RT: 9.02 min Scan# 685
 Delta R.T. -0.02 min
 Lab File: 4M05535.D
 Acq: 11 Aug 2005 20:22

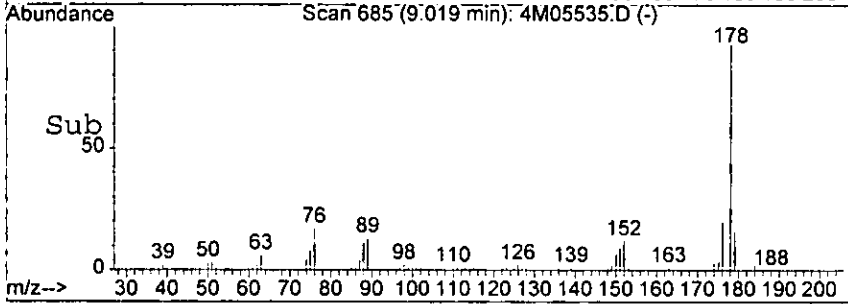
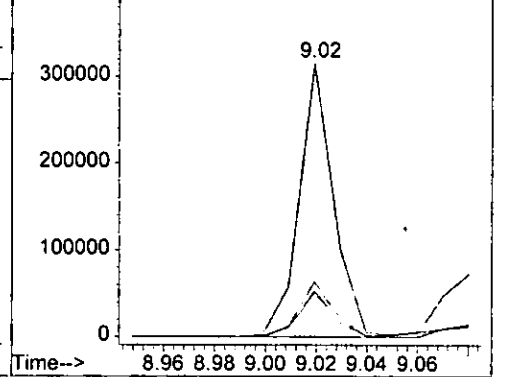
0871

Tgt Ion: 178 Resp: 296363

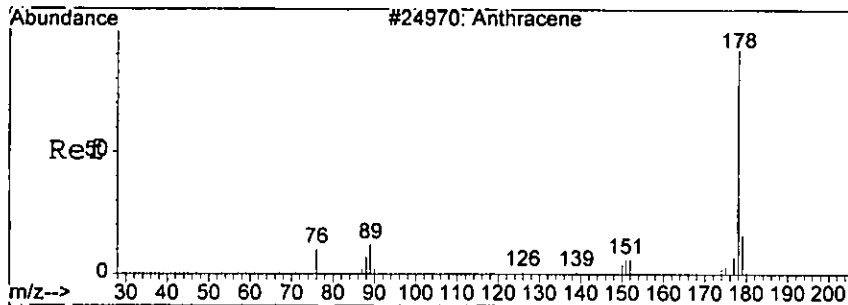
Ion	Ratio	Lower	Upper
178	100		
179	16.5	0.0	56.6
176	20.2	0.0	60.5



Abundance Ion 178.00 (177.70 to 178.70): 4M0553
 Ion 179.00 (178.70 to 179.70): 4M0553
 Ion 176.00 (175.70 to 176.70): 4M0553



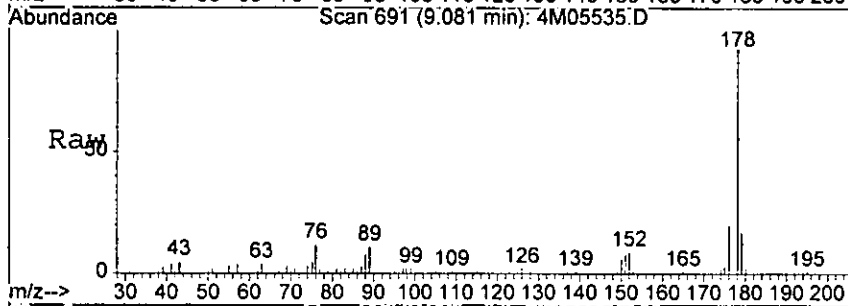
178



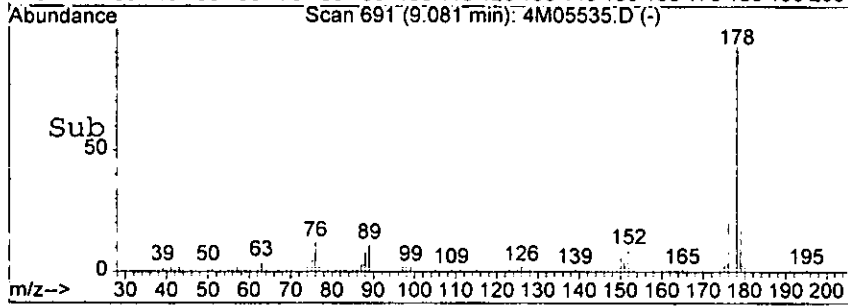
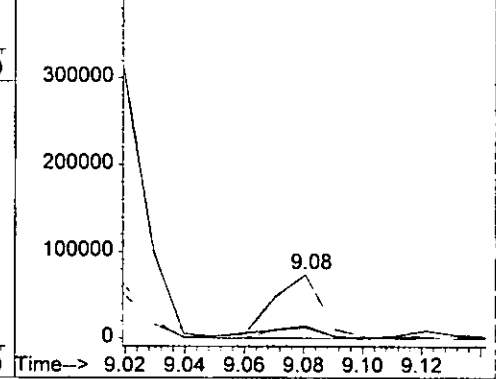
#68
 Anthracene
 Concen: 41.30 ng
 RT: 9.08 min Scan# 691
 Delta R.T. -0.02 min
 Lab File: 4M05535.D
 Acq: 11 Aug 2005 20:22

B872

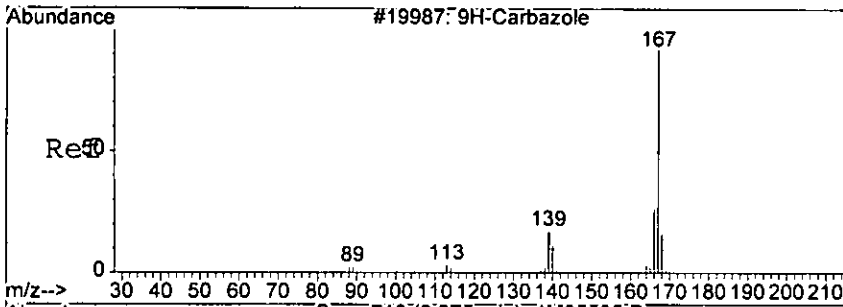
Tgt Ion	Resp	Lower	Upper
178	85661	100	
179	14.2	0.0	56.6
176	20.3	0.0	60.2



Abundance Ion 178.00 (177.70 to 178.70): 4M0553
 Ion 179.00 (178.70 to 179.70): 4M0553
 Ion 176.00 (175.70 to 176.70): 4M0553



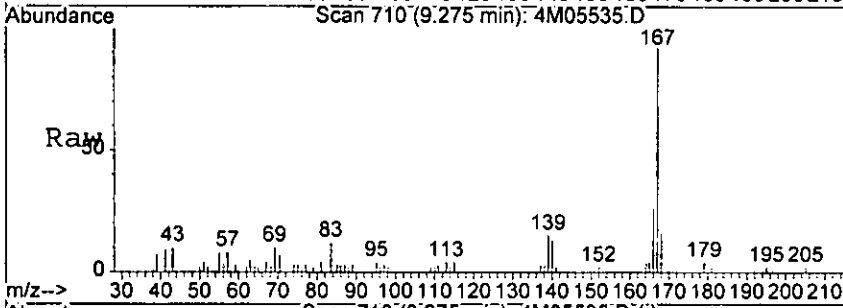
128105



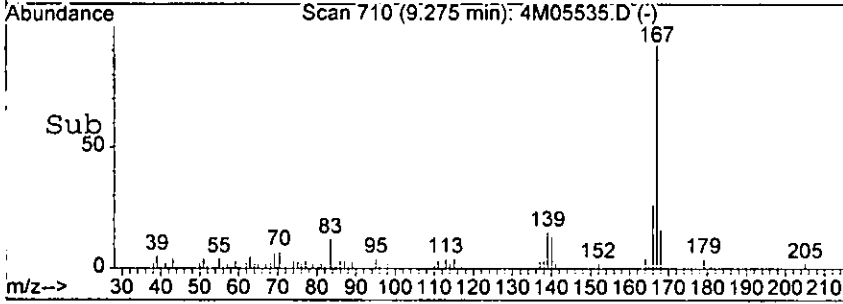
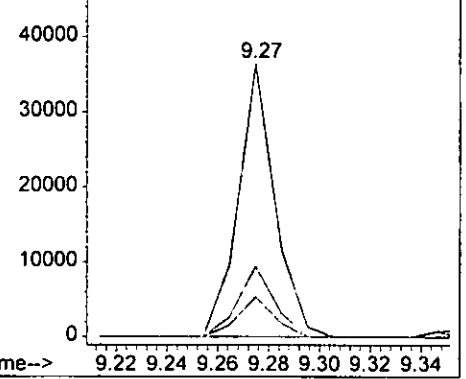
#69
 Carbazole
 Concen: 20.71 ng
 RT: 9.27 min Scan# 710
 Delta R.T. -0.02 min
 Lab File: 4M05535.D
 Acq: 11 Aug 2005 20:22

0873

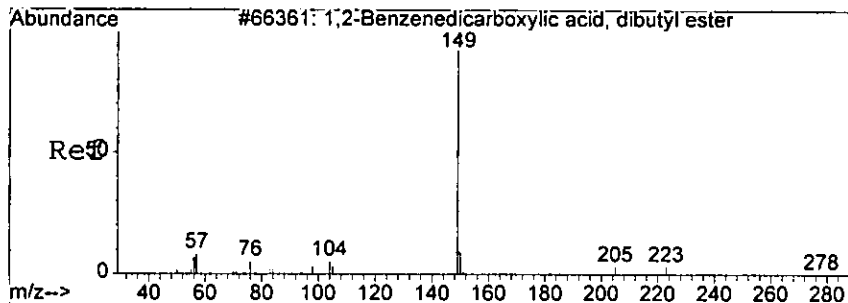
Tgt Ion	Resp	Lower	Upper
167	36238	100	100
166	25.9	4.9	44.9
139	14.6	0.0	33.9



Abundance Ion 167.10 (166.80 to 167.80): 4M0553
 Ion 166.20 (165.90 to 166.90): 4M0553
 Ion 139.05 (138.75 to 139.75): 4M0553

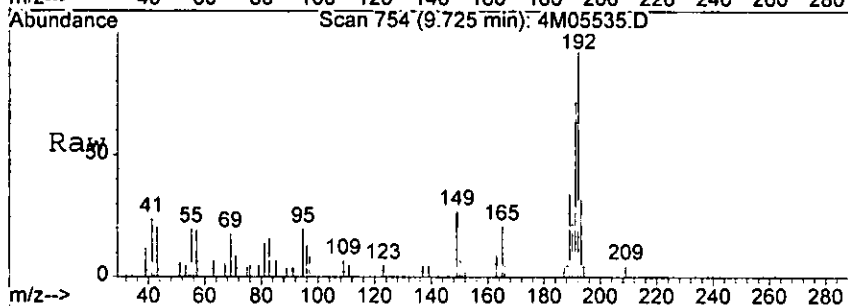


hepar



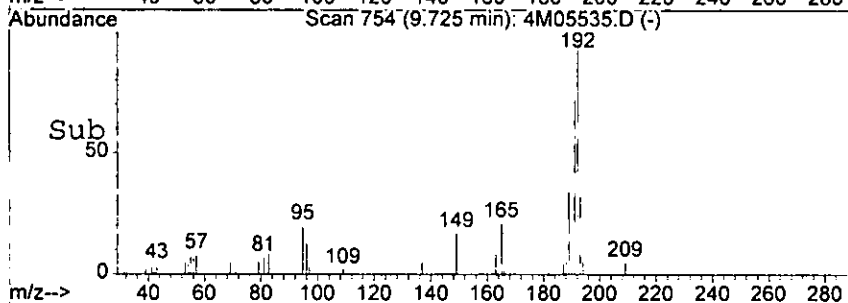
#70
 Di-n-butylphthalate
 Concen: 1.48 ng
 RT: 9.72 min Scan# 754
 Delta R.T. -0.02 min
 Lab File: 4M05535.D
 Acq: 11 Aug 2005 20:22

0874

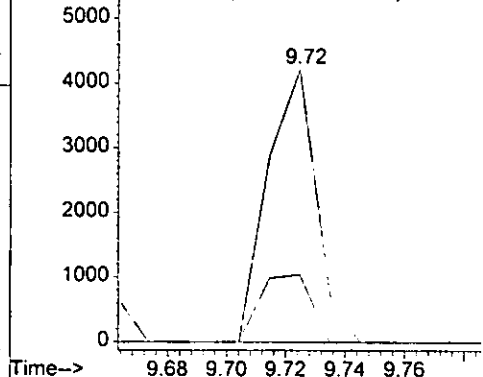


Tgt Ion: 149 Resp: 4794

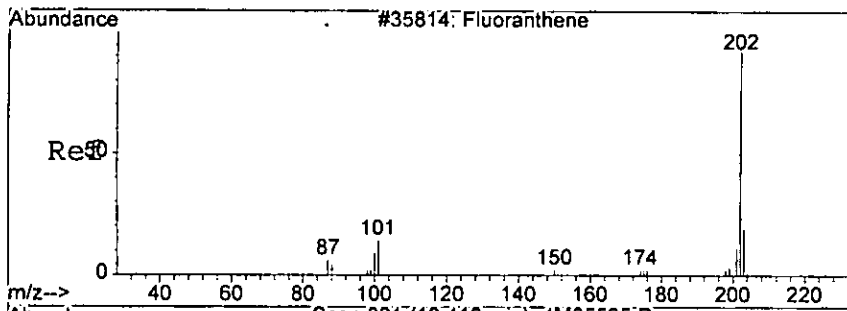
Ion	Ratio	Lower	Upper
149	100		
150	24.8	0.0	49.8
104	0.0	0.0	44.6



Abundance Ion 149.00 (148.70 to 149.70): 4M0553
 Ion 150.00 (149.70 to 150.70): 4M0553
 Ion 104.00 (103.70 to 104.70): 4M0553

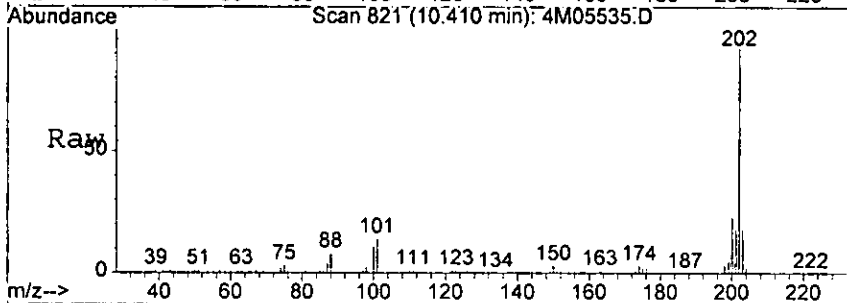


149

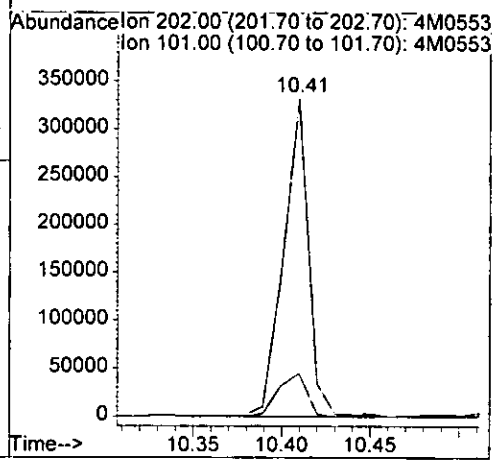
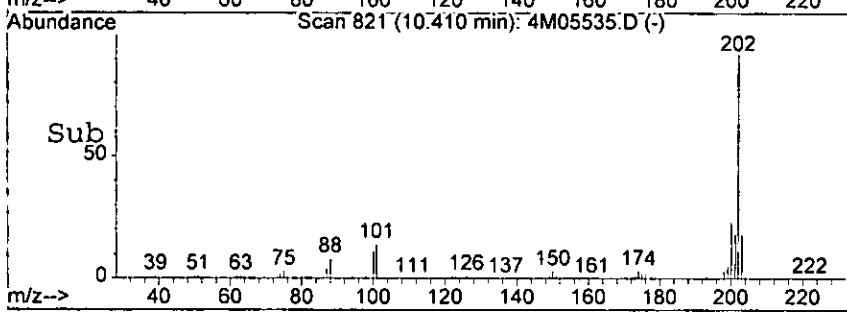


#71
 Fluoranthene
 Concen: 177.05 ng
 RT: 10.41 min Scan# 821
 Delta R.T. -0.01 min
 Lab File: 4M05535.D
 Acq: 11 Aug 2005 20:22

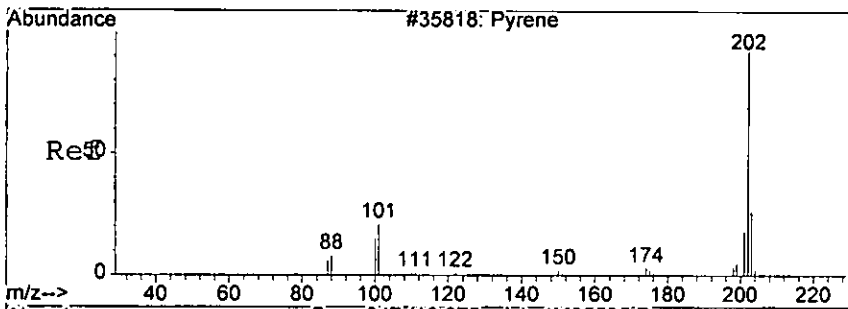
0875



Tgt Ion: 202 Resp: 324714
 Ion Ratio Lower Upper
 202 100
 101 13.5 0.0 58.3



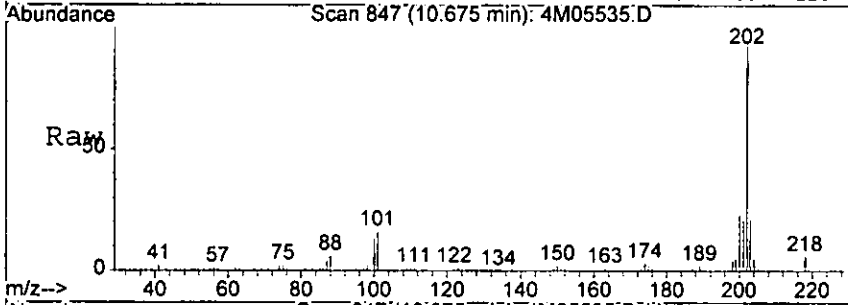
Handwritten signature



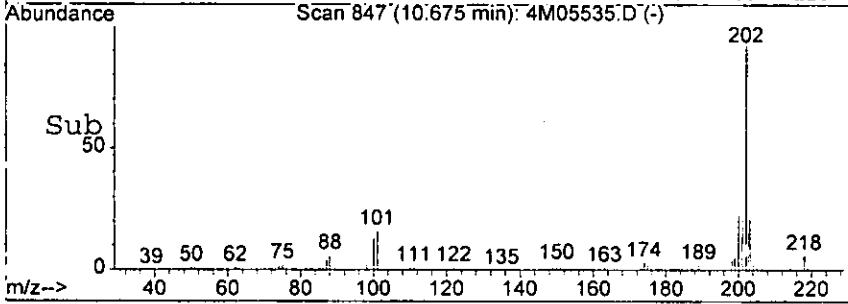
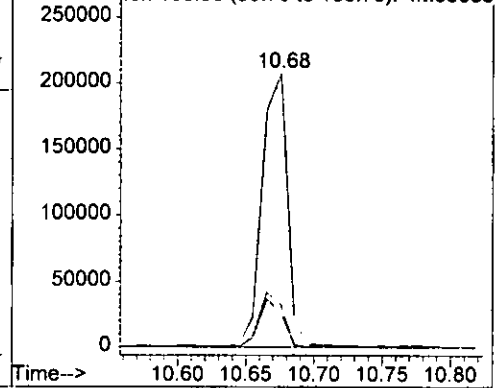
#73
 Pyrene
 Concen: 150.64 ng
 RT: 10.68 min Scan# 847
 Delta R.T. -0.01 min
 Lab File: 4M05535.D
 Acq: 11 Aug 2005 20:22

0876

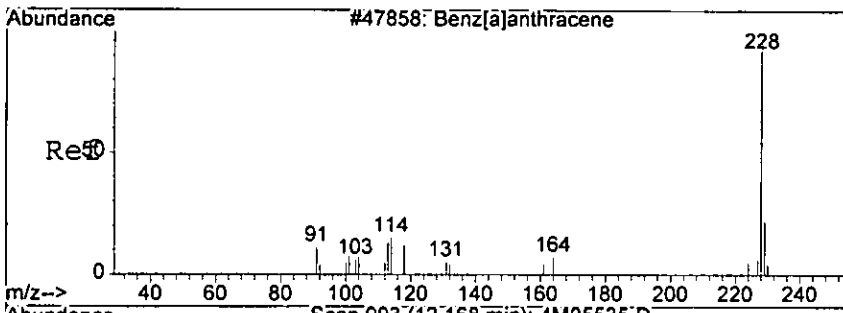
Tgt Ion	Ratio	Lower	Upper
202	100		
101	15.6	0.0	62.7
100	12.8	0.0	60.5



Abundance Ion 202.00 (201.70 to 202.70): 4M0553
 Ion 101.00 (100.70 to 101.70): 4M0553
 Ion 100.00 (99.70 to 100.70): 4M05535

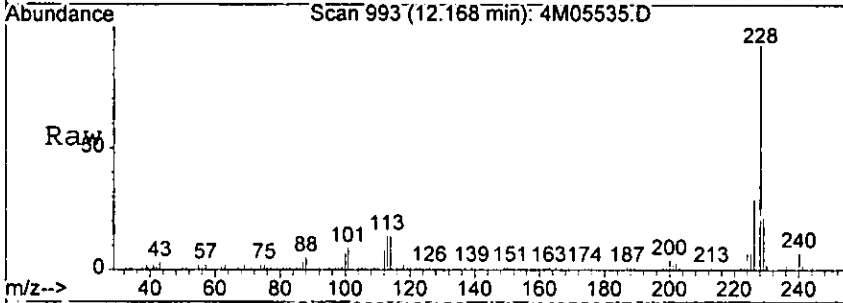


Handwritten signature/initials



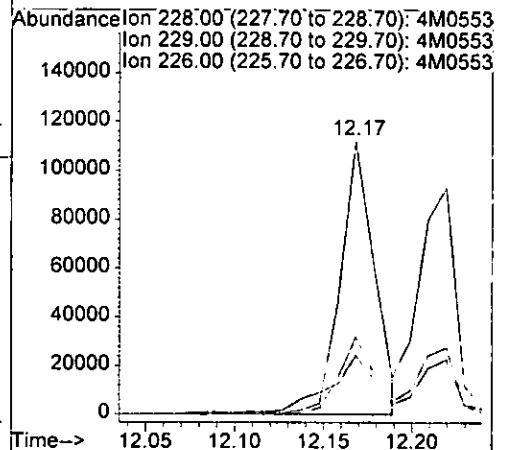
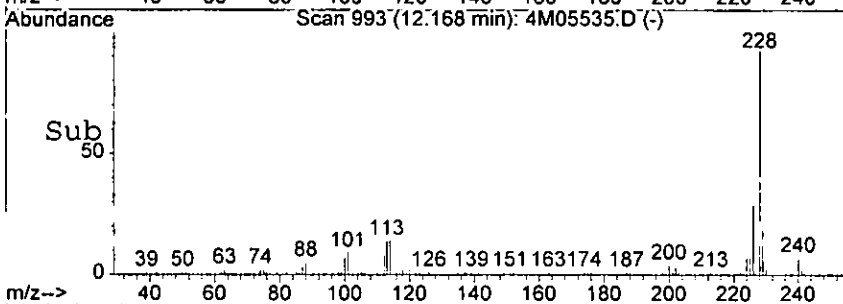
#78
 Benzo[a]anthracene
 Concen: 104.03 ng
 RT: 12.17 min Scan# 993
 Delta R.T. -0.02 min
 Lab File: 4M05535.D
 Acq: 11 Aug 2005 20:22

0877

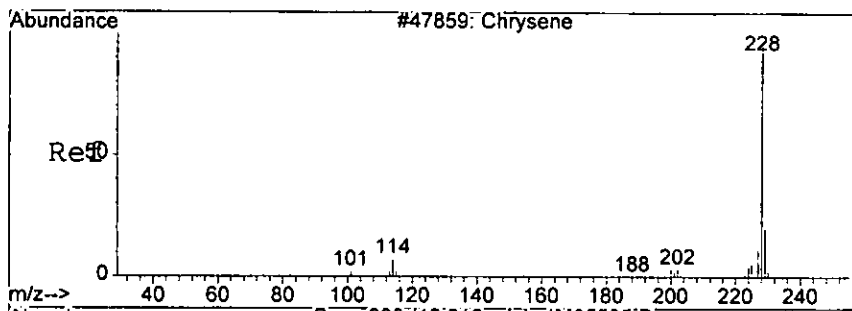


Tgt Ion: 228 Resp: 149789

Ion	Ratio	Lower	Upper
228	100		
229	20.8	0.0	60.5
226	28.6	0.0	69.0



1818

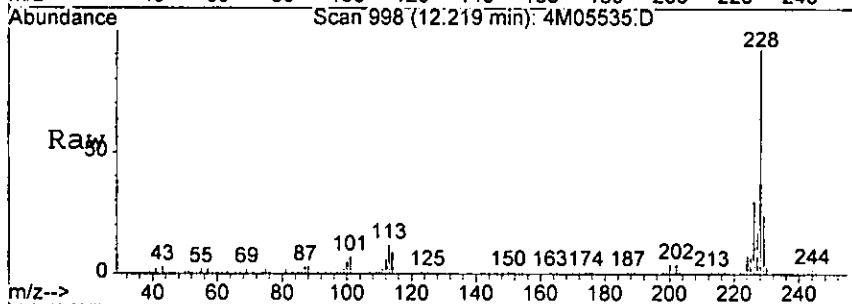


#79
 Chrysene
 Concen: 106.50 ng
 RT: 12.22 min Scan# 998
 Delta R.T. -0.01 min
 Lab File: 4M05535.D
 Acq: 11 Aug 2005 20:22

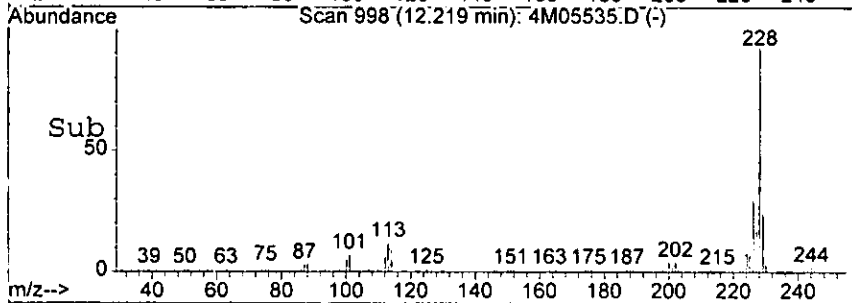
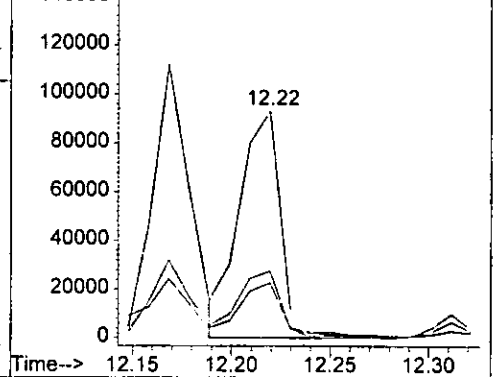
878

Tgt Ion: 228 Resp: 135936

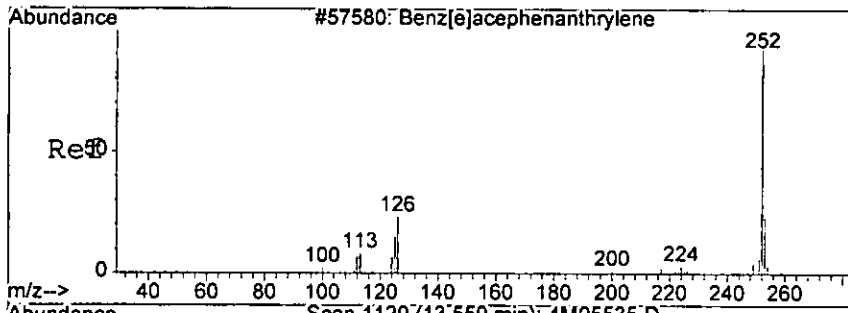
Ion	Ratio	Lower	Upper
228	100		
226	29.9	12.0	52.0
229	23.6	0.0	61.1



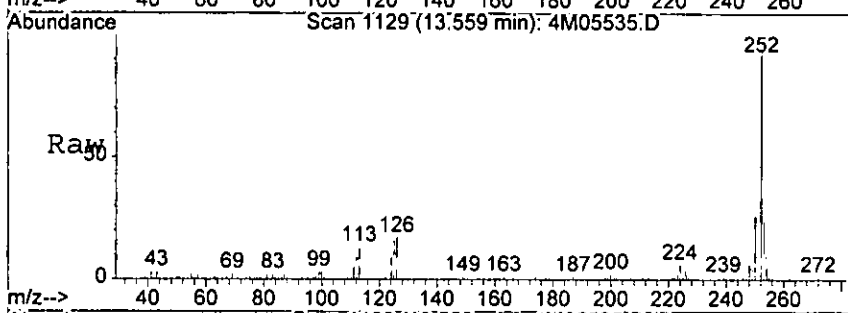
Abundance Ion 228.00 (227.70 to 228.70): 4M0553
 Ion 226.00 (225.70 to 226.70): 4M0553
 Ion 229.00 (228.70 to 229.70): 4M0553



12/8/05

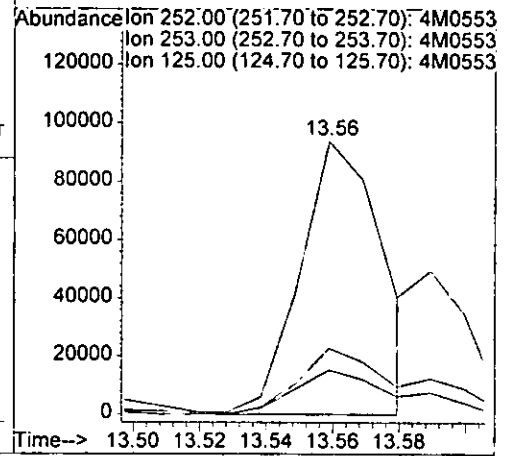
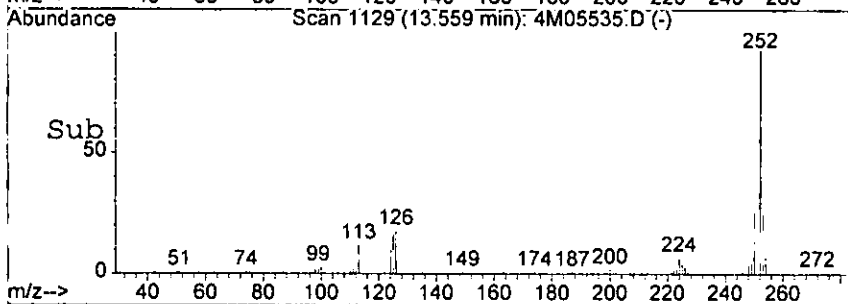


#83
 Benzo[b]fluoranthene **0875**
 Concen: 117.14 ng m
 RT: 13.56 min Scan# 1129
 Delta R.T. -0.02 min
 Lab File: 4M05535.D
 Acq: 11 Aug 2005 20:22

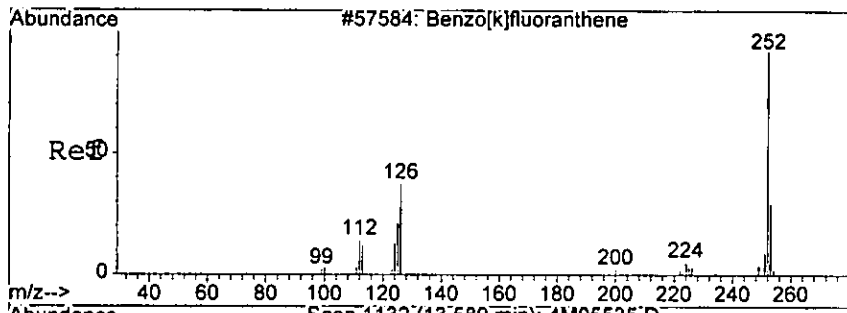


Tgt Ion: 252 Resp: 161202

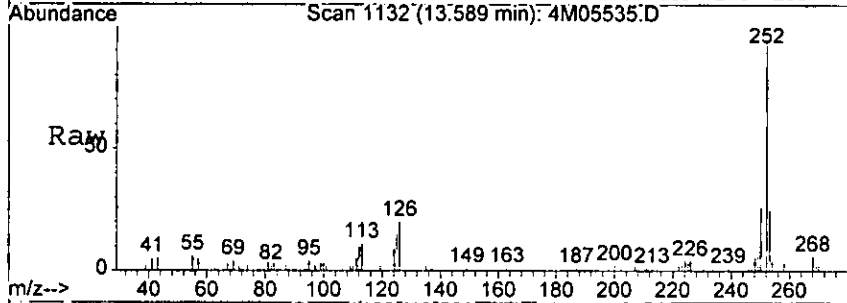
Ion	Ratio	Lower	Upper
252	100		
253	24.2	0.0	63.3
125	16.3	0.0	57.6



18181

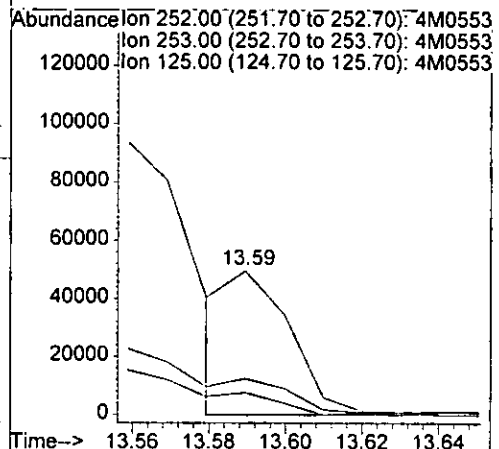
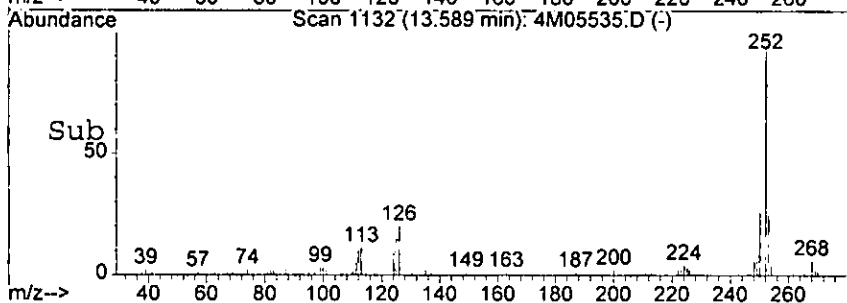


#84
 Benzo[k]fluoranthene
 Concen: 44.90 ng m
 RT: 13.59 min Scan# 1132
 Delta R.T. -0.02 min
 Lab File: 4M05535.D
 Acq: 11 Aug 2005 20:22

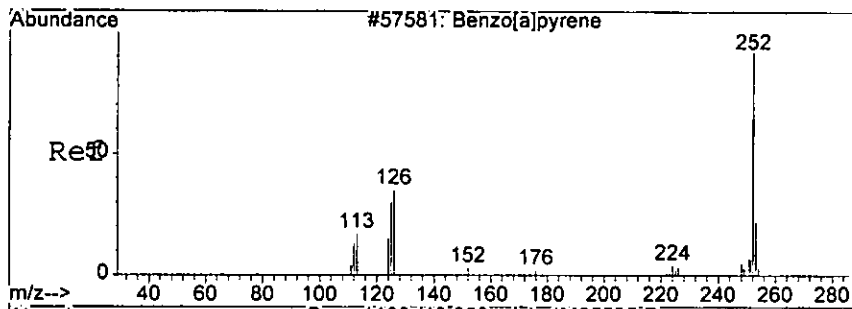


Tgt Ion: 252 Resp: 56494

Ion	Ratio	Lower	Upper
252	100		
253	25.1	0.0	63.5
125	15.2	0.0	53.8

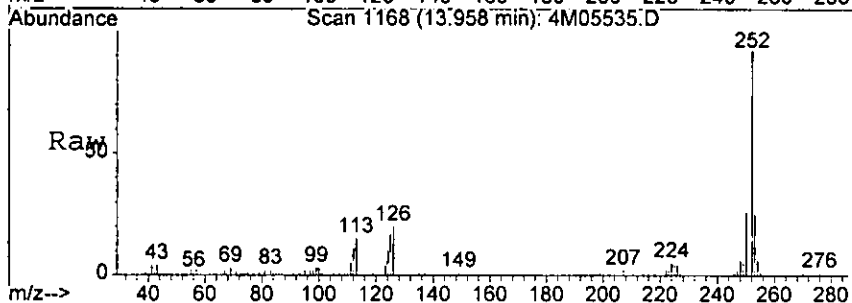


Later

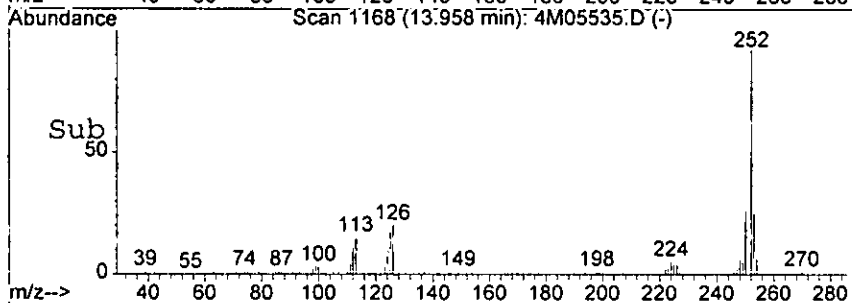
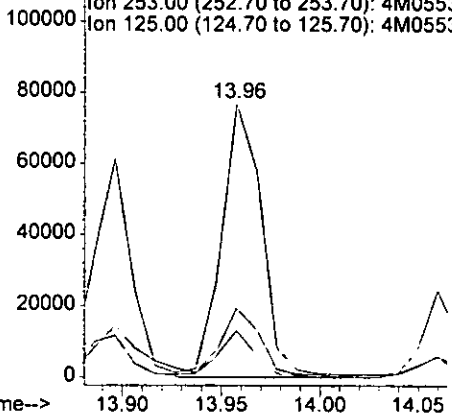


#85
 Benzo[a]pyrene
 Concen: 89.37 ng
 RT: 13.96 min Scan# 1168
 Delta R.T. -0.02 min
 Lab File: 4M05535.D
 Acq: 11 Aug 2005 20:22

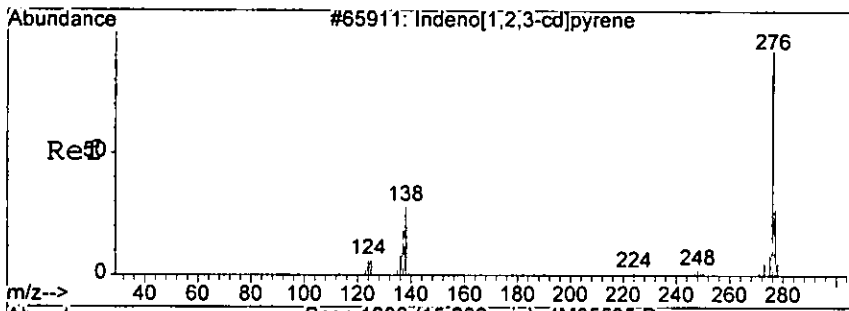
Tgt Ion	Resp	Lower	Upper
252	108288		
253	25.4	0.0	62.9
125	16.3	0.0	57.6



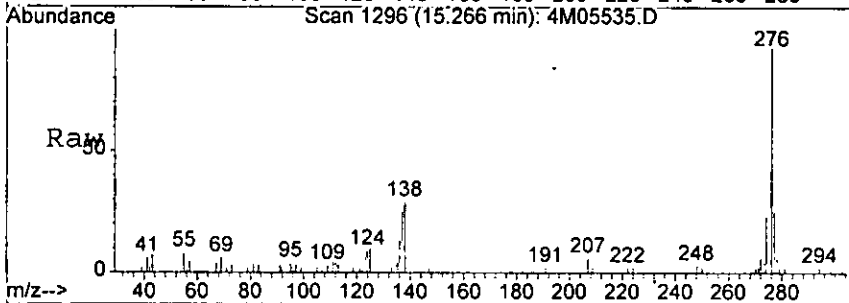
Abundance
 Ion 252.00 (251.70 to 252.70): 4M0553
 Ion 253.00 (252.70 to 253.70): 4M0553
 Ion 125.00 (124.70 to 125.70): 4M0553



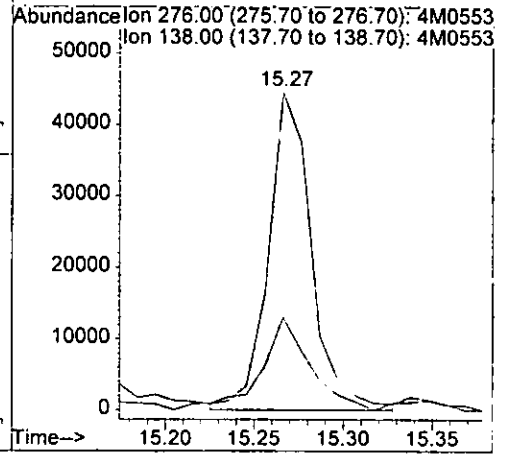
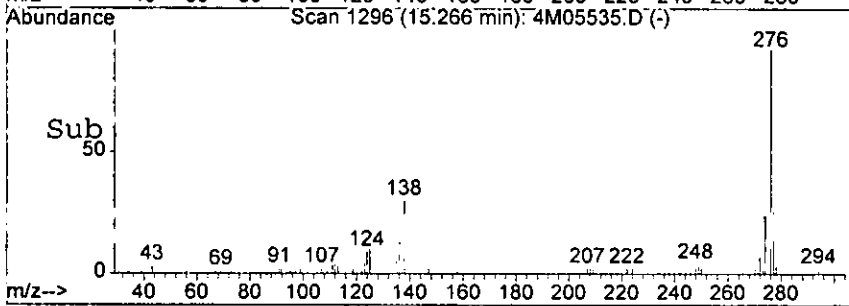
LOP



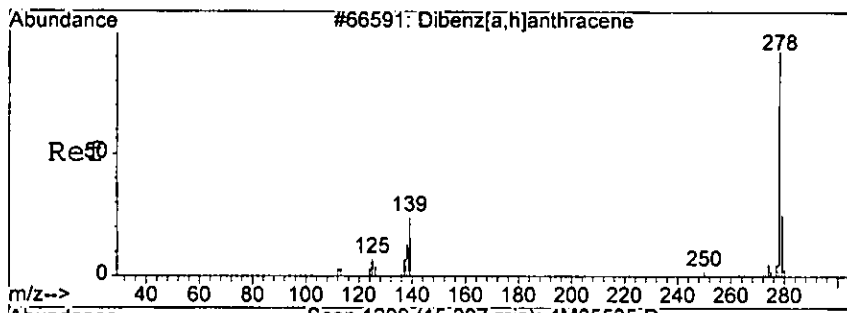
#86
 Indeno[1,2,3-cd]pyrene
 Concen: 54.61 ng
 RT: 15.27 min Scan# 1296
 Delta R.T. -0.02 min
 Lab File: 4M05535.D
 Acq: 11 Aug 2005 20:22



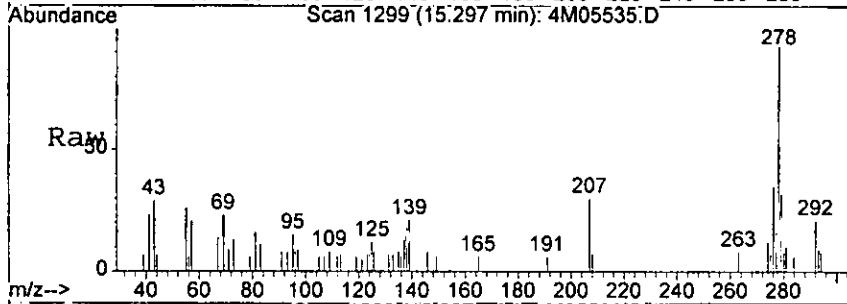
Tgt Ion: 276 Resp: 74608
 Ion Ratio Lower Upper
 276 100
 138 27.5 0.0 73.4



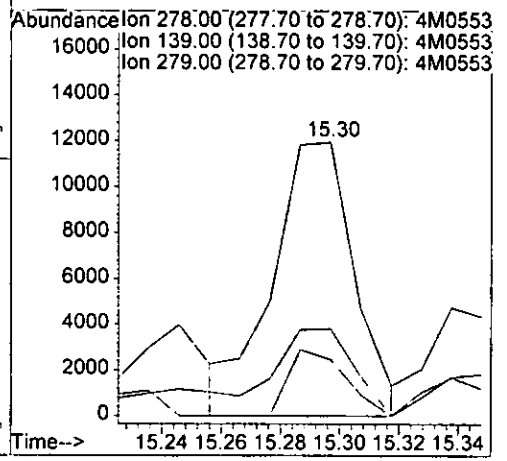
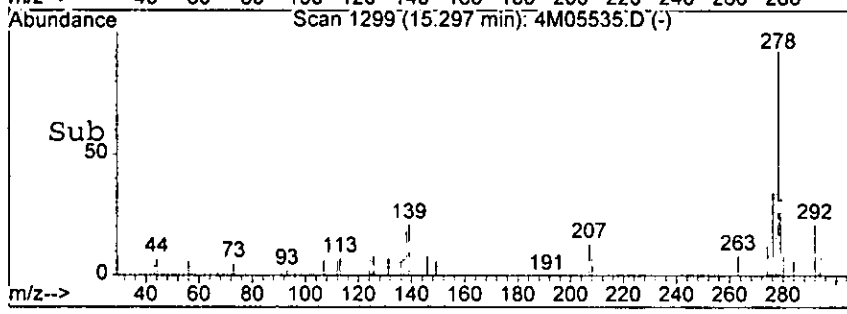
12818



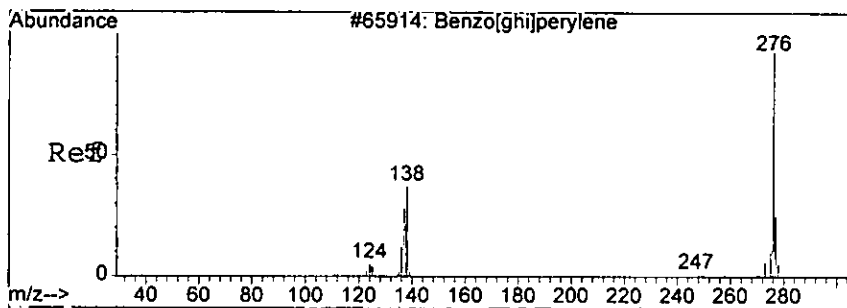
#87
 Dibenzo[a,h]anthracene
 Concen: 21.00 ng
 RT: 15.30 min Scan# 1299
 Delta R.T. -0.01 min
 Lab File: 4M05535.D
 Acq: 11 Aug 2005 20:22



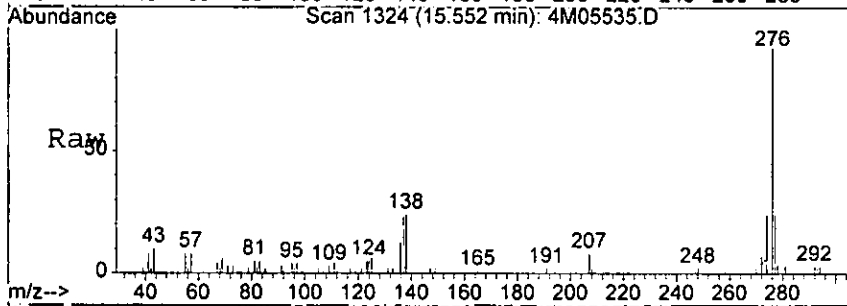
Tgt Ion	Ratio	Resp	Lower	Upper
278	100	22899		
139	23.3	0.0	63.8	
279	35.9	0.0	64.0	



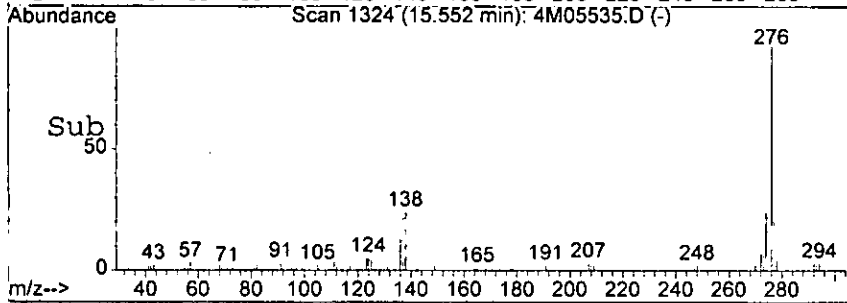
Handwritten signature



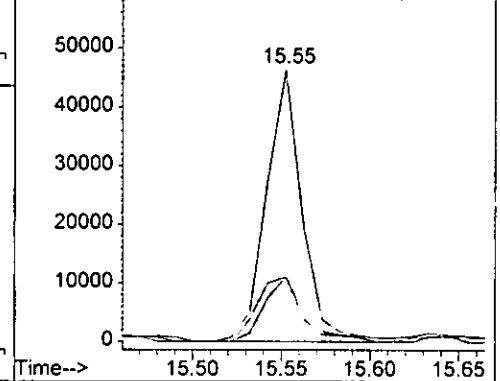
#88
 Benzo[g,h,i]perylene
 Concen: 57.21 ng
 RT: 15.55 min Scan# 1324
 Delta R.T. -0.01 min
 Lab File: 4M05535.D
 Acq: 11 Aug 2005 20:22



Tgt Ion	Resp	Lower	Upper
276	65471	100	
138	23.9	0.0	74.1
277	24.0	0.0	65.0



Abundance Ion 276.00 (275.70 to 276.70): 4M0553
 Ion 138.00 (137.70 to 138.70): 4M0553
 Ion 277.00 (276.70 to 277.70): 4M0553



Handwritten signature

Form1

ORGANICS SEMIVOLATILE REPORT

0885

Sample Number: AC18916-023(3X)
 Client Id: PCSB-55 (3.5)
 Data File: 4M05658.D
 Analysis Date: 08/16/05 16:01
 Date Rec/Extracted: 08/04/05-08/14/05

Matrix: Soil
 Initial Vol: 30g
 Final Vol: 1ml
 Dilution: 3
 Solids: 86

Units: mg/Kg

Cas #	Compound	RL	Conc	Cas #	Compound	RL	Conc
120-82-1	1,2,4-Trichlorobenzene	0.031	U	205-99-2	Benzo[b]fluoranthene	0.035	3.9
95-50-1	1,2-Dichlorobenzene	0.053	U	191-24-2	Benzo[g,h,i]perylene	0.022	2.1
122-66-7	1,2-Diphenylhydrazine	0.034	U	207-08-9	Benzo[k]fluoranthene	0.038	1.5
541-73-1	1,3-Dichlorobenzene	0.049	U	111-91-1	bis(2-Chloroethoxy)methan	0.027	U
106-46-7	1,4-Dichlorobenzene	0.059	U	111-44-4	bis(2-Chloroethyl)ether	0.061	U
95-95-4	2,4,5-Trichlorophenol	1.6	U	108-60-1	bis(2-chloroisopropyl)ether	0.038	U
88-06-2	2,4,6-Trichlorophenol	2.8	U	117-81-7	bis(2-Ethylhexyl)phthalate	0.10	U
120-83-2	2,4-Dichlorophenol	0.19	U	85-68-7	Butylbenzylphthalate	0.047	U
105-67-9	2,4-Dimethylphenol	0.16	U	86-74-8	Carbazole	0.034	U
51-28-5	2,4-Dinitrophenol	0.79	U	218-01-9	Chrysene	0.024	2.9
121-14-2	2,4-Dinitrotoluene	0.043	U	84-74-2	Di-n-butylphthalate	0.026	U
606-20-2	2,6-Dinitrotoluene	0.048	U	117-84-0	Di-n-octylphthalate	0.027	U
91-58-7	2-Chloronaphthalene	0.032	U	53-70-3	Dibenzo[a,h]anthracene	0.041	0.69
95-57-8	2-Chlorophenol	0.24	U	132-64-9	Dibenzofuran	0.15	1.5
91-57-6	2-Methylnaphthalene	0.15	2.5	84-66-2	Diethylphthalate	0.032	U
95-48-7	2-Methylphenol	0.55	U	131-11-3	Dimethylphthalate	0.026	U
88-74-4	2-Nitroaniline	0.082	U	206-44-0	Fluoranthene	0.033	4.6
88-75-5	2-Nitrophenol	0.14	U	86-73-7	Fluorene	0.029	3.3
106-44-5	3&4-Methylphenol	0.62	U	118-74-1	Hexachlorobenzene	0.054	U
91-94-1	3,3'-Dichlorobenzidine	0.25	U	87-68-3	Hexachlorobutadiene	0.049	U
99-09-2	3-Nitroaniline	0.48	U	77-47-4	Hexachlorocyclopentadiene	0.31	U
534-52-1	4,6-Dinitro-2-methylphenol	0.22	U	67-72-1	Hexachloroethane	0.087	U
101-55-3	4-Bromophenyl-phenylether	0.045	U	193-39-5	Indeno[1,2,3-cd]pyrene	0.016	2.0
59-50-7	4-Chloro-3-methylphenol	0.30	U	78-59-1	Isophorone	0.036	U
106-47-8	4-Chloroaniline	0.90	U	621-64-7	N-Nitroso-di-n-propylamine	0.056	U
7005-72-3	4-Chlorophenyl-phenylether	0.054	U	62-75-9	N-Nitrosodimethylamine	1.4	U
100-01-6	4-Nitroaniline	0.29	U	86-30-6	n-Nitrosodiphenylamine	0.055	U
100-02-7	4-Nitrophenol	0.21	U	91-20-3	Naphthalene	0.027	2.6
83-32-9	Acenaphthene	0.049	2.8	98-95-3	Nitrobenzene	0.046	U
208-96-8	Acenaphthylene	0.027	U	87-86-5	Pentachlorophenol	0.14	U
120-12-7	Anthracene	0.030	1.6	85-01-8	Phenanthrene	0.027	6.8
92-87-5	Benzidine	0.26	U	108-95-2	Phenol	0.18	U
56-55-3	Benzo[a]anthracene	0.020	2.7	129-00-0	Pyrene	0.027	4.5
50-32-8	Benzo[a]pyrene	0.027	2.9				

Worksheet #: 18415

Total Target Concentration 48.89

U - Indicates the compound was analyzed but not detected.
 B - Indicates the analyte was found in the blank as well as in the sample.
 E - Indicates the analyte concentration exceeds the calibration range of the instrument.

R - Retention Time Out
 J - Indicates an estimated value when a compound is detected at less than the specified detection limit.

Data File : G:\GcMsData\2005\Gcms_4\Data\08-16-05\4M05658.D Vial: 83
 Acq On : 16 Aug 2005 16:01 Operator: AHD
 Sample : AC18916-023 (3X) Inst : GCMS_4
 Misc : S,BNA:3 Multiplr: 1.00
 MS Integration Params: RTEINT.P
 Quant Time: Aug 18 13:14 2005

Quant Results File: 4M_0812.RES

Quant Method : G:\GCMSDATA\2005\GCMS_4\METHODS\4M_0812.M (RTE Integrator)
 Title : @GCMS_4,mg,625,8270
 Last Update : Fri Aug 12 11:52:03 2005
 Response via : Initial Calibration
 DataAcq Meth : 4M_0812

Internal Standards	R.T.	QIon	Response	Conc	Units	Dev (Min)
1) 1,4-Dichlorobenzene-d4	4.80	152	41816	40.00	ng	-0.03
19) Naphthalene-d8	5.81	136	108977	40.00	ng	-0.02
35) Acenaphthene-d10	7.36	164	48746	40.00	ng	-0.02
59) Phenanthrene-d10	8.96	188	68203	40.00	ng	-0.02
72) Chrysene-d12	12.12	240	53864	40.00	ng	-0.04
81) Perylene-d12	13.98	264	42907	40.00	ng	-0.03

System Monitoring Compounds

4) 2-Fluorophenol	3.66	112	57521	46.85	ng	-0.02
Spiked Amount	200.000		Recovery	=	23.43%	
7) Phenol-d5	4.53	99	75058	45.55	ng	-0.02
Spiked Amount	200.000		Recovery	=	22.78%	
20) Nitrobenzene-d5	5.25	128	13985	27.60	ng	-0.02
Spiked Amount	100.000		Recovery	=	27.60%	
40) 2-Fluorobiphenyl	6.72	172	44895	28.97	ng	-0.02
Spiked Amount	100.000		Recovery	=	28.97%	
62) 2,4,6-Tribromophenol	8.19	332	17624	57.77	ng	-0.02
Spiked Amount	200.000		Recovery	=	28.89%	
75) Terphenyl-d14	10.85	244	36841	25.36	ng	-0.03
Spiked Amount	100.000		Recovery	=	25.36%	

Target Compounds

Target Compounds	R.T.	QIon	Response	Conc	Units	Qvalue
29) Naphthalene	5.82	128	58583	22.65	ng	93
33) 2-Methylnaphthalene	6.40	142	38595	21.80	ng	97
49) Acenaphthene	7.39	153	32214	23.97	ng	99
52) Dibenzofuran	7.56	168	24554	12.80	ng	64
55) Fluorene	7.92	166	41248	28.77	ng	93
67) Phenanthrene	8.98	178	99545	58.91	ng	96
68) Anthracene	9.04	178	24161	13.78	ng	64
71) Fluoranthene	10.37	202	70937	39.98	ng	89
73) Pyrene	10.62	202	77818	38.99	ng	96
78) Benzo[a]anthracene	12.11	228	39379	23.58	ng	92
79) Chrysene	12.17	228	37060	24.65	ng	98
83) Benzo[b]fluoranthene	13.50	252	57820m	33.71	ng	
84) Benzo[k]fluoranthene	13.54	252	19808m	13.23	ng	
85) Benzo[a]pyrene	13.90	252	36152	25.21	ng	96
86) Indeno[1,2,3-cd]pyrene	15.21	276	26146	17.40	ng	87
87) Dibenzo[a,h]anthracene	15.23	278	7244	5.92	ng	95
88) Benzo[g,h,i]perylene	15.50	276	21208	17.66	ng	90

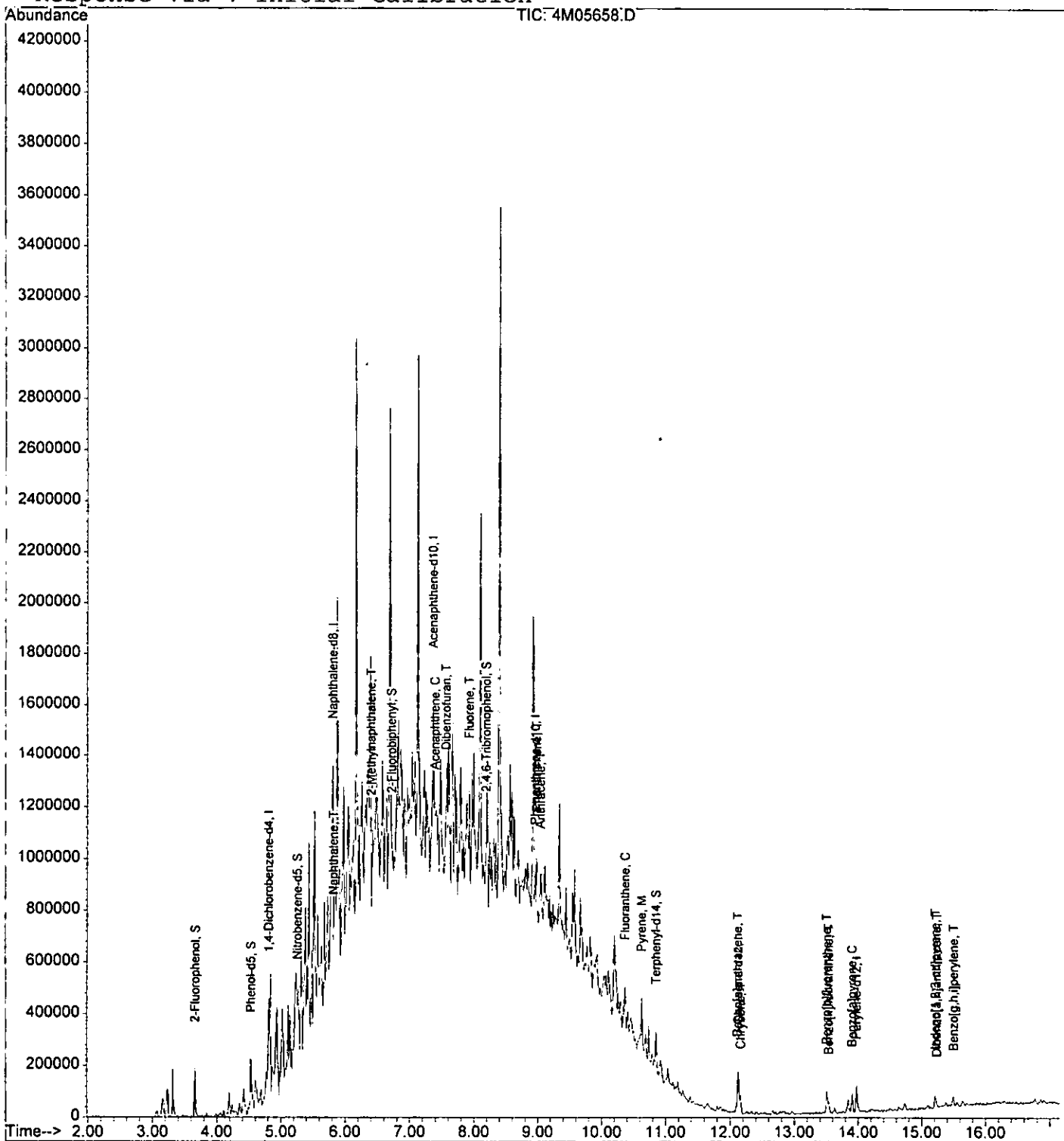
(#) = qualifier out of range (m) = manual integration

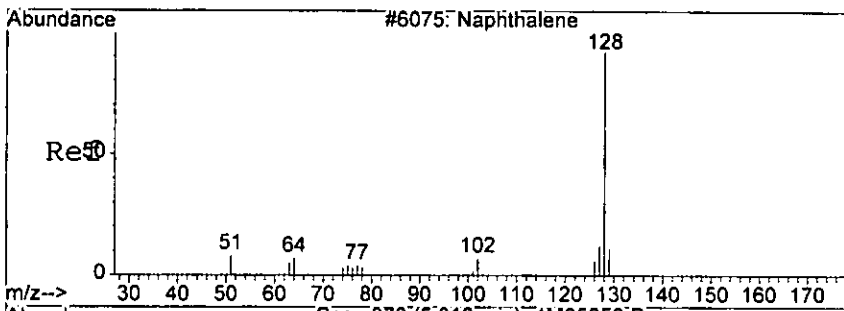
Quantitation Report

Data File : G:\GcMsData\2005\Gcms_4\Data\08-16-05\4M05658.D Vial: 0837
 Acq On : 16 Aug 2005 16:01 Operator: AHD
 Sample : AC18916-023(3X) Inst : GCMS_4
 Misc : S,BNA:3 Multiplr: 1.00
 MS Integration Params: RTEINT.P
 Quant Time: Aug 18 13:14 2005

Quant Results File: 4M_0812.RES

Method : G:\GCMSDATA\2005\GCMS_4\METHODS\4M_0812.M (RTE Integrator)
 Title : @GCMS_4,mg,625,8270
 Last Update : Fri Aug 12 11:52:03 2005
 Response via : Initial Calibration

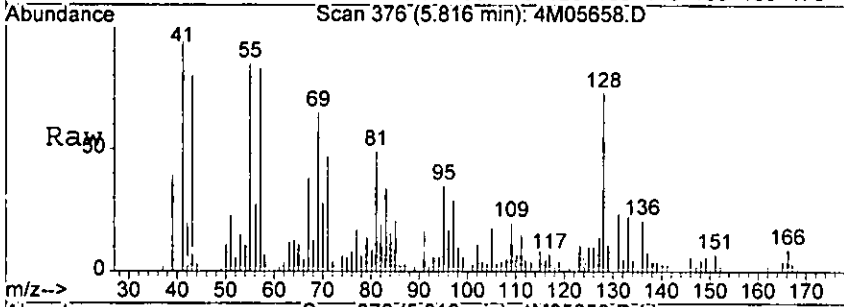




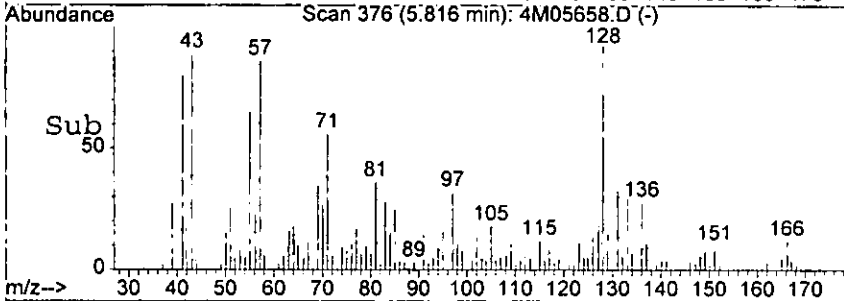
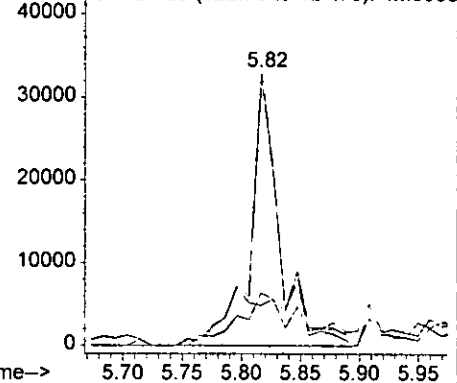
#29
 Naphthalene
 Concen: 22.65 ng
 RT: 5.82 min Scan# 376
 Delta R.T. -0.02 min
 Lab File: 4M05658.D
 Acq: 16 Aug 2005 16:01

3880

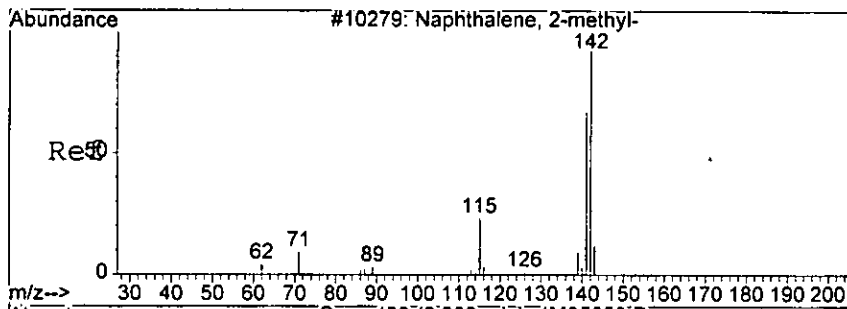
Tgt Ion	Ratio	Lower	Upper
128	100		
129	14.9	0.0	51.8
127	19.4	0.0	57.0



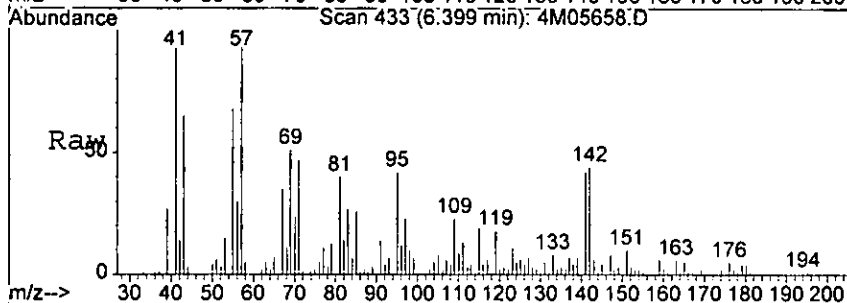
Abundance Ion 128.00 (127.70 to 128.70): 4M0565
 Ion 129.00 (128.70 to 129.70): 4M0565
 Ion 127.00 (126.70 to 127.70): 4M0565



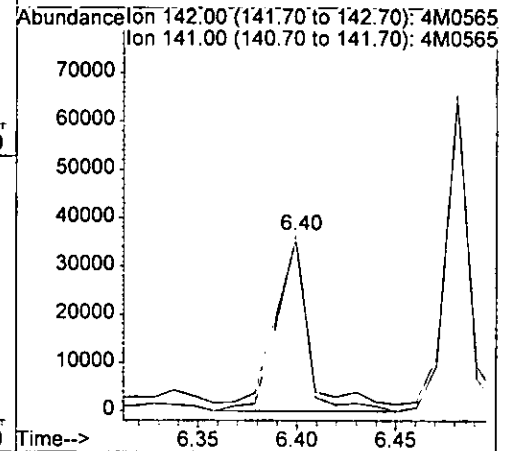
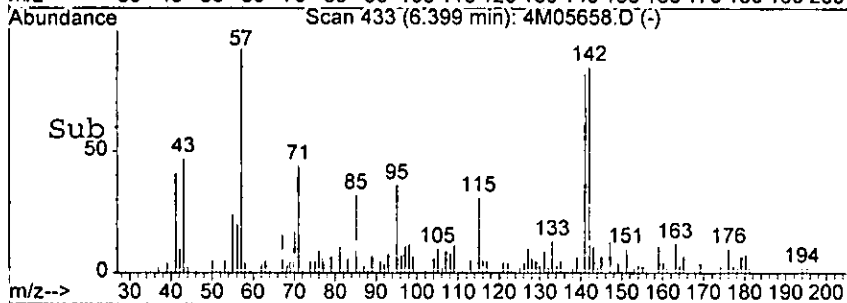
1818



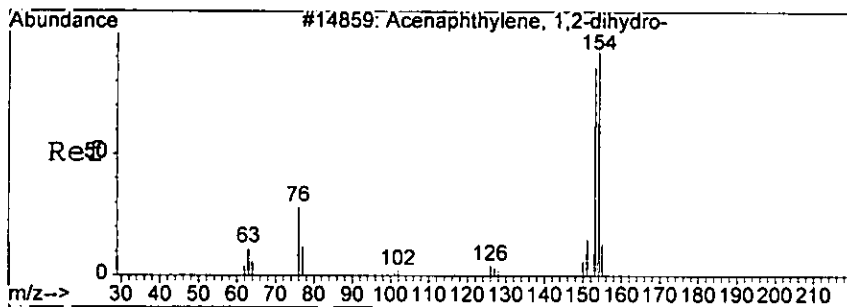
#33
 2-Methylnaphthalene
 Concen: 21.80 ng
 RT: 6.40 min Scan# 433
 Delta R.T. -0.02 min
 Lab File: 4M05658.D
 Acq: 16 Aug 2005 16:01



Tgt Ion:142 Resp: 38595
 Ion Ratio Lower Upper
 142 100
 141 92.4 55.7 135.7

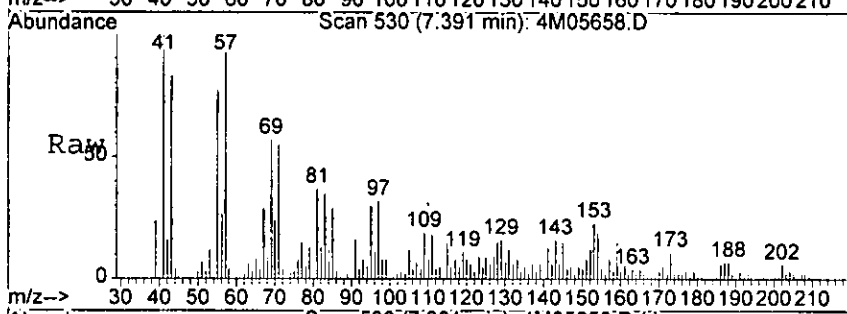


LC818 ✓



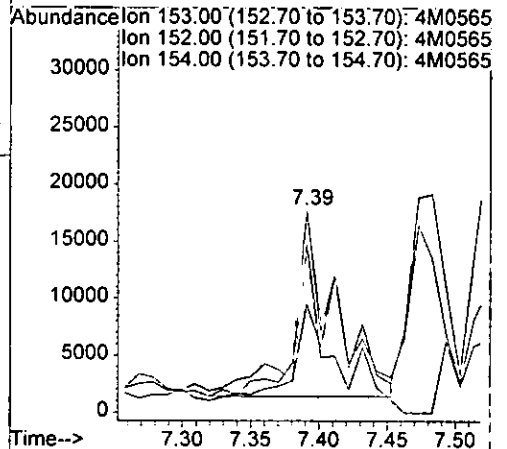
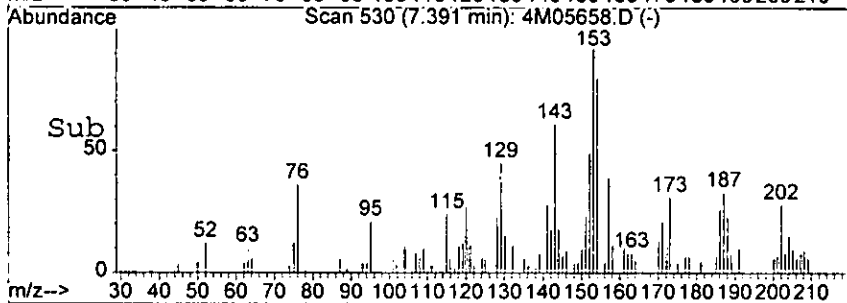
#49
 Acenaphthene
 Concen: 23.97 ng
 RT: 7.39 min Scan# 530
 Delta R.T. -0.02 min
 Lab File: 4M05658.D
 Acq: 16 Aug 2005 16:01

06580

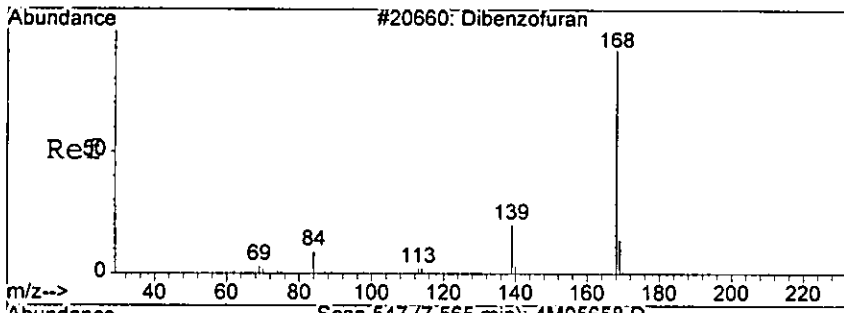


Tgt Ion: 153 Resp: 32214

Ion	Ratio	Lower	Upper
153	100		
152	46.9	8.3	88.3
154	84.3	45.1	125.1



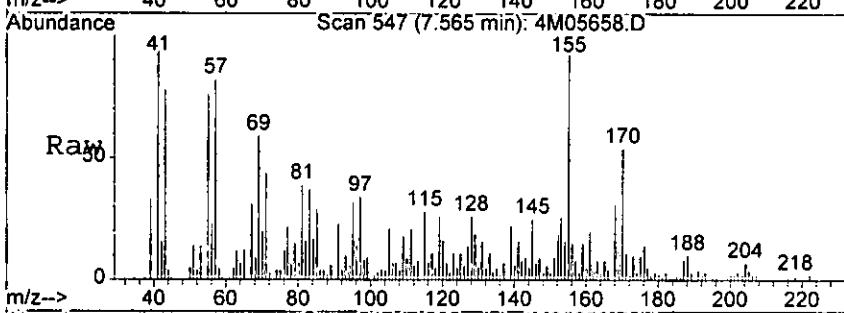
1818



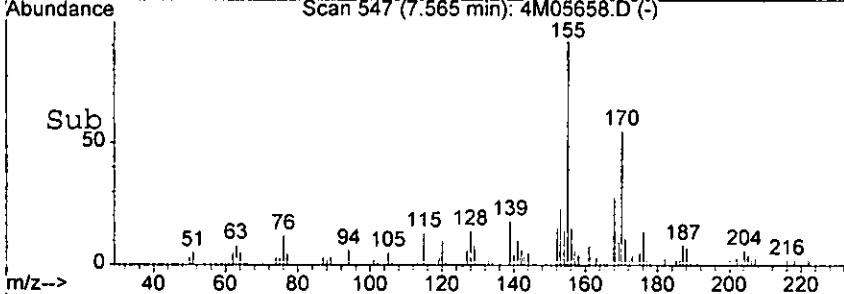
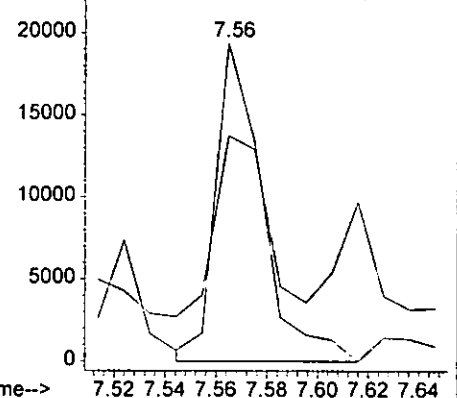
#52
 Dibenzofuran
 Concen: 12.80 ng
 RT: 7.56 min Scan# 547
 Delta R.T. -0.03 min
 Lab File: 4M05658.D
 Acq: 16 Aug 2005 16:01

03911680

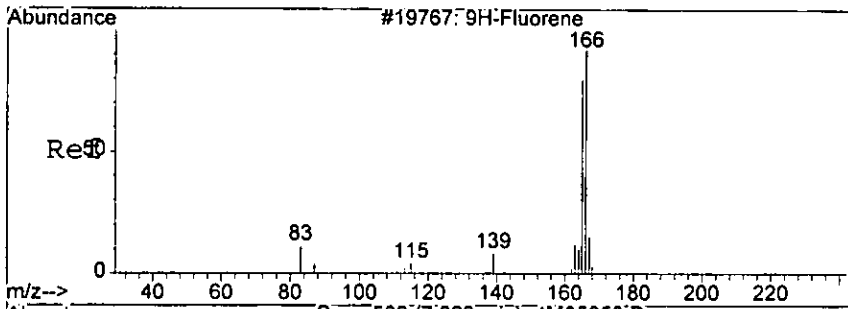
Tgt Ion:168 Resp: 24554
 Ion Ratio Lower Upper
 168 100
 139 56.9 6.0 66.0



Abundance Ion 168.00 (167.70 to 168.70): 4M0565
 Ion 139.00 (138.70 to 139.70): 4M0565

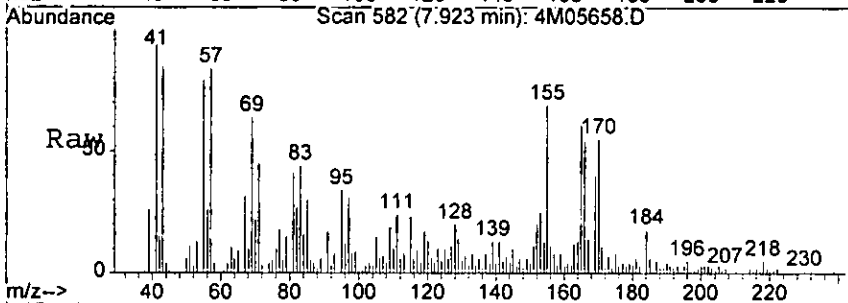


1818



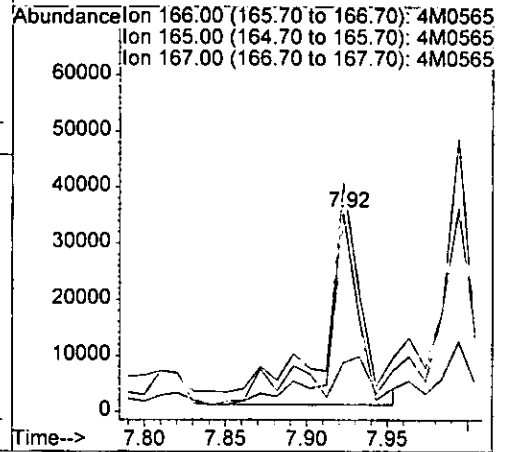
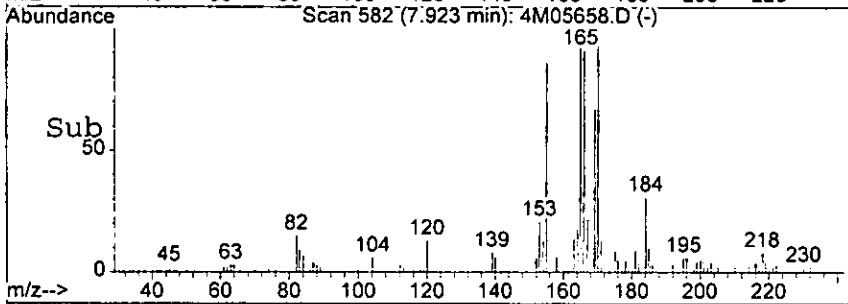
#55
 Fluorene
 Concen: 28.77 ng
 RT: 7.92 min Scan# 582
 Delta R.T. -0.02 min
 Lab File: 4M05658.D
 Acq: 16 Aug 2005 16:01

0892

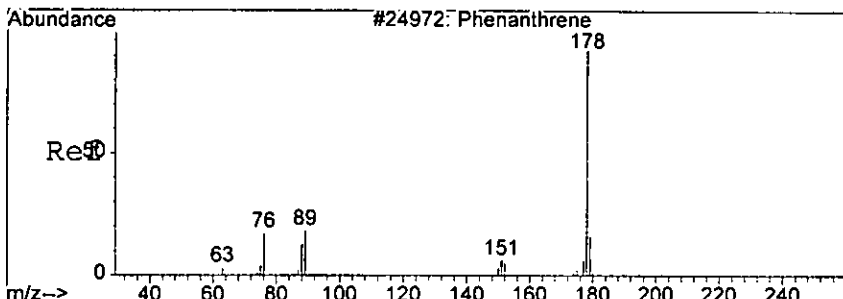


Tgt Ion: 166 Resp: 41248

Ion	Ratio	Lower	Upper
166	100		
165	109.2	63.3	143.3
167	22.3	0.0	54.6

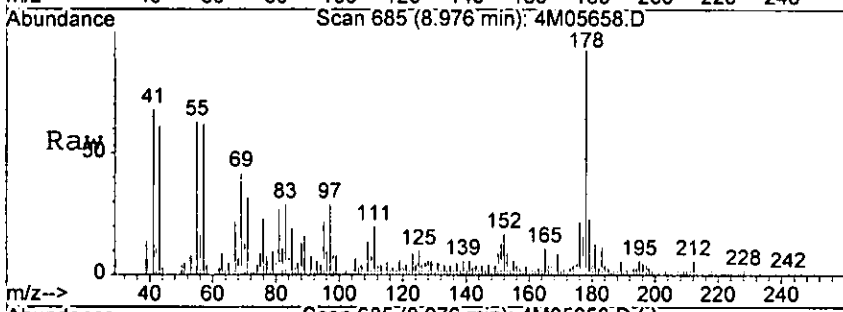


1818

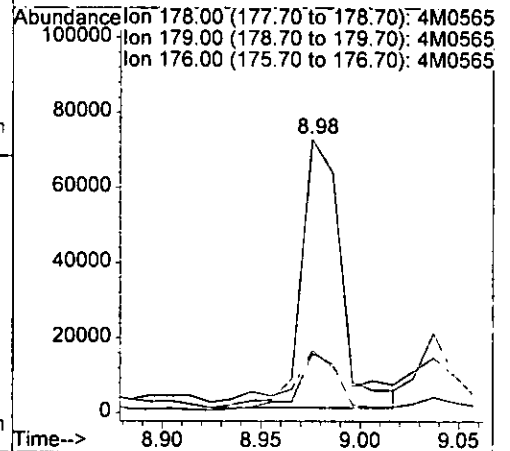
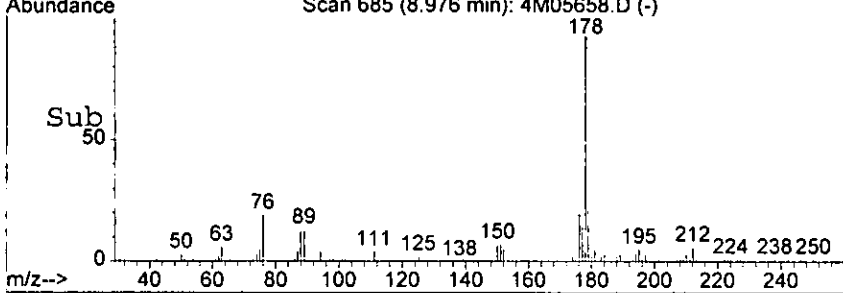


#67
 Phenanthrene
 Concen: 58.91 ng
 RT: 8.98 min Scan# 685
 Delta R.T. -0.03 min
 Lab File: 4M05658.D
 Acq: 16 Aug 2005 16:01

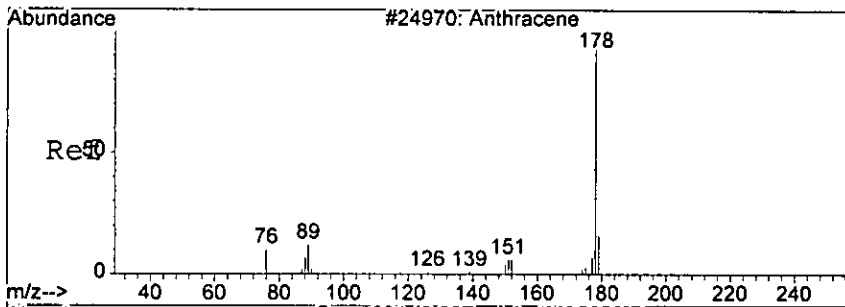
0033



Tgt Ion	Resp	Lower	Upper
178	99545		
179	19.5	0.0	56.6
176	21.2	0.0	60.5

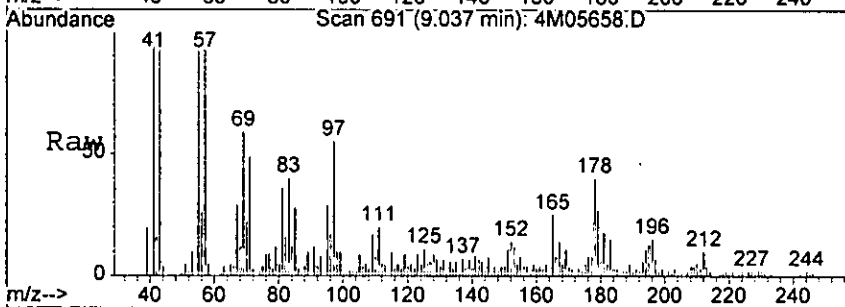


18185



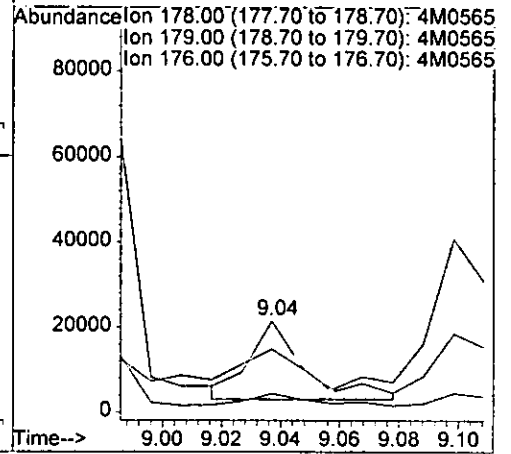
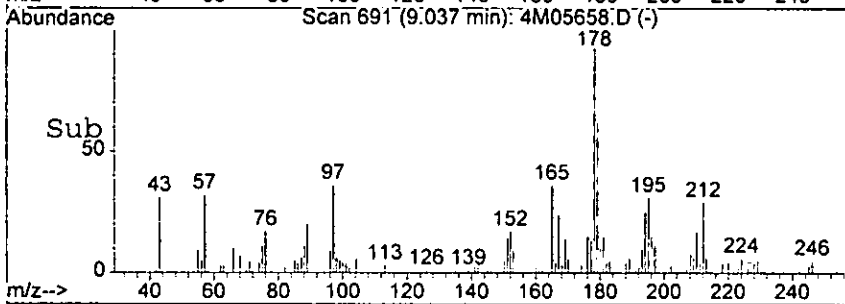
#68
 Anthracene
 Concen: 13.78 ng
 RT: 9.04 min Scan# 691
 Delta R.T. -0.03 min
 Lab File: 4M05658.D
 Acq: 16 Aug 2005 16:01

0834
 7580

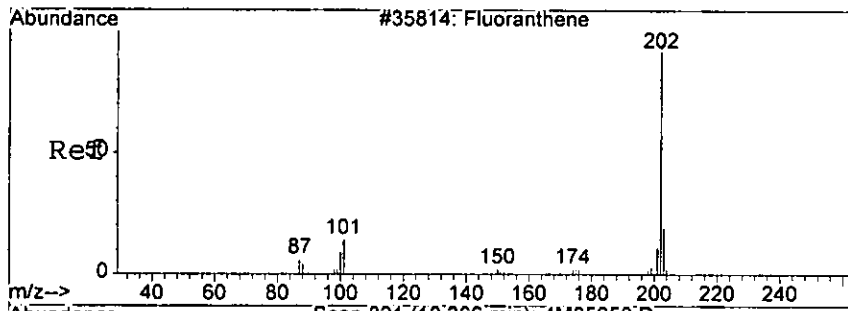


Tgt Ion: 178 Resp: 24161

Ion	Ratio	Lower	Upper
178	100		
179	46.6	0.0	56.6
176	16.3	0.0	60.2

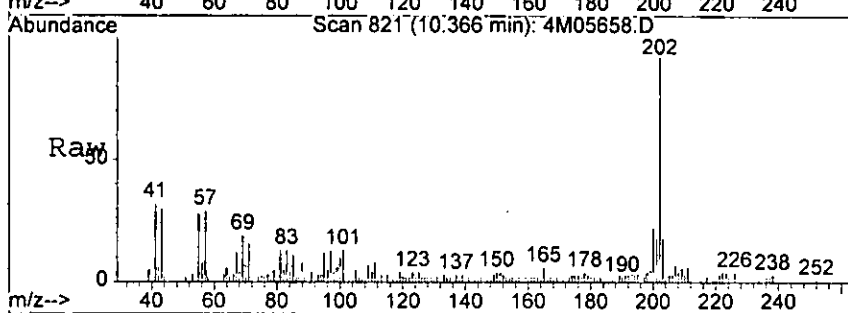


18185

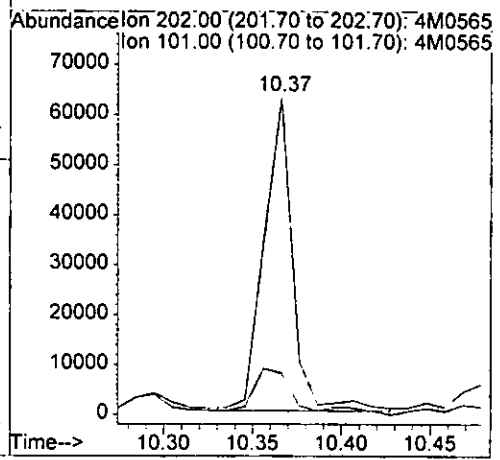
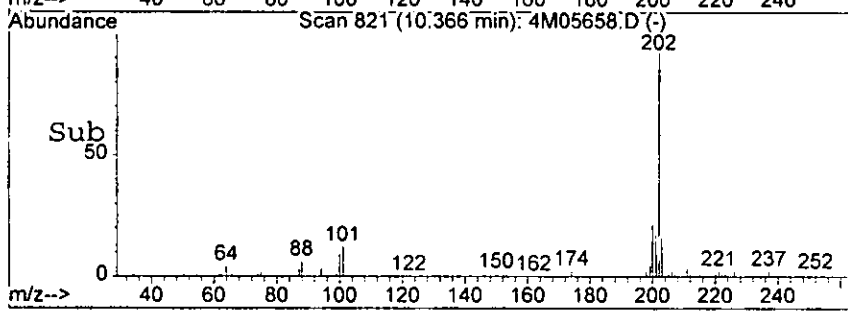


#71
 Fluoranthene
 Concen: 39.98 ng
 RT: 10.37 min Scan# 821
 Delta R.T. -0.02 min
 Lab File: 4M05658.D
 Acq: 16 Aug 2005 16:01

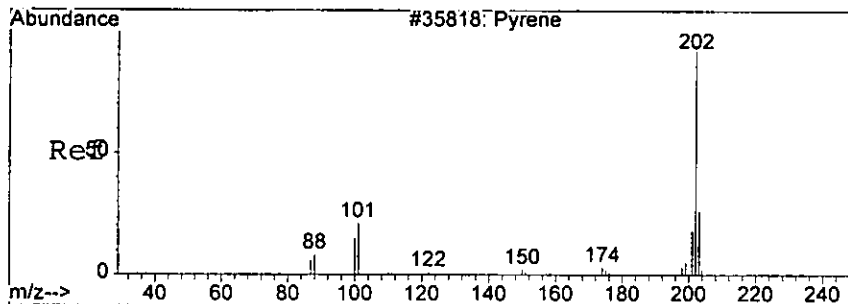
0895
 5680



Tgt Ion: 202 Resp: 70937
 Ion Ratio Lower Upper
 202 100
 101 13.5 0.0 58.3

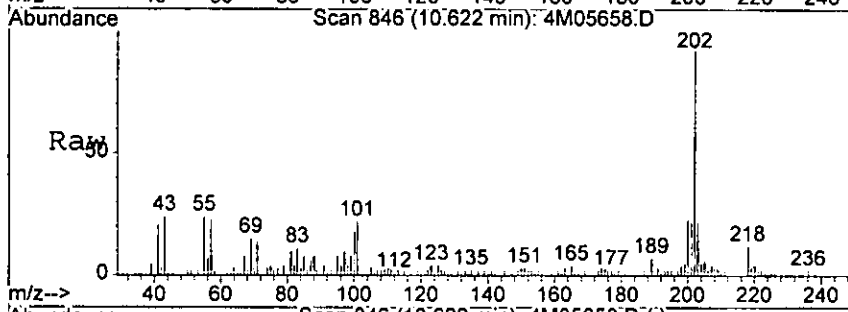


Handwritten signature

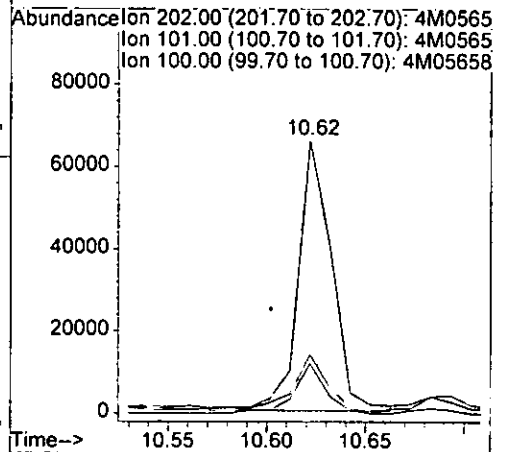
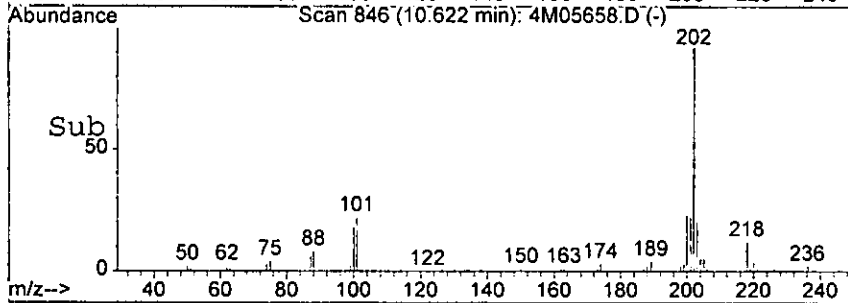


#73
 Pyrene
 Concen: 38.99 ng
 RT: 10.62 min Scan# 846
 Delta R.T. -0.03 min
 Lab File: 4M05658.D
 Acq: 16 Aug 2005 16:01

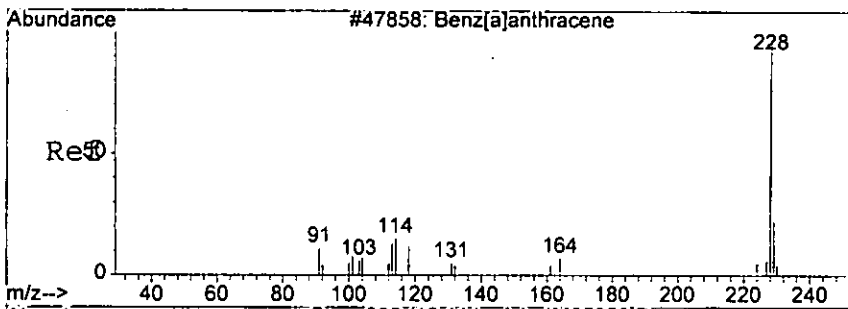
0895



Tgt Ion	Ratio	Lower	Upper	Resp:
202	100			77818
101	20.3	0.0	62.7	
100	18.7	0.0	60.5	



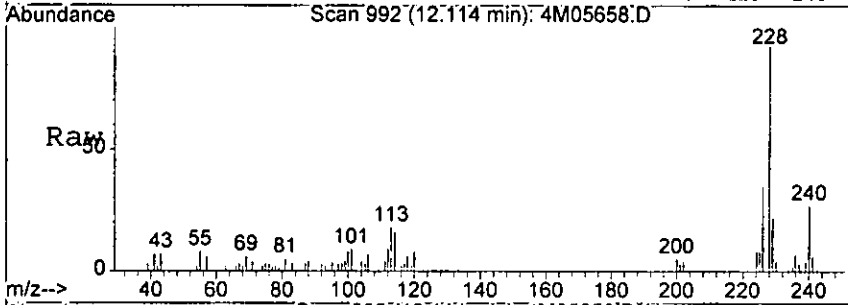
Handwritten signature



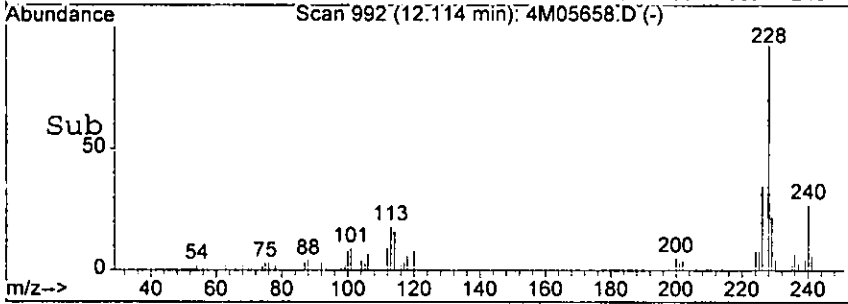
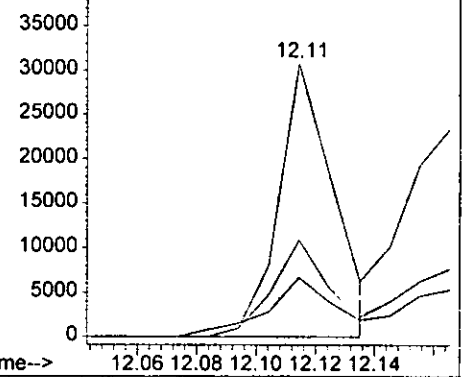
#78
 Benzo[a]anthracene
 Concen: 23.58 ng
 RT: 12.11 min Scan# 992
 Delta R.T. -0.04 min
 Lab File: 4M05658.D
 Acq: 16 Aug 2005 16:01

0897
 2580

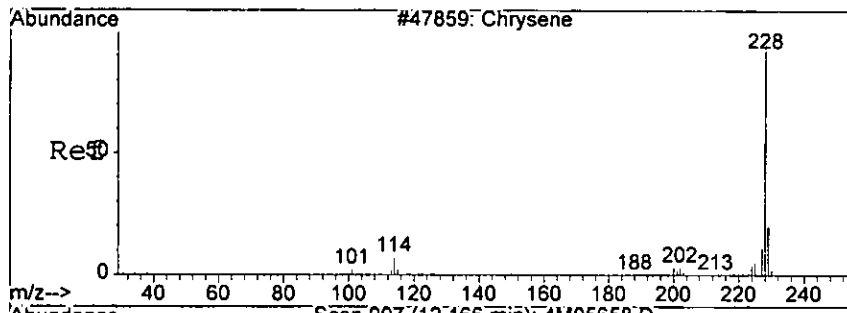
Tgt Ion	228	229	226
Resp:	39379		
Ion Ratio	100	21.8	35.4
Lower		0.0	0.0
Upper		60.5	69.0



Abundance Ion 228.00 (227.70 to 228.70): 4M0565
 Ion 229.00 (228.70 to 229.70): 4M0565
 Ion 226.00 (225.70 to 226.70): 4M0565

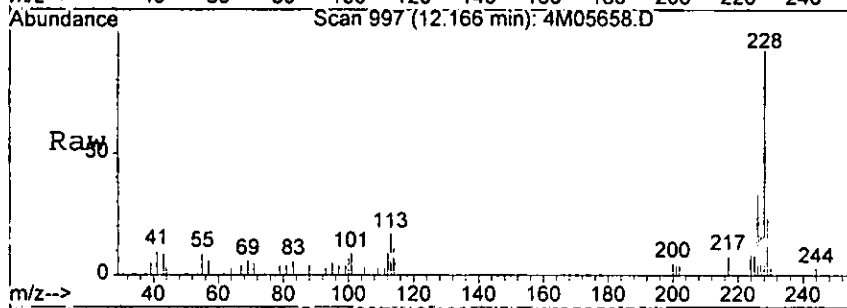


Handwritten signature/initials

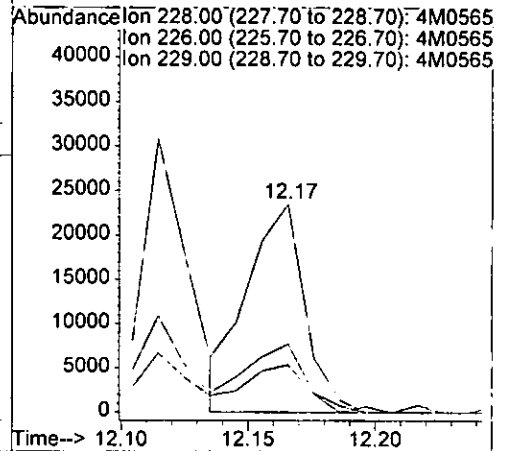
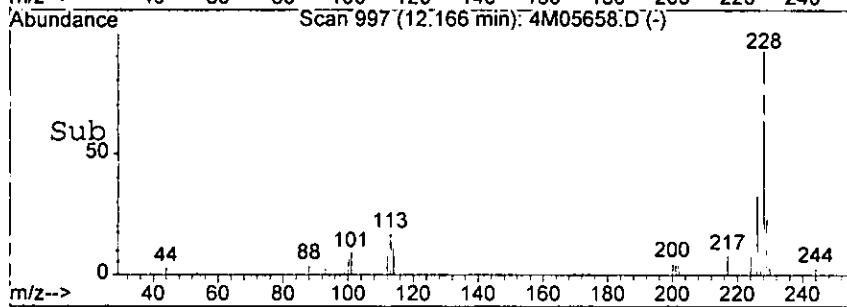


#79
 Chrysene
 Concen: 24.65 ng
 RT: 12.17 min Scan# 997
 Delta R.T. -0.03 min
 Lab File: 4M05658.D
 Acq: 16 Aug 2005 16:01

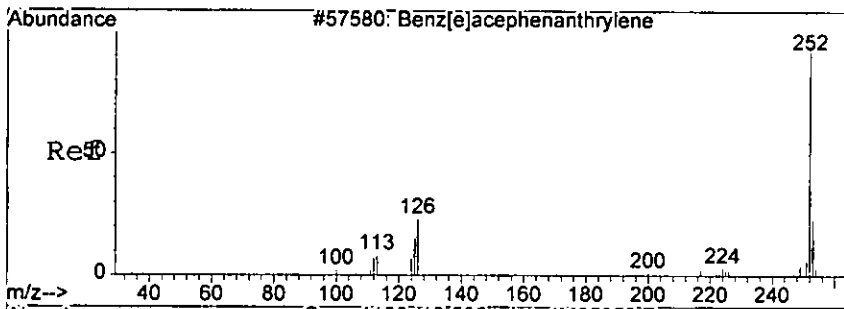
0898



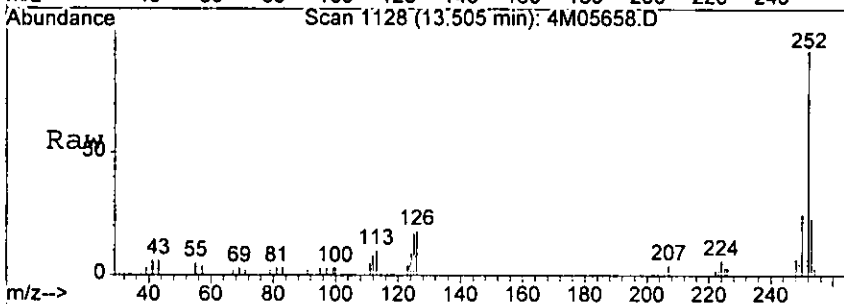
Tgt Ion	Ratio	Lower	Upper
228	100		
226	32.9	12.0	52.0
229	22.7	0.0	61.1



12815

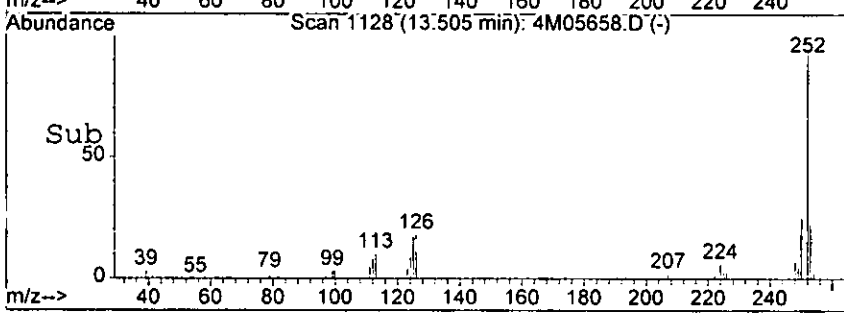


#83
 Benzo [b] fluoranthene
 Concen: 33.71 ng m
 RT: 13.50 min Scan# 1128
 Delta R.T. -0.03 min
 Lab File: 4M05658.D
 Acq: 16 Aug 2005 16:01

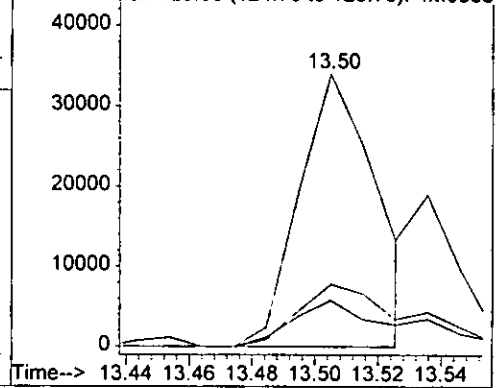


Tgt Ion: 252 Resp: 57820

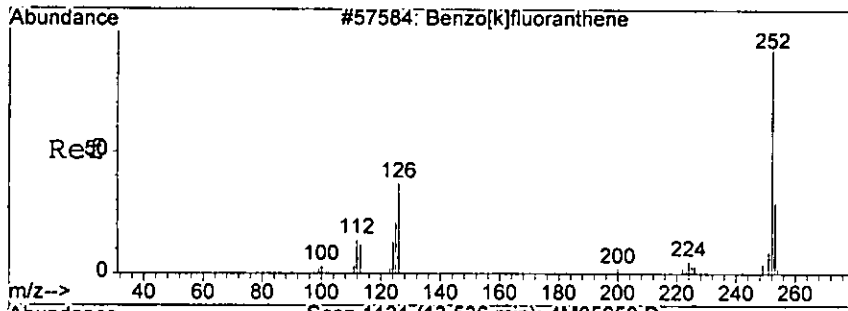
Ion	Ratio	Lower	Upper
252	100		
253	22.9	0.0	63.3
125	17.1	0.0	57.6



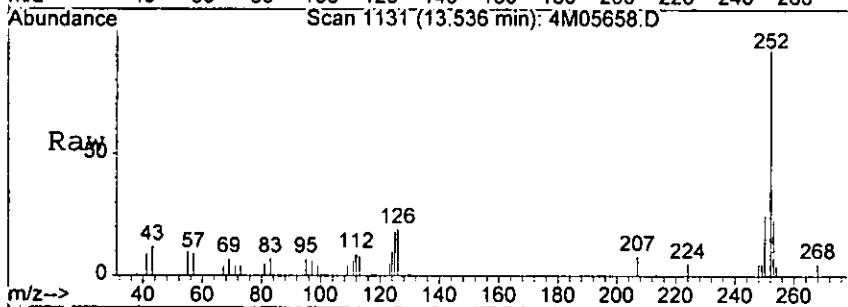
Abundance Ion 252.00 (251.70 to 252.70): 4M0565
 Ion 253.00 (252.70 to 253.70): 4M0565
 Ion 125.00 (124.70 to 125.70): 4M0565



Handwritten signature

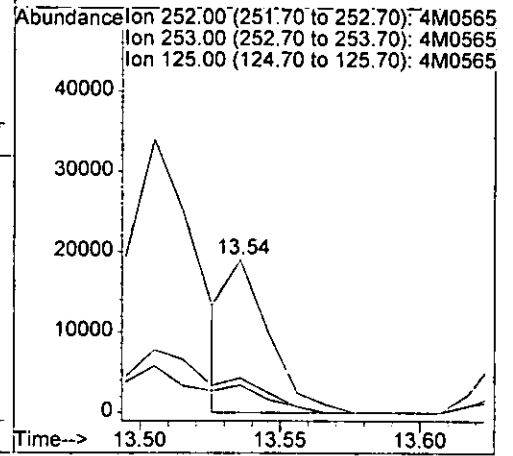
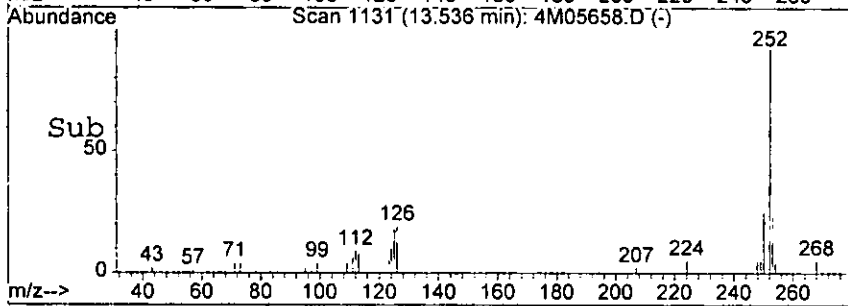


#84
 Benzo[k]fluoranthene
 Concen: 13.23 ng m
 RT: 13.54 min Scan# 1131
 Delta R.T. -0.04 min
 Lab File: 4M05658.D
 Acq: 16 Aug 2005 16:01

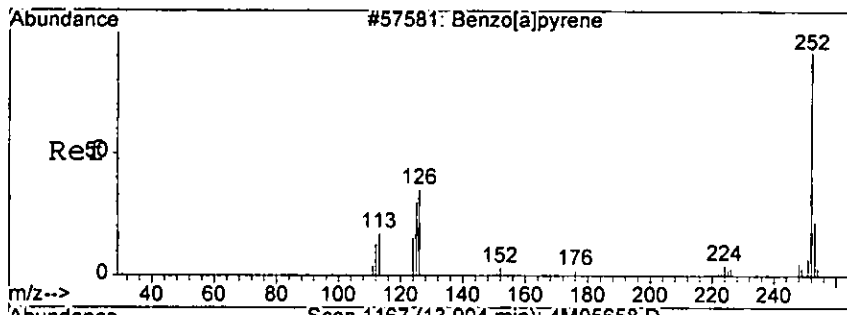


Tgt Ion: 252 Resp: 19808

Ion	Ratio	Lower	Upper
252	100		
253	22.8	0.0	63.5
125	18.2	0.0	53.8

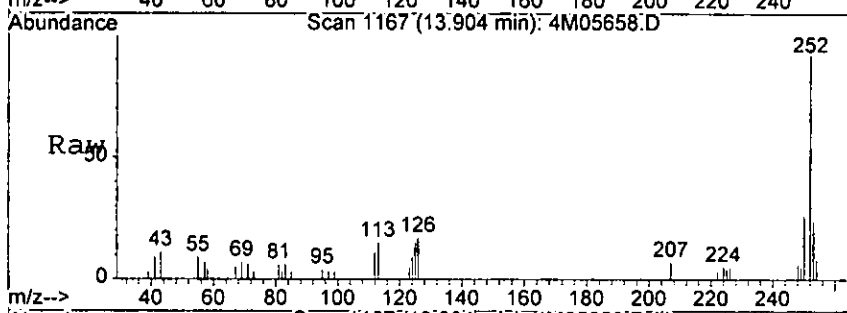


12/18/05



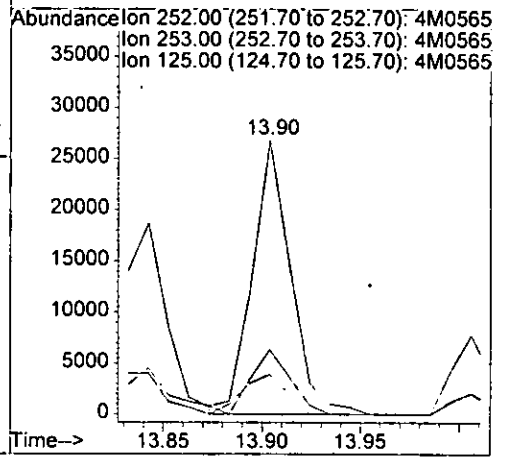
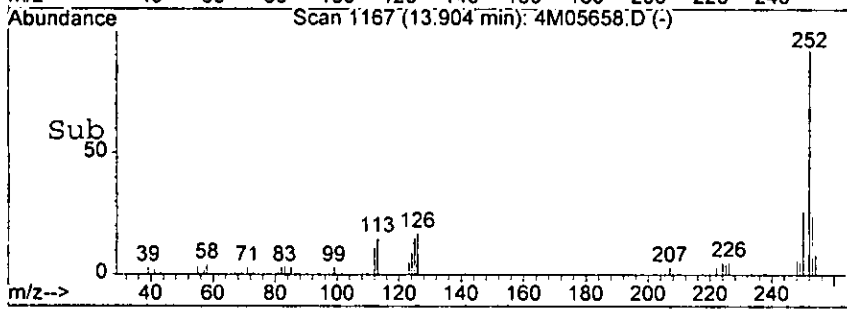
#85
 Benzo[a]pyrene
 Concen: 25.21 ng
 RT: 13.90 min Scan# 1167
 Delta R.T. -0.04 min
 Lab File: 4M05658.D
 Acq: 16 Aug 2005 16:01

1850

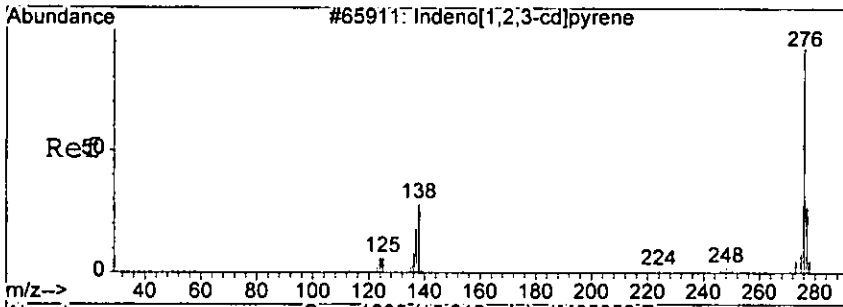


Tgt Ion: 252 Resp: 36152

Ion	Ratio	Lower	Upper
252	100		
253	23.8	0.0	62.9
125	14.6	0.0	57.6

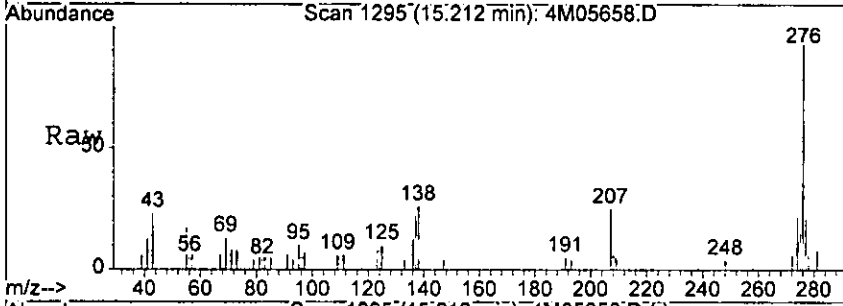


h818r

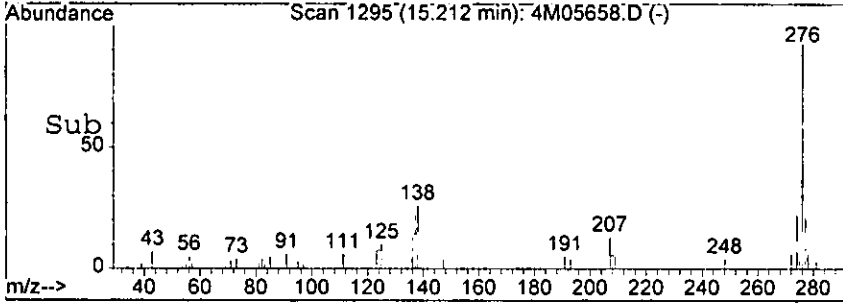
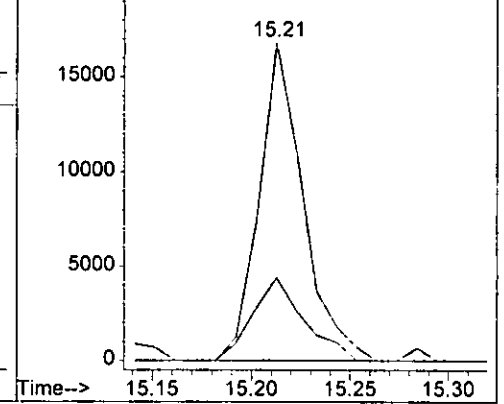


#86
 Indeno[1,2,3-cd]pyrene
 Concen: 17.40 ng
 RT: 15.21 min Scan# 1295
 Delta R.T. -0.03 min
 Lab File: 4M05658.D
 Acq: 16 Aug 2005 16:01

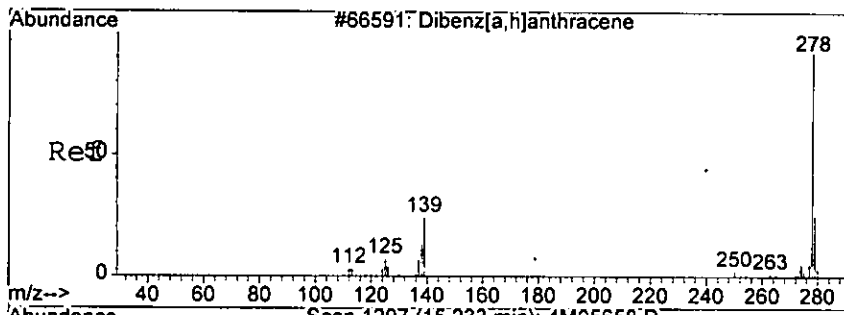
Tgt Ion: 276 Resp: 26146
 Ion Ratio Lower Upper
 276 100
 138 26.2 0.0 73.4



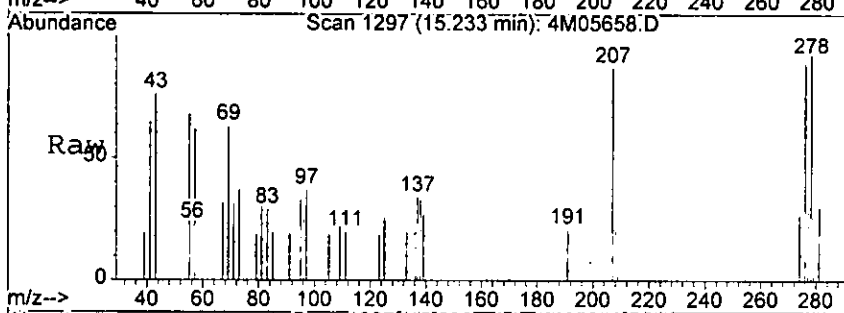
Abundance Ion 276.00 (275.70 to 276.70): 4M0565
 Ion 138.00 (137.70 to 138.70): 4M0565



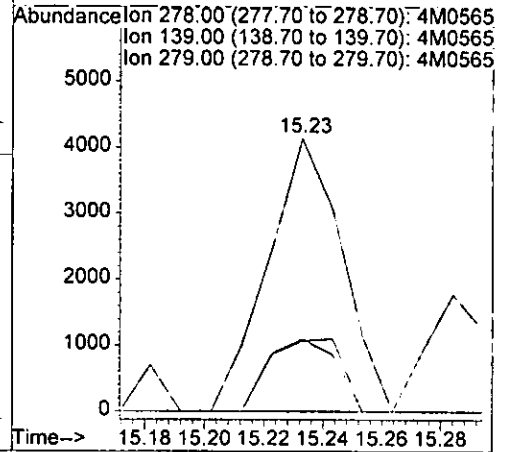
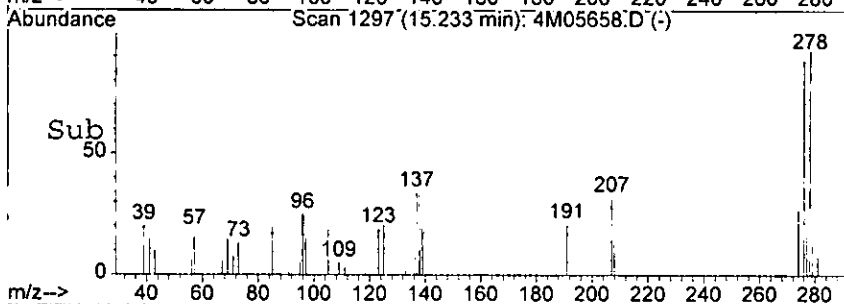
Letter



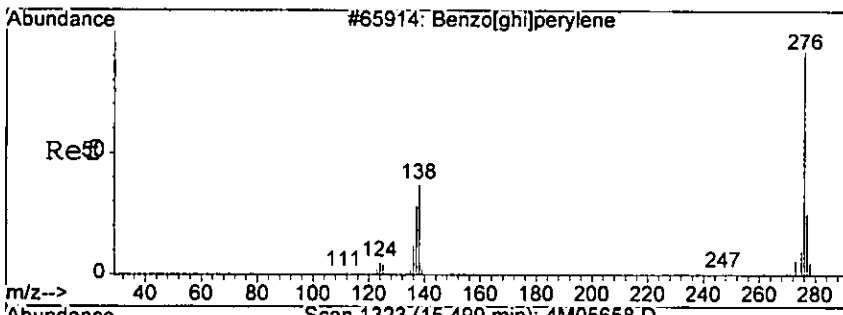
#87
 Dibenzo[a,h]anthracene
 Concen: 5.92 ng
 RT: 15.23 min Scan# 1297
 Delta R.T. -0.04 min
 Lab File: 4M05658.D
 Acq: 16 Aug 2005 16:01



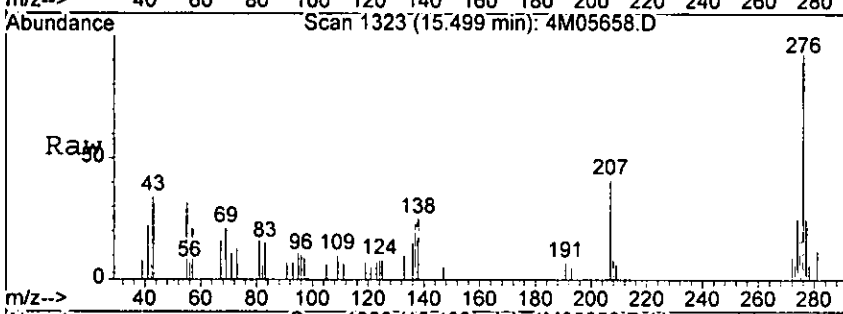
Tgt Ion	Resp	Lower	Upper
278	7244	100	
139	26.5	0.0	63.8
279	26.0	0.0	64.0



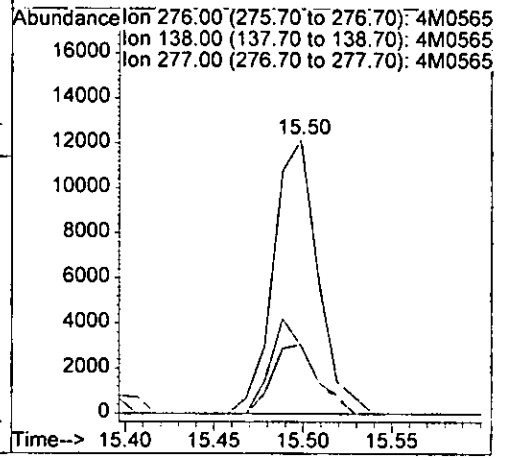
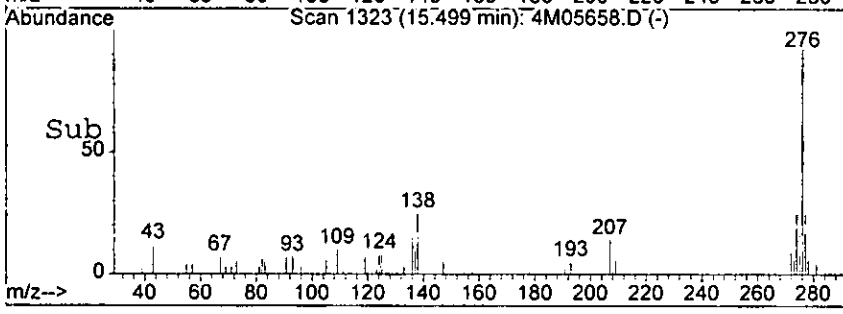
Handwritten signature



#88
 Benzo[g,h,i]perylene
 Concen: 17.66 ng
 RT: 15.50 min Scan# 1323
 Delta R.T. -0.03 min
 Lab File: 4M05658.D
 Acq: 16 Aug 2005 16:01



Tgt Ion	276	138	277	Resp:	21208	Lower	Upper
Ion Ratio	100	24.8	25.3			0.0	74.1
						0.0	65.0



Handwritten signature

Form1

ORGANICS SEMIVOLATILE REPORT

0095

Sample Number: AC18916-024
 Client Id: PCSB-55 (11)
 Data File: 5M10103.D
 Analysis Date: 08/16/05 01:59
 Date Rec/Extracted: 08/04/05-08/14/05

Matrix: Soil
 Initial Vol: 30g
 Final Vol: 1ml
 Dilution: 1
 Solids: 74

Units: mg/Kg

Cas #	Compound	RL	Conc	Cas #	Compound	RL	Conc
120-82-1	1,2,4-Trichlorobenzene	0.0079	U	205-99-2	Benzo[b]fluoranthene	0.013	0.12
95-50-1	1,2-Dichlorobenzene	0.018	U	191-24-2	Benzo[g,h,i]perylene	0.0065	0.069
122-66-7	1,2-Diphenylhydrazine	0.015	U	207-08-9	Benzo[k]fluoranthene	0.016	U
541-73-1	1,3-Dichlorobenzene	0.013	U	111-91-1	bis(2-Chloroethoxy)methan	0.011	U
106-46-7	1,4-Dichlorobenzene	0.0079	U	111-44-4	bis(2-Chloroethyl)ether	0.020	U
95-95-4	2,4,5-Trichlorophenol	0.070	U	108-60-1	bis(2-chloroisopropyl)ether	0.0093	U
88-06-2	2,4,6-Trichlorophenol	0.034	U	117-81-7	bis(2-Ethylhexyl)phthalate	0.029	U
120-83-2	2,4-Dichlorophenol	0.060	U	85-68-7	Butylbenzylphthalate	0.012	U
105-67-9	2,4-Dimethylphenol	0.038	U	86-74-8	Carbazole	0.0086	U
51-28-5	2,4-Dinitrophenol	0.083	U	218-01-9	Chrysene	0.013	0.088
121-14-2	2,4-Dinitrotoluene	0.016	U	84-74-2	Di-n-butylphthalate	0.0091	0.064 B
606-20-2	2,6-Dinitrotoluene	0.020	U	117-84-0	Di-n-octylphthalate	0.015	U
91-58-7	2-Chloronaphthalene	0.0051	U	53-70-3	Dibenzo[a,h]anthracene	0.0082	U
95-57-8	2-Chlorophenol	0.083	U	132-64-9	Dibenzofuran	0.058	U
91-57-6	2-Methylnaphthalene	0.077	U	84-66-2	Diethylphthalate	0.011	U
95-48-7	2-Methylphenol	0.17	U	131-11-3	Dimethylphthalate	0.0078	U
88-74-4	2-Nitroaniline	0.058	U	206-44-0	Fluoranthene	0.0074	0.15
88-75-5	2-Nitrophenol	0.055	U	86-73-7	Fluorene	0.011	U
106-44-5	3&4-Methylphenol	0.17	U	118-74-1	Hexachlorobenzene	0.018	U
91-94-1	3,3'-Dichlorobenzidine	0.079	U	87-68-3	Hexachlorobutadiene	0.011	U
99-09-2	3-Nitroaniline	0.11	U	77-47-4	Hexachlorocyclopentadiene	0.12	U
534-52-1	4,6-Dinitro-2-methylphenol	0.086	U	67-72-1	Hexachloroethane	0.016	U
101-55-3	4-Bromophenyl-phenylether	0.018	U	193-39-5	Indeno[1,2,3-cd]pyrene	0.0076	0.047
59-50-7	4-Chloro-3-methylphenol	0.090	U	78-59-1	Isophorone	0.24	U
106-47-8	4-Chloroaniline	0.31	U	621-64-7	N-Nitroso-di-n-propylamine	0.014	U
7005-72-3	4-Chlorophenyl-phenylether	0.013	U	62-75-9	N-Nitrosodimethylamine	0.50	U
100-01-6	4-Nitroaniline	0.067	U	86-30-6	n-Nitrosodiphenylamine	0.012	U
100-02-7	4-Nitrophenol	0.064	U	91-20-3	Naphthalene	0.0044	U
83-32-9	Acenaphthene	0.0074	U	98-95-3	Nitrobenzene	0.013	U
208-96-8	Acenaphthylene	0.0068	U	87-86-5	Pentachlorophenol	0.044	U
120-12-7	Anthracene	0.0089	U	85-01-8	Phenanthrene	0.010	0.054
92-87-5	Benzidine	0.47	U	108-95-2	Phenol	0.074	U
56-55-3	Benzo[a]anthracene	0.0063	0.084	129-00-0	Pyrene	0.010	0.15
50-32-8	Benzo[a]pyrene	0.0075	0.11				

Worksheet #: 18415

Total Target Concentration 0.936

U - Indicates the compound was analyzed but not detected.
 B - Indicates the analyte was found in the blank as well as in the sample.
 E - Indicates the analyte concentration exceeds the calibration range of the instrument.

R - Retention Time Out
 J - Indicates an estimated value when a compound is detected at less than the specified detection limit.

Data File : G:\GcMsData\2005\Gcms_5\Data\08-1505\5M10103.D Vial: 28
 Acq On : 16 Aug 2005 1:59 Operator: AHD
 Sample : AC18916-024 Inst : GCMS_5
 Misc : S,BNA Multiplr: 1.00

MS Integration Params: RTEINT.P

Quant Time: Aug 18 13:15 2005

Quant Results File: 5M_0815.RES

Quant Method : G:\GCMSDATA\2005\GCMS_5\METHODS\5M_0815.M (RTE Integrator)
 Title : @GCMS_5,mg,625,8270
 Last Update : Mon Aug 15 09:55:53 2005
 Response via : Initial Calibration
 DataAcq Meth : 5M_RUN5

Internal Standards	R.T.	QIon	Response	Conc	Units	Dev (Min)
1) 1,4-Dichlorobenzene-d4	5.02	152	7926	40.00	ng	-0.03
20) Naphthalene-d8	6.07	136	42312	40.00	ng	-0.02
36) Acenaphthene-d10	7.40	164	32422	40.00	ng	-0.03
61) Phenanthrene-d10	8.75	188	74125	40.00	ng	-0.03
77) Chrysene-d12	11.72	240	73333	40.00	ng	-0.03
88) Perylene-d12	13.30	264	54783	40.00	ng	-0.03

System Monitoring Compounds

4) 2-Fluorophenol	3.68	112	49841	191.97	ng	-0.03
Spiked Amount	200.000		Recovery	=	95.99%	
8) Phenol-d5	4.73	99	71899	205.91	ng	-0.03
Spiked Amount	200.000		Recovery	=	102.96%	
21) Nitrobenzene-d5	5.50	128	13063	71.71	ng	-0.03
Spiked Amount	100.000		Recovery	=	71.71%	
41) 2-Fluorobiphenyl	6.88	172	72858	71.53	ng	-0.02
Spiked Amount	100.000		Recovery	=	71.53%	
64) 2,4,6-Tribromophenol	8.08	330	28877	191.09	ng	-0.03
Spiked Amount	200.000		Recovery	=	95.55%	
80) Terphenyl-d14	10.53	244	146306	85.96	ng	-0.02
Spiked Amount	100.000		Recovery	=	85.96%	

Target Compounds

Target Compounds	R.T.	QIon	Response	Conc	Units	Qvalue
70) Phenanthrene	8.77	178	2445	1.20	ng	96
74) Di-n-butylphthalate	9.41	149	3290	1.41	ng	96
76) Fluoranthene	10.06	202	7082	3.28	ng	97
78) Pyrene	10.30	202	9243	3.28	ng	95
85) Benzo[a]anthracene	11.71	228	4951	1.87	ng	99
86) Chrysene	11.74	228	4602	1.96	ng	97
90) Benzo[b]fluoranthene	12.91	252	5438m	2.59	ng	
92) Benzo[a]pyrene	13.24	252	4834	2.42	ng	92
93) Indeno[1,2,3-cd]pyrene	14.31	276	2368	1.04	ng	80
95) Benzo[g,h,i]perylene	14.57	276	2953	1.54	ng	90

12/18/05

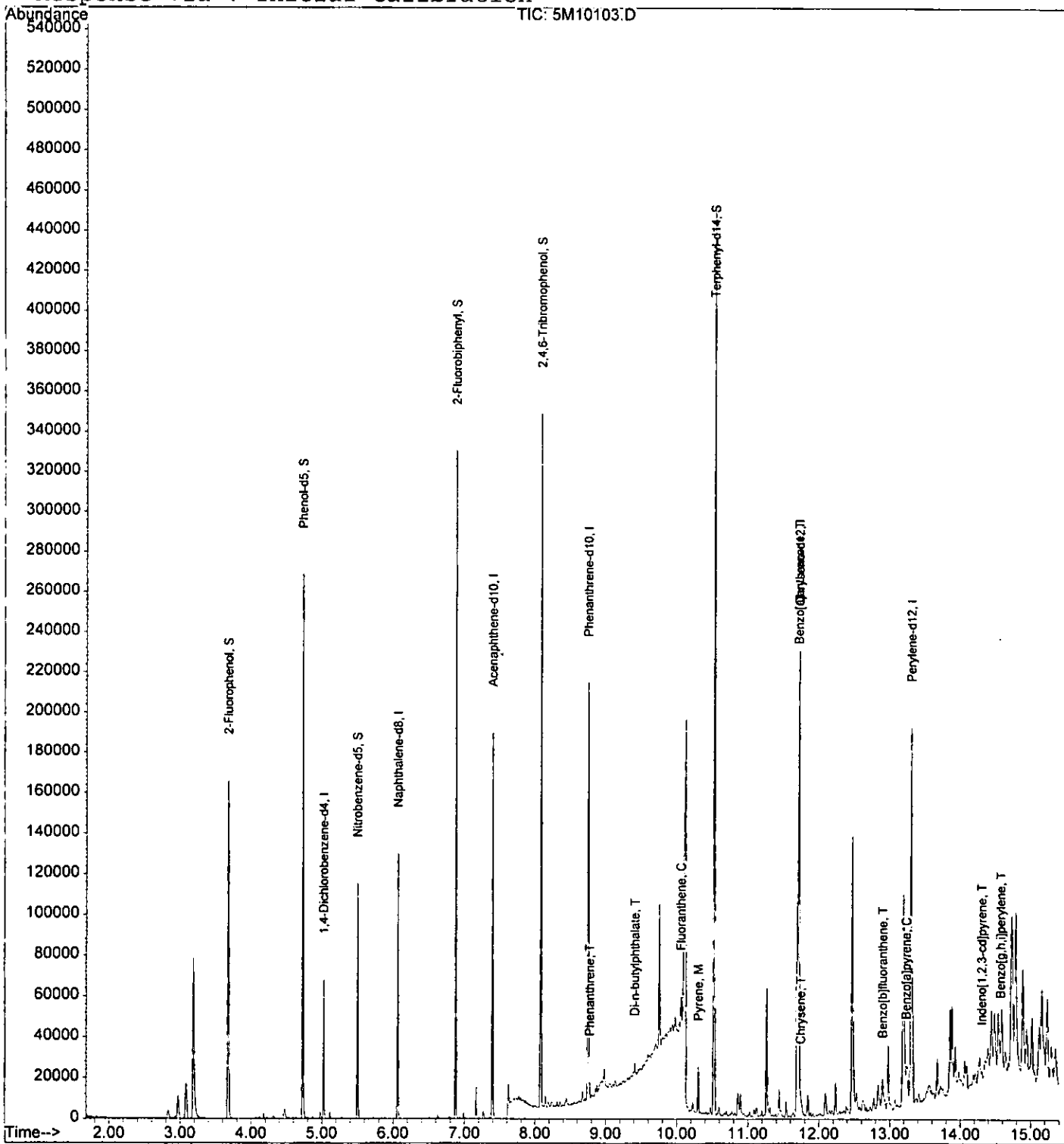
(#) = qualifier out of range .(m) = manual integration

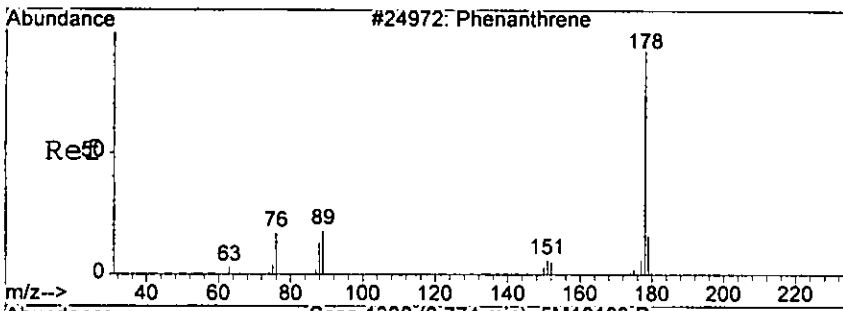
Quantitation Report

Data File : G:\GcMsData\2005\Gcms_5\Data\08-1505\5M10103.D Vial: 26
 Acq On : 16 Aug 2005 1:59 Operator: AHD
 Sample : AC18916-024 Inst : GCMS_5
 Misc : S,BNA Multiplr: 1.00
 MS Integration Params: RTEINT.P
 Quant Time: Aug 18 13:15 2005

Quant Results File: 5M_0815.RES

Method : G:\GCMSDATA\2005\GCMS_5\METHODS\5M_0815.M (RTE Integrator)
 Title : @GCMS_5,mg,625,8270
 Last Update : Mon Aug 15 17:05:44 2005
 Response via : Initial Calibration



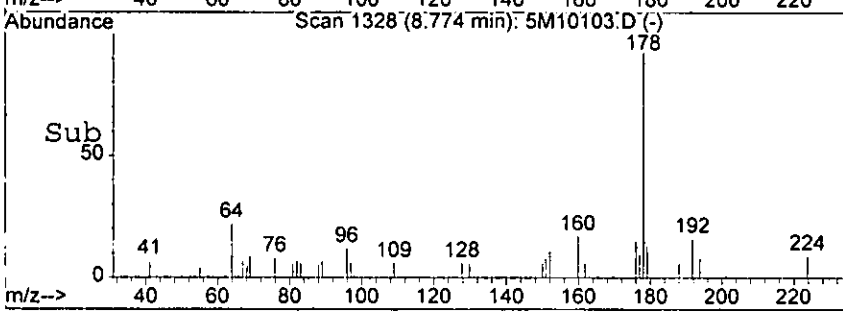
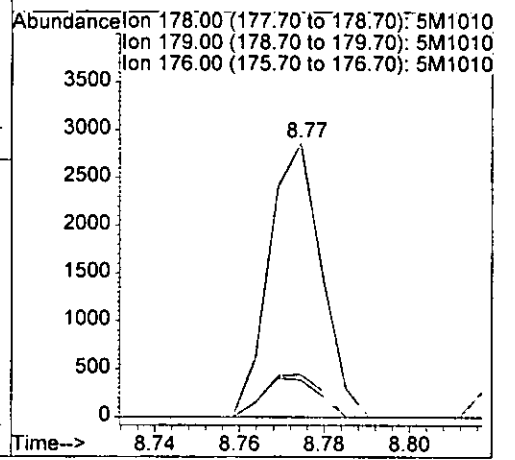
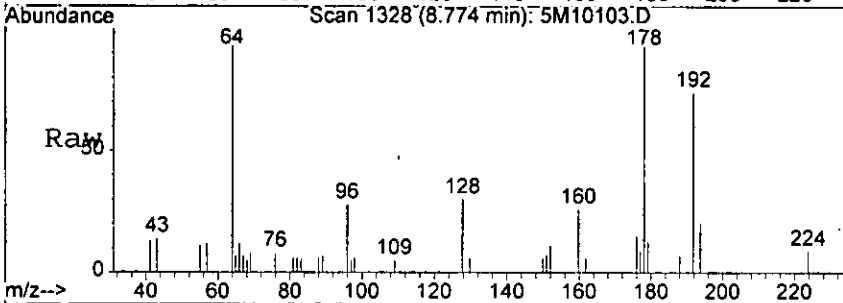


#70
 Phenanthrene
 Concen: 1.20 ng
 RT: 8.77 min Scan# 1328
 Delta R.T. -0.03 min
 Lab File: 5M10103.D
 Acq: 16 Aug 2005 1:59

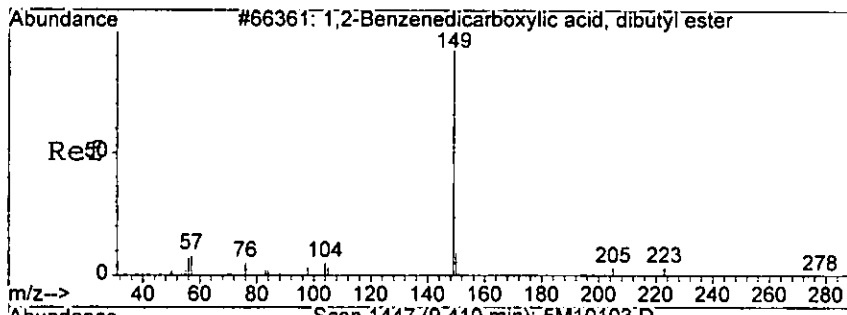
0908

Tgt Ion: 178 Resp: 2445

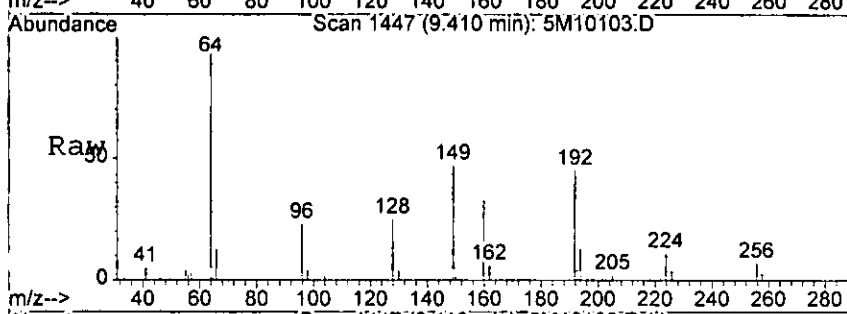
Ion	Ratio	Lower	Upper
178	100		
179	13.5	0.0	54.9
176	15.5	0.0	57.7



178

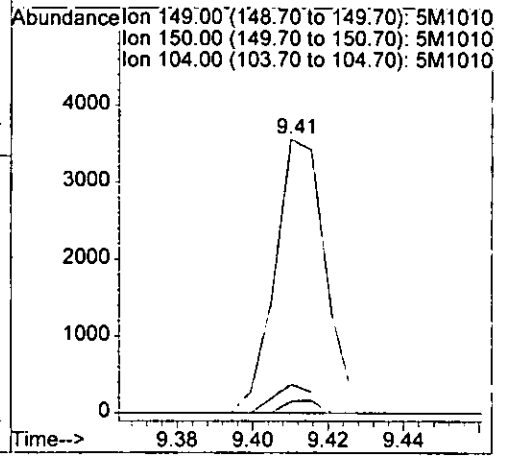
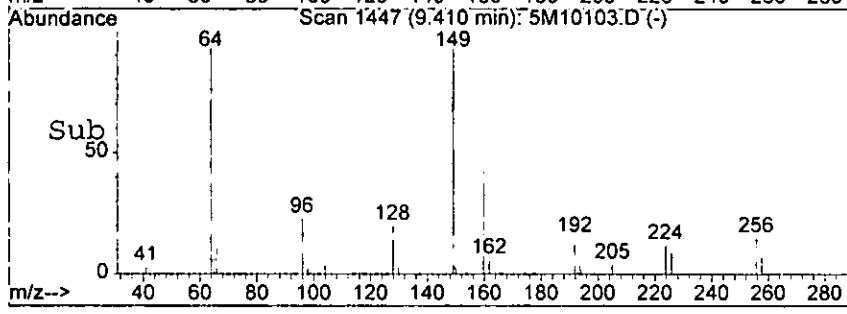


#74
 Di-n-butylphthalate
 Concn: 1.41 ng
 RT: 9.41 min Scan# 1447
 Delta R.T. -0.03 min
 Lab File: 5M10103.D
 Acq: 16 Aug 2005 1:59

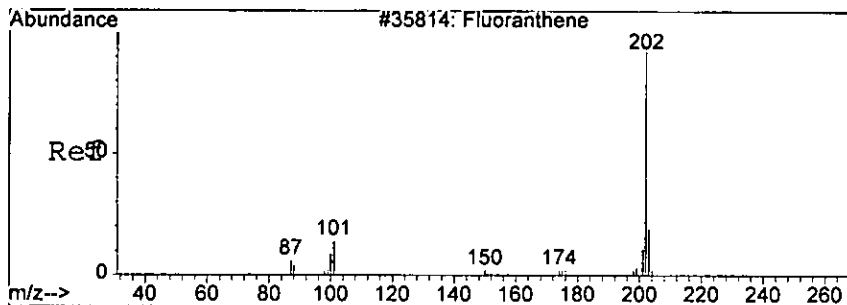


Tgt Ion: 149 Resp: 3290

Ion	Ratio	Lower	Upper
149	100		
150	10.5	0.0	49.0
104	4.2	0.0	45.3



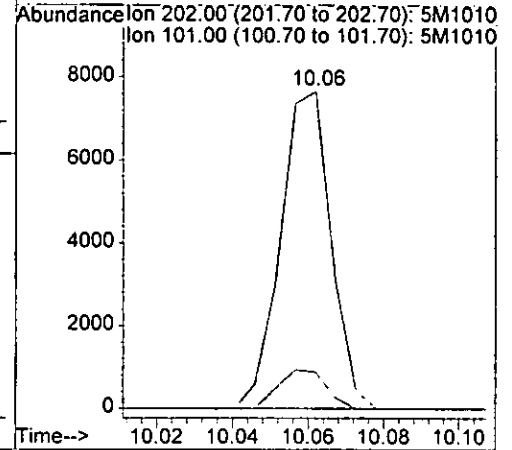
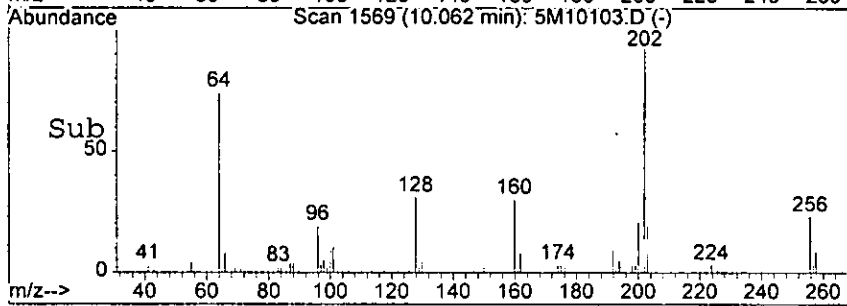
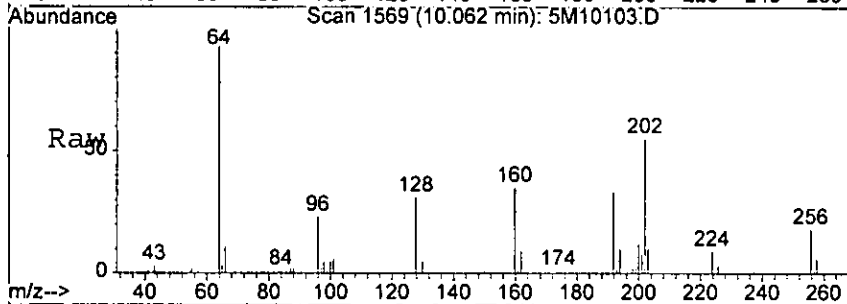
Lower



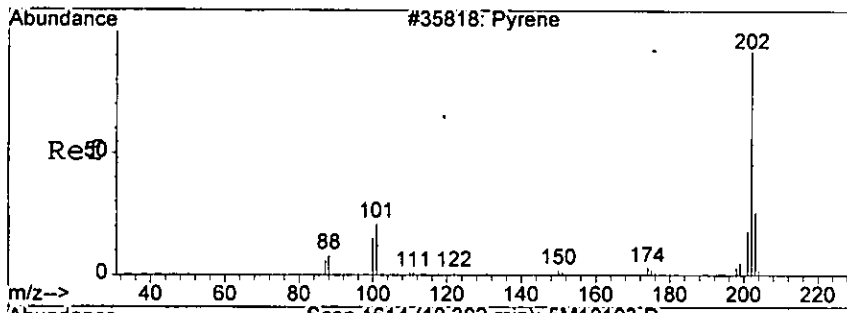
#76
 Fluoranthene
 Concen: 3.28 ng
 RT: 10.06 min Scan# 1569
 Delta R.T. -0.02 min
 Lab File: 5M10103.D
 Acq: 16 Aug 2005 1:59

0910

Tgt Ion: 202 Resp: 7082
 Ion Ratio Lower Upper
 202 100
 101 11.4 0.0 52.5

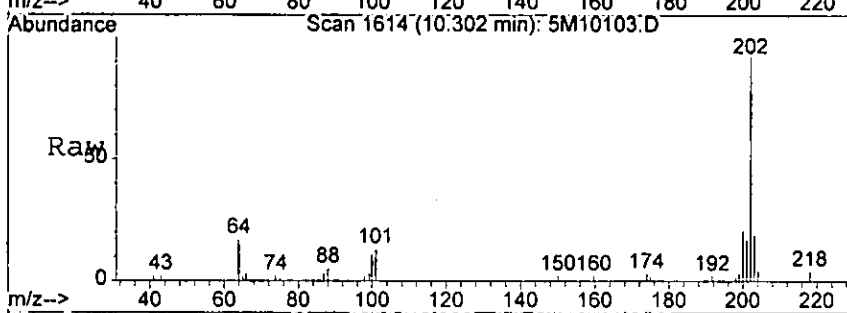


Handwritten signature



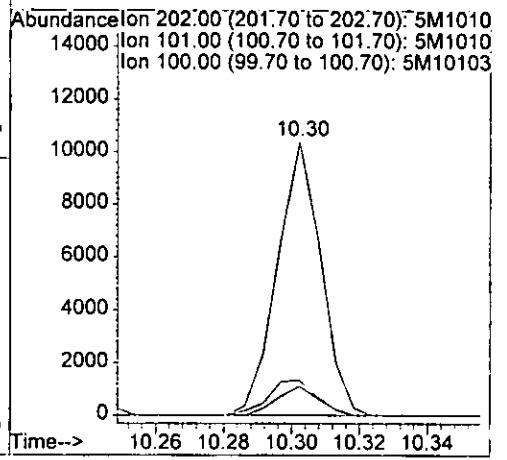
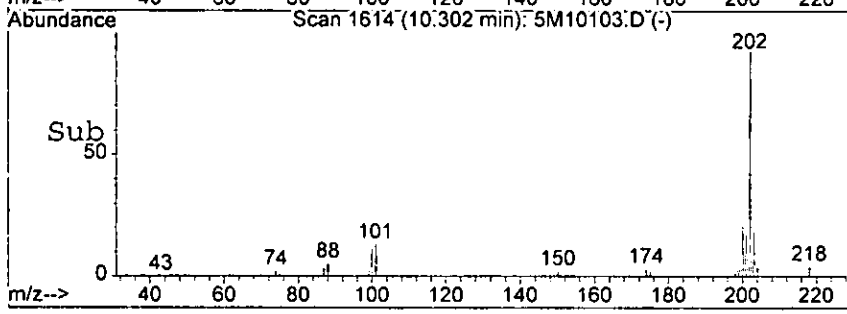
#78
 Pyrene
 Concen: 3.28 ng
 RT: 10.30 min Scan# 1614
 Delta R.T. -0.03 min
 Lab File: 5M10103.D
 Acq: 16 Aug 2005 1:59

1160

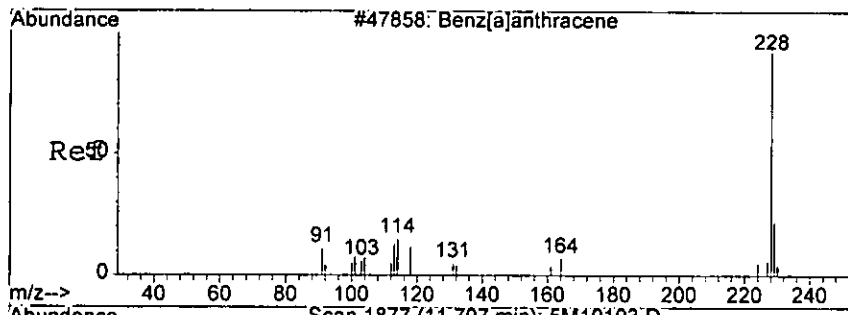


Tgt Ion: 202 Resp: 9243

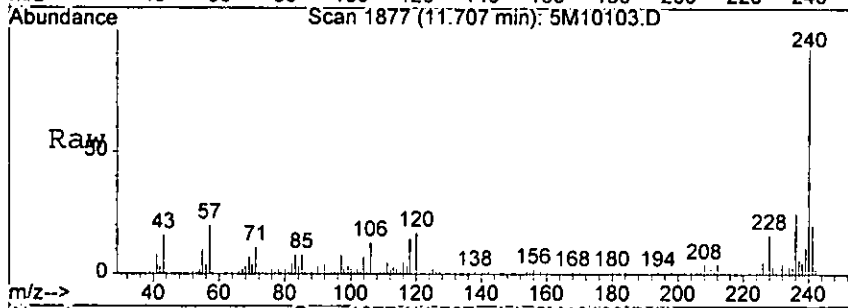
Ion	Ratio	Lower	Upper
202	100		
101	12.9	0.0	55.5
100	10.8	0.0	52.1



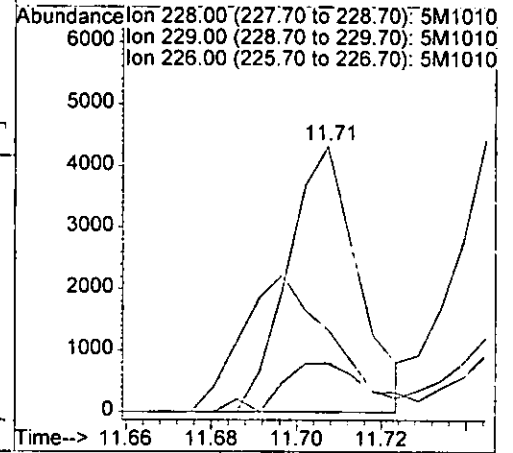
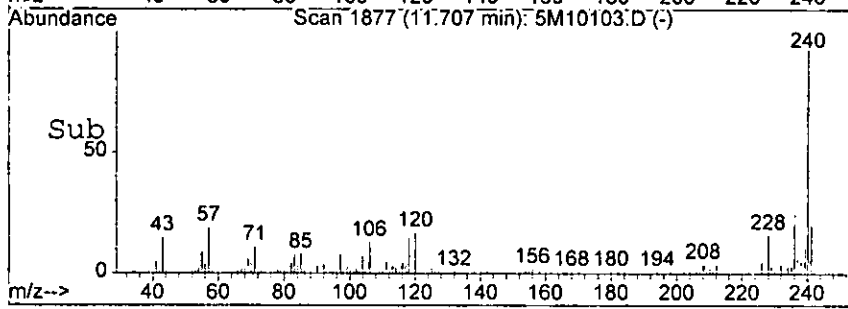
Handwritten signature



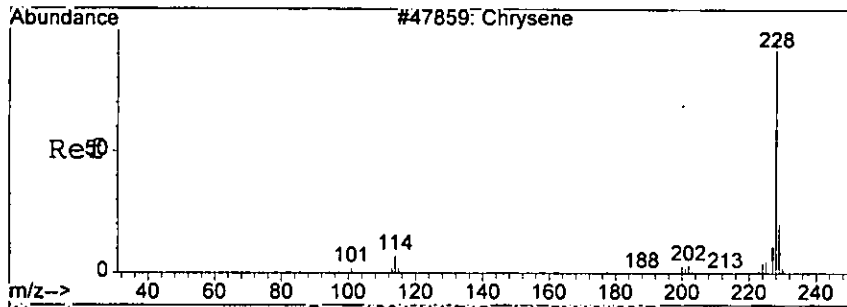
#85
 Benzo[a]anthracene
 Concn: 1.87 ng
 RT: 11.71 min Scan# 1877
 Delta R.T. -0.03 min
 Lab File: 5M10103.D
 Acq: 16 Aug 2005 1:59



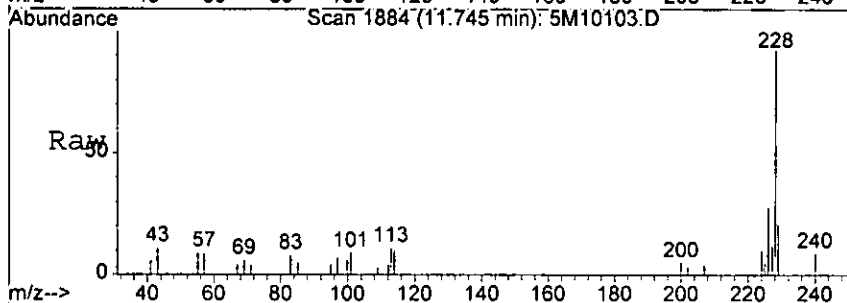
Tgt Ion	Ratio	Lower	Upper
228	100		
229	18.3	0.0	58.7
226	25.9	0.0	66.4



Handwritten signature

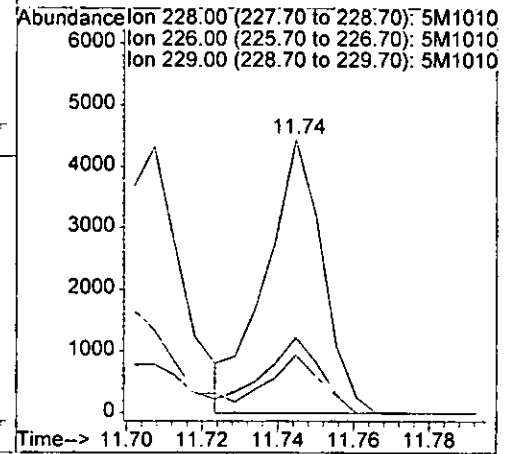
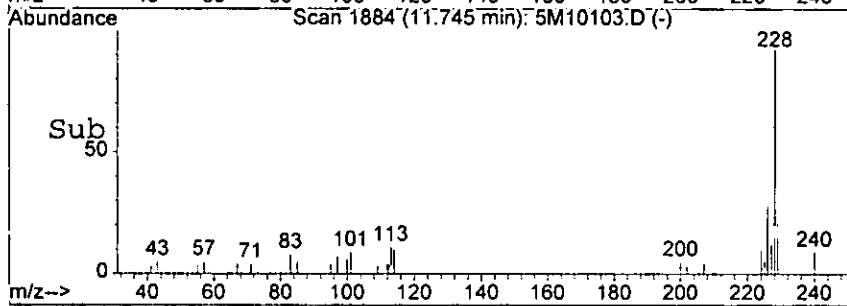


#86
 Chrysene
 Concen: 1.96 ng
 RT: 11.74 min Scan# 1884
 Delta R.T. -0.04 min
 Lab File: 5M10103.D
 Acq: 16 Aug 2005 1:59

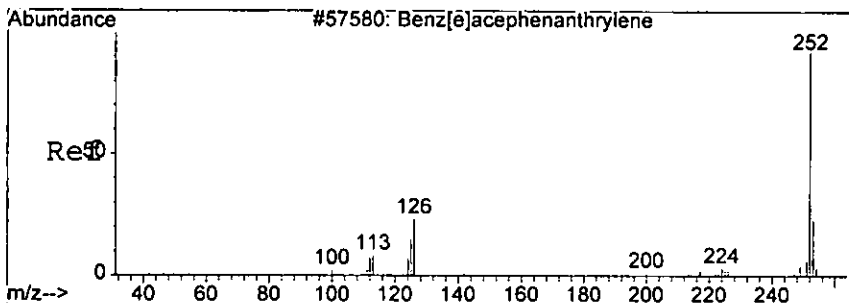


Tgt Ion: 228 Resp: 4602

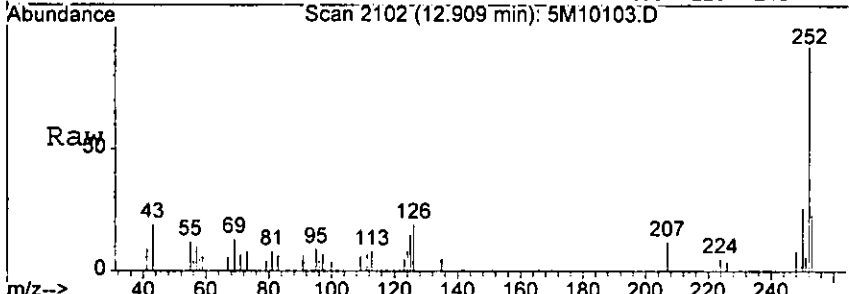
Ion	Ratio	Lower	Upper
228	100		
226	27.5	9.1	49.1
229	21.2	0.0	60.1



Handwritten signature

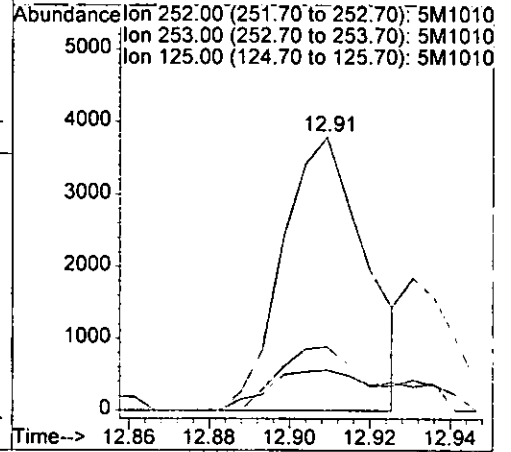
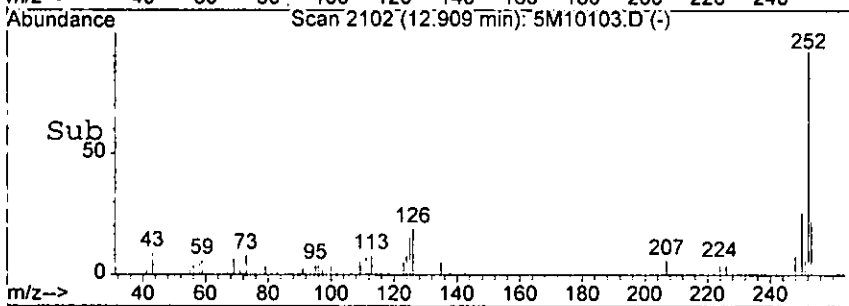


#90
 Benzo[b]fluoranthene
 Concen: 2.59 ng m
 RT: 12.91 min Scan# 2102
 Delta R.T. -0.03 min
 Lab File: 5M10103.D
 Acq: 16 Aug 2005 1:59

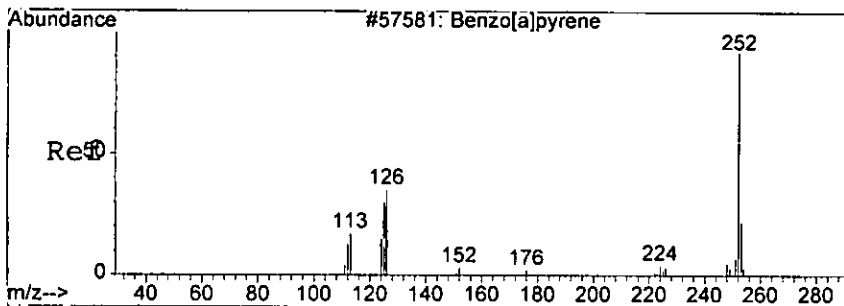


Tgt Ion: 252 Resp: 5438

Ion	Ratio	Lower	Upper
252	100		
253	23.3	0.0	61.6
125	14.7	0.0	54.8



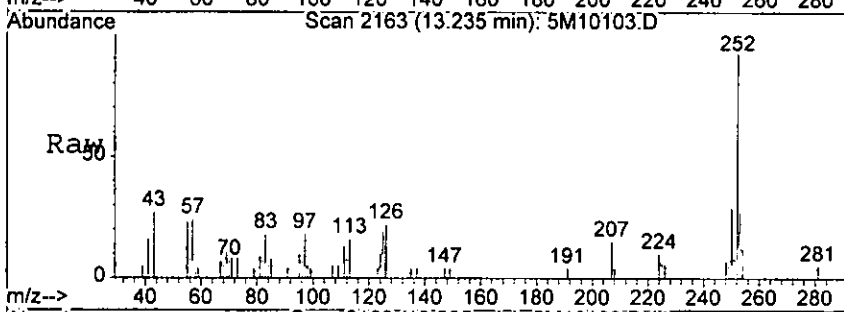
4/6 15



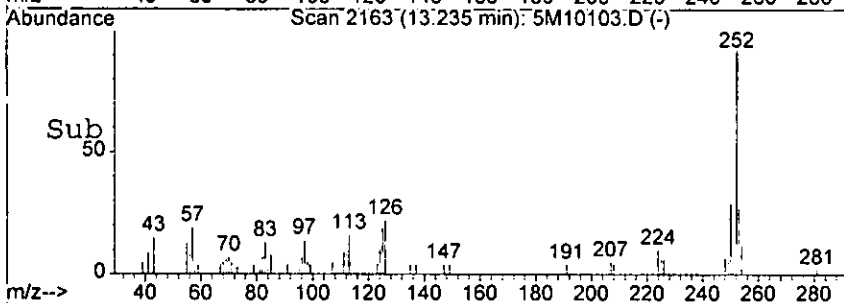
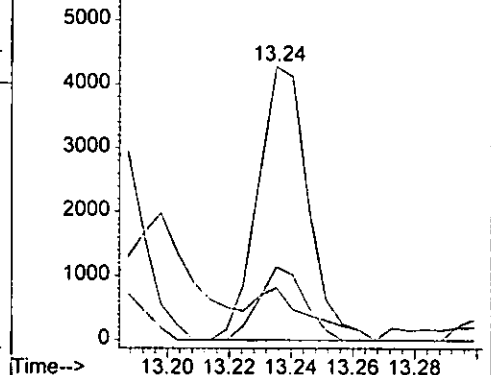
#92
 Benzo[a]pyrene
 Concen: 2.42 ng
 RT: 13.24 min Scan# 2163
 Delta R.T. -0.04 min
 Lab File: 5M10103.D
 Acq: 16 Aug 2005 1:59

0915

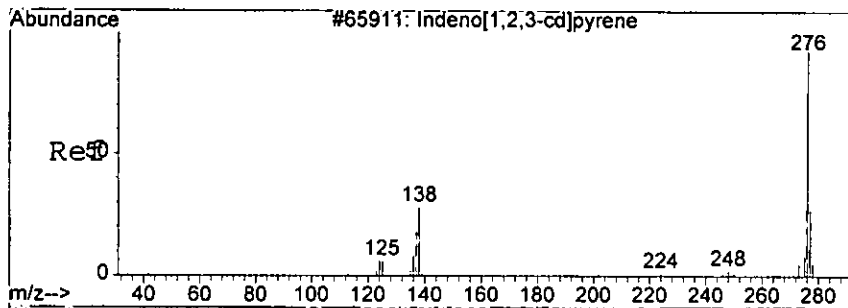
Tgt Ion	Resp	Lower	Upper
252	4834	100	
253	26.6	0.0	61.5
125	14.5	0.0	56.0



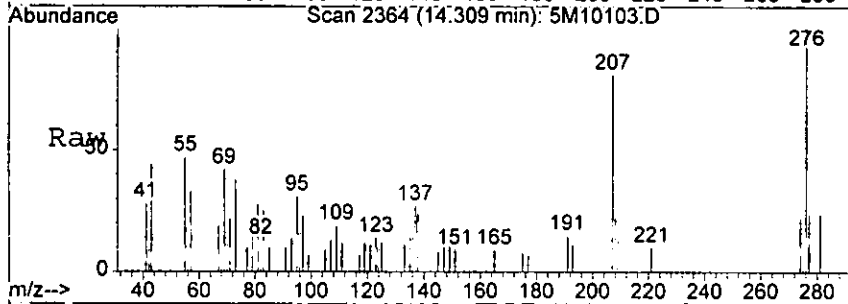
Abundance Ion 252.00 (251.70 to 252.70): 5M1010
 Ion 253.00 (252.70 to 253.70): 5M1010
 Ion 125.00 (124.70 to 125.70): 5M1010



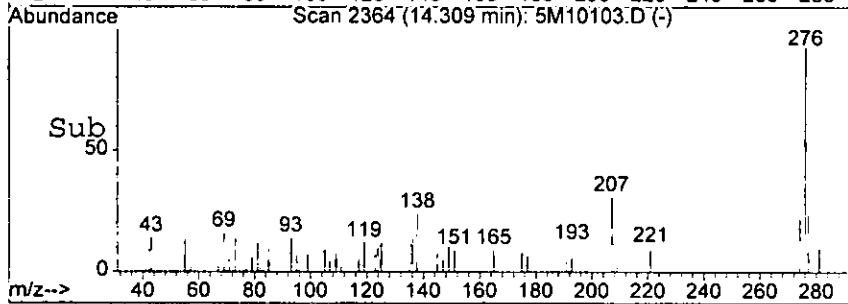
108r



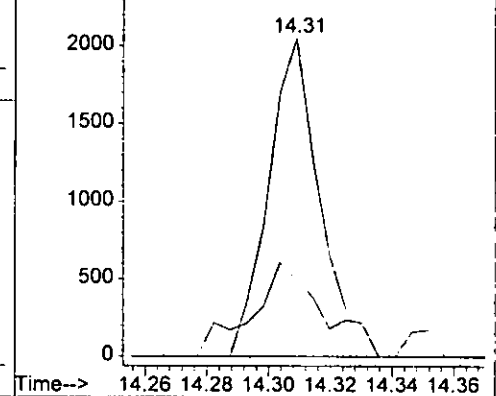
#93
 Indeno[1,2,3-cd]pyrene
 Concen: 1.04 ng
 RT: 14.31 min Scan# 2364
 Delta R.T. -0.04 min
 Lab File: 5M10103.D
 Acq: 16 Aug 2005 1:59



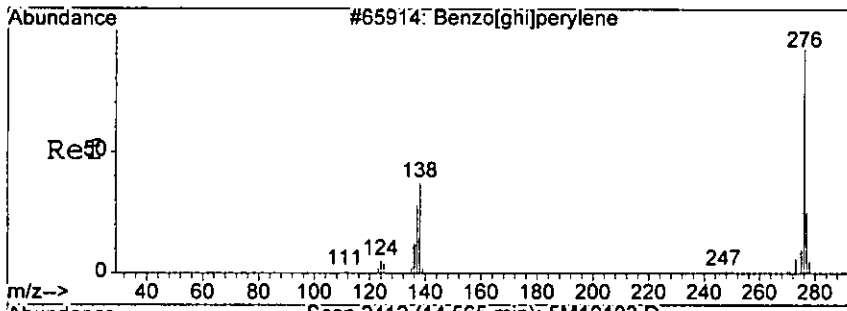
Tgt Ion: 276 Resp: 2368
 Ion Ratio Lower Upper
 276 100
 138 24.3 0.0 76.1



Abundance Ion 276.00 (275.70 to 276.70): 5M1010
 Ion 138.00 (137.70 to 138.70): 5M1010

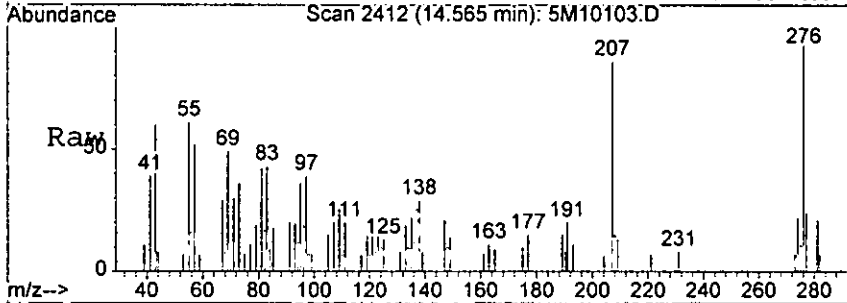


1885

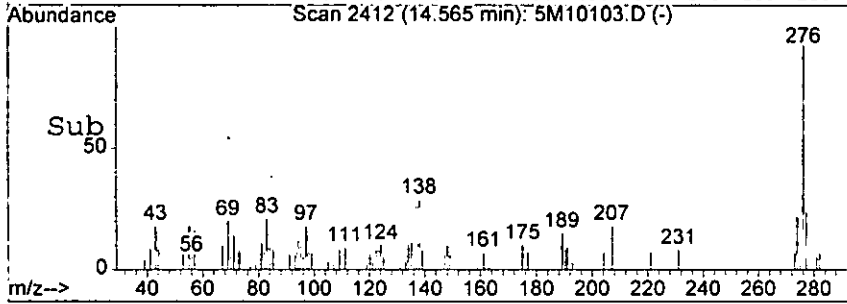
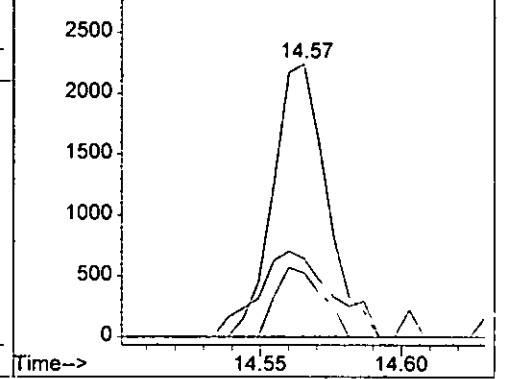


#95
 Benzo[g,h,i]perylene
 Concen: 1.54 ng
 RT: 14.57 min Scan# 2412
 Delta R.T. -0.05 min
 Lab File: 5M10103.D
 Acq: 16 Aug 2005 1:59

Tgt Ion	Resp	Lower	Upper
276	100		
138	28.9	0.0	78.3
277	23.7	0.0	64.0



Abundance Ion 276.00 (275.70 to 276.70): 5M1010
 Ion 138.00 (137.70 to 138.70): 5M1010
 Ion 277.00 (276.70 to 277.70): 5M1010



18185

Form1

ORGANICS SEMIVOLATILE REPORT

8150

Sample Number: AC18916-025
 Client Id: FB080305
 Data File: 5M09891.D
 Analysis Date: 08/09/05 14:25
 Date Rec/Extracted: 08/04/05-08/08/05

Matrix: Aqueous
 Initial Vol: 920ml
 Final Vol: 1ml
 Dilution: 1
 Solids: 0

Units: ug/L

Cas #	Compound	RL	Conc	Cas #	Compound	RL	Conc
120-82-1	1,2,4-Trichlorobenzene	0.19	U	205-99-2	Benzo[b]fluoranthene	0.30	U
95-50-1	1,2-Dichlorobenzene	0.44	U	191-24-2	Benzo[g,h,i]perylene	0.16	U
122-66-7	1,2-Diphenylhydrazine	0.36	U	207-08-9	Benzo[k]fluoranthene	0.38	U
541-73-1	1,3-Dichlorobenzene	0.31	U	111-91-1	bis(2-Chloroethoxy)methan	0.25	U
106-46-7	1,4-Dichlorobenzene	0.19	U	111-44-4	bis(2-Chloroethyl)ether	0.48	U
95-95-4	2,4,5-Trichlorophenol	1.7	U	108-60-1	bis(2-chloroisopropyl)ether	0.23	U
88-06-2	2,4,6-Trichlorophenol	0.82	U	117-81-7	bis(2-Ethylhexyl)phthalate	0.69	U
120-83-2	2,4-Dichlorophenol	1.4	U	85-68-7	Butylbenzylphthalate	0.29	U
105-67-9	2,4-Dimethylphenol	0.92	U	86-74-8	Carbazole	0.21	U
51-28-5	2,4-Dinitrophenol	2.0	U	218-01-9	Chrysene	0.31	U
121-14-2	2,4-Dinitrotoluene	0.39	U	84-74-2	Di-n-butylphthalate	0.22	U
606-20-2	2,6-Dinitrotoluene	0.49	U	117-84-0	Di-n-octylphthalate	0.37	U
91-58-7	2-Chloronaphthalene	0.12	U	53-70-3	Dibenzo[a,h]anthracene	0.20	U
95-57-8	2-Chlorophenol	2.0	U	132-64-9	Dibenzofuran	1.4	U
91-57-6	2-Methylnaphthalene	1.9	U	84-66-2	Diethylphthalate	0.26	U
95-48-7	2-Methylphenol	4.1	U	131-11-3	Dimethylphthalate	0.19	U
88-74-4	2-Nitroaniline	1.4	U	206-44-0	Fluoranthene	0.18	U
88-75-5	2-Nitrophenol	1.3	U	86-73-7	Fluorene	0.26	U
106-44-5	3&4-Methylphenol	4.0	U	118-74-1	Hexachlorobenzene	0.44	U
91-94-1	3,3'-Dichlorobenzidine	1.9	U	87-68-3	Hexachlorobutadiene	0.27	U
99-09-2	3-Nitroaniline	2.7	U	77-47-4	Hexachlorocyclopentadiene	2.9	U
534-52-1	4,6-Dinitro-2-methylphenol	2.1	U	67-72-1	Hexachloroethane	0.38	U
101-55-3	4-Bromophenyl-phenylether	0.44	U	193-39-5	Indeno[1,2,3-cd]pyrene	0.18	U
59-50-7	4-Chloro-3-methylphenol	2.2	U	78-59-1	Isophorone	5.8	U
106-47-8	4-Chloroaniline	7.4	U	621-64-7	N-Nitroso-di-n-propylamine	0.35	U
7005-72-3	4-Chlorophenyl-phenylether	0.31	U	62-75-9	N-Nitrosodimethylamine	12	U
100-01-6	4-Nitroaniline	1.6	U	86-30-6	n-Nitrosodiphenylamine	0.30	U
100-02-7	4-Nitrophenol	1.5	U	91-20-3	Naphthalene	0.11	U
83-32-9	Acenaphthene	0.18	U	98-95-3	Nitrobenzene	0.31	U
208-96-8	Acenaphthylene	0.16	U	87-86-5	Pentachlorophenol	1.1	U
120-12-7	Anthracene	0.21	U	85-01-8	Phenanthrene	0.24	U
92-87-5	Benzidine	11	U	108-95-2	Phenol	1.8	U
56-55-3	Benzo[a]anthracene	0.15	U	129-00-0	Pyrene	0.25	U
50-32-8	Benzo[a]pyrene	0.18	U				

Worksheet #: 18415

Total Target Concentration 0

U - Indicates the compound was analyzed but not detected.
 B - Indicates the analyte was found in the blank as well as in the sample.
 E - Indicates the analyte concentration exceeds the calibration range of the instrument.

R - Retention Time Out
 J - Indicates an estimated value when a compound is detected at less than the specified detection limit.

Data File : G:\GcMsData\2005\Gcms_5\Data\08-09-05\5M09891.D Vial: 123
 Acq On : 9 Aug 2005 14:25 Operator: AHD
 Sample : AC18916-025 Inst : GCMS_5
 Misc : A,BNA Multiplr: 1.00
 MS Integration Params: RTEINT.P
 Quant Time: Aug 18 13:16 2005

Quant Results File: 5M_0722.RES

Quant Method : G:\GCMSDATA\2005\GCMS_5\METHODS\5M_0722.M (RTE Integrator)
 Title : @GCMS_5,mg,625,8270
 Last Update : Fri Jul 22 11:19:45 2005
 Response via : Initial Calibration
 DataAcq Meth : 5M_RUN5

Internal Standards	R.T.	QIon	Response	Conc	Units	Dev(Min)
1) 1,4-Dichlorobenzene-d4	5.08	152	25620	40.00	ng	-0.16
20) Naphthalene-d8	6.12	136	96099	40.00	ng	-0.16
36) Acenaphthene-d10	7.46	164	53103	40.00	ng	-0.18
61) Phenanthrene-d10	8.82	188	89675	40.00	ng	-0.21
77) Chrysene-d12	11.79	240	68870	40.00	ng	-0.24
88) Perylene-d12	13.38	264	53595	40.00	ng	-0.24

System Monitoring Compounds

4) 2-Fluorophenol	3.75	112	134466	155.83	ng	-0.21
Spiked Amount	200.000		Recovery	=	77.92%	
8) Phenol-d5	4.79	99	143920	114.06	ng	-0.16
Spiked Amount	200.000		Recovery	=	57.03%	
21) Nitrobenzene-d5	5.56	128	38248	90.90	ng	-0.16
Spiked Amount	100.000		Recovery	=	90.90%	
41) 2-Fluorobiphenyl	6.93	172	145416	87.60	ng	-0.16
Spiked Amount	100.000		Recovery	=	87.60%	
64) 2,4,6-Tribromophenol	8.15	330	35754	186.30	ng	-0.20
Spiked Amount	200.000		Recovery	=	93.15%	
80) Terphenyl-d14	10.59	244	158539	97.44	ng	-0.22
Spiked Amount	100.000		Recovery	=	97.44%	

Target Compounds

Qvalue

Handwritten signature

(#) = qualifier out of range (m) = manual integration

Quantitation Report

Data File : G:\GcMsData\2005\Gcms_5\Data\08-09-05\5M09891.D Vial: 33
Acq On : 9 Aug 2005 14:25 Operator: AHD
Sample : AC18916-025 Inst : GCMS_5
Misc : A,BNA Multiplr: 1.00
MS Integration Params: RTEINT.P
Quant Time: Aug 18 13:16 2005

Quant Results File: 5M_0722.RES

Method : G:\GCMSDATA\2005\GCMS_5\METHODS\5M_0722.M (RTE Integrator)
Title : @GCMS_5,mg,625,8270
Last Update : Fri Jul 22 11:19:45 2005
Response via : Initial Calibration

