

Project # 5090918  
2 of 10

**GC/MS Volatile Data**

**GC/MS Volatile Data  
QC Summary**

# FORM2

## Surrogate Recovery

0185

Dfile	Sample#	Matrix	Surr Dil	Dilute Out Flag	Column1 S1 Recov	Column1 S2 Recov	Column1 S3 Recov	Column1 S4 Recov	Column0 S5 Recov	Column0 S6 Recov
1M09110	DAILY BLANK	Soil	1		115	112	90	90		
1M09128	DAILY BLANK	Soil	1		116	113	95	97		
2M07790	DAILY BLANK	Soil	1		104	103	98	95		
7M14007	DAILY BLANK	Methanol	1		112	109	92	97		
7M14052	DAILY BLANK	Aqueous	1		108	104	95	107		
7M14200	DAILY BLANK	Methanol	1		103	100	95	105		
7M14064	AC19506-001	Aqueous	1		117	110	94	101		
2M07795	AC19506-002	Soil	1		109	100	96	95		
1M09124	AC19506-003	Soil	1		114	117	94	94		
1M09125	AC19506-004	Soil	1		122	115	96	97		
1M09130	AC19506-005(MS:AC	Soil	1		109	109	103	90		
1M09132	AC19506-006(MSD:A	Soil	1		108	104	99	89		
2M07796	AC19506-007	Soil	1		114	112	99	92		
1M09131	AC19506-008	Soil	1		118	114	92	89		
2M07797	AC19506-009	Soil	1		110	110	99	103		
2M07798	AC19506-010	Soil	1		107	96	98	103		
2M07799	AC19506-011	Soil	1		112	100	96	105		
2M07800	AC19506-012	Soil	1		115	102	97	109		
2M07801	AC19506-013	Soil	1		112	94	98	103		
2M07802	AC19506-014	Soil	1		112	108	100	105		
1M09133	AC19506-015	Soil	1		117	117	93	95		
1M09134	AC19506-016	Soil	1		118	113	93	94		
1M09135	AC19506-017	Soil	1		114	112	90	97		
1M09136	AC19506-018	Soil	1		113	109	96	95		
1M09137	AC19506-019	Soil	1		122	115	94	105		
1M09138	AC19506-020	Soil	1		116	116	95	100		
1M09139	AC19506-021	Soil	1		115	115	101	101		
1M09140	AC19506-022	Soil	1		115	109	91	97		
1M09141	AC19506-023	Soil	1		117	117	95	101		
1M09142	AC19506-024	Soil	1		120	120	91	89		
7M14018	AC19506-025(400UL)	Methanol	1		100	101	93	78		
1M09143	AC19506-026	Soil	1		118	111	90	93		
1M09144	AC19506-027	Soil	1		125	110	100	115		
1M09151	AC19506-028(5X)	Soil	1		98	97	95	107		
1M09145	AC19506-029	Soil	1		112	113	93	98		
1M09146	AC19506-030	Soil	1		118	111	93	90		
1M09150	AC19506-031(5X)	Soil	1		116	113	90	90		
1M09149	AC19506-032	Soil	1		113	113	90	95		
1M09129	MBS2620	Soil	1		107	109	103	89		
2M07791	MBS2618	Soil	1		112	105	93	94		
2M07792	AC19474-001(MS)	Soil	1		111	107	95	96		
2M07793	AC19474-001(MSD)	Soil	1		107	109	94	97		
7M14204	MBS2643	Methanol	1		100	107	101	95		
7M14211	AC19498-002(MS)	Methanol	1		95	95	99	90		
7M14212	AC19498-002(MSD)	Methanol	1		98	105	98	93		

Flags: SD=Surrogate diluted out  
 \*=Surrogate out

Method: 8260

### Soil Limits

Compound	Spike	
	Amt	Limits
S1=Dibromofluoromethane	30	50-150
S2=1,2-Dichloroethane-d4	30	80-120
S3=Toluene-d8	30	81-117
S4=Bromofluorobenzene	30	74-121

### Aqueous Limits

Compound	Spike	
	Amt	Limits
S1=Dibromofluoromethane	30	50-150
S2=1,2-Dichloroethane-d4	30	80-120
S3=Toluene-d8	30	88-110
S4=Bromofluorobenzene	30	86-115

**FORM 3**  
Spike Recovery

0186

Batch Number: MBS2618  
 Mbs Name: MBS2618  
 Ns Name: AC19474-001  
 Ms Name: AC19474-001(MS)  
 Msd Name: AC19474-001(MS)

Mbs File: 2M07791.D  
 Non Spk'd File: 2M07762.D  
 Spike File: 2M07792.D  
 Spike Dup File: 2M07793.D  
 Matrix: Soil  
 Method: 8260

Compound	Col	Mr	Conc Exp	Lo Lim	Hi Lim	Rpd Lim	Mbs Conc	Sample Conc	Spike Conc	Spike Dup Conc	Mbs Rec	MS Rec	Msd Rec	Rpd
1,1-Dichloroethene	1	0	50	59	172	22	70.43	0.00	61.99	55.92	141	124	112	10
Trichloroethene	1	0	50	62	137	24	53.63	0.00	45.43	43.95	107	91	88	3.3
Benzene	1	0	50	66	142	21	51.74	0.00	44.45	42.20	103	89	84	5.2
Toluene	1	0	50	59	139	21	47.94	0.00	41.00	39.78	96	82	80	3
Chlorobenzene	1	0	50	60	133	21	48.71	0.00	42.34	40.78	97	85	82	3.8

**Note:**

Rp = Failed Rpd Criteria

Mo = Failed Recovery Criteria

^ - Both Ms and Msd Recoveries = 0 ... no valid information can be calculated

**FORM 3**  
Spike Recovery

187

Batch Number: MBS2620

Mbs File: 1M09129.D

Mbs Name: MBS2620

Non Spk'd File: 1M09125.D

Ns Name: AC19506-004

Spike File: 1M09130.D

Ms Name: AC19506-005(MS)

Spike Dup File: 1M09132.D

Msd Name: AC19506-006(MS)

Matrix: Soil

Method: 8260

Compound	Col	Mr	Conc	Lo	Hi	Rpd	Mbs	Sample	Spike	Spike	Mbs	MS	Msd	Rpd
			Exp	Llm	Lim	Llm	Conc	Conc	Conc	Dup	Rec	Rec	Rec	
1,1-Dichloroethene	1	0	50	59	172	22	60.04	0.00	49.80	55.75	120	100	112	11
Trichloroethene	1	0	50	62	137	24	59.60	0.00	43.01	47.85	119	86	96	11
Benzene	1	0	50	66	142	21	59.54	0.00	50.00	53.44	119	100	107	6.7
Toluene	1	0	50	59	139	21	58.66	0.00	45.49	48.21	117	91	96	5.8
Chlorobenzene	1	0	50	60	133	21	56.37	0.00	37.10	41.77	113	74	84	12

**Note:**

Rp = Failed Rpd Criteria

Mo = Failed Recovery Criteria

^ - Both Ms and Msd Recoveries = 0 ... no valid information can be calculated

**FORM 3**  
Spike Recovery

0188

Batch Number: MBS2643  
 Mbs Name: MBS2643  
 Ns Name: AC19498-002  
 Ms Name: AC19498-002(MS)  
 Msd Name: AC19498-002(MS)

Mbs File: 7M14204.D  
 Non Spk'd File: 7M14055.D  
 Spike File: 7M14211.D  
 Spike Dup File: 7M14212.D  
 Matrix: Methanol  
 Method: 8260

Compound	Col	Mr	Conc Exp	Lo Llm	Hi Lim	Rpd Llm	Mbs Conc	Sample Conc	Spike Conc	Spike Dup Conc	Mbs Rec	MS Rec	Msd Rec	Rpd
1,1-Dichloroethene	1	0	20	59	172	22	22.91	0.00	46.45	16.39	115	232 Mo	82	96Rp
Trichloroethene	1	0	20	62	137	24	20.86	0.00	46.82	15.20	104	234 Mo	76	100Rp
Benzene	1	0	20	66	142	21	20.43	0.00	44.59	15.03	102	223 Mo	75	99Rp
Toluene	1	0	20	59	139	21	21.84	0.00	48.14	15.68	109	241 Mo	78	100Rp
Chlorobenzene	1	0	20	60	133	21	21.69	0.00	47.70	15.31	108	238 Mo	77	100Rp

**Note:**

Rp = Failed Rpd Criteria

Mo = Failed Recovery Criteria

^ - Both Ms and Msd Recoveries = 0 ... no valid information can be calculated

FORM 4  
Blank Summary

Blank Number: DAILY BLANK  
Blank Data File: 1M09110.D  
Matrix: Soil

Blank Analysis Date: 09/09/05 10:36  
Blank Extraction Date: NA  
(If Applicable)

Sample Number	Data File	Analysis Date
AC19506-003	1M09124.D	09/09/05 16:29
AC19506-004	1M09125.D	09/09/05 16:54



FORM 4  
Blank Summary

Blank Number: DAILY BLANK  
Blank Data File: 2M07790.D  
Matrix: Soil

Blank Analysis Date: 09/09/05 14:27  
Blank Extraction Date: NA  
(If Applicable)

Sample Number	Data File	Analysis Date
AC19506-002	2M07795.D	09/09/05 16:36
AC19506-007	2M07796.D	09/09/05 17:02
AC19506-009	2M07797.D	09/09/05 17:28
AC19506-010	2M07798.D	09/09/05 17:54
AC19506-011	2M07799.D	09/09/05 18:20
AC19506-012	2M07800.D	09/09/05 18:46
AC19506-013	2M07801.D	09/09/05 19:12
AC19506-014	2M07802.D	09/09/05 19:38
MBS2618	2M07791.D	09/09/05 14:53
AC19474-001(MS)	2M07792.D	09/09/05 15:19
AC19474-001(MS)	2M07793.D	09/09/05 15:45

FORM 4  
Blank Summary

Blank Number: DAILY BLANK  
Blank Data File: 7M14007.D  
Matrix: Methanol

Blank Analysis Date: 09/09/05 15:32  
Blank Extraction Date: NA  
(If Applicable)

---

Sample Number	Data File	Analysis Date
AC19506-025(400	7M14018.D	09/09/05 20:02

FORM 4  
Blank SummaryBlank Number: DAILY BLANK  
Blank Data File: 1M09128.D  
Matrix: SoilBlank Analysis Date: 09/09/05 18:07  
Blank Extraction Date: NA  
(If Applicable)

Sample Number	Data File	Analysis Date
AC19506-005(MS)	1M09130.D	09/09/05 18:57
AC19506-006(MS)	1M09132.D	09/09/05 20:08
AC19506-008	1M09131.D	09/09/05 19:21
AC19506-015	1M09133.D	09/09/05 20:32
AC19506-016	1M09134.D	09/09/05 20:57
AC19506-017	1M09135.D	09/09/05 21:21
AC19506-018	1M09136.D	09/09/05 21:46
AC19506-019	1M09137.D	09/09/05 22:10
AC19506-020	1M09138.D	09/09/05 22:35
AC19506-021	1M09139.D	09/09/05 22:59
AC19506-022	1M09140.D	09/09/05 23:24
AC19506-023	1M09141.D	09/09/05 23:48
AC19506-024	1M09142.D	09/10/05 00:13
AC19506-026	1M09143.D	09/10/05 00:37
AC19506-027	1M09144.D	09/10/05 01:02
AC19506-028(5X)	1M09151.D	09/10/05 03:53
AC19506-029	1M09145.D	09/10/05 01:26
AC19506-030	1M09146.D	09/10/05 01:51
AC19506-031(5X)	1M09150.D	09/10/05 03:29
AC19506-032	1M09149.D	09/10/05 03:04
MBS2620	1M09129.D	09/09/05 18:32

FORM 4  
Blank Summary

Blank Number: DAILY BLANK  
Blank Data File: 7M14052.D  
Matrix: Aqueous

Blank Analysis Date: 09/12/05 11:35  
Blank Extraction Date: NA  
(If Applicable)

Sample Number	Data File	Analysis Date
AC19506-001	7M14064.D	09/12/05 16:37

FORM 4  
Blank Summary

Blank Number: DAILY BLANK  
Blank Data File: 7M14200.D  
Matrix: Methanol

Blank Analysis Date: 09/16/05 13:53  
Blank Extraction Date: NA  
(If Applicable)

Sample Number	Data File	Analysis Date
AC19498-002(MS)	7M14211.D	09/16/05 18:32
AC19498-002(MS)	7M14212.D	09/16/05 18:58
MBS2643	7M14204.D	09/16/05 15:34

# Form 5

Tune Name: BFB TUNE

Data File: 7M13377.D

Instrument: Gcms\_7

Analysis Date: 08/17/05 10:19

Tune Scan/Time Range: Scan 1282

Tgt Mass	Rel Mass	Lo Lim	Hi Lim	Rel Abund	Raw Abund	Pass/Fail
50	95	15	40	19.9	1467	PASS
75	95	30	60	45.6	3363	PASS
95	95	100	100	100.0	7369	PASS
96	95	5	9	6.8	500	PASS
173	174	0.00	2	0.0	0	PASS
174	95	50	100	89.3	6581	PASS
175	174	5	9	7.2	473	PASS
176	174	95	101	96.7	6364	PASS
177	176	5	9	6.2	395	PASS

Data File	Sample Number	Analysis Date:
7M13378.D	CAL @ 500 PPB	08/17/05 10:34
7M13379.D	CAL @ 100 PPB	08/17/05 10:59
7M13380.D	CAL @ 50 PPB	08/17/05 11:25
7M13381.D	CAL @ 20 PPB	08/17/05 11:50
7M13382.D	CAL @ 10 PPB	08/17/05 12:15
7M13383.D	CAL @ 5 PPB	08/17/05 12:41
7M13384.D	CAL @ 1 PPB	08/17/05 13:06
7M13385.D	BLK	08/17/05 13:31
7M13386.D	DAILY BLANK	08/17/05 13:57
7M13387.D	DAILY BLANK	08/17/05 14:22
7M13388.D	AC19041-005	08/17/05 14:47
7M13389.D	AC19098-002	08/17/05 15:12
7M13390.D	MBS2542	08/17/05 15:44
7M13391.D	AC19062-001	08/17/05 16:09
7M13392.D	AC19062-003	08/17/05 16:35
7M13393.D	AC19062-004	08/17/05 17:00
7M13394.D	AC19103-001	08/17/05 17:26
7M13395.D	AC19103-002	08/17/05 17:50
7M13396.D	AC19103-003	08/17/05 18:14
7M13397.D	AC19103-004	08/17/05 18:39
7M13398.D	AC19103-005	08/17/05 19:05
7M13399.D	AC19103-006	08/17/05 19:30
7M13400.D	AC19062-002	08/17/05 19:54
7M13401.D	AC19041-005(MS)	08/17/05 20:19
7M13402.D	AC19041-005(MS)	08/17/05 20:42
7M13403.D	MBS2543	08/17/05 21:06
7M13404.D	AC19011-001(MS)	08/17/05 21:32
7M13405.D	AC19011-001(MS)	08/17/05 21:57
7M13406.D	AC19088-005	08/17/05 22:21
7M13407.D	AC19088-004	08/17/05 22:46
7M13408.D	AC19096-001	08/17/05 23:11
7M13409.D	AC19096-002	08/17/05 23:36
7M13410.D	AC19088-001	08/18/05 00:00
7M13411.D	AC19102-001	08/18/05 00:25
7M13412.D	AC19102-002	08/18/05 00:49
7M13413.D	AC19102-003	08/18/05 01:14
7M13414.D	AC19102-004	08/18/05 01:39
7M13415.D	AC19102-006	08/18/05 02:04
7M13416.D	AC19088-003	08/18/05 02:28

5510

# Form 5

Tune Name: BFB TUNE

Data File: 1M09051.D

Instrument: GCMS\_1

Analysis Date: 09/06/05 12:38

Tune Scan/Time Range: Average of 6.355 to 6.385 min

Tgt Mass	Rel Mass	Lo Lim	Hi Lim	Rel Abund	Raw Abund	Pass/Fail
50	95	15	40	24.6	21338	PASS
75	95	30	60	52.2	45256	PASS
95	95	100	100	100.0	86672	PASS
96	95	5	9	7.9	6875	PASS
173	174	0.00	2	0.2	126	PASS
174	95	50	100	82.9	71835	PASS
175	174	5	9	8.4	6036	PASS
176	174	95	101	96.2	69112	PASS
177	176	5	9	7.5	5214	PASS

Data File	Sample Number	Analysis Date:
1M09052.D	CAL @ 500 PPB	09/06/05 12:52
1M09053.D	CAL @ 100 PPB	09/06/05 13:17
1M09054.D	CAL @ 50 PPB	09/06/05 13:41
1M09055.D	CAL @ 20 PPB	09/06/05 14:06
1M09056.D	CAL @ 10 PPB	09/06/05 14:30
1M09057.D	CAL @ 5 PPB	09/06/05 14:55
1M09058.D	CAL @ 1 PPB	09/06/05 15:19
1M09059.D	DAILY BLANK	09/06/05 15:44
1M09060.D	BLK	09/06/05 16:08
1M09061.D	AC19428-001	09/06/05 16:33
1M09062.D	AC19433-003	09/06/05 16:57
1M09063.D	AC19433-004	09/06/05 17:22
1M09064.D	AC19433-005	09/06/05 17:46
1M09065.D	AC19433-006	09/06/05 18:10
1M09066.D	AC19433-007	09/06/05 18:35
1M09067.D	AC19433-008	09/06/05 18:59
1M09068.D	AC19433-013	09/06/05 19:24
1M09069.D	AC19433-014	09/06/05 19:48
1M09070.D	BLK	09/06/05 20:13
1M09071.D	BLK	09/06/05 20:37
1M09072.D	BLK	09/06/05 21:02
1M09073.D	BLK	09/06/05 21:26
1M09074.D	BLK	09/06/05 21:51
1M09075.D	BLK	09/06/05 22:15
1M09076.D	BLK	09/06/05 22:39
1M09077.D	BLK	09/06/05 23:04

0196

# Form 5

0197

Tune Name: BFB TUNE  
Instrument: GCMS\_2

Data File: 2M07724.D  
Analysis Date: 09/07/05 09:47

Tune Scan/Time Range: Average of 10.411 to 10.451 min

Tgt Mass	Rel Mass	Lo Lim	Hi Lim	Rel Abund	Raw Abund	Pass/Fail
50	95	15	40	28.7	53451	PASS
75	95	30	60	58.7	109397	PASS
95	95	100	100	100.0	186510	PASS
96	95	5	9	7.3	13594	PASS
173	174	0.00	2	0.4	453	PASS
174	95	50	100	61.8	115277	PASS
175	174	5	9	7.6	8772	PASS
176	174	95	101	100.6	116010	PASS
177	176	5	9	7.1	8223	PASS

Data File	Sample Number	Analysis Date:
2M07725.D	CAL @ 500 PPB	09/07/05 10:07
2M07726.D	CAL @ 100 PPB	09/07/05 10:33
2M07727.D	CAL @ 50 PPB	09/07/05 10:59
2M07728.D	CAL @ 20 PPB	09/07/05 11:25
2M07729.D	CAL @ 10 PPB	09/07/05 11:51
2M07730.D	CAL @ 5 PPB	09/07/05 12:17
2M07731.D	CAL @ 1 PPB	09/07/05 12:43
2M07732.D	DAILY BLANK	09/07/05 13:09
2M07733.D	BLK	09/07/05 13:35
2M07734.D	MBS2603	09/07/05 14:28
2M07735.D	AC19421-002(MS)	09/07/05 14:54
2M07736.D	AC19421-002(MS)	09/07/05 15:20
2M07737.D	AC19454-004	09/07/05 15:46
2M07738.D	AC19454-005	09/07/05 16:12
2M07739.D	AC19454-006	09/07/05 16:37
2M07740.D	AC19458-001	09/07/05 17:03
2M07741.D	AC19454-001	09/07/05 17:29
2M07742.D	AC19454-003	09/07/05 17:55
2M07743.D	AC19454-004	09/07/05 18:21
2M07744.D	AC19454-002	09/07/05 18:48
2M07745.D	MBS2606	09/07/05 19:13
2M07746.D	AC19421-003(MS)	09/07/05 19:39
2M07747.D	AC19421-003(MS)	09/07/05 20:05
2M07748.D	BLK	09/07/05 20:31
2M07749.D	BLK	09/07/05 20:57
2M07750.D	BLK	09/07/05 21:23
2M07751.D	BLK	09/07/05 21:49
2M07752.D	BLK	09/07/05 22:15



# Form 5

Tune Name: BFB TUNE  
Instrument: GCMS\_1

Data File: 1M09107.D  
Analysis Date: 09/09/05 09:24

09/09/05

Tune Scan/Time Range: Average of 6.356 to 6.392 min

Tgt Mass	Rel Mass	Lo Lim	Hi Lim	Rel Abund	Raw Abund	Pass/Fail
50	95	15	40	24.2	26198	PASS
75	95	30	60	51.2	55338	PASS
95	95	100	100	100.0	108177	PASS
96	95	5	9	7.9	8494	PASS
173	174	0.00	2	0.1	94	PASS
174	95	50	100	80.9	87510	PASS
175	174	5	9	7.9	6915	PASS
176	174	95	101	96.8	84678	PASS
177	176	5	9	7.3	6148	PASS

Data File	Sample Number	Analysis Date:
1M09108.D	CAL @ 50 PPB	09/09/05 09:43
1M09109.D	BLK	09/09/05 10:12
1M09110.D	DAILY BLANK	09/09/05 10:36
1M09111.D	AC19474-005	09/09/05 11:01
1M09112.D	AC19472-013	09/09/05 11:25
1M09113.D	AC19472-014	09/09/05 11:50
1M09114.D	AC19472-015	09/09/05 12:14
1M09115.D	AC19472-016	09/09/05 12:39
1M09116.D	AC19472-004	09/09/05 13:03
1M09117.D	AC19472-007	09/09/05 13:28
1M09118.D	AC19472-012	09/09/05 13:52
1M09119.D	AC19472-008(5X)	09/09/05 14:17
1M09120.D	MBS2619	09/09/05 14:42
1M09121.D	AC19472-013(MS)	09/09/05 15:06
1M09122.D	AC19472-013(MS)	09/09/05 15:31
1M09123.D	BLK	09/09/05 15:56
1M09124.D	AC19506-003	09/09/05 16:29
1M09125.D	AC19506-004	09/09/05 16:54

# Form 5

Tune Name: BFB TUNE

Data File: 7M13994.D

Instrument: Gcms\_7

Analysis Date: 09/09/05 10:09

Tune Scan/Time Range: Average of 4.592 to 4.602 min

0199

Tgt Mass	Rel Mass	Lo Lim	Hi Lim	Rel Abund	Raw Abund	Pass/Fail
50	95	15	40	20.0	859	PASS
75	95	30	60	47.3	2033	PASS
95	95	100	100	100.0	4296	PASS
96	95	5	9	8.3	358	PASS
173	174	0.00	2	0.0	0	PASS
174	95	50	100	94.8	4074	PASS
175	174	5	9	8.5	347	PASS
176	174	95	101	96.2	3919	PASS
177	176	5	9	7.3	285	PASS

Data File	Sample Number	Analysis Date:
7M13995.D	CAL @ 20 PPB	09/09/05 10:20
7M13996.D	BLK	09/09/05 10:55
7M13997.D	BLK	09/09/05 11:20
7M13998.D	BLK	09/09/05 11:46
7M13999.D	BLK	09/09/05 12:11
7M14000.D	BLK	09/09/05 12:36
7M14001.D	DAILY BLANK	09/09/05 13:01
7M14002.D	AC19472-011	09/09/05 13:26
7M14003.D	AC19482-004	09/09/05 13:51
7M14004.D	AC19482-005	09/09/05 14:16
7M14005.D	AC19472-009	09/09/05 14:42
7M14006.D	AC19472-010	09/09/05 15:07
7M14007.D	DAILY BLANK	09/09/05 15:32
7M14008.D	AC19482-001	09/09/05 15:57
7M14009.D	AC19482-002	09/09/05 16:23
7M14010.D	AC19482-003	09/09/05 16:47
7M14011.D	AC19488-001	09/09/05 17:11
7M14012.D	AC19488-002	09/09/05 17:36
7M14013.D	AC19488-003	09/09/05 17:59
7M14014.D	AC19488-004	09/09/05 18:24
7M14015.D	AC19488-005	09/09/05 18:49
7M14016.D	AC19488-006	09/09/05 19:13
7M14017.D	AC19488-007	09/09/05 19:38
7M14018.D	AC19506-025(400	09/09/05 20:02
7M14019.D	MBS2621	09/09/05 20:26
7M14020.D	AC19452-001(MS)	09/09/05 20:51
7M14021.D	AC19452-001(MS	09/09/05 21:15
7M14022.D	AC19349-002	09/09/05 21:40
7M14023.D	AC19349-003	09/09/05 22:06
7M14024.D	BLK	09/09/05 22:30
7M14025.D	AC19477-002	09/09/05 22:54
7M14026.D	AC19477-003	09/09/05 23:18
7M14027.D	AC19478-002	09/09/05 23:43
7M14028.D	AC19478-003	09/10/05 00:08
7M14029.D	AC19480-004	09/10/05 00:33
7M14030.D	AC19488-018	09/10/05 00:57
7M14031.D	AC19488-019	09/10/05 01:22
7M14032.D	AC19473-001	09/10/05 01:46
7M14033.D	AC19478-001	09/10/05 02:12
7M14034.D	AC19479-003	09/10/05 02:36
7M14035.D	AC19479-004	09/10/05 03:00
7M14036.D	MBS2622	09/10/05 03:24
7M14037.D	AC19473-002	09/10/05 03:48
7M14038.D	AC19476-001	09/10/05 04:13
7M14039.D	AC19477-001	09/10/05 04:38
7M14040.D	AC19469-001(MS)	09/10/05 05:04
7M14041.D	AC19469-001(MS	09/10/05 05:29
7M14042.D	AC19480-001	09/10/05 05:55
7M14043.D	AC19480-002	09/10/05 06:20
7M14044.D	AC19480-003	09/10/05 06:44
7M14045.D	AC19459-004	09/10/05 07:08
7M14046.D	BLK	09/10/05 07:33
7M14047.D	BLK	09/10/05 07:57

# Form 5

Tune Name: BFB TUNE

Data File: 2M07787.D

Instrument: GCMS\_2

Analysis Date: 09/09/05 13:07

Tune Scan/Time Range: Scan 685

Tgt Mass	Rel Mass	Lo Lim	Hi Lim	Rel Abund	Raw Abund	Pass/Fail
50	95	15	40	27.9	9437	PASS
75	95	30	60	57.9	19592	PASS
95	95	100	100	100.0	33864	PASS
96	95	5	9	7.2	2435	PASS
173	174	0.00	2	0.0	0	PASS
174	95	50	100	84.4	28584	PASS
175	174	5	9	8.7	2494	PASS
176	174	95	101	97.1	27760	PASS
177	176	5	9	8.7	2409	PASS

Data File	Sample Number	Analysis Date:
2M07788.D	CAL @ 50 PPB	09/09/05 13:28
2M07789.D	BLK	09/09/05 14:01
2M07790.D	DAILY BLANK	09/09/05 14:27
2M07791.D	MBS2618	09/09/05 14:53
2M07792.D	AC19474-001(MS)	09/09/05 15:19
2M07793.D	AC19474-001(MS)	09/09/05 15:45
2M07794.D	BLK	09/09/05 16:10
2M07795.D	AC19506-002	09/09/05 16:36
2M07796.D	AC19506-007	09/09/05 17:02
2M07797.D	AC19506-009	09/09/05 17:28
2M07798.D	AC19506-010	09/09/05 17:54
2M07799.D	AC19506-011	09/09/05 18:20
2M07800.D	AC19506-012	09/09/05 18:46
2M07801.D	AC19506-013	09/09/05 19:12
2M07802.D	AC19506-014	09/09/05 19:38
2M07803.D	AC19506-015	09/09/05 20:04
2M07804.D	AC19506-016	09/09/05 20:30
2M07805.D	AC19506-017	09/09/05 20:55
2M07806.D	AC19506-018	09/09/05 21:21
2M07807.D	AC19506-019	09/09/05 21:47
2M07808.D	AC19506-020	09/09/05 22:13
2M07809.D	AC19506-021	09/09/05 22:40
2M07810.D	AC19506-022	09/09/05 23:06
2M07811.D	AC19506-023	09/09/05 23:32
2M07812.D	AC19506-024	09/09/05 23:58
2M07813.D	AC19506-026	09/10/05 00:24
2M07814.D	AC19506-027	09/10/05 00:50
2M07815.D	AC19506-029	09/10/05 01:16
2M07816.D	BLK	09/10/05 01:42
2M07817.D	BLK	09/10/05 02:08
2M07818.D	BLK	09/10/05 02:34
2M07819.D	BLK	09/10/05 03:00
2M07820.D	BLK	09/10/05 03:26
2M07821.D	BLK	09/10/05 03:52
2M07822.D	BLK	09/10/05 04:17
2M07823.D	BLK	09/10/05 04:43
2M07824.D	BLK	09/10/05 05:09
2M07825.D	BLK	09/10/05 05:34

0208

# Form 5

Tune Name: BFB TUNE  
Instrument: GCMS\_I

Data File: 1M09126.D  
Analysis Date: 09/09/05 17:20

09-09-05

Tune Scan/Time Range: Scan 654

Tgt Mass	Rel Mass	Lo Lim	Hi Lim	Rel Abund	Raw Abund	Pass/Fail
50	95	15	40	24.8	29960	PASS
75	95	30	60	52.2	63008	PASS
95	95	100	100	100.0	120624	PASS
96	95	5	9	7.3	8830	PASS
173	174	0.00	2	0.0	0	PASS
174	95	50	100	89.0	107312	PASS
175	174	5	9	7.5	8043	PASS
176	174	95	101	97.0	104072	PASS
177	176	5	9	7.2	7517	PASS

Data File	Sample Number	Analysis Date:
1M09127.D	CAL @ 50 PPB	09/09/05 17:39
1M09128.D	DAILY BLANK	09/09/05 18:07
1M09129.D	MBS2620	09/09/05 18:32
1M09130.D	AC19506-005(MS:	09/09/05 18:57
1M09131.D	AC19506-008	09/09/05 19:21
1M09132.D	AC19506-006(MS	09/09/05 20:08
1M09133.D	AC19506-015	09/09/05 20:32
1M09134.D	AC19506-016	09/09/05 20:57
1M09135.D	AC19506-017	09/09/05 21:21
1M09136.D	AC19506-018	09/09/05 21:46
1M09137.D	AC19506-019	09/09/05 22:10
1M09138.D	AC19506-020	09/09/05 22:35
1M09139.D	AC19506-021	09/09/05 22:59
1M09140.D	AC19506-022	09/09/05 23:24
1M09141.D	AC19506-023	09/09/05 23:48
1M09142.D	AC19506-024	09/10/05 00:13
1M09143.D	AC19506-026	09/10/05 00:37
1M09144.D	AC19506-027	09/10/05 01:02
1M09145.D	AC19506-029	09/10/05 01:26
1M09146.D	AC19506-030	09/10/05 01:51
1M09147.D	AC19506-032	09/10/05 02:15
1M09148.D	AC19506-030	09/10/05 02:40
1M09149.D	AC19506-032	09/10/05 03:04
1M09150.D	AC19506-031(5X)	09/10/05 03:29
1M09151.D	AC19506-028(5X)	09/10/05 03:53
1M09152.D	AC19506-031(5X)	09/10/05 04:18
1M09153.D	AC19506-028(5X)	09/10/05 04:42
1M09154.D	AC19506-025(5X)	09/10/05 05:07
1M09155.D	BLK	09/10/05 05:31
1M09156.D	BLK	09/10/05 05:56
1M09157.D	BLK	09/10/05 06:20
1M09158.D	BLK	09/10/05 06:45
1M09159.D	BLK	09/10/05 07:09
1M09160.D	BLK	09/10/05 07:33
1M09161.D	BLK	09/10/05 07:58
1M09162.D	BLK	09/10/05 08:22
1M09163.D	BLK	09/10/05 08:47

# Form 5

0202

Tune Name: BFB TUNE  
Instrument: Gcms\_7

Data File: 7M14050.D  
Analysis Date: 09/12/05 10:49

Tune Scan/Time Range: Average of 4.596 to 4.608 min

Tgt Mass	Rel Mass	Lo Lim	Hi Lim	Rel Abund	Raw Abund	Pass/ Fail
50	95	15	40	17.3	575	PASS
75	95	30	60	44.3	1470	PASS
95	95	100	100	100.0	3315	PASS
96	95	5	9	7.2	238	PASS
173	174	0.00	2	0.0	0	PASS
174	95	50	100	95.8	3175	PASS
175	174	5	9	7.8	249	PASS
176	174	95	101	95.5	3033	PASS
177	176	5	9	7.0	211	PASS

Data File	Sample Number	Analysis Date:
7M14051.D	CAL @ 20 PPB	09/12/05 11:03
7M14052.D	DAILY BLANK	09/12/05 11:35
7M14053.D	DAILY BLANK	09/12/05 12:00
7M14054.D	AC19498-001	09/12/05 12:25
7M14055.D	AC19498-002	09/12/05 12:50
7M14056.D	AC19498-003	09/12/05 13:15
7M14057.D	AC19498-004	09/12/05 13:40
7M14058.D	AC19499-001	09/12/05 14:05
7M14059.D	AC19499-002	09/12/05 14:30
7M14060.D	MBS2624	09/12/05 14:55
7M14061.D	AC19498-006	09/12/05 15:21
7M14062.D	AC19499-004	09/12/05 15:46
7M14063.D	AC19499-005	09/12/05 16:11
7M14064.D	AC19506-001	09/12/05 16:37
7M14065.D	AC19521-011	09/12/05 17:02
7M14066.D	AC19522-007	09/12/05 17:27
7M14067.D	AC19522-008	09/12/05 17:52
7M14068.D	EF-1V6352(09120	09/12/05 18:17
7M14069.D	AC19466-001(T)	09/12/05 18:41
7M14070.D	AC19502-001(T)	09/12/05 19:06
7M14071.D	AC19473-002(MS)	09/12/05 19:31
7M14072.D	AC19473-002(MS)	09/12/05 19:57
7M14073.D	AC19500-001	09/12/05 20:21
7M14074.D	AC19500-002	09/12/05 20:46
7M14075.D	AC19501-001	09/12/05 21:12
7M14076.D	AC19501-002	09/12/05 21:37
7M14077.D	AC19500-003(10X)	09/12/05 22:04
7M14078.D	AC19432-001(400	09/12/05 22:28
7M14079.D	MBS2628	09/12/05 22:54
7M14080.D	AC19476-001(MS)	09/12/05 23:18
7M14081.D	AC19476-001(MS)	09/12/05 23:42
7M14082.D	AC19497-005	09/13/05 00:07
7M14083.D	AC19498-007	09/13/05 00:32
7M14084.D	AC19509-019	09/13/05 00:58
7M14085.D	AC19509-020	09/13/05 01:23
7M14086.D	AC19517-001	09/13/05 01:48
7M14087.D	AC19517-005	09/13/05 02:14
7M14088.D	AC19517-006	09/13/05 02:38
7M14089.D	AC19518-004	09/13/05 03:02
7M14090.D	AC19519-001	09/13/05 03:28
7M14091.D	AC19519-002	09/13/05 03:52
7M14092.D	AC19480-003	09/13/05 04:17
7M14093.D	AC19491-004(10X)	09/13/05 04:44
7M14094.D	AC19491-005(10X)	09/13/05 05:10
7M14095.D	AC19491-006(10X)	09/13/05 05:37
7M14096.D	AC19491-009(10X)	09/13/05 06:04
7M14097.D	AC19491-010(10X)	09/13/05 06:31
7M14098.D	AC19480-002(50X)	09/13/05 06:59
7M14099.D	AC19491-001	09/13/05 07:25
7M14100.D	AC19491-002	09/13/05 07:50
7M14101.D	AC19491-003	09/13/05 08:15
7M14102.D	AC19491-013	09/13/05 08:41
7M14103.D	BLK	09/13/05 09:06
7M14104.D	AC19491-001(20X)	09/13/05 09:34
7M14105.D	AC19491-003(20X)	09/13/05 10:02
7M14106.D	BLK	09/13/05 10:27

# Form 5

Tune Name: BFB TUNE

Data File: 7M14164.D

Instrument: Gcms\_7

Analysis Date: 09/15/05 09:38

Tune Scan/Time Range: Average of 4.596 to 4.615 min

Tgt Mass	Rel Mass	Lo Lim	Hi Lim	Rel Abund	Raw Abund	Pass/Fail
50	95	15	40	15.9	451	PASS
75	95	30	60	45.9	1302	PASS
95	95	100	100	100.0	2838	PASS
96	95	5	9	6.6	187	PASS
173	174	0.00	2	0.0	0	PASS
174	95	50	100	94.2	2673	PASS
175	174	5	9	7.6	203	PASS
176	174	95	101	95.7	2558	PASS
177	176	5	9	6.2	158	PASS

Data File	Sample Number	Analysis Date:
7M14165.D	CAL @ 500 PPB	09/15/05 10:02
7M14166.D	CAL @ 100 PPB	09/15/05 10:27
7M14167.D	CAL @ 50 PPB	09/15/05 10:52
7M14168.D	CAL @ 20 PPB	09/15/05 11:18
7M14169.D	CAL @ 10 PPB	09/15/05 11:43
7M14170.D	CAL @ 5 PPB	09/15/05 12:08
7M14171.D	CAL @ 1 PPB	09/15/05 12:34
7M14172.D	DAILY BLANK	09/15/05 12:59
7M14173.D	DAILY BLANK	09/15/05 13:24
7M14174.D	AC19323-009(40u	09/15/05 13:49
7M14175.D	AC19323-008(100	09/15/05 14:15
7M14176.D	MBS2638	09/15/05 14:40
7M14177.D	AC19575-001(200	09/15/05 15:05
7M14178.D	AC19323-005	09/15/05 15:30
7M14179.D	AC19539-003(T:M	09/15/05 15:55
7M14180.D	AC19539-003(T:M	09/15/05 16:22
7M14181.D	MBS2639	09/15/05 16:47
7M14182.D	BLK	09/15/05 17:13
7M14183.D	AC19323-008(100	09/15/05 17:38
7M14184.D	BLK	09/15/05 18:03
7M14185.D	AC19575-001(200	09/15/05 18:28
7M14186.D	BLK	09/15/05 18:54
7M14187.D	AC19323-009(0.5u	09/15/05 19:19
7M14188.D	BLK	09/15/05 19:45
7M14189.D	BLK	09/15/05 20:10
7M14190.D	AC19615-006(200	09/15/05 20:35
7M14191.D	BLK	09/15/05 21:00
7M14192.D	BLK	09/15/05 21:24
7M14193.D	BLK	09/15/05 21:49
7M14194.D	BLK	09/15/05 22:13
7M14195.D	BLK	09/15/05 22:37

0203

# Form 5

0204

Tune Name: BFB TUNE

Data File: 7M14196.D

Instrument: Gcms\_7

Analysis Date: 09/16/05 12:13

Tune Scan/Time Range: Average of 4.592 to 4.605 min

Tgt Mass	Rel Mass	Lo Lim	Hi Lim	Rel Abund	Raw Abund	Pass/Fail
50	95	15	40	17.0	995	PASS
75	95	30	60	42.9	2517	PASS
95	95	100	100	100.0	5863	PASS
96	95	5	9	7.1	415	PASS
173	174	0.00	2	0.0	0	PASS
174	95	50	100	92.2	5406	PASS
175	174	5	9	7.8	419	PASS
176	174	95	101	98.8	5343	PASS
177	176	5	9	6.7	358	PASS

Data File	Sample Number	Analysis Date:
7M14197.D	CAL @ 20 PPB	09/16/05 12:28
7M14198.D	CAL @ 20 PPB	09/16/05 12:57
7M14199.D	DAILY BLANK	09/16/05 13:28
7M14200.D	DAILY BLANK	09/16/05 13:53
7M14201.D	AC19620-001	09/16/05 14:18
7M14202.D	AC19620-004	09/16/05 14:44
7M14203.D	AC19612-002	09/16/05 15:09
7M14204.D	MBS2643	09/16/05 15:34
7M14205.D	AC19604-001	09/16/05 15:59
7M14206.D	AC19604-002	09/16/05 16:25
7M14207.D	AC19509-001	09/16/05 16:50
7M14208.D	AC19509-004	09/16/05 17:16
7M14209.D	AC19509-005	09/16/05 17:41
7M14210.D	AC19509-008	09/16/05 18:07
7M14211.D	AC19498-002(MS)	09/16/05 18:32
7M14212.D	AC19498-002(MS)	09/16/05 18:58
7M14213.D	AC19615-006	09/16/05 19:23
7M14214.D	BLK	09/16/05 19:48
7M14215.D	AC19608-004(100	09/16/05 20:13
7M14216.D	MBS2644	09/16/05 20:37
7M14217.D	EF-1V6352(09160	09/16/05 21:01
7M14218.D	AC19570-001(T)	09/16/05 21:26
7M14219.D	AC19570-002(T)	09/16/05 21:51
7M14220.D	AC19570-003(T)	09/16/05 22:15
7M14221.D	AC19570-004(T)	09/16/05 22:40
7M14222.D	AC19570-005(T)	09/16/05 23:05
7M14223.D	AC19570-006(T)	09/16/05 23:29
7M14224.D	AC19608-003(T)	09/16/05 23:54
7M14225.D	AC19478-001(MS)	09/17/05 00:20
7M14226.D	AC19478-001(MS)	09/17/05 00:44
7M14227.D	AC19600-002	09/17/05 01:09
7M14228.D	AC19607-010	09/17/05 01:35
7M14229.D	AC19607-011	09/17/05 02:00
7M14230.D	AC19621-003	09/17/05 02:25
7M14231.D	AC19622-001	09/17/05 02:50
7M14232.D	AC19622-002	09/17/05 03:16
7M14233.D	AC19607-001	09/17/05 03:41
7M14234.D	AC19607-002	09/17/05 04:06
7M14235.D	AC19607-003	09/17/05 04:31
7M14236.D	AC19607-004	09/17/05 04:56
7M14237.D	AC19607-005	09/17/05 05:22
7M14238.D	AC19607-006	09/17/05 05:47
7M14239.D	AC19607-007	09/17/05 06:13
7M14240.D	AC19607-008	09/17/05 06:38
7M14241.D	AC19607-009	09/17/05 07:02
7M14242.D	AC19610-001	09/17/05 07:26
7M14243.D	AC19621-001	09/17/05 07:52
7M14244.D	AC19621-002	09/17/05 08:16
7M14245.D	AC19622-003	09/17/05 08:41
7M14246.D	AC19598-002	09/17/05 09:05
7M14247.D	AC19599-002	09/17/05 09:31
7M14248.D	AC19600-001	09/17/05 09:56
7M14249.D	AC19609-001	09/17/05 10:19
7M14250.D	BLK	09/17/05 10:44
7M14251.D	BLK	09/17/05 11:08
7M14252.D	BLK	09/17/05 11:34
7M14253.D	BLK	09/17/05 11:58

**FORM8**  
 Internal Standard Areas  
 Evaluation Std Data File: 7M13381.D  
 Analysis Date/Time: 08/17/05 11:50  
 Lab File ID: CAL @ 20 PPB

0205

	I1		I2		I3		I4		I5		I6	
	Area	RT	Area	RT	Area	RT	Area	RT	Area	RT	Area	RT
Eval File Area/RT:	259210	5.64	181646	8.07	113030	10.09						
Eval File Area Limit:	129605-518420		90823-363292		56515-226060							
Eval File Rt Limit:	5.14-6.14		7.57-8.57		9.59-10.59							

Data File Sample#

7M13378 CAL @ 500 P	251342	5.64	182364	8.07	118681	10.09						
7M13379 CAL @ 100 P	268969	5.64	190685	8.07	118345	10.09						
7M13380 CAL @ 50 PP	268425	5.64	188325	8.07	117656	10.09						
7M13381 CAL @ 20 PP	259210	5.64	181646	8.07	113030	10.09						
7M13382 CAL @ 10 PP	257776	5.64	173640	8.07	108998	10.09						
7M13383 CAL @ 5 PPB	252003	5.64	171758	8.07	104190	10.09						
7M13384 CAL @ 1 PPB	235750	5.64	159606	8.07	86504	10.09						
7M13385 BLK	227605	5.64	152394	8.07	75283	10.09						
7M13386 DAILY BLANK	223786	5.64	154057	8.07	80335	10.09						
7M13387 DAILY BLANK	218039	5.64	146796	8.07	73120	10.09						
7M13388 AC19041-005	218712	5.64	150252	8.07	81438	10.09						
7M13389 AC19098-002	211662	5.64	145423	8.07	70544	10.09						
7M13390 MBS2542	225522	5.64	150556	8.07	89513	10.09						
7M13391 AC19062-001	208819	5.64	142976	8.07	72556	10.09						
7M13392 AC19062-003	247860	5.64	182611	8.07	104885	10.09						
7M13393 AC19062-004	258573	5.64	187152	8.07	111674	10.09						
7M13394 AC19103-001	239836	5.64	159965	8.07	80579	10.09						
7M13395 AC19103-002	230977	5.64	150413	8.07	74242	10.09						
7M13396 AC19103-003	217742	5.64	145914	8.07	73450	10.09						
7M13397 AC19103-004	226715	5.64	144675	8.07	72497	10.09						
7M13398 AC19103-005	210888	5.64	138640	8.07	67322	10.09						
7M13399 AC19103-006	203109	5.64	134599	8.07	64564	10.09						
7M13400 AC19062-002	248474	5.64	184673	8.07	111102	10.09						
7M13401 AC19041-005(	240555	5.64	166560	8.07	98790	10.09						
7M13402 AC19041-005(	239653	5.64	160639	8.07	95212	10.09						
7M13403 MBS2543	231102	5.64	155261	8.07	84739	10.09						
7M13404 AC19011-001(	223170	5.64	151147	8.07	83831	10.09						
7M13405 AC19011-001(	228751	5.64	153246	8.07	85699	10.09						

I1 = Fluorobenzene  
 I2 = Chlorobenzene-d5  
 I3 = 1,4-Dichlorobenzene-d4

I4 =  
 I5 =  
 I6 =

625/8270 Internal Standard concentration = 40 mg/L (in final extract)  
 624/8260 Internal Standard concentration = 30ug/L  
 524 Internal Standard concentration = 5ug/L

**QC Limits:**

**Internal Standard Areas**

Upper Limit = + 100% of internal standard area from daily cal or mid pt.

Lower Limit = - 50% of internal standard area from daily cal or mid pt.

**Retention Times:**

Limit = within +/- 0.5 min of internal standard retention time from the daily cal or mid pt.

**Flags:**

A - Indicates the compound failed the internal standard area criteria

R - Indicates the compound failed the internal standard retention time criteria.



**FORM8**  
**Internal Standard Areas**  
 Evaluation Std Data File: 1M09055.D  
 Analysis Date/Time: 09/06/05 14:06  
 Lab File ID: CAL @ 20 PPB

09-06-05

	I1		I2		I3		I4		I5		I6	
	Area	RT	Area	RT	Area	RT	Area	RT	Area	RT	Area	RT
Eval File Area/RT:	262486	6.93	200052	9.79	121788	11.58						
Eval File Area Limit:	131243-524972		100026-400104		60894-243576							
Eval File Rt Limit:	6.43-7.43		9.29-10.29		11.08-12.08							

Data File Sample#

1M09052 CAL @ 500 P	301697	6.92	208662	9.78	103749	11.57
1M09053 CAL @ 100 P	267730	6.93	212072	9.78	120820	11.57
1M09054 CAL @ 50 PP	282692	6.93	213409	9.79	125859	11.57
1M09055 CAL @ 20 PP	262486	6.93	200052	9.79	121788	11.58
1M09056 CAL @ 10 PP	252791	6.93	202552	9.79	123303	11.57
1M09057 CAL @ 5 PPB	251828	6.93	196796	9.79	122608	11.58
1M09058 CAL @ 1 PPB	226614	6.93	200680	9.79	112968	11.58
1M09059 DAILY BLANK	232384	6.93	184079	9.79	103057	11.58
1M09060 BLK	217381	6.93	172415	9.79	96715	11.58
1M09061 AC19428-001	218412	6.93	167828	9.79	96131	11.58
1M09062 AC19433-003	218749	6.93	184829	9.79	104853	11.58
1M09063 AC19433-004	219468	6.93	184300	9.79	96009	11.58
1M09064 AC19433-005	218092	6.93	169520	9.79	91258	11.58
1M09065 AC19433-006	208730	6.93	184685	9.79	96349	11.58
1M09066 AC19433-007	202129	6.93	158608	9.79	82001	11.58
1M09067 AC19433-008	219248	6.93	170280	9.79	97227	11.58
1M09068 AC19433-013	216327	6.93	168231	9.79	97122	11.58
1M09069 AC19433-014	225089	6.93	182056	9.79	97201	11.58
1M09070 BLK	224244	6.93	179257	9.79	94562	11.58
1M09071 BLK	214224	6.93	164558	9.79	91634	11.58
1M09072 BLK	217063	6.92	173366	9.79	89904	11.58
1M09073 BLK	0	0.00 R	0	0.00 R	0	0.00 R
1M09074 BLK	211678	6.92	174064	9.78	91316	11.57
1M09075 BLK	219619	6.92	177576	9.79	92877	11.58
1M09076 BLK	231094	6.93	179289	9.79	99182	11.58
1M09077 BLK	222742	6.93	180773	9.79	99313	11.58

I1 = Fluorobenzene  
 I2 = Chlorobenzene-d5  
 I3 = 1,4-Dichlorobenzene-d4

I4 =  
 I5 =  
 I6 =

625/8270 Internal Standard concentration = 40 mg/L (in final extract)  
 624/8260 Internal Standard concentration = 30ug/L  
 524 Internal Standard concentration = 5ug/L

**QC Limits:**

**Internal Standard Areas**

Upper Limit = + 100% of internal standard area from daily cal or mid pt.  
 Lower Limit = - 50% of internal standard area from daily cal or mid pt.

**Retention Times:**

Limit = within +/- 0.5 min of internal standard retention time from the daily cal or mid pt.

**Flags:**

A - Indicates the compound failed the internal standard area criteria

R - Indicates the compound failed the internal standard retention time criteria.

**FORM8**  
 Internal Standard Areas  
 Evaluation Std Data File: 2M07728.D  
 Analysis Date/Time: 09/07/05 11:25  
 Lab File ID: CAL @ 20 PPB

0207

Eval File Area/RT:	I1		I2		I3		I4		I5		I6	
	Area	RT	Area	RT	Area	RT	Area	RT	Area	RT	Area	RT
	275790	7.26	202489	10.06	108967	11.87						
Eval File Area Limit:	137895-551580		101244-404978		54484-217934							
Eval File Rt Limit:	6.76-7.76		9.56-10.56		11.37-12.37							

Data File	Sample#	Area	RT	Area	RT	Area	RT	Area	RT	Area	RT
2M07725	CAL @ 500 P	381807	7.26	271785	10.06	131261	11.87				
2M07726	CAL @ 100 P	346444	7.26	261420	10.06	125956	11.86				
2M07727	CAL @ 50 PP	283436	7.26	225705	10.07	124910	11.86				
2M07728	CAL @ 20 PP	275790	7.26	202489	10.06	108967	11.87				
2M07729	CAL @ 10 PP	318310	7.26	245832	10.06	121267	11.87				
2M07730	CAL @ 5 PPB	306882	7.27	219286	10.07	109089	11.87				
2M07731	CAL @ 1 PPB	258884	7.26	214945	10.06	106597	11.87				
2M07732	DAILY BLANK	284582	7.26	221162	10.06	95285	11.87				
2M07733	BLK	257669	7.26	205827	10.06	100516	11.87				
2M07734	MBS2603	259410	7.26	187344	10.07	80649	11.87				
2M07735	AC19421-002(	236493	7.26	176262	10.07	97749	11.87				
2M07736	AC19421-002(	241157	7.26	199190	10.06	100053	11.87				
2M07737	AC19454-004	60917	7.27	44192	10.07	21820	11.88				
2M07738	AC19454-005	220096	7.26	184166	10.07	87300	11.87				
2M07739	AC19454-006	229332	7.27	186825	10.07	92345	11.88				
2M07740	AC19458-001	140504	7.26	114841	10.07	50468	11.88				
2M07741	AC19454-001	258483	7.27	192726	10.07	88160	11.87				
2M07742	AC19454-003	207645	7.27	154216	10.08	73514	11.88				
2M07743	AC19454-004	283480	7.27	192427	10.07	94148	11.88				
2M07744	AC19454-002	276131	7.27	208066	10.07	94572	11.88				
2M07745	MBS2606	212287	7.26	165012	10.07	85813	11.87				
2M07746	AC19421-003(	222585	7.26	168990	10.07	86937	11.87				
2M07747	AC19421-003(	238812	7.26	186123	10.07	88545	11.87				
2M07748	BLK	210592	7.26	168881	10.07	80385	11.87				
2M07749	BLK	199287	7.26	160066	10.07	78713	11.87				
2M07750	BLK	236009	7.26	177554	10.07	77234	11.87				
2M07751	BLK	185230	7.26	146787	10.07	67479	11.87				
2M07752	BLK	175759	7.26	147407	10.07	73365	11.88				

I1 = Fluorobenzene	I4 =	625/8270 Internal Standard concentration = 40 mg/L (in final extract)
I2 = Chlorobenzene-d5	I5 =	624/8260 Internal Standard concentration = 30ug/L
I3 = 1,4-Dichlorobenzene-d4	I6 =	524 Internal Standard concentration = 5ug/L

**QC Limits:**  
**Internal Standard Areas**  
 Upper Limit = + 100% of internal standard area from daily cal or mid pt.  
 Lower Limit = - 50% of internal standard area from daily cal or mid pt.

**Retention Times:** Limit = within +/- 0.5 min of internal standard retention time from the daily cal or mid pt.

**Flags:**  
 A - Indicates the compound failed the internal standard area criteria  
 R - Indicates the compound failed the internal standard retention time criteria.

**FORM8**  
**Internal Standard Areas**  
 Evaluation Std Data File: 1M09108.D  
 Analysis Date/Time: 09/09/05 09:43  
 Lab File ID: CAL @ 50 PPB

09208

	I1		I2		I3		I4		I5		I6	
	Area	RT	Area	RT	Area	RT	Area	RT	Area	RT	Area	RT
Eval File Area/RT:	257313	6.94	198430	9.80	122316	11.59						
Eval File Area Limit:	128656-514626		99215-396860		61158-244632							
Eval File Rt Limit:	6.44-7.44		9.3-10.3		11.09-12.09							

Data File	Sample#						
1M09109	BLK	235162	6.94	198727	9.80	109705	11.59
1M09110	DAILY BLANK	223814	6.95	183543	9.80	100252	11.60
1M09111	AC19474-005	227953	6.94	193714	9.80	107496	11.59
1M09112	AC19472-013	227125	6.94	183570	9.80	98295	11.59
1M09113	AC19472-014	220742	6.94	185230	9.80	100667	11.59
1M09114	AC19472-015	216107	6.94	183951	9.80	99812	11.59
1M09115	AC19472-016	221579	6.95	180060	9.80	104653	11.59
1M09116	AC19472-004	229294	6.94	188287	9.80	104220	11.59
1M09117	AC19472-007	234774	6.95	202106	9.80	112294	11.59
1M09118	AC19472-012	158508	6.94	127888	9.80	68995	11.59
1M09119	AC19472-008	214840	6.95	187057	9.80	103123	11.59
1M09120	MBS2619	238369	6.95	208693	9.80	121286	11.59
1M09121	AC19472-013	241643	6.94	200270	9.80	116084	11.59
1M09122	AC19472-013	242522	6.94	194194	9.80	106733	11.59
1M09123	BLK	211573	6.95	176755	9.81	98111	11.60
1M09124	AC19506-003	212927	6.94	168073	9.80	87614	11.59
1M09125	AC19506-004	220312	6.94	174903	9.80	90974	11.60

I1 = Fluorobenzene	I4 = 625/8270 Internal Standard concentration = 40 mg/L (in final extract)
I2 = Chlorobenzene-d5	I5 = 624/8260 Internal Standard concentration = 30ug/L
I3 = 1,4-Dichlorobenzene-d4	I6 = 524 Internal Standard concentration = 5ug/L

**QC Limits:**

**Internal Standard Areas**

Upper Limit = + 100% of internal standard area from daily cal or mid pt.  
 Lower Limit = - 50% of internal standard area from daily cal or mid pt.

**Retention Times:**

Limit = within +/- 0.5 min of internal standard retention time from the daily cal or mid pt.

**Flags:**

A - Indicates the compound failed the internal standard area criteria  
 R - Indicates the compound failed the internal standard retention time criteria.

**FORM8**  
 Internal Standard Areas  
 Evaluation Std Data File: 2M07788.D  
 Analysis Date/Time: 09/09/05 13:28  
 Lab File ID: CAL @ 50 PPB

8209

	I1		I2		I3		I4		I5		I6	
	Area	RT	Area	RT	Area	RT	Area	RT	Area	RT	Area	RT
Eval File Area/RT:	236925	7.27	197284	10.07	103355	11.88						
Eval File Area Limit:	118462-473850		98642-394568		51678-206710							
Eval File Rt Limit:	6.77-7.77		9.57-10.57		11.38-12.38							

Data File	Sample#						
2M07789	BLK	219377	7.28	152386	10.08	81550	11.89
2M07790	DAILY BLANK	182442	7.27	151365	10.07	76059	11.88
2M07791	MBS2618	181843	7.27	153391	10.08	80751	11.88
2M07792	AC19474-001(	193009	7.28	166098	10.08	92143	11.88
2M07793	AC19474-001(	205484	7.27	174719	10.07	92504	11.88
2M07794	BLK	188322	7.27	150762	10.07	76311	11.88
2M07795	AC19506-002	205199	7.27	167450	10.07	85645	11.88
2M07796	AC19506-007	202000	7.28	165574	10.08	82434	11.89
2M07797	AC19506-009	176743	7.27	133440	10.08	62079	11.89
2M07798	AC19506-010	211858	7.27	172472	10.07	75758	11.88
2M07799	AC19506-011	178316	7.27	143861	10.07	67178	11.88
2M07800	AC19506-012	184921	7.27	143301	10.07	61224	11.88
2M07801	AC19506-013	204762	7.28	165966	10.08	77458	11.89
2M07802	AC19506-014	202996	7.27	161811	10.07	72875	11.88
2M07803	AC19506-015	189106	7.27	149231	10.07	73909	11.88
2M07804	AC19506-016	193517	7.27	157906	10.07	80408	11.88
2M07805	AC19506-017	190424	7.26	149437	10.07	72258	11.87
2M07806	AC19506-018	166035	7.26	140855	10.07	76362	11.88
2M07807	AC19506-019	178718	7.26	140987	10.07	72479	11.87
2M07808	AC19506-020	183722	7.26	166728	10.07	84273	11.87
2M07809	AC19506-021	189065	7.27	150859	10.07	60506	11.87
2M07810	AC19506-022	195067	7.26	163209	10.07	81576	11.87
2M07811	AC19506-023	187611	7.26	161243	10.07	75095	11.87
2M07812	AC19506-024	128201	7.27	111468	10.07	54975	11.88
2M07813	AC19506-026	182995	7.26	155948	10.07	81504	11.87
2M07814	AC19506-027	146934	7.26	118172	10.07	45357	11.88
2M07815	AC19506-029	192407	7.26	158863	10.07	77840	11.87
2M07816	BLK	160471	7.26	140254	10.07	64507	11.88
2M07817	BLK	180825	7.27	147856	10.07	70469	11.88
2M07818	BLK	167580	7.26	144107	10.07	68185	11.87
2M07819	BLK	177164	7.26	151019	10.06	66800	11.87
2M07820	BLK	175512	7.26	143296	10.07	63253	11.88
2M07821	BLK	179645	7.26	152054	10.06	67246	11.87
2M07822	BLK	152200	7.25	138175	10.06	69356	11.87
2M07823	BLK	158649	7.26	133994	10.07	69102	11.88
2M07824	BLK	177029	7.26	150787	10.06	67951	11.87
2M07825	BLK	165049	7.26	137734	10.06	67530	11.87

I1 = Fluorobenzene	I4 =	625/8270 Internal Standard concentration = 40 mg/L (in final extract) 624/8260 Internal Standard concentration = 30ug/L. 524 Internal Standard concentration = 5ug/L.
I2 = Chlorobenzene-d5	I5 =	
I3 = 1,4-Dichlorobenzene-d4	I6 =	

**QC Limits:**

**Internal Standard Areas**

Upper Limit = + 100% of internal standard area from daily cal or mid pt.

Lower Limit = - 50% of internal standard area from daily cal or mid pt.

**Retention Times:**

Limit = within +/- 0.5 min of internal standard retention time from the daily cal or mid pt.

**Flags:**

A - Indicates the compound failed the internal standard area criteria

R - Indicates the compound failed the internal standard retention time criteria.

**FORM8**  
**Internal Standard Areas**  
 Evaluation Std Data File: 7M13995.D  
 Analysis Date/Time: 09/09/05 10:20  
 Lab File ID: CAL @ 20 PPB

0210

	I1		I2		I3		I4		I5		I6	
	Area	RT	Area	RT	Area	RT	Area	RT	Area	RT	Area	RT
Eval File Area/RT:	223128	5.64	157116	8.07	106600	10.09						
Eval File Area Limit:	111564-446256		78558-314232		53300-213200							
Eval File Rt Limit:	5.14-6.14		7.57-8.57		9.59-10.59							

Data File	Sample#	Area	RT	Area	RT	Area	RT	Area	RT	Area	RT	Area	RT
7M13996	BLK	210877	5.64	137720	8.07	64459	10.09						
7M13997	BLK	206954	5.64	141950	8.07	74997	10.09						
7M13998	BLK	198693	5.64	132433	8.07	61639	10.09						
7M13999	BLK	192052	5.64	129288	8.07	59565	10.09						
7M14000	BLK	190668	5.64	129412	8.07	59127	10.09						
7M14001	DAILY BLANK	186051	5.64	123652	8.07	56221	10.09						
7M14002	AC19472-011	181755	5.64	126592	8.07	57651	10.09						
7M14003	AC19482-004	181847	5.64	122934	8.07	55007	10.09						
7M14004	AC19482-005	179319	5.64	121350	8.07	53790	10.09						
7M14005	AC19472-009	173645	5.64	120302	8.07	54767	10.09						
7M14006	AC19472-010	173019	5.64	118407	8.07	53224	10.09						
7M14007	DAILY BLANK	180060	5.64	122283	8.07	62637	10.09						
7M14008	AC19482-001	177598	5.64	121522	8.07	64315	10.09						
7M14009	AC19482-002	174583	5.64	121797	8.07	62871	10.09						
7M14010	AC19482-003	174262	5.64	117503	8.07	62183	10.09						
7M14011	AC19488-001	171189	5.64	119306	8.07	67459	10.09						
7M14012	AC19488-002	174258	5.64	119812	8.07	62823	10.09						
7M14013	AC19488-003	184095	5.64	127277	8.07	76858	10.09						
7M14014	AC19488-004	180011	5.64	121180	8.07	63382	10.09						
7M14015	AC19488-005	176696	5.64	122109	8.07	62767	10.09						
7M14016	AC19488-006	177587	5.64	120848	8.07	62305	10.09						
7M14017	AC19488-007	176346	5.64	122206	8.07	64964	10.09						
7M14018	AC19506-025(	203470	5.64	128288	8.07	104524	10.09						
7M14019	MBS2621	223745	5.64	152095	8.07	84968	10.09						
7M14020	AC19452-001(	221036	5.64	153505	8.07	94388	10.09						
7M14021	AC19452-001(	217913	5.64	151071	8.07	88006	10.09						
7M14024	BLK	197565	5.64	134463	8.07	61245	10.09						
7M14027	AC19478-002	183778	5.64	124398	8.07	56003	10.09						
7M14028	AC19478-003	182158	5.64	121803	8.07	57134	10.09						
7M14030	AC19488-018	176041	5.64	119439	8.07	54288	10.09						
7M14031	AC19488-019	174382	5.64	118806	8.07	55052	10.09						
7M14036	MBS2622	187679	5.64	126389	8.07	69917	10.09						
7M14040	AC19469-001(	195783	5.64	128580	8.07	69902	10.09						
7M14041	AC19469-001(	194309	5.64	128514	8.07	70787	10.09						
7M14046	BLK	193334	5.64	132572	8.07	63940	10.09						
7M14047	BLK	184281	5.64	125193	8.07	57951	10.09						

I1 = Fluorobenzene	I4 =	625/8270 Internal Standard concentration = 40 mg/L (in final extract) 624/8260 Internal Standard concentration = 30ug/L 524 Internal Standard concentration = 5ug/L
I2 = Chlorobenzene-d5	I5 =	
I3 = 1,4-Dichlorobenzene-d4	I6 =	

**QC Limits:**

**Internal Standard Areas**

Upper Limit = + 100% of internal standard area from daily cal or mid pt.

Lower Limit = - 50% of internal standard area from daily cal or mid pt.

**Retention Times:** Limit = within +/- 0.5 min of internal standard retention time from the daily cal or mid pt.

**Flags:**

A - Indicates the compound failed the internal standard area criteria

R - Indicates the compound failed the internal standard retention time criteria.

FORM8  
Internal Standard Areas  
Evaluation Std Data File: 1M09127.D  
Analysis Date/Time: 09/09/05 17:39  
Lab File ID: CAL @ 50 PPB

Eval File Area/RT:	I1		I2		I3		I4		I5		I6	
	Area	RT	Area	RT	Area	RT	Area	RT	Area	RT	Area	RT
	256581	6.94	199695	9.80	126917	11.60						
Eval File Area Limit:	128290-513162		99848-399390		63458-253834							
Eval File Rt Limit:	6.44-7.44		9.3-10.3		11.1-12.1							

Data File	Sample#						
1M09128	DAILY BLANK	225295	6.94	181477	9.80	98575	11.59
1M09129	MBS2620	246211	6.94	197064	9.80	119087	11.58
1M09130	AC19506-005(	241307	6.94	195982	9.80	112875	11.59
1M09131	AC19506-008	223333	6.94	187719	9.80	116783	11.59
1M09132	AC19506-006(	269133	6.95	220523	9.80	133313	11.59
1M09133	AC19506-015	225057	6.94	179226	9.80	99336	11.59
1M09134	AC19506-016	220577	6.94	178833	9.80	100495	11.59
1M09135	AC19506-017	230445	6.94	181277	9.80	96054	11.59
1M09136	AC19506-018	241518	6.94	184319	9.80	102233	11.59
1M09137	AC19506-019	229236	6.94	176938	9.80	89136	11.59
1M09138	AC19506-020	245529	6.94	195391	9.80	104148	11.59
1M09139	AC19506-021	231862	6.94	174500	9.80	89276	11.59
1M09140	AC19506-022	242996	6.94	192163	9.80	104550	11.59
1M09141	AC19506-023	233413	6.93	181320	9.80	92670	11.59
1M09142	AC19506-024	172076	6.94	139728	9.80	77301	11.59
1M09143	AC19506-026	215054	6.93	179246	9.80	106223	11.59
1M09144	AC19506-027	224233	6.93	163477	9.80	71313	11.59
1M09145	AC19506-029	232284	6.94	191390	9.79	107010	11.58
1M09146	AC19506-030	229630	6.93	181055	9.79	100089	11.59
1M09147	AC19506-032	239598	6.93	199762	9.79	122484	11.58
1M09148	AC19506-030	238048	6.93	187379	9.79	101654	11.58
1M09149	AC19506-032	236625	6.93	196965	9.80	125991	11.58
1M09150	AC19506-031(	256402	6.93	204943	9.79	131170	11.58
1M09151	AC19506-028(	258877	6.93	210812	9.79	111951	11.58
1M09152	AC19506-031(	274271	6.93	226048	9.79	129021	11.58
1M09153	AC19506-028(	284574	6.93	223111	9.79	110039	11.58
1M09154	AC19506-025(	304753	6.93	229559	9.79	90946	11.58
1M09155	BLK	337558	6.93	261147	9.79	150901	11.58
1M09156	BLK	286240	6.94	239360	9.81	125463	11.60
1M09157	BLK	286552	6.93	222187	9.79	115282	11.58
1M09158	BLK	298276	6.93	216666	9.79	110587	11.58
1M09159	BLK	268031	6.93	206125	9.79	113871	11.58
1M09160	BLK	273721	6.93	192475	9.79	102438	11.58
1M09161	BLK	248859	6.93	197805	9.79	103082	11.59
1M09162	BLK	231626	6.93	172541	9.79	91854	11.58
1M09163	BLK	229085	6.94	176240	9.80	93358	11.60

I1 = Fluorobenzene	I4 = 625/8270 Internal Standard concentration = 40 mg/L (in final extract)
I2 = Chlorobenzene-d5	I5 = 624/8260 Internal Standard concentration = 30ug/L
I3 = 1,4-Dichlorobenzene-d4	I6 = 524 Internal Standard concentration = 5ug/L

QC Limits:

Internal Standard Areas

Upper Limit = + 100% of internal standard area from daily cal or mid pt.

Lower Limit = - 50% of internal standard area from daily cal or mid pt.

Retention Times:

Limit = within +/- 0.5 min of internal standard retention time from the daily cal or mid pt.

Flags:

A - Indicates the compound failed the internal standard area criteria

R - Indicates the compound failed the internal standard retention time criteria.

**FORM8**  
 Internal Standard Areas  
 Evaluation Std Data File: 7M14051.D  
 Analysis Date/Time: 09/12/05 11:03  
 Lab File ID: CAL @ 20 PPB

0912

	I1		I2		I3		I4		I5		I6	
	Area	RT	Area	RT	Area	RT	Area	RT	Area	RT	Area	RT
Eval File Area/RT:	232758	5.64	158869	8.07	104759	10.09						
Eval File Area Limit:	116379-465516		79434-317738		52380-209518							
Eval File Rt Limit:	5.14-6.14		7.57-8.57		9.59-10.59							

Data File	Sample#	Area	RT	Area	RT	Area	RT
7M14052	DAILY BLANK	213638	5.64	140452	8.07	64446	10.09
7M14053	DAILY BLANK	205749	5.64	141247	8.07	72140	10.09
7M14054	AC19498-001	204826	5.64	141639	8.07	81588	10.09
7M14055	AC19498-002	204814	5.64	141671	8.07	74213	10.09
7M14056	AC19498-003	234839	5.64	185444	8.07	116468	10.09
7M14057	AC19498-004	222042	5.64	187755	8.07	116912	10.09
7M14058	AC19499-001	219637	5.64	173126	8.07	108896	10.09
7M14059	AC19499-002	217445	5.64	154358	8.07	93060	10.09
7M14060	MBS2624	230689	5.64	160093	8.07	86217	10.09
7M14061	AC19498-006	207688	5.64	143377	8.07	67383	10.09
7M14062	AC19499-004	202621	5.64	137164	8.07	63948	10.09
7M14063	AC19499-005	197702	5.64	134634	8.07	62136	10.09
7M14064	AC19506-001	189845	5.64	131486	8.07	61140	10.09
7M14065	AC19521-011	187824	5.64	132218	8.07	61020	10.09
7M14066	AC19522-007	189423	5.64	128299	8.07	58388	10.09
7M14067	AC19522-008	181830	5.64	124873	8.07	58258	10.09
7M14068	EF-1V6352(09	195060	5.64	158909	8.07	63356	10.09
7M14069	AC19466-001(	191113	5.64	155305	8.07	62627	10.09
7M14070	AC19502-001(	217319	5.64	162491	8.07	100544	10.09
7M14071	AC19473-002(	227643	5.64	154652	8.07	90746	10.09
7M14072	AC19473-002(	223069	5.64	149991	8.07	86923	10.09
7M14073	AC19500-001	198840	5.64	134111	8.07	61427	10.09
7M14074	AC19500-002	192580	5.64	133840	8.07	65585	10.09
7M14075	AC19501-001	189158	5.64	130612	8.07	60961	10.09
7M14076	AC19501-002	223004	5.64	152831	8.07	79666	10.09
7M14077	AC19500-003(	194979	5.64	131574	8.07	62409	10.09
7M14078	AC19432-001(	193984	5.64	162948	8.07	107393	10.09
7M14079	MBS2628	233927	5.64	160096	8.07	95135	10.09
7M14080	AC19476-001(	231572	5.64	158922	8.07	90423	10.09
7M14081	AC19476-001(	227542	5.64	156947	8.07	84315	10.09
7M14103	BLK	237293	5.64	161413	8.07	73444	10.09
7M14106	BLK	236116	5.64	160126	8.07	72604	10.09

I1 = Fluorobenzene	I4 =	625/8270 Internal Standard concentration = 40 mg/L (in final extract) 624/8260 Internal Standard concentration = 30ug/L 524 Internal Standard concentration = 5ug/L
I2 = Chlorobenzene-d5	I5 =	
I3 = 1,4-Dichlorobenzene-d4	I6 =	

**QC Limits:**

**Internal Standard Areas**

Upper Limit = + 100% of internal standard area from daily cal or mid pt.

Lower Limit = - 50% of internal standard area from daily cal or mid pt.

**Retention Times:**

Limit = within +/- 0.5 min of internal standard retention time from the daily cal or mid pt.

**Flags:**

A - Indicates the compound failed the internal standard area criteria

R - Indicates the compound failed the internal standard retention time criteria.

**FORM8**  
 Internal Standard Areas  
 Evaluation Std Data File: 7M14168.D  
 Analysis Date/Time: 09/15/05 11:18  
 Lab File ID: CAL @ 20 PPB

0213

	I1		I2		I3		I4		I5		I6	
	Area	RT	Area	RT	Area	RT	Area	RT	Area	RT	Area	RT
Eval File Area/RT:	301674	5.64	210987	8.07	128619	10.09						
Eval File Area Limit:	150837-603348		105494-421974		64310-257238							
Eval File Rt Limit:	5.14-6.14		7.57-8.57		9.59-10.59							

**Data File Sample#**

7M14165 CAL @ 500 P	304668	5.64	212796	8.07	146783	10.09						
7M14166 CAL @ 100 P	311865	5.64	221291	8.07	137963	10.09						
7M14167 CAL @ 50 PP	311968	5.64	221475	8.07	136280	10.09						
7M14168 CAL @ 20 PP	301674	5.64	210987	8.07	128619	10.09						
7M14169 CAL @ 10 PP	297150	5.64	202358	8.07	126660	10.09						
7M14170 CAL @ 5 PPB	286436	5.64	197614	8.07	119654	10.09						
7M14171 CAL @ 1 PPB	274956	5.64	186543	8.07	100148	10.09						
7M14172 DAILY BLANK	258211	5.64	173180	8.07	84688	10.09						
7M14173 DAILY BLANK	260981	5.64	178726	8.07	95377	10.09						
7M14174 AC19323-009(	46643	5.93	0	0.00.R	125551	10.09						
7M14175 AC19323-008(	284186	5.64	206598	8.07	129302	10.09						
7M14176 MBS2638	289664	5.64	207159	8.07	124840	10.09						
7M14177 AC19575-001(	322074	5.64	236499	8.07	140261	10.09						
7M14178 AC19323-005	333667	5.64	242175	8.07	137308	10.09						
7M14179 AC19539-003(	326280	5.64	237859	8.07	140542	10.09						
7M14180 AC19539-003(	326327	5.64	239264	8.07	139960	10.09						
7M14181 MBS2639	321476	5.64	220644	8.07	134101	10.09						
7M14182 BLK	298946	5.64	201795	8.07	118068	10.09						
7M14183 AC19323-008(	329225	5.64	237243	8.07	145778	10.09						
7M14184 BLK	302030	5.64	214308	8.07	130695	10.09						
7M14185 AC19575-001(	329111	5.64	242971	8.07	146619	10.09						
7M14186 BLK	311602	5.64	220070	8.07	135526	10.09						
7M14187 AC19323-009(	329602	5.64	225086	8.07	125439	10.09						
7M14188 BLK	306770	5.64	210324	8.07	114762	10.09						
7M14189 BLK	302255	5.64	203963	8.07	108798	10.09						
7M14190 AC19615-006(	328256	5.64	241019	8.07	144496	10.09						
7M14191 BLK	299869	5.64	205037	8.07	120914	10.09						
7M14192 BLK	292334	5.64	199328	8.07	103961	10.09						
7M14193 BLK	293448	5.64	201534	8.07	100242	10.09						
7M14194 BLK	289182	5.64	196248	8.07	105674	10.09						
7M14195 BLK	292106	5.64	197946	8.07	106438	10.09						

I1 = Fluorobenzene  
 I2 = Chlorobenzene-d5  
 I3 = 1,4-Dichlorobenzene-d4

I4 =  
 I5 =  
 I6 =

625/8270 Internal Standard concentration = 40 mg/L (in final extract)  
 624/8260 Internal Standard concentration = 30ug/L  
 524 Internal Standard concentration = 5ug/L

**QC Limits:**

**Internal Standard Areas**

Upper Limit = + 100% of internal standard area from daily cal or mid pt.

Lower Limit = - 50% of internal standard area from daily cal or mid pt.

**Retention Times:**

Limit = within +/- 0.5 min of internal standard retention time from the daily cal or mid pt.

**Flags:**

A - Indicates the compound failed the internal standard area criteria

R - Indicates the compound failed the internal standard retention time criteria.



**FORM8**  
**Internal Standard Areas**  
 Evaluation Std Data File: 7M14198.D  
 Analysis Date/Time: 09/16/05 12:57  
 Lab File ID: CAL @ 20 PPB

7128

Eval File Area/RT:	I1		I2		I3		I4		I5		I6	
	Area	RT	Area	RT	Area	RT	Area	RT	Area	RT	Area	RT
Eval File Area Limit:	327685	5.64	225857	8.07	140358	10.09						
Eval File Rt Limit:	163842-655370		112928-451714		70179-280716							
	5.14-6.14		7.57-8.57		9.59-10.59							

**Data File Sample#**

7M14199	DAILY BLANK	299150	5.64	204093	8.07	97604	10.09
7M14200	DAILY BLANK	286216	5.64	195518	8.07	94147	10.09
7M14201	AC19620-001	280480	5.64	189565	8.07	91262	10.09
7M14202	AC19620-004	275443	5.64	184572	8.07	91092	10.09
7M14203	AC19612-002	279669	5.64	192756	8.07	103034	10.09
7M14204	MBS2643	285106	5.64	195281	8.07	108457	10.09
7M14205	AC19604-001	267369	5.64	183385	8.07	101401	10.09
7M14206	AC19604-002	265480	5.64	183842	8.07	98016	10.09
7M14207	AC19509-001	269567	5.64	216457	8.07	143986	10.09
7M14208	AC19509-004	289235	5.64	218653	8.07	145669	10.09
7M14209	AC19509-005	286161	5.64	213452	8.07	139102	10.09
7M14210	AC19509-008	284993	5.64	202295	8.07	126993	10.09
7M14211	AC19498-002(	305781	5.64	211093	8.07	130707	10.09
7M14212	AC19498-002(	293040	5.64	202452	8.07	120310	10.09
7M14213	AC19615-006	320483	5.64	239629	8.07	151201	10.09
7M14214	BLK	297092	5.64	211420	8.07	129629	10.09
7M14215	AC19608-004(	315580	5.64	226995	8.07	140488	10.09
7M14216	MBS2644	307179	5.64	210986	8.07	129517	10.09
7M14217	EF-1V6352(09	307465	5.64	228990	8.07	112619	10.09
7M14218	AC19570-001(	299737	5.64	229775	8.07	120550	10.09
7M14219	AC19570-002(	297236	5.64	224137	8.07	111155	10.09
7M14220	AC19570-003(	298645	5.64	222052	8.07	104349	10.09
7M14221	AC19570-004(	289605	5.64	220985	8.07	102237	10.09
7M14222	AC19570-005(	307558	5.64	220923	8.07	125509	10.09
7M14223	AC19570-006(	290556	5.64	220603	8.07	97585	10.09
7M14224	AC19608-003(	302548	5.64	218123	8.07	133179	10.09
7M14225	AC19478-001(	314040	5.64	214888	8.07	125056	10.09
7M14226	AC19478-001(	317189	5.64	212055	8.07	117148	10.09
7M14250	BLK	259343	5.64	174054	8.07	83813	10.09
7M14251	BLK	251375	5.64	170876	8.07	79988	10.09
7M14252	BLK	246062	5.64	166666	8.07	79700	10.09
7M14253	BLK	237662	5.64	157459	8.07	74638	10.09

I1 = Fluorobenzene  
 I2 = Chlorobenzene-d5  
 I3 = 1,4-Dichlorobenzene-d4

I4 =  
 I5 =  
 I6 =

625/8270 Internal Standard concentration = 40 mg/L (in final extract)  
 624/8260 Internal Standard concentration = 30ug/L  
 524 Internal Standard concentration = 5ug/L

**QC Limits:**

**Internal Standard Areas**

Upper Limit = + 100% of internal standard area from daily cal or mid pt.

Lower Limit = - 50% of internal standard area from daily cal or mid pt.

**Retention Times:**

Limit = within +/- 0.5 min of internal standard retention time from the daily cal or mid pt.

**Flags:**

A - Indicates the compound failed the internal standard area criteria

R - Indicates the compound failed the internal standard retention time criteria.

## MDL STUDY

0215

Compound:	Instrument ID:>	GCMS_1	GCMS_2	GCMS_7		
	Effective Date:>	2/24/2005	2/15/2005	3/8/2005		
	All Units:PPB	MDL	MDL	MDL	MDL	MDL
1,1,1-Trichloroethane		0.24909	0.45896	0.18671		
1,1,1,2-Tetrachloroethane		0.57551	0.26941	0.19429		
1,1,2-Trichloroethane		0.55808	0.33106	0.26623		
1,1-Dichloroethane		0.75687	0.46789	0.30884		
1,1-Dichloroethene		0.39980	0.30787	0.23576		
1,2-Dichloroethane		0.39148	0.22768	0.25338		
1,2-Dichloropropane		0.56266	0.57087	0.28931		
2-Butanone		0.77974	0.75016	0.43928		
2-Chloroethylvinylether		0.76730	0.30225	0.38618		
2-Hexanone		0.47473	0.45272	0.44797		
4-Methyl-2-Pentanone		0.71842	0.36312	0.21793		
Acetone		5.31043	3.42204	3.10929		
Acrolein		3.31954	3.63683	3.07512		
Acrylonitrile		0.65322	1.07820	0.62578		
Benzene		0.50966	0.24471	0.23080		
Bromodichloromethane		0.41527	0.45427	0.20569		
Bromoform		0.71596	0.52364	0.32505		
Bromomethane		0.93125	0.46299	0.54249		
Carbon disulfide		0.65008	0.51160	0.37204		
Carbon tetrachloride		0.84836	0.90938	0.23711		
Chlorobenzene		0.50279	0.19748	0.19359		
Chloroethane		1.02512	0.73239	0.36534		
Chloroform		0.45345	0.25460	0.22114		
Chloromethane		0.79154	0.82317	0.35680		
Cis-1,2-Dichloroethene		0.47656	0.35691	0.17682		
Cis-1,3-Dichloropropene		0.45722	0.30061	0.16576		
Dibromochloromethane		0.55736	0.62281	0.37101		
Ethylbenzene		0.74607	0.67431	0.45153		
M&p-Xylenes		1.10123	0.80722	0.47129		
Methylene chloride		1.44981	0.63159	0.84400		
O-Xylene		0.46784	0.17445	0.29633		
Styrene		0.62039	0.15259	0.09673		
Tetrachloroethene		0.90174	0.40934	0.28475		
Toluene		0.75382	0.18301	0.14753		
Trans-1,2-Dichloroethene		0.31920	0.51890	0.33574		
Trans-1,3-Dichloropropene		0.57395	0.37308	0.13592		
Trichloroethene		0.61099	0.47458	0.20705		
Vinyl chloride		0.71296	0.61640	0.51391		

**GC/MS Volatile Data**  
**Sample Data**

Form1

ORGANICS VOLATILE REPORT

9217

Sample Number: AC19506-001  
 Client Id: FB090805  
 Data File: 7M14064.D  
 Analysis Date: 09/12/05 16:37  
 Date Rec/Extracted: 09/09/05-NA

Matrix: Aqueous  
 Initial Vol: 5ml  
 Final Vol: NA  
 Dilution: 1  
 Solids: 0

Units: ug/L

Cas #	Compound	RL	Conc	Cas #	Compound	RL	Conc
71-55-6	1,1,1-Trichloroethane	0.19	U	56-23-5	Carbon Tetrachloride	0.24	U
79-34-5	1,1,2,2-Tetrachloroethane	0.19	U	108-90-7	Chlorobenzene	0.19	U
79-00-5	1,1,2-Trichloroethane	0.27	U	75-00-3	Chloroethane	0.37	U
75-34-3	1,1-Dichloroethane	0.31	U	67-66-3	Chloroform	0.22	U
75-35-4	1,1-Dichloroethene	0.24	U	74-87-3	Chloromethane	0.36	U
107-06-2	1,2-Dichloroethane	0.25	U	156-59-2	cis-1,2-Dichloroethene	0.18	U
78-87-5	1,2-Dichloropropane	0.29	U	10061-01-5	cis-1,3-Dichloropropene	0.17	U
78-93-3	2-Butanone	0.44	U	124-48-1	Dibromochloromethane	0.37	U
110-75-8	2-Chloroethylvinylether	0.39	U	100-41-4	Ethylbenzene	0.45	U
591-78-6	2-Hexanone	0.45	U	1330-20-7	m&p-Xylenes	0.47	U
108-10-1	4-Methyl-2-Pentanone	0.22	U	75-09-2	Methylene Chloride	0.84	3.0 B
67-64-1	Acetone	3.1	U	95-47-6	o-Xylene	0.30	U
107-02-8	Acrolein	3.1	U	100-42-5	Styrene	0.097	U
107-13-1	Acrylonitrile	0.63	U	127-18-4	Tetrachloroethene	0.28	U
71-43-2	Benzene	0.23	U	108-88-3	Toluene	0.15	U
75-27-4	Bromodichloromethane	0.21	U	156-60-5	trans-1,2-Dichloroethene	0.34	U
75-25-2	Bromoform	0.33	U	10061-02-6	trans-1,3-Dichloropropene	0.14	U
74-83-9	Bromomethane	0.54	U	79-01-6	Trichloroethene	0.21	U
75-15-0	Carbon Disulfide	0.37	U	75-01-4	Vinyl Chloride	0.51	U

Worksheet #: 19381

Total Target Concentration 3

U - Indicates the compound was analyzed but not detected.  
 B - Indicates the analyte was found in the blank as well as in the sample.  
 E - Indicates the analyte concentration exceeds the calibration range of the instrument.

R - Retention Time Out  
 J - Indicates an estimated value when a compound is detected at less than the specified detection limit.

Data File : G:\GcMsData\2005\Gcms\_7\DATA\09-12-05\7M14064.D Vial: 15  
 Acq On : 12 Sep 2005 16:37 Operator: DB  
 Sample : AC19506-001 Inst : Gcms\_7  
 Misc : A,5ml Multiplr: 1.00  
 MS Integration Params: RTEINT.P  
 Quant Time: Sep 15 9:59 2005

Quant Results File: 7M\_A0817.RES

Quant Method : G:\GCMSDATA\2005\GCMS\_7\METHODS\7M\_A0817.M (RTE Integrator)  
 Title : @GCMS\_7,ug,624,8260  
 Last Update : Tue Aug 23 11:12:59 2005  
 Response via : Initial Calibration  
 DataAcq Meth : 7M\_RUN50

Internal Standards	R.T.	QIon	Response	Conc	Units	Dev (Min)
1) Fluorobenzene	5.64	96	189845	30.00	ug/l	-0.01
39) Chlorobenzene-d5	8.07	117	131486	30.00	ug/l	-0.01
54) 1,4-Dichlorobenzene-d4	10.09	152	61140	30.00	ug/l	-0.01
System Monitoring Compounds						
27) Dibromofluoromethane	5.09	111	58982	35.03	ug/l	-0.01
Spiked Amount	30.000		Recovery	=	116.77%	
28) 1,2-Dichloroethane-d4	5.37	102	12392	33.02	ug/l	-0.01
Spiked Amount	30.000		Recovery	=	110.07%	
50) Toluene-d8	6.89	100	110288	28.24	ug/l	0.00
Spiked Amount	30.000		Recovery	=	94.13%	
58) Bromofluorobenzene	9.07	174	51531	30.37	ug/l	-0.01
Spiked Amount	30.000		Recovery	=	101.23%	
Target Compounds						
8) Methylene Chloride	3.68	84	4589	2.95	ug/l	Qvalue 96

*Handwritten signature*


-----  
 (#) = qualifier out of range (m) = manual integration

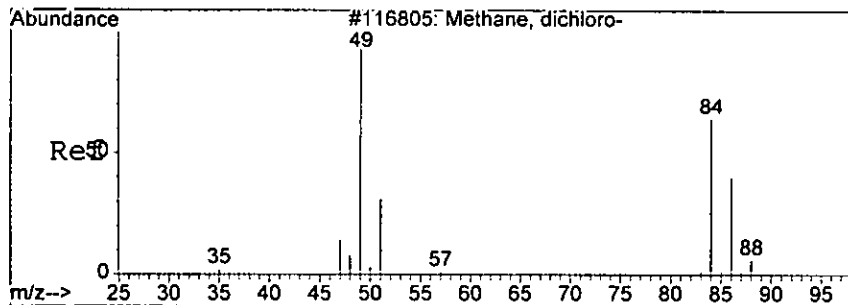
Quantitation Report

Data File : G:\GcMsData\2005\Gcms\_7\DATA\09-12-05\7M14064.D Vial: 505  
Acq On : 12 Sep 2005 16:37 Operator: DB  
Sample : AC19506-001 Inst : Gcms\_7  
Misc : A,5ml Multiplr: 1.00  
MS Integration Params: RTEINT.P  
Quant Time: Sep 15 9:59 2005

Quant Results File: 7M\_A0817.RES

Method : G:\GCMSDATA\2005\GCMS\_7\METHODS\7M\_A0817.M (RTE Integrator)  
Title : @GCMS\_7,ug,624,8260  
Last Update : Tue Aug 23 11:12:59 2005  
Response via : Initial Calibration

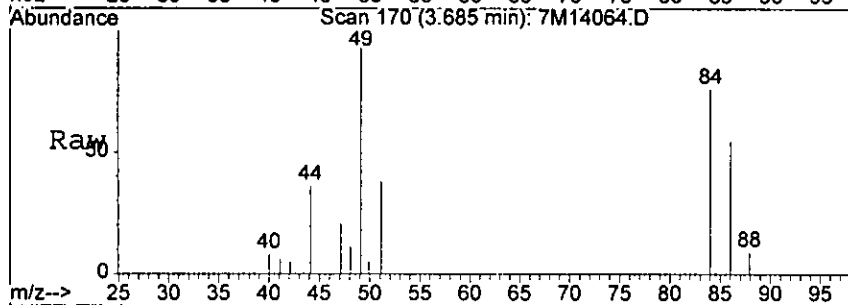




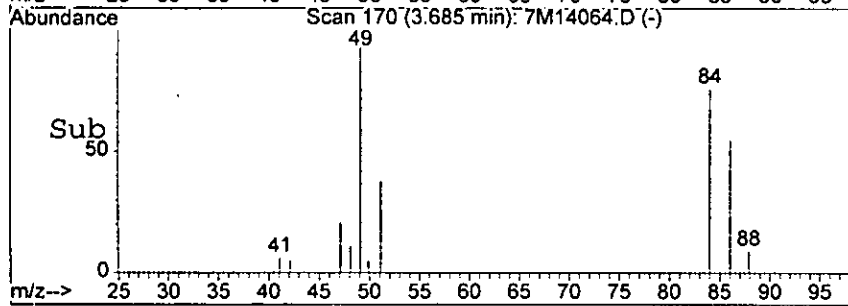
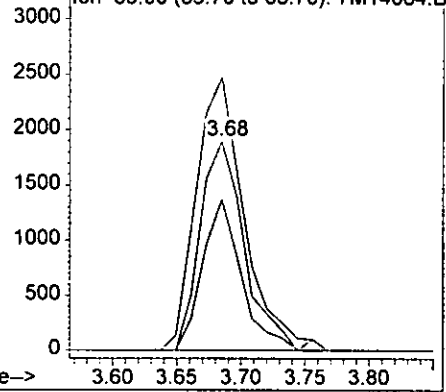
#8  
 Methylene Chloride  
 Concen: 2.95 ug/l  
 RT: 3.68 min Scan# 170  
 Delta R.T. 0.01 min  
 Lab File: 7M14064.D  
 Acq: 12 Sep 2005 16:37

0228

Tgt Ion	Resp	Lower	Upper
84	4589		
49	130.7	77.4	180.6
86	72.3	39.8	93.0



Abundance Ion 84.00 (83.70 to 84.70): 7M14064.D  
 Ion 49.00 (48.70 to 49.70): 7M14064.D  
 Ion 86.00 (85.70 to 86.70): 7M14064.D



hair

## Form1

## ORGANICS VOLATILE REPORT

0221

Sample Number: AC19506-002  
 Client Id: PCTP61 (0.5)  
 Data File: 2M07795.D  
 Analysis Date: 09/09/05 16:36  
 Date Rec/Extracted: 09/09/05-NA

Matrix: Soil  
 Initial Vol: 5g  
 Final Vol: NA  
 Dilution: 1  
 Solids: 89

Units: mg/Kg

Cas #	Compound	RL	Conc	Cas #	Compound	RL	Conc
71-55-6	1,1,1-Trichloroethane	0.00052	U	56-23-5	Carbon Tetrachloride	0.0010	U
79-34-5	1,1,2,2-Tetrachloroethane	0.00030	U	108-90-7	Chlorobenzene	0.00022	U
79-00-5	1,1,2-Trichloroethane	0.00037	U	75-00-3	Chloroethane	0.00082	U
75-34-3	1,1-Dichloroethane	0.00053	U	67-66-3	Chloroform	0.00029	U
75-35-4	1,1-Dichloroethene	0.00035	U	74-87-3	Chloromethane	0.00092	U
107-06-2	1,2-Dichloroethane	0.00026	U	156-59-2	cis-1,2-Dichloroethene	0.00040	U
78-87-5	1,2-Dichloropropane	0.00064	U	10061-01-5	cis-1,3-Dichloropropene	0.00034	U
78-93-3	2-Butanone	0.00084	U	124-48-1	Dibromochloromethane	0.00070	U
110-75-8	2-Chloroethylvinylether	0.00034	U	100-41-4	Ethylbenzene	0.00076	U
591-78-6	2-Hexanone	0.00051	U	1330-20-7	m&p-Xylenes	0.00091	U
108-10-1	4-Methyl-2-Pentanone	0.00041	U	75-09-2	<b>Methylene Chloride</b>	0.00071	0.011 B
67-64-1	Acetone	0.0038	U	95-47-6	o-Xylene	0.00020	U
107-02-8	Acrolein	0.0041	U	100-42-5	Styrene	0.00017	U
107-13-1	Acrylonitrile	0.0012	U	127-18-4	Tetrachloroethene	0.00046	U
71-43-2	Benzene	0.00027	U	108-88-3	Toluene	0.00021	U
75-27-4	Bromodichloromethane	0.00051	U	156-60-5	trans-1,2-Dichloroethene	0.00058	U
75-25-2	Bromoform	0.00059	U	10061-02-6	trans-1,3-Dichloropropene	0.00042	U
74-83-9	Bromomethane	0.00052	U	79-01-6	Trichloroethene	0.00053	U
75-15-0	Carbon Disulfide	0.00057	U	75-01-4	Vinyl Chloride	0.00069	U

Worksheet #: 19381

Total Target Concentration 0.011

U - Indicates the compound was analyzed but not detected.  
 B - Indicates the analyte was found in the blank as well as in the sample.  
 E - Indicates the analyte concentration exceeds the calibration range of the instrument.

R - Retention Time Out  
 J - Indicates an estimated value when a compound is detected at less than the specified detection limit.



Data File : G:\GcMsData\2005\Gcms\_2\Data\09-09-05\2M07795.D Vial: 2  
 Acq On : 9 Sep 2005 16:36 Operator: DB  
 Sample : AC19506-002 Inst : GCMS\_2  
 Misc : S,5G Multiplr: 1.00  
 MS Integration Params: RTEINT.P  
 Quant Time: Sep 15 10:00 2005 Quant Results File: 2M\_S0907.RES

Quant Method : G:\GCMSDATA\2005\GCMS\_2\METHODS\2M\_S0907.M (RTE Integrator)  
 Title : @GCMS\_2,ug,624,8260  
 Last Update : Wed Sep 07 13:33:44 2005  
 Response via : Initial Calibration  
 DataAcq Meth : 2M\_R8260

Internal Standards	R.T.	QIon	Response	Conc	Units	Dev (Min)
1) Fluorobenzene	7.27	96	205199	30.00	ug/l	-0.01
39) Chlorobenzene-d5	10.07	117	167450	30.00	ug/l	-0.02
54) 1,4-Dichlorobenzene-d4	11.88	152	85645	30.00	ug/l	-0.01
System Monitoring Compounds						
27) Dibromofluoromethane	6.48	111	78457	32.71	ug/l	-0.02
Spiked Amount	30.000		Recovery	=	109.03%	
28) 1,2-Dichloroethane-d4	6.89	102	9443	30.00	ug/l	-0.01
Spiked Amount	30.000		Recovery	=	100.00%	
50) Toluene-d8	8.84	100	138252	28.87	ug/l	-0.01
Spiked Amount	30.000		Recovery	=	96.23%	
58) Bromofluorobenzene	11.00	174	73647	28.58	ug/l	-0.01
Spiked Amount	30.000		Recovery	=	95.27%	
Target Compounds						
8) Methylene Chloride	4.01	84	19606	9.59	ug/l	Qvalue 84

*wait*


(#) = qualifier out of range (m) = manual integration

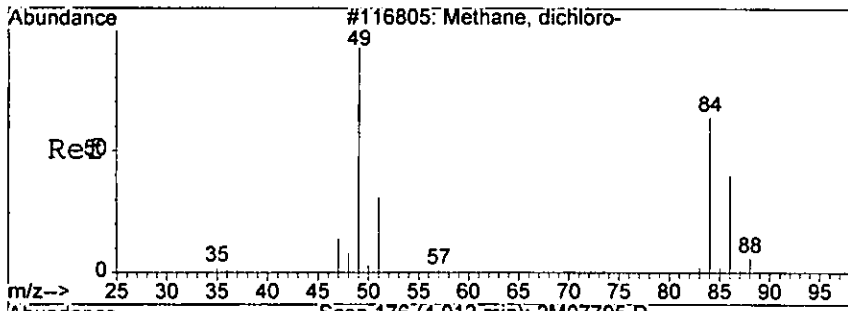
Quantitation Report

Data File : G:\GcMsData\2005\Gcms\_2\Data\09-09-05\2M07795.D Vial: 220  
Acq On : 9 Sep 2005 16:36 Operator: DB  
Sample : AC19506-002 Inst : GCMS\_2  
Misc : S,5G Multiplr: 1.00  
MS Integration Params: RTEINT.P  
Quant Time: Sep 15 10:00 2005

Quant Results File: 2M\_S0907.RES

Method : G:\GCMSDATA\2005\GCMS\_2\METHODS\2M\_S0907.M (RTE Integrator)  
Title : @GCMS\_2,ug,624,8260  
Last Update : Wed Sep 07 13:31:20 2005  
Response via : Initial Calibration



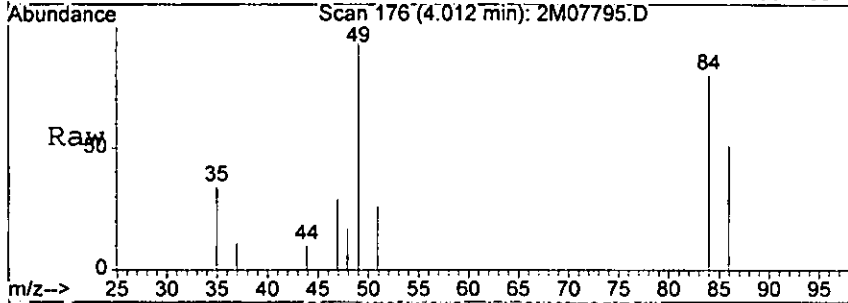


#8  
 Methylene Chloride  
 Concen: 9.59 ug/l  
 RT: 4.01 min Scan# 176  
 Delta R.T. -0.03 min  
 Lab File: 2M07795.D  
 Acq: 9 Sep 2005 16:36

0224

Tgt Ion: 84 Resp: 19606

Ion	Ratio	Lower	Upper
84	100		
49	124.4	61.4	141.4
86	63.1	26.7	106.7

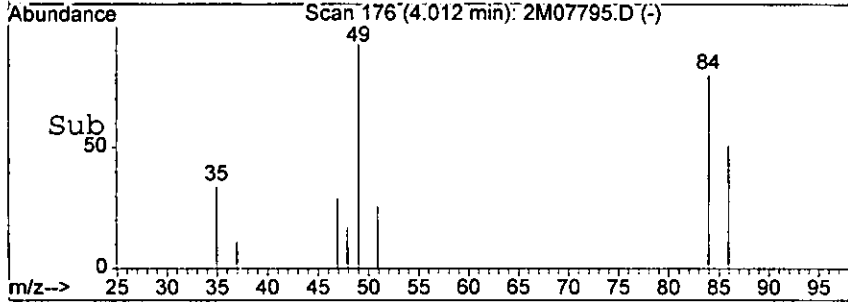
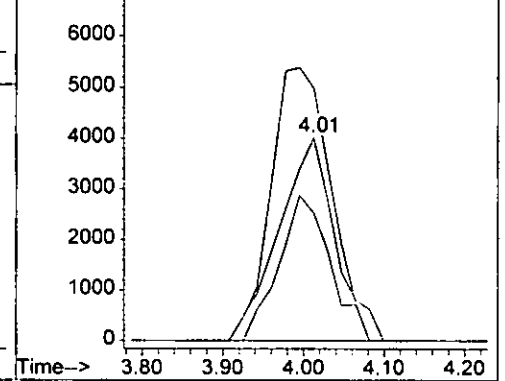


Abundance

Ion 84.00 (83.70 to 84.70): 2M07795.D

Ion 49.00 (48.70 to 49.70): 2M07795.D

Ion 86.00 (85.70 to 86.70): 2M07795.D



hair

# Form1

## ORGANICS VOLATILE REPORT

0225

Sample Number: AC19506-003  
 Client Id: PCT2P61 (0.5)  
 Data File: 1M09124.D  
 Analysis Date: 09/09/05 16:29  
 Date Rec/Extracted: 09/09/05-NA

Matrix: Soil  
 Initial Vol: 5g  
 Final Vol: NA  
 Dilution: 1  
 Solids: 89

Units: mg/Kg

Cas #	Compound	RL	Conc	Cas #	Compound	RL	Conc
71-55-6	1,1,1-Trichloroethane	0.00028	U	56-23-5	Carbon Tetrachloride	0.00095	U
79-34-5	1,1,2,2-Tetrachloroethane	0.00065	U	108-90-7	Chlorobenzene	0.00056	U
79-00-5	1,1,2-Trichloroethane	0.00063	U	75-00-3	Chloroethane	0.0012	U
75-34-3	1,1-Dichloroethane	0.00085	U	67-66-3	Chloroform	0.00051	U
75-35-4	1,1-Dichloroethene	0.00045	U	74-87-3	Chloromethane	0.00089	U
107-06-2	1,2-Dichloroethane	0.00044	U	156-59-2	cis-1,2-Dichloroethene	0.00054	U
78-87-5	1,2-Dichloropropane	0.00063	U	10061-01-5	cis-1,3-Dichloropropene	0.00051	U
78-93-3	2-Butanone	0.00088	U	124-48-1	Dibromochloromethane	0.00063	U
110-75-8	2-Chloroethylvinylether	0.00086	U	100-41-4	Ethylbenzene	0.00084	U
591-78-6	2-Hexanone	0.00053	U	1330-20-7	m&p-Xylenes	0.0012	U
108-10-1	4-Methyl-2-Pentanone	0.00081	U	<b>75-09-2</b>	<b>Methylene Chloride</b>	<b>0.0016</b>	<b>0.019 B</b>
67-64-1	Acetone	0.0060	U	95-47-6	o-Xylene	0.00053	U
107-02-8	Acrolein	0.0037	U	100-42-5	Styrene	0.00070	U
107-13-1	Acrylonitrile	0.00073	U	127-18-4	Tetrachloroethene	0.0010	U
71-43-2	Benzene	0.00057	U	108-88-3	Toluene	0.00085	U
75-27-4	Bromodichloromethane	0.00047	U	156-60-5	trans-1,2-Dichloroethene	0.00036	U
75-25-2	Bromoform	0.00080	U	10061-02-6	trans-1,3-Dichloropropene	0.00064	U
74-83-9	Bromomethane	0.0010	U	79-01-6	Trichloroethene	0.00069	U
75-15-0	Carbon Disulfide	0.00073	U	75-01-4	Vinyl Chloride	0.00080	U

Worksheet #: 19381

**Total Target Concentration 0.019**

U - Indicates the compound was analyzed but not detected.  
 B - Indicates the analyte was found in the blank as well as in the sample.  
 E - Indicates the analyte concentration exceeds the calibration range of the instrument.

R - Retention Time Out  
 J - Indicates an estimated value when a compound is detected at less than the specified detection limit.

Data File : G:\GcMsData\2005\GCMS\_1\DATA\09-09-05\1M09124.D Vial: 8  
 Acq On : 9 Sep 2005 16:29 Operator: WP  
 Sample : AC19506-003 Inst : GCMS\_1  
 Misc : S,5G Multiplr: 1.00  
 MS Integration Params: RTEINT.P  
 Quant Time: Sep 15 9:57 2005

Quant Results File: 1M\_S0906.RES

Quant Method : G:\GCMSDATA\2005\GCMS\_1\METHODS\1M\_S0906.M (RTE Integrator)  
 Title : @GCMS\_1,ug,624,8260  
 Last Update : Wed Sep 07 14:06:34 2005  
 Response via : Initial Calibration  
 DataAcq Meth : M\_8260A

Internal Standards	R.T.	QIon	Response	Conc	Units	Dev(Min)
1) Fluorobenzene	6.94	96	212927	30.00	ug/l	-0.04
39) Chlorobenzene-d5	9.80	117	168073	30.00	ug/l	-0.03
54) 1,4-Dichlorobenzene-d4	11.59	152	87614	30.00	ug/l	-0.02
System Monitoring Compounds						
27) Dibromofluoromethane	6.09	111	65760	34.24	ug/l	-0.05
Spiked Amount	30.000		Recovery	=	114.13%	
28) 1,2-Dichloroethane-d4	6.53	67	37678	35.15	ug/l	-0.04
Spiked Amount	30.000		Recovery	=	117.17%	
50) Toluene-d8	8.56	98	218947	28.11	ug/l	-0.03
Spiked Amount	30.000		Recovery	=	93.70%	
58) Bromofluorobenzene	10.72	174	62343	28.16	ug/l	-0.02
Spiked Amount	30.000		Recovery	=	93.87%	
Target Compounds						
8) Methylene Chloride	3.58	84	18838	16.63	ug/l	Qvalue 80

*hair*

-----  
 (#) = qualifier out of range (m) = manual integration

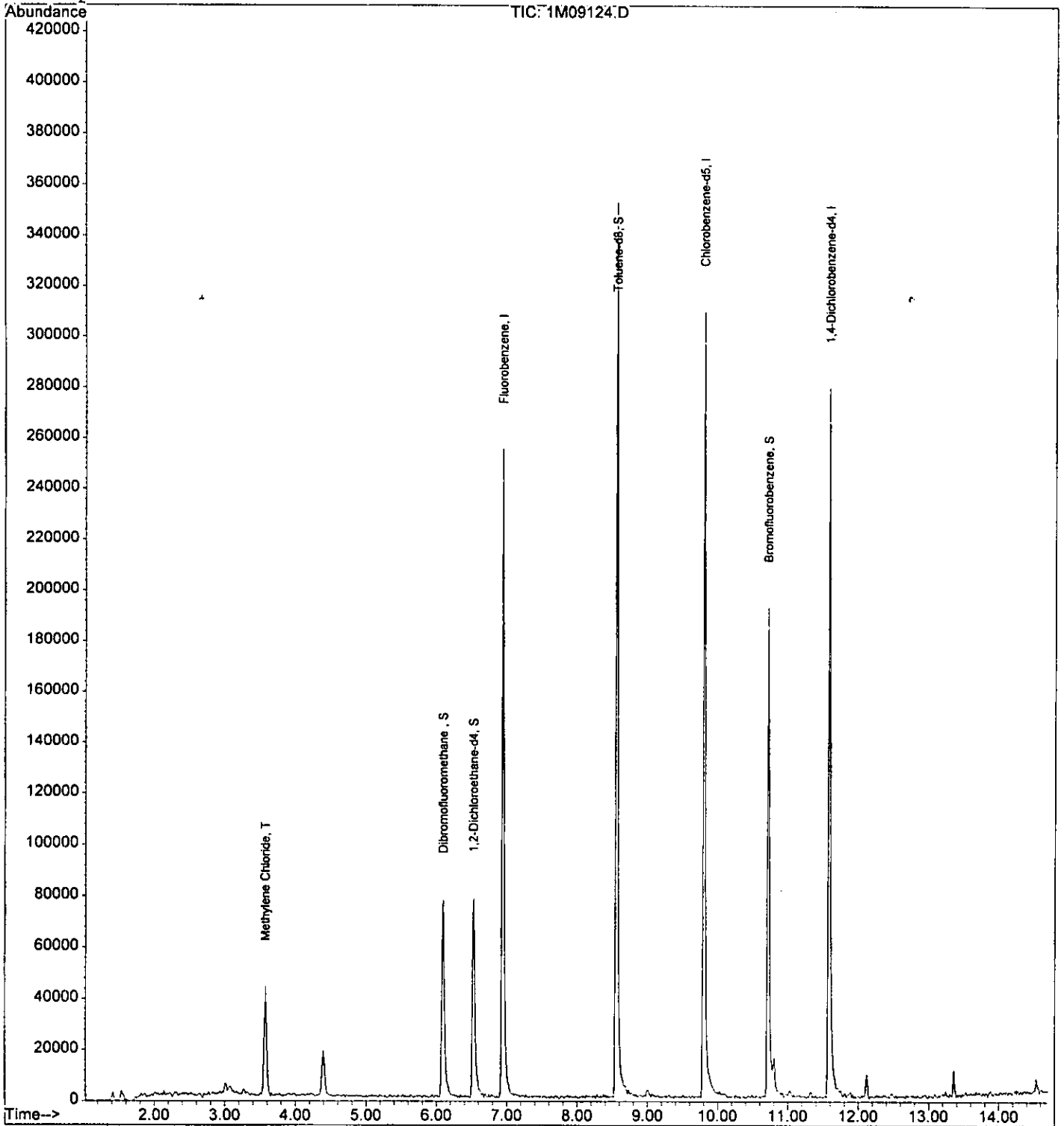
Quantitation Report

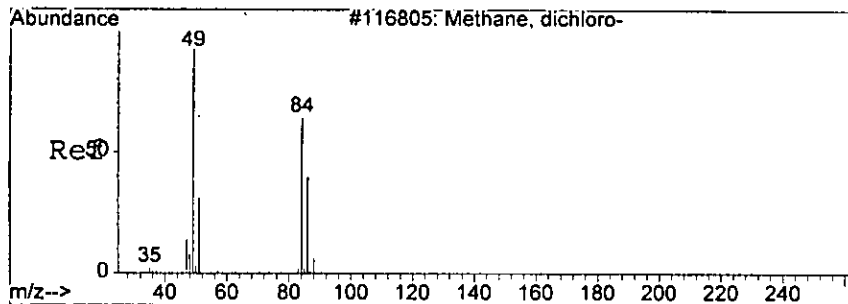
Data File : G:\GcMsData\2005\GCMS\_1\DATA\09-09-05\1M09124.D  
Acq On : 9 Sep 2005 16:29  
Sample : AC19506-003  
Misc : S,5G  
MS Integration Params: RTEINT.P  
Quant Time: Sep 15 9:57 2005

Vial: 8  
Operator: WP  
Inst : GCMS\_1  
Multiplr: 1.00

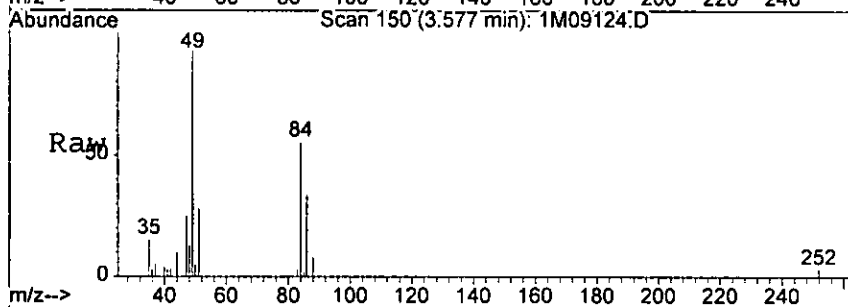
Quant Results File: 1M\_S0906.RES

Method : G:\GCMSDATA\2005\GCMS\_1\METHODS\1M\_S0906.M (RTE Integrator)  
Title : @GCMS\_1,ug,624,8260  
Last Update : Wed Sep 07 14:06:34 2005  
Response via : Initial Calibration

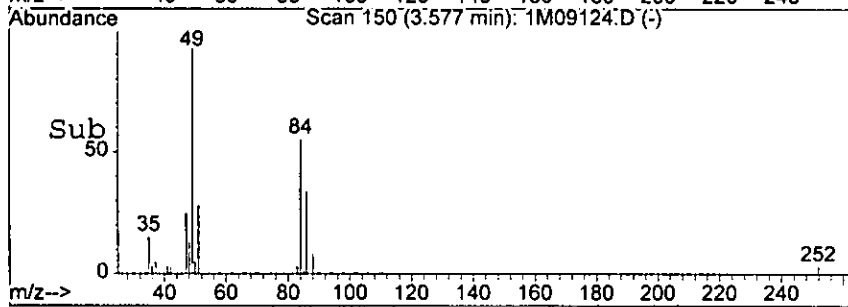




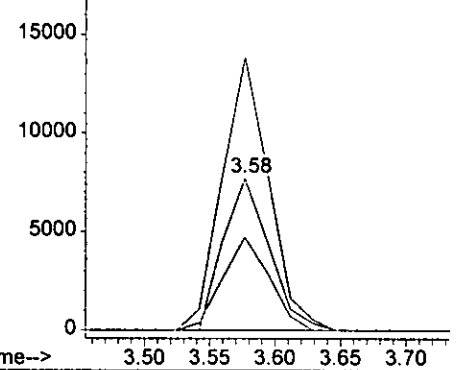
#8  
 Methylene Chloride  
 Concen: 16.63 ug/l  
 RT: 3.58 min Scan# 150  
 Delta R.T. -0.05 min  
 Lab File: 1M09124.D  
 Acq: 9 Sep 2005 16:29



Tgt Ion: 84 Resp: 18838  
 Ion Ratio Lower Upper  
 84 100  
 49 180.4 132.2 308.4  
 86 61.4 37.3 87.1



Abundance Ion 84.00 (83.70 to 84.70): 1M09124.D  
 Ion 49.00 (48.70 to 49.70): 1M09124.D  
 Ion 86.00 (85.70 to 86.70): 1M09124.D



hair

# Form1

## ORGANICS VOLATILE REPORT

0229

Sample Number: AC19506-004  
 Client Id: PCTP61 (7.5)  
 Data File: 1M09125.D  
 Analysis Date: 09/09/05 16:54  
 Date Rec/Extracted: 09/09/05-NA

Matrix: Soil  
 Initial Vol: 5g  
 Final Vol: NA  
 Dilution: 1  
 Solids: 93

Units: mg/Kg

Cas #	Compound	RL	Conc	Cas #	Compound	RL	Conc
71-55-6	1,1,1-Trichloroethane	0.00027	U	56-23-5	Carbon Tetrachloride	0.00091	U
79-34-5	1,1,2,2-Tetrachloroethane	0.00062	U	108-90-7	Chlorobenzene	0.00054	U
79-00-5	1,1,2-Trichloroethane	0.00060	U	75-00-3	Chloroethane	0.0011	U
75-34-3	1,1-Dichloroethane	0.00081	U	67-66-3	Chloroform	0.00049	U
75-35-4	1,1-Dichloroethene	0.00043	U	74-87-3	Chloromethane	0.00085	U
107-06-2	1,2-Dichloroethane	0.00042	U	156-59-2	cis-1,2-Dichloroethene	0.00051	U
78-87-5	1,2-Dichloropropane	0.00061	U	10061-01-5	cis-1,3-Dichloropropene	0.00049	U
78-93-3	2-Butanone	0.00084	U	124-48-1	Dibromochloromethane	0.00060	U
110-75-8	2-Chloroethylvinylether	0.00083	U	100-41-4	Ethylbenzene	0.00080	U
591-78-6	2-Hexanone	0.00051	U	1330-20-7	m&p-Xylenes	0.0012	U
108-10-1	4-Methyl-2-Pentanone	0.00077	U	<b>75-09-2</b>	<b>Methylene Chloride</b>	<b>0.0016</b>	<b>0.010 B</b>
67-64-1	Acetone	0.0057	U	95-47-6	o-Xylene	0.00050	U
107-02-8	Acrolein	0.0036	U	100-42-5	Styrene	0.00067	U
107-13-1	Acrylonitrile	0.00070	U	127-18-4	Tetrachloroethene	0.00097	U
71-43-2	Benzene	0.00055	U	108-88-3	Toluene	0.00081	U
75-27-4	Bromodichloromethane	0.00045	U	156-60-5	trans-1,2-Dichloroethene	0.00034	U
75-25-2	Bromoform	0.00077	U	10061-02-6	trans-1,3-Dichloropropene	0.00062	U
74-83-9	Bromomethane	0.0010	U	79-01-6	Trichloroethene	0.00066	U
75-15-0	Carbon Disulfide	0.00070	U	75-01-4	Vinyl Chloride	0.00077	U

Worksheet #: 19381

**Total Target Concentration 0.01**

*U* - Indicates the compound was analyzed but not detected.  
*B* - Indicates the analyte was found in the blank as well as in the sample.  
*E* - Indicates the analyte concentration exceeds the calibration range of the instrument.

*R* - Retention Time Out  
*J* - Indicates an estimated value when a compound is detected at less than the specified detection limit.



Data File : G:\GcMsData\2005\GCMS\_1\DATA\09-09-05\1M09125.D Vial: 19  
 Acq On : 9 Sep 2005 16:54 Operator: WP  
 Sample : AC19506-004 Inst : GCMS\_1  
 Misc : S,5G Multiplr: 1.00  
 MS Integration Params: RTEINT.P  
 Quant Time: Sep 15 9:57 2005

Quant Results File: 1M\_S0906.RES

Quant Method : G:\GCMSDATA\2005\GCMS\_1\METHODS\1M\_S0906.M (RTE Integrator)  
 Title : @GCMS\_1,ug,624,8260  
 Last Update : Wed Sep 07 14:06:34 2005  
 Response via : Initial Calibration  
 DataAcq Meth : M\_8260A

Internal Standards	R.T.	QIon	Response	Conc	Units	Dev(Min)
1) Fluorobenzene	6.94	96	220312	30.00	ug/l	-0.04
39) Chlorobenzene-d5	9.80	117	174903	30.00	ug/l	-0.03
54) 1,4-Dichlorobenzene-d4	11.60	152	90974	30.00	ug/l	0.00
System Monitoring Compounds						
27) Dibromofluoromethane	6.10	111	72779	36.63	ug/l	-0.04
Spiked Amount	30.000		Recovery	=	122.10%	
28) 1,2-Dichloroethane-d4	6.53	67	38309	34.54	ug/l	-0.04
Spiked Amount	30.000		Recovery	=	115.13%	
50) Toluene-d8	8.56	98	232249	28.65	ug/l	-0.03
Spiked Amount	30.000		Recovery	=	95.50%	
58) Bromofluorobenzene	10.73	174	66579	28.96	ug/l	0.00
Spiked Amount	30.000		Recovery	=	96.53%	
Target Compounds						
8) Methylene Chloride	3.58	84	11378	9.71	ug/l	Qvalue 86

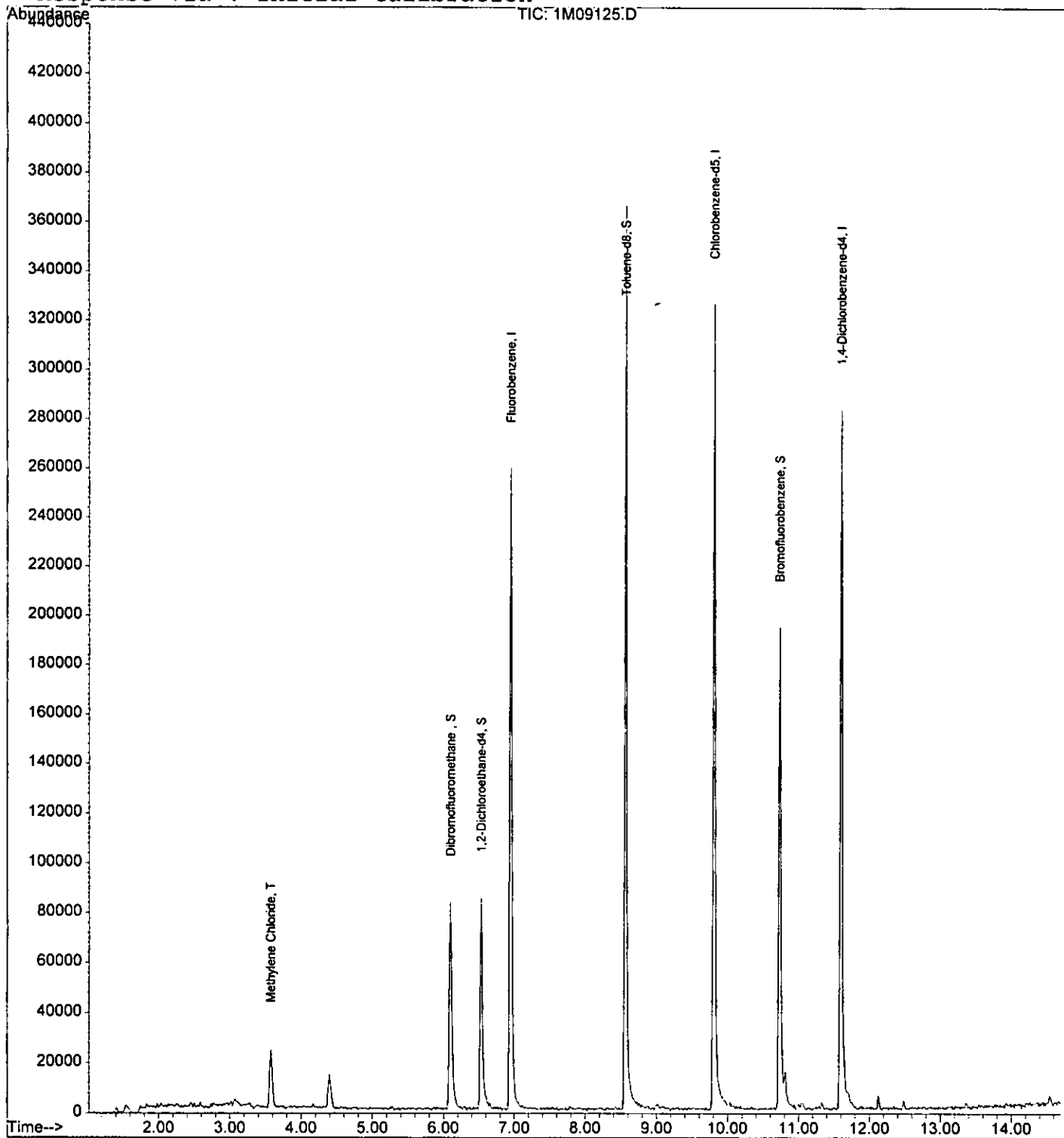
*hair*

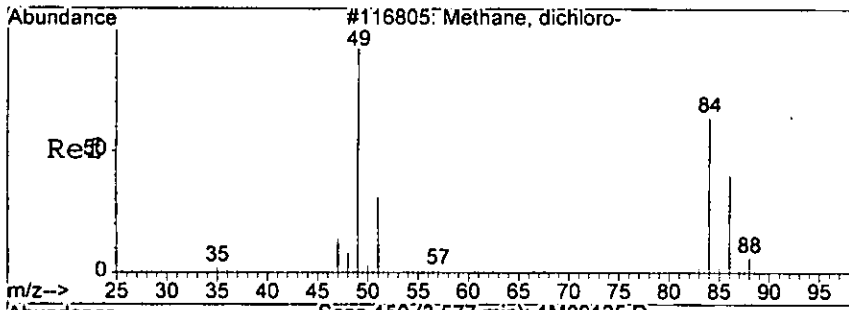
Quantitation Report

Data File : G:\GcMsData\2005\GCMS\_1\DATA\09-09-05\1M09125.D Vial: 129  
Acq On : 9 Sep 2005 16:54 Operator: WP  
Sample : AC19506-004 Inst : GCMS\_1  
Misc : S,5G Multiplr: 1.00  
MS Integration Params: RTEINT.P  
Quant Time: Sep 15 9:57 2005

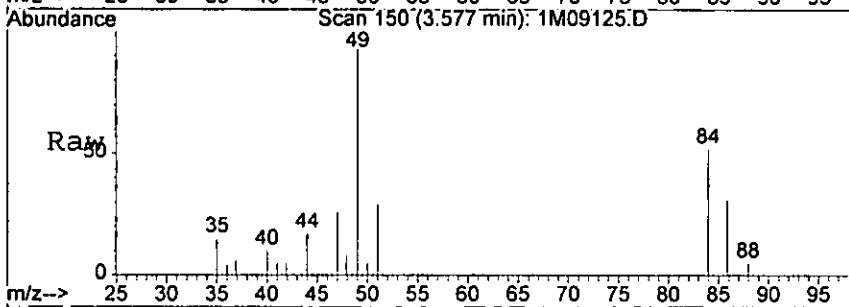
Quant Results File: 1M\_S0906.RES

Method : G:\GCMSDATA\2005\GCMS\_1\METHODS\1M\_S0906.M (RTE Integrator)  
Title : @GCMS\_1,ug,624,8260  
Last Update : Wed Sep 07 14:06:34 2005  
Response via : Initial Calibration

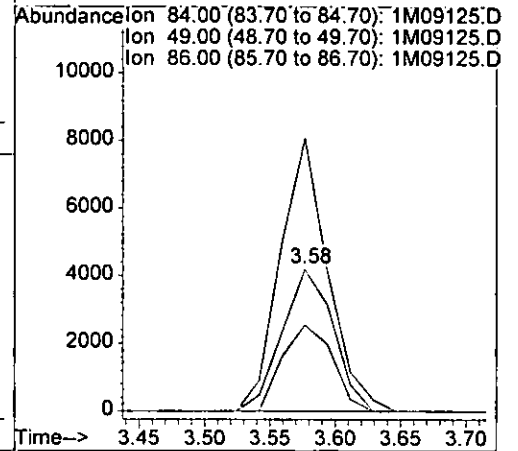
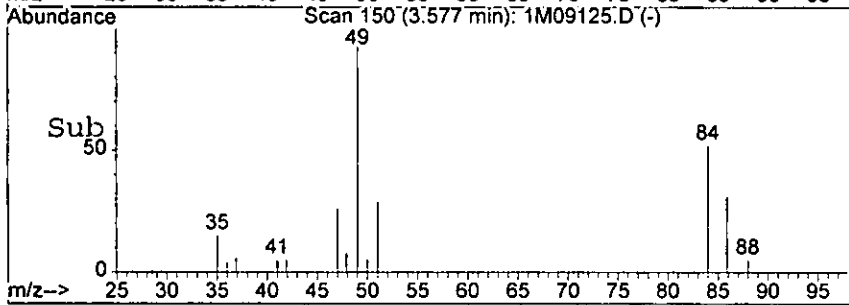




#8  
 Methylene Chloride  
 Concen: 9.71 ug/l  
 RT: 3.58 min Scan# 150  
 Delta R.T. -0.05 min  
 Lab File: 1M09125.D  
 Acq: 9 Sep 2005 16:54



Tgt Ion	Resp	Lower	Upper
84	11378		
84	100		
49	193.2	132.2	308.4
86	60.7	37.3	87.1



*lgrr*

**Form1**

ORGANICS VOLATILE REPORT

Sample Number: AC19506-005(MS:AC1) Matrix: Soil  
 Client Id: PCTP61 (7.5)MS Initial Vol: 5g  
 Data File: 1M09130.D Final Vol: NA  
 Analysis Date: 09/09/05 18:57 Dilution: 1  
 Date Rec/Extracted: 09/09/05-NA Solids: 94

Units: mg/Kg

Cas #	Compound	RL	Conc	Cas #	Compound	RL	Conc
71-55-6	1,1,1-Trichloroethane	0.00026	0.054	56-23-5	Carbon Tetrachloride	0.00090	0.061
79-34-5	1,1,2,2-Tetrachloroethane	0.00061	0.056	108-90-7	Chlorobenzene	0.00053	0.039
79-00-5	1,1,2-Trichloroethane	0.00059	0.062	75-00-3	Chloroethane	0.0011	0.074
75-34-3	1,1-Dichloroethane	0.00081	0.054	67-66-3	Chloroform	0.00048	0.053
75-35-4	1,1-Dichloroethene	0.00043	0.053	74-87-3	Chloromethane	0.00084	0.046
107-06-2	1,2-Dichloroethane	0.00042	0.049	156-59-2	cis-1,2-Dichloroethene	0.00051	U
78-87-5	1,2-Dichloropropane	0.00060	0.052	10061-01-5	cis-1,3-Dichloropropene	0.00049	0.044
78-93-3	2-Butanone	0.00083	0.037	124-48-1	Dibromochloromethane	0.00059	0.048
110-75-8	2-Chloroethylvinylether	0.00082	0.036	100-41-4	Ethylbenzene	0.00079	0.053
591-78-6	2-Hexanone	0.00051	U	1330-20-7	m&p-Xylenes	0.0012	U
108-10-1	4-Methyl-2-Pentanone	0.00076	U	75-09-2	Methylene Chloride	0.0015	0.066 B
67-64-1	Acetone	0.0056	U	95-47-6	o-Xylene	0.00050	U
107-02-8	Acrolein	0.0035	U	100-42-5	Styrene	0.00066	U
107-13-1	Acrylonitrile	0.00069	U	127-18-4	Tetrachloroethene	0.00096	0.045
71-43-2	Benzene	0.00054	0.053	108-88-3	Toluene	0.00080	0.048
75-27-4	Bromodichloromethane	0.00044	0.049	156-60-5	trans-1,2-Dichloroethene	0.00034	0.040
75-25-2	Bromoform	0.00076	0.045	10061-02-6	trans-1,3-Dichloropropene	0.00061	0.038
74-83-9	Bromomethane	0.00099	0.093	79-01-6	Trichloroethene	0.00065	0.046
75-15-0	Carbon Disulfide	0.00069	U	75-01-4	Vinyl Chloride	0.00076	0.048

Worksheet #: 19409

**Total Target Concentration 1.442**

U - Indicates the compound was analyzed but not detected.  
 B - Indicates the analyte was found in the blank as well as in the sample.  
 E - Indicates the analyte concentration exceeds the calibration range of the instrument.

R - Retention Time Out  
 J - Indicates an estimated value when a compound is detected at less than the specified detection limit.

Data File : G:\GcMsData\2005\GCMS\_1\DATA\09-0905\1M09130.D Vial: 5  
 Acq On : 9 Sep 2005 18:57 Operator: WP  
 Sample : AC19506-005 (MS:AC19506-004) Inst : GCMS\_1  
 Misc : S,5G Multiplr: 1.00  
 MS Integration Params: RTEINT.P  
 Quant Time: Sep 15 10:01 2005

Quant Results File: 1M\_S0906.RES

Quant Method : G:\GCMSDATA\2005\GCMS\_1\METHODS\1M\_S0906.M (RTE Integrator)  
 Title : @GCMS\_1,ug,624,8260  
 Last Update : Wed Sep 07 14:06:34 2005  
 Response via : Initial Calibration  
 DataAcq Meth : M\_8260A

Internal Standards	R.T.	QIon	Response	Conc	Units	Dev (Min)
1) Fluorobenzene	6.94	96	241307	30.00	ug/l	-0.04
39) Chlorobenzene-d5	9.80	117	195982	30.00	ug/l	-0.03
54) 1,4-Dichlorobenzene-d4	11.59	152	112875	30.00	ug/l	-0.02

System Monitoring Compounds

27) Dibromofluoromethane	6.10	111	71440	32.82	ug/l	-0.04
Spiked Amount	30.000		Recovery	=	109.40%	
28) 1,2-Dichloroethane-d4	6.53	67	39836	32.79	ug/l	-0.04
Spiked Amount	30.000		Recovery	=	109.30%	
50) Toluene-d8	8.56	98	281221	30.96	ug/l	-0.03
Spiked Amount	30.000		Recovery	=	103.20%	
58) Bromofluorobenzene	10.72	174	77215	27.07	ug/l	-0.02
Spiked Amount	30.000		Recovery	=	90.23%	

Target Compounds

Target Compounds	R.T.	QIon	Response	Conc	Units	Qvalue
3) Chloromethane	1.71	50	107119	43.33	ug/l	99
4) Bromomethane	2.12	94	56896	87.65	ug/l	96
5) Vinyl Chloride	1.81	62	91839	45.03	ug/l	97
6) Chloroethane	2.20	64	63178	70.02	ug/l	90
7) Trichlorofluoromethane	2.47	101	151260	59.05	ug/l	97
8) Methylene Chloride	3.58	84	79242	61.73	ug/l	80
15) n-Hexane	4.39	57	6032	1.91	ug/l	99
17) 1,1-Dichloroethene	3.00	61	149383	49.80	ug/l	99
19) 1,1-Dichloroethane	4.57	63	290785	50.29	ug/l	99
20) trans-1,2-Dichloroethene	3.96	96	56911	38.02	ug/l	87
26) Chloroform	5.87	83	239812	49.69	ug/l	97
29) 1,2-Dichloroethane	6.62	62	172943	46.41	ug/l	96
30) 2-Butanone	5.49	43	33667	34.86	ug/l	95
31) 1,1,1-Trichloroethane	6.12	97	192483	50.56	ug/l	92
32) Carbon Tetrachloride	6.34	117	182885	57.12	ug/l	100
34) Bromodichloromethane	7.87	83	174079	46.41	ug/l	97
36) 1,2-Dichloropropane	7.57	63	156751	48.71	ug/l	98
37) Trichloroethene	7.36	130	110025	43.01	ug/l	91
38) Benzene	6.60	78	492076	50.00	ug/l	100
40) Dibromochloromethane	9.32	129	112543	45.21	ug/l	95
41) 2-Chloroethylvinylether	8.19	63	41591	33.60	ug/l	92
42) cis-1,3-Dichloropropene	8.30	75	178874	41.14	ug/l	97
43) trans-1,3-Dichloropropene	8.82	75	123129	35.58	ug/l	100
44) 1,1,2-Trichloroethane	8.97	97	98837	58.00	ug/l	86
46) 1,3-Dichloropropane	8.82	76	4879	1.15	ug/l	82
49) Tetrachloroethene	9.11	164	107760	42.07	ug/l	90

(#) = qualifier out of range (m) = manual integration

*kgrr*

Data File : G:\GcMsData\2005\GCMS\_1\DATA\09-0905\1M09130.D Vial: 5  
 Acq On : 9 Sep 2005 18:57 Operator: WP  
 Sample : AC19506-005 (MS:AC19506-004) Inst : GCMS\_1  
 Misc : S,5G Multiplr: 1.00  
 MS Integration Params: RTEINT.P  
 Quant Time: Sep 15 10:01 2005

Quant Results File: 1M\_S0906.RES

Quant Method : G:\GCMSDATA\2005\GCMS\_1\METHODS\1M\_S0906.M (RTE Integrator)  
 Title : @GCMS\_1,ug,624,8260  
 Last Update : Wed Sep 07 14:06:34 2005  
 Response via : Initial Calibration  
 DataAcq Meth : M\_8260A

Compound	R.T.	QIon	Response	Conc	Unit	Qvalue
51) Toluene	8.62	92	317926	45.49	ug/l	92
53) Chlorobenzene	9.82	112	291220	37.10	ug/l	97
55) Bromoform	10.47	173	64282	42.28	ug/l	90
56) Ethylbenzene	9.91	106	101760	49.35	ug/l	100
57) 1,1,2,2-Tetrachloroethane	10.80	83	120696	52.99	ug/l	95
63) 1,3-Dichlorobenzene	11.55	146	162794	26.86	ug/l	90
64) 1,4-Dichlorobenzene	11.61	146	176715	28.36	ug/l	86
65) 1,2-Dichlorobenzene	11.88	146	169136	30.38	ug/l	91

(#) = qualifier out of range (m) = manual integration

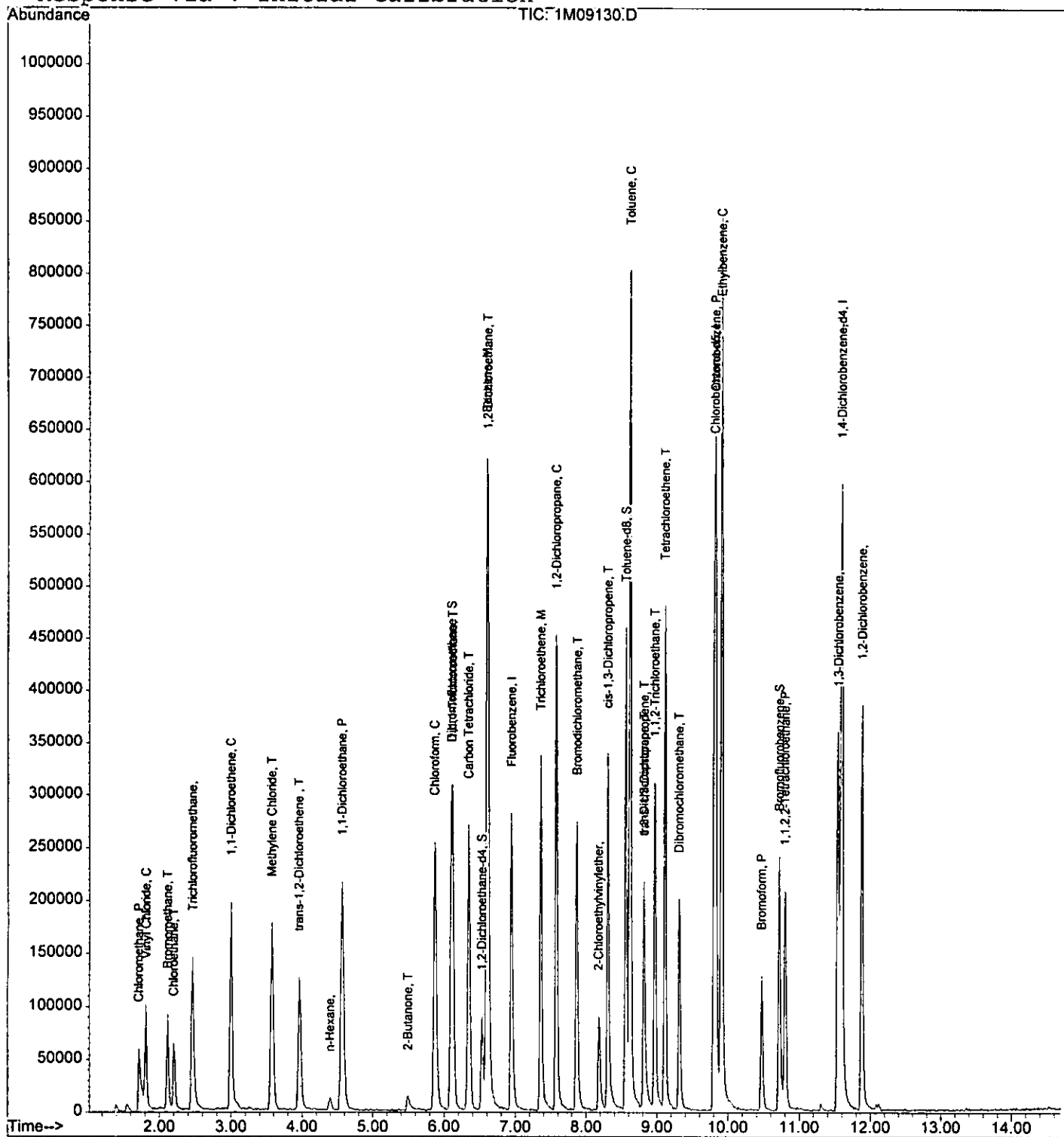
Quantitation Report

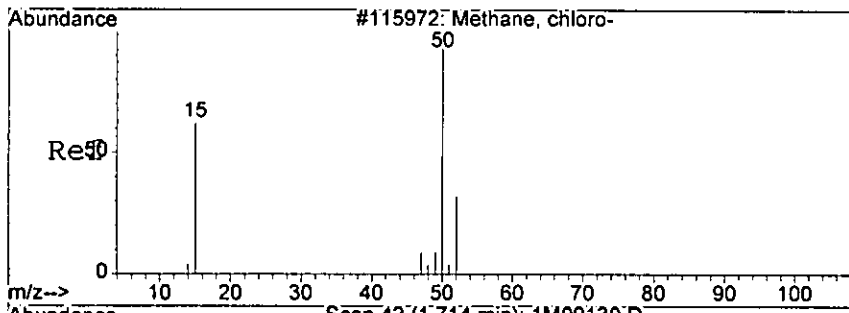
Data File : G:\GcMsData\2005\GCMS\_1\DATA\09-0905\1M09130.D  
 Acq On : 9 Sep 2005 18:57  
 Sample : AC19506-005 (MS:AC19506-004)  
 Misc : S,5G  
 MS Integration Params: RTEINT.P  
 Quant Time: Sep 15 10:01 2005

Vial: 5232  
 Operator: WP  
 Inst : GCMS\_1  
 Multiplr: 1.00

Quant Results File: 1M\_S0906.RES

Method : G:\GCMSDATA\2005\GCMS\_1\METHODS\1M\_S0906.M (RTE Integrator)  
 Title : @GCMS\_1,ug,624,8260  
 Last Update : Wed Sep 07 14:06:34 2005  
 Response via : Initial Calibration

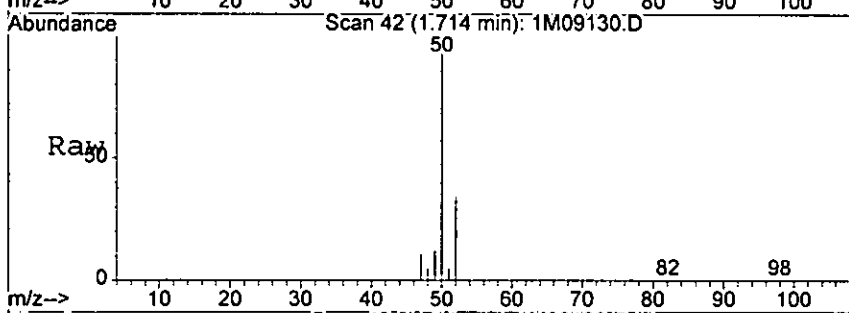




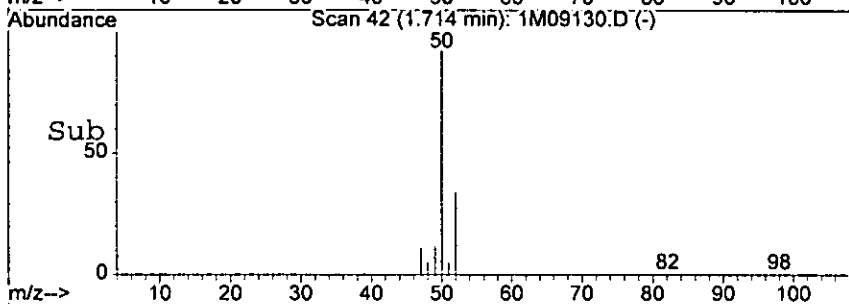
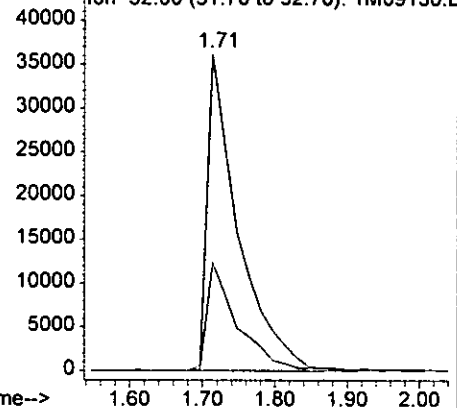
#3  
 Chloromethane  
 Concen: 43.33 ug/l  
 RT: 1.71 min Scan# 42  
 Delta R.T. -0.03 min  
 Lab File: 1M09130.D  
 Acq: 9 Sep 2005 18:57

1127

Tgt Ion: 50 Resp: 107119  
 Ion Ratio Lower Upper  
 50 100  
 52 34.2 20.3 47.5

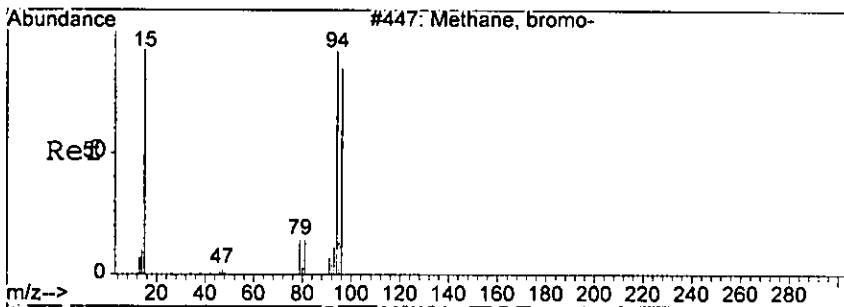


Abundance Ion 50.00 (49.70 to 50.70): 1M09130.D  
 Ion 52.00 (51.70 to 52.70): 1M09130.D



1.71

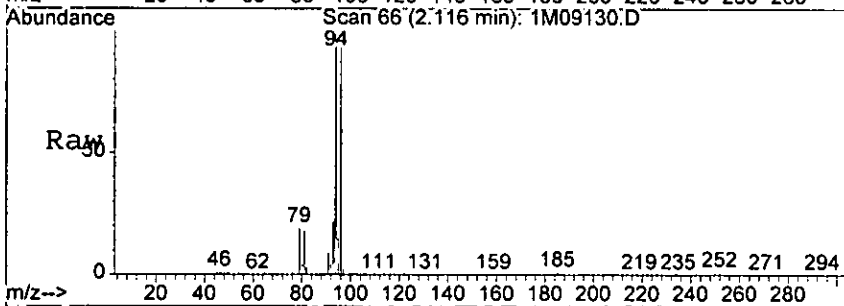




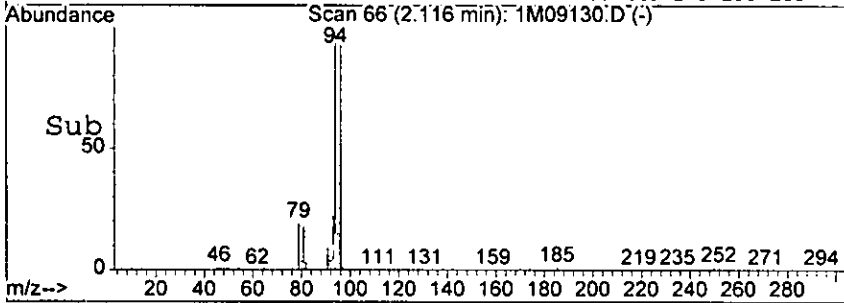
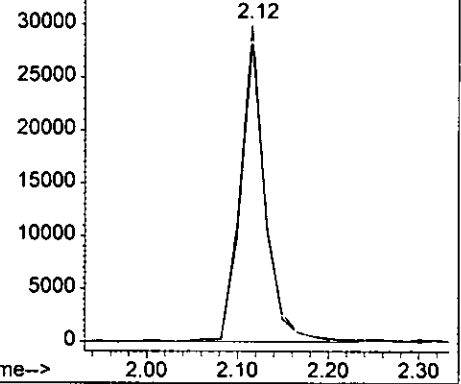
#4  
 Bromomethane  
 Concen: 87.65 ug/l  
 RT: 2.12 min Scan# 66  
 Delta R.T. -0.03 min  
 Lab File: 1M09130.D  
 Acq: 9 Sep 2005 18:57

0238

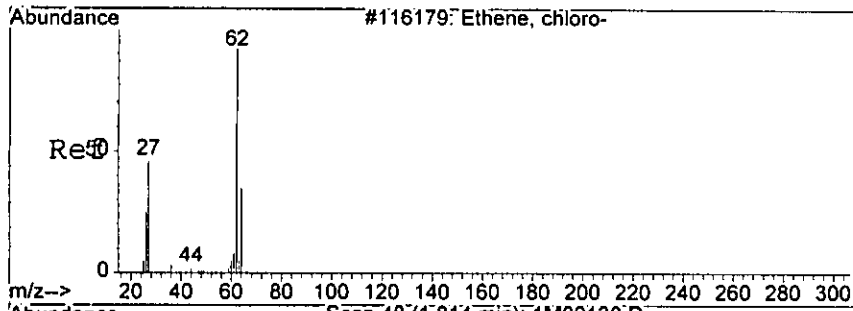
Tgt Ion: 94 Resp: 56896  
 Ion Ratio Lower Upper  
 94 100  
 96 94.1 50.7 130.7



Abundance Ion 94.00 (93.70 to 94.70): 1M09130.D  
 35000 Ion 95.90 (95.60 to 96.60): 1M09130.D

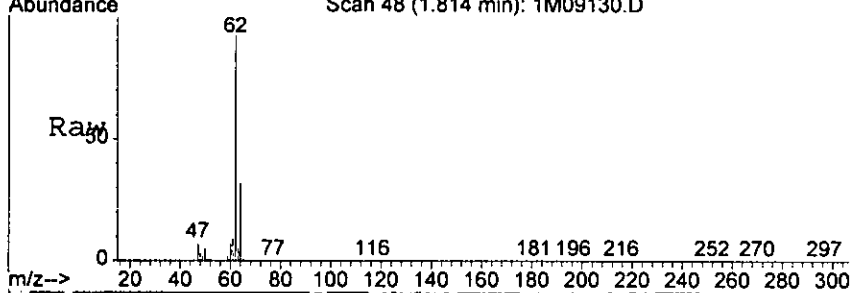


harr

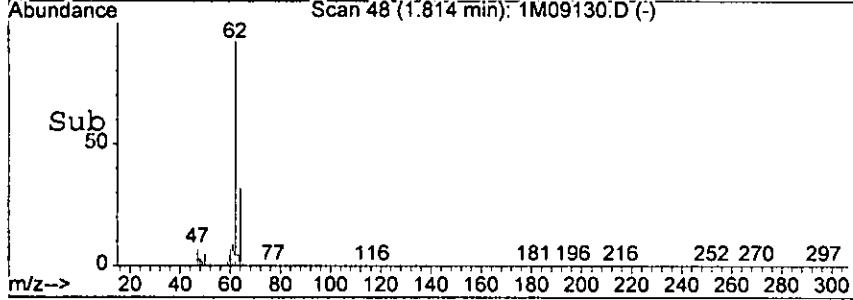
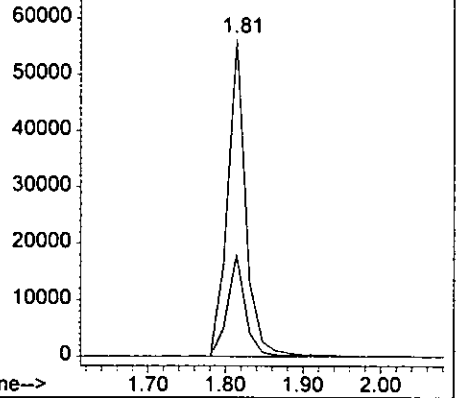


#5  
 Vinyl Chloride  
 Concen: 45.03 ug/l  
 RT: 1.81 min Scan# 48  
 Delta R.T. -0.03 min  
 Lab File: 1M09130.D  
 Acq: 9 Sep 2005 18:57

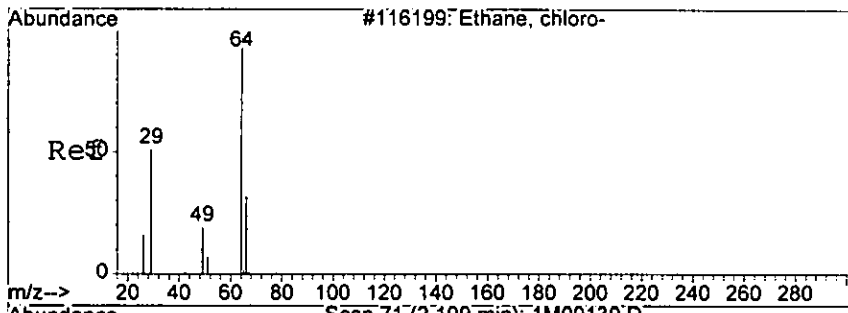
Tgt Ion: 62 Resp: 91839  
 Ion Ratio Lower Upper  
 62 100  
 64 32.1 0.0 73.9



Abundance Ion 62.00 (61.70 to 62.70): 1M09130.D  
 Ion 64.00 (63.70 to 64.70): 1M09130.D

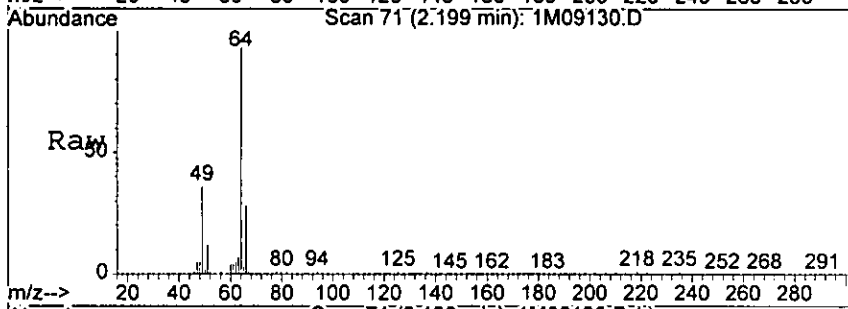


hair

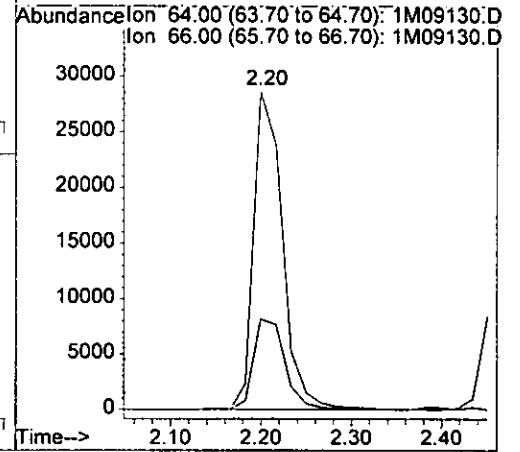
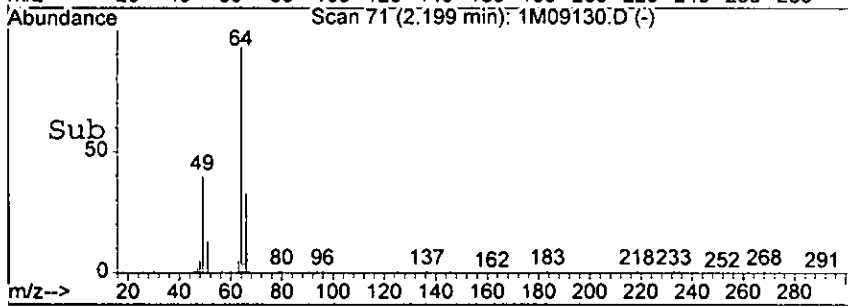


#6  
 Chloroethane  
 Concen: 70.02 ug/l  
 RT: 2.20 min Scan# 71  
 Delta R.T. -0.03 min  
 Lab File: 1M09130.D  
 Acq: 9 Sep 2005 18:57

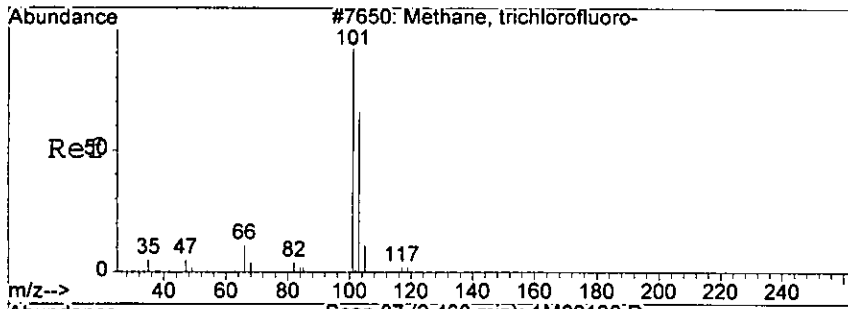
0248



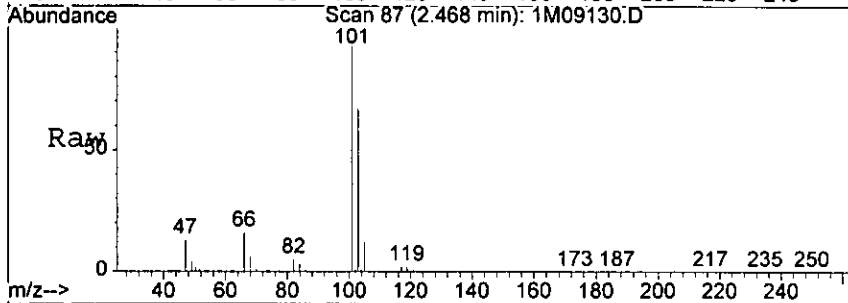
Tgt Ion: 64 Resp: 63178  
 Ion Ratio Lower Upper  
 64 100  
 66 28.5 0.0 74.0



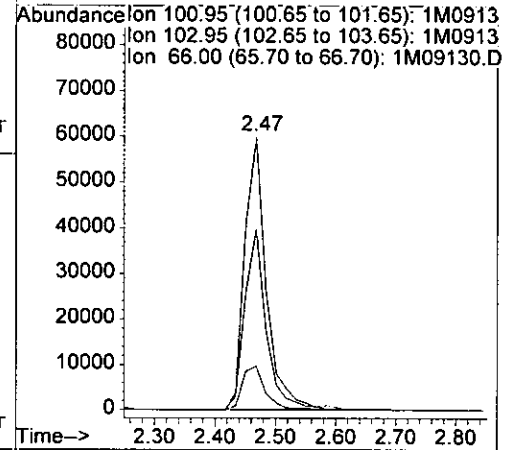
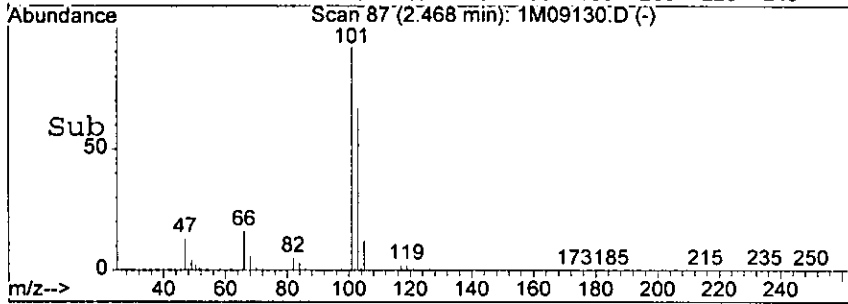
harr



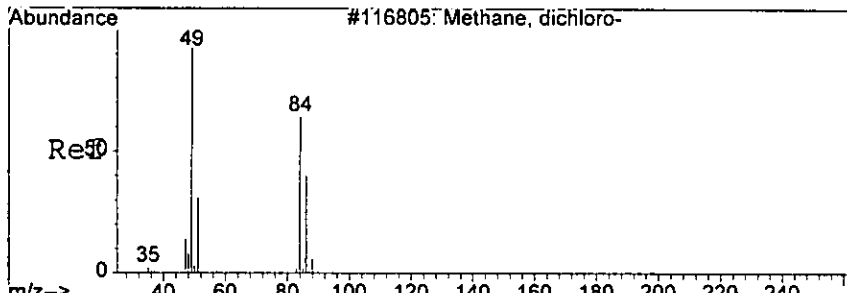
#7  
 Trichlorofluoromethane  
 Concen: 59.05 ug/l  
 RT: 2.47 min Scan# 87  
 Delta R.T. -0.03 min  
 Lab File: 1M09130.D  
 Acq: 9 Sep 2005 18:57



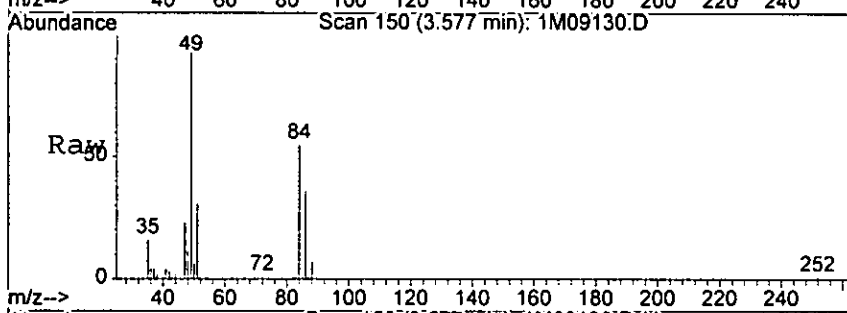
Tgt Ion	Resp	Lower	Upper
101	151260	100	
103	66.6	24.7	104.7
66	16.1	0.0	58.7



*2.47*

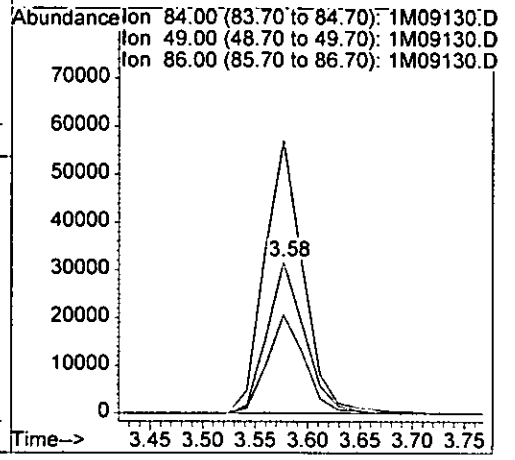
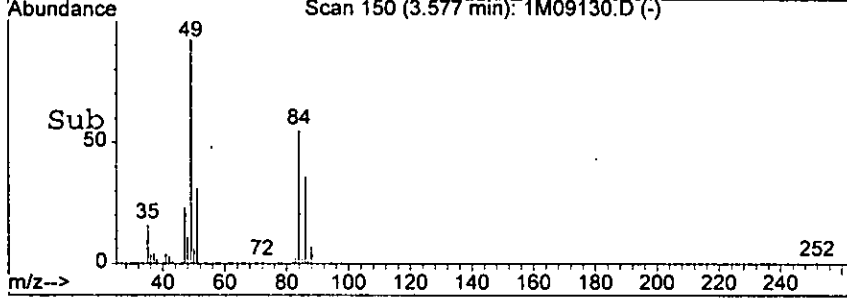


#8  
 Methylene Chloride  
 Concen: 61.73 ug/l  
 RT: 3.58 min Scan# 150  
 Delta R.T. -0.05 min  
 Lab File: 1M09130.D  
 Acq: 9 Sep 2005 18:57

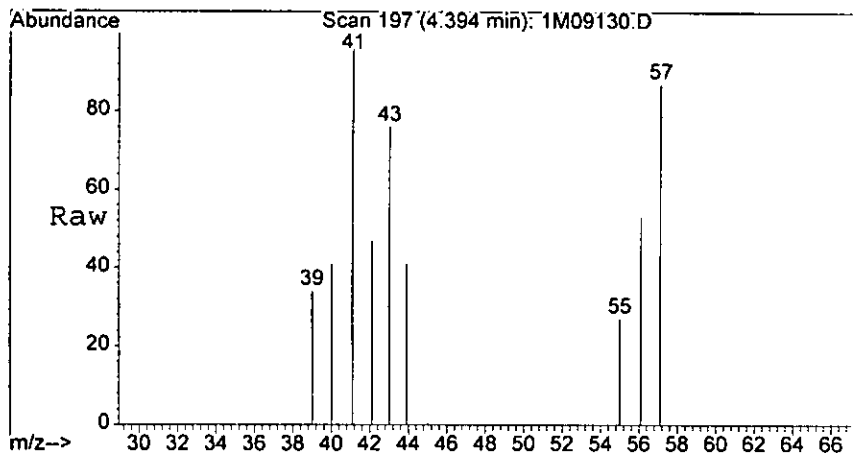


Tgt Ion: 84 Resp: 79242

Ion	Ratio	Lower	Upper
84	100		
49	180.3	132.2	308.4
86	65.3	37.3	87.1



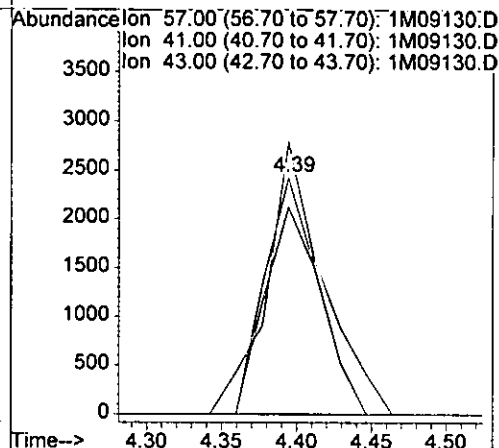
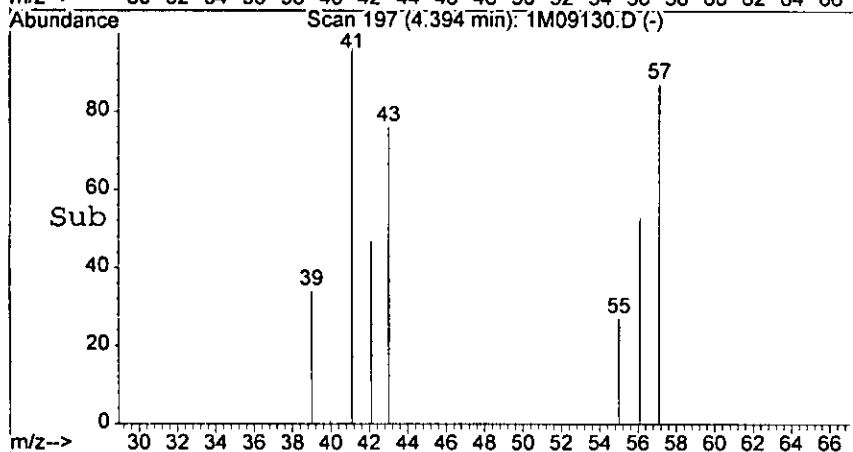
*hair*



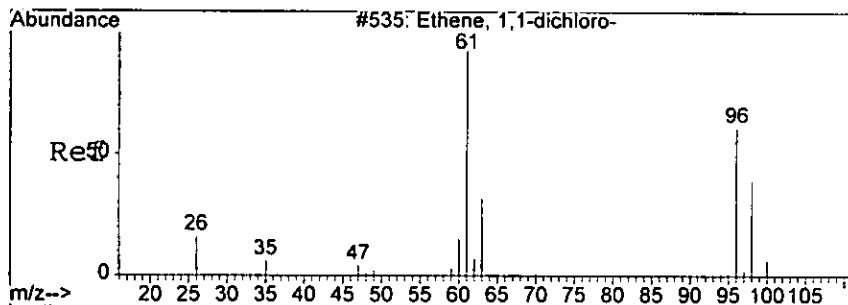
#15  
 n-Hexane  
 Concen: 1.91 ug/l  
 RT: 4.39 min Scan# 197  
 Delta R.T. -0.05 min  
 Lab File: 1M09130.D  
 Acq: 9 Sep 2005 18:57

#243

Tgt Ion	Resp	Lower	Upper
57	6032		
Ion Ratio			
57	100		
41	121.0	72.0	168.0
43	91.3	72.0	108.0

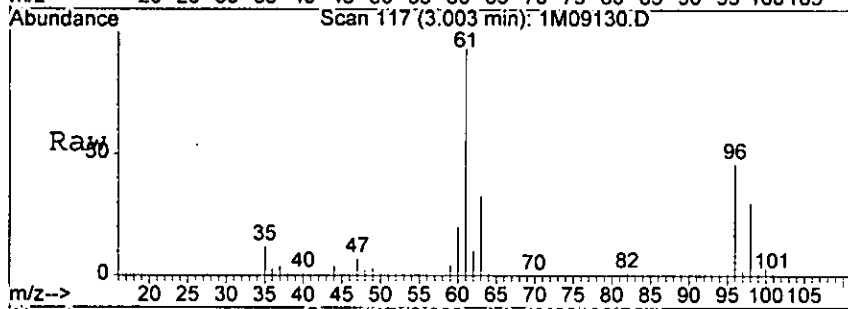


*Handwritten signature*



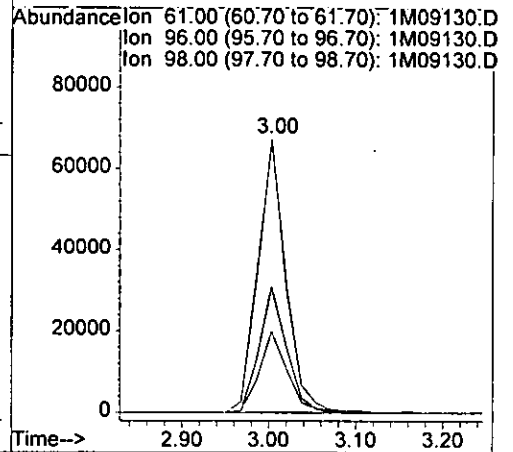
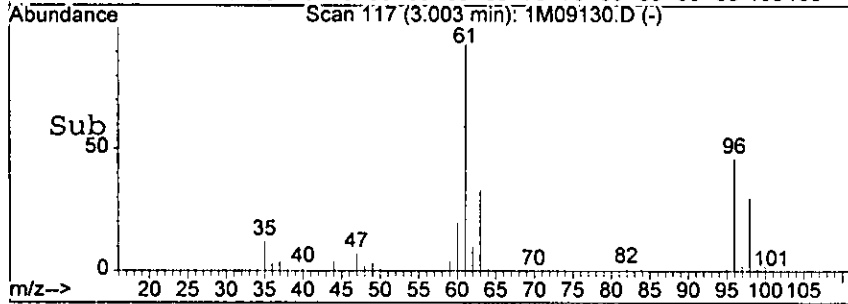
#17  
 1,1-Dichloroethene  
 Concen: 49.80 ug/l  
 RT: 3.00 min Scan# 117  
 Delta R.T. -0.04 min  
 Lab File: 1M09130.D  
 Acq: 9 Sep 2005 18:57

727A

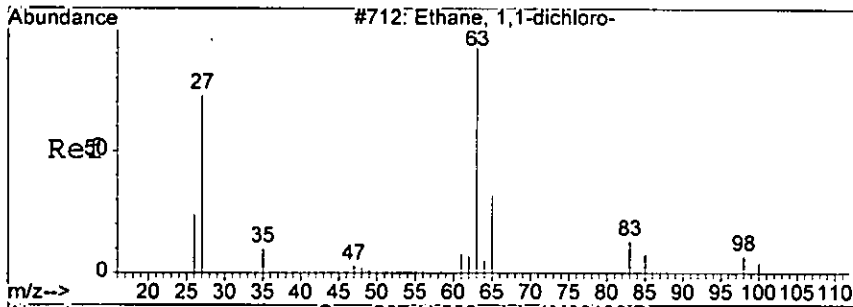


Tgt Ion: 61 Resp: 149383

Ion	Ratio	Lower	Upper
61	100		
96	46.0	6.9	86.9
98	29.5	0.0	70.0



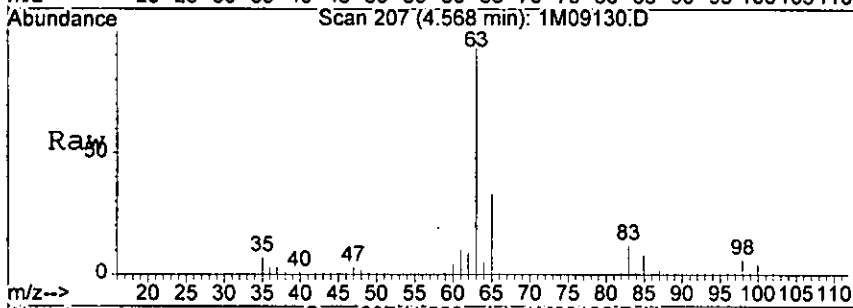
*hairr*



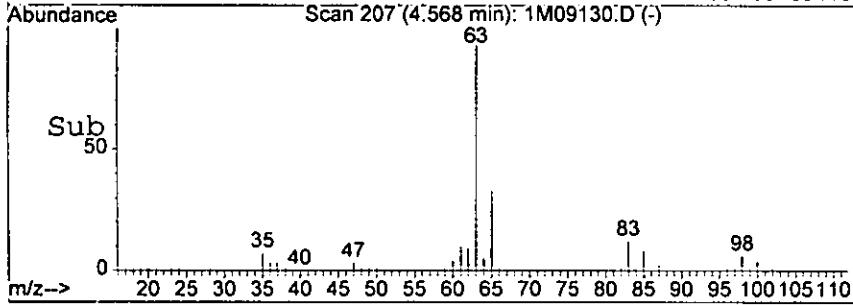
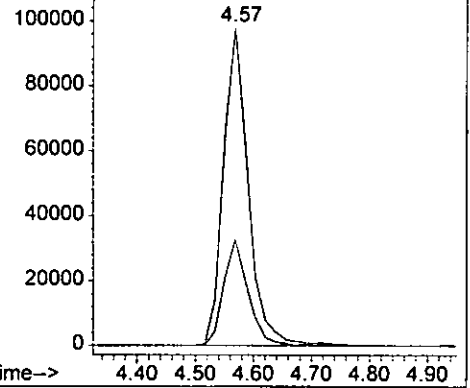
#19  
 1,1-Dichloroethane  
 Concen: 50.29 ug/l  
 RT: 4.57 min Scan# 207  
 Delta R.T. -0.05 min  
 Lab File: 1M09130.D  
 Acq: 9 Sep 2005 18:57

0245

Tgt Ion: 63 Resp: 290785  
 Ion Ratio Lower Upper  
 63 100  
 65 33.4 0.0 72.8

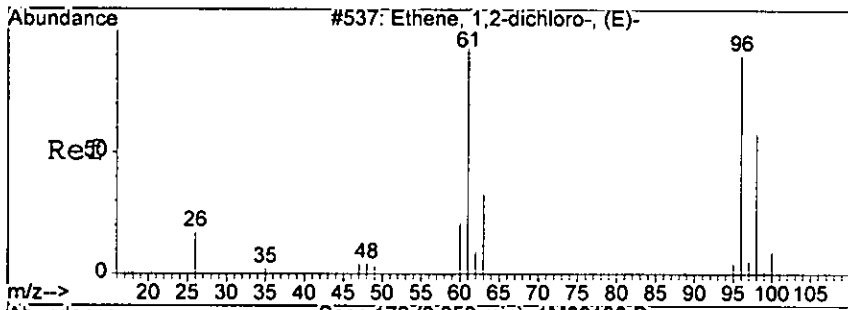


Abundance Ion 63.00 (62.70 to 63.70): 1M09130.D  
 Ion 65.00 (64.70 to 65.70): 1M09130.D

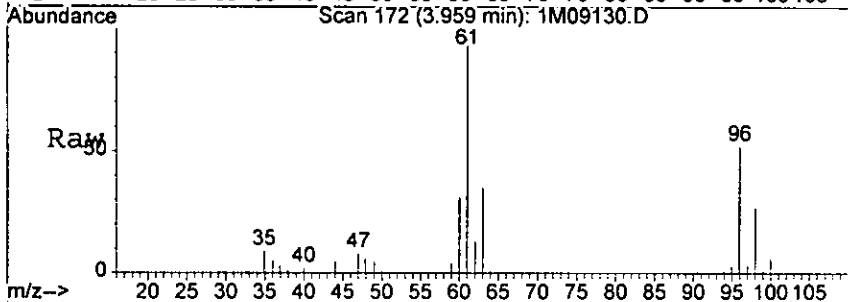


*larr*

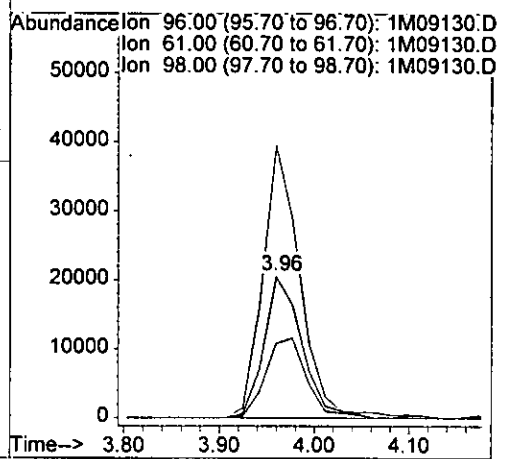
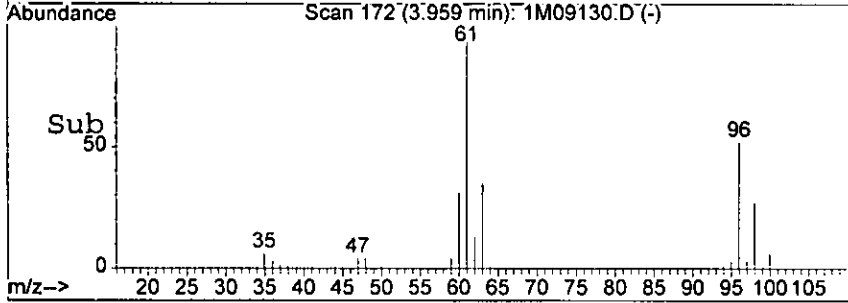




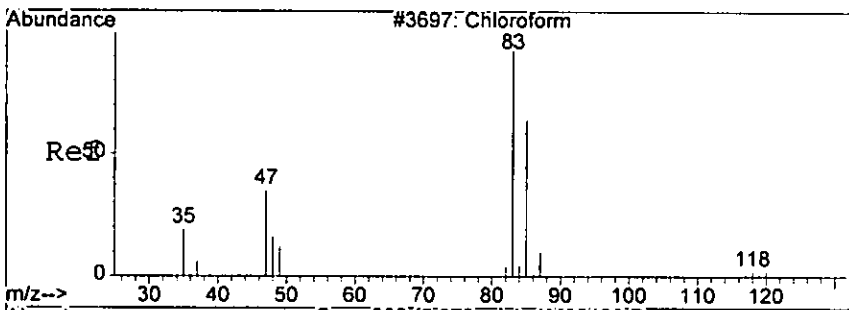
#20  
 trans-1,2-Dichloroethene  
 Concen: 38.02 ug/l  
 RT: 3.96 min Scan# 172  
 Delta R.T. -0.05 min  
 Lab File: 1M09130.D  
 Acq: 9 Sep 2005 18:57



Tgt Ion	Resp	Lower	Upper
96	56911		
96	100		
61	193.1	101.4	251.4
98	52.7	26.1	106.1



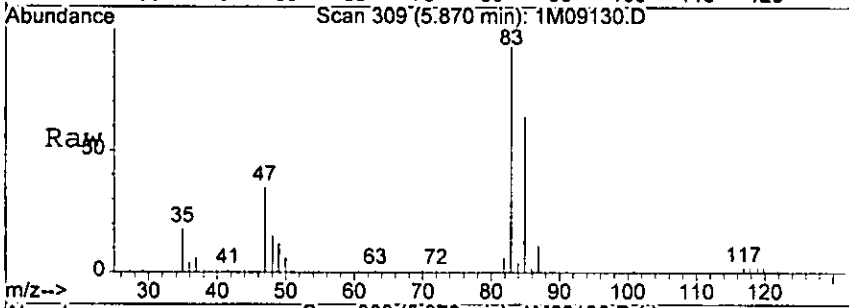
*129155*



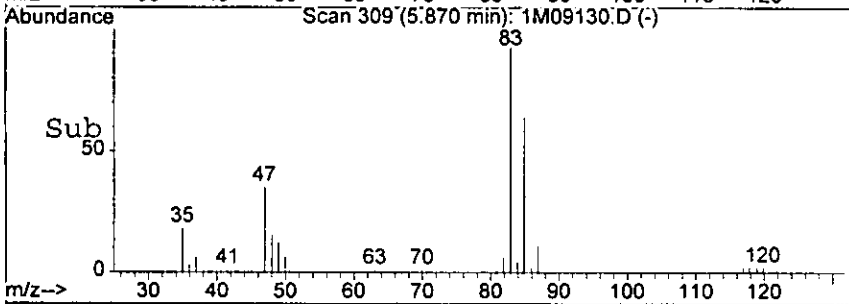
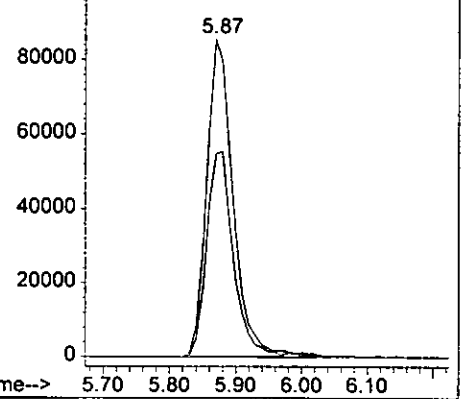
#26  
 Chloroform  
 Concen: 49.69 ug/l  
 RT: 5.87 min Scan# 309  
 Delta R.T. -0.05 min  
 Lab File: 1M09130.D  
 Acq: 9 Sep 2005 18:57

0247

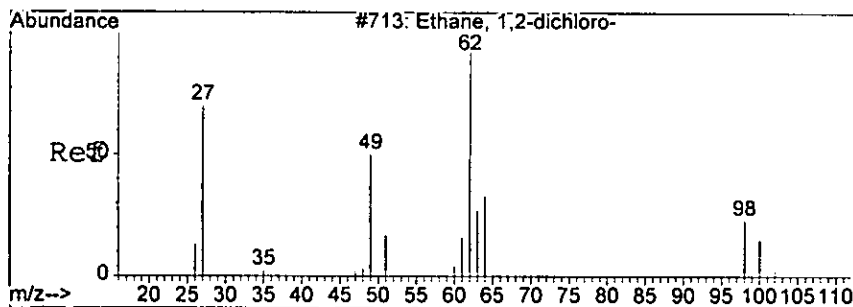
Tgt Ion: 83 Resp: 239812  
 Ion Ratio Lower Upper  
 83 100  
 85 64.1 22.0 102.0



Abundance Ion 83.00 (82.70 to 83.70): 1M09130.D  
 100000 Ion 85.00 (84.70 to 85.70): 1M09130.D



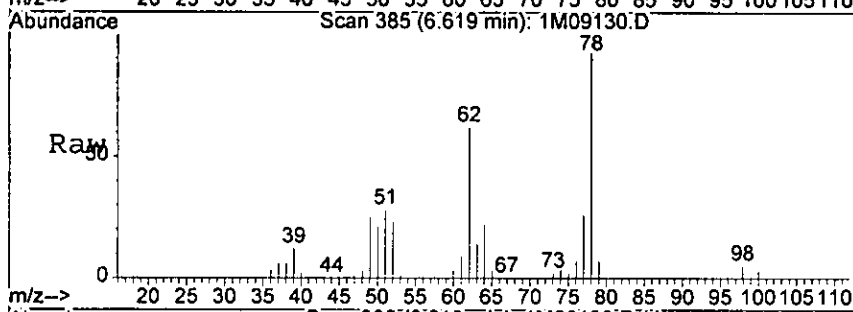
*Varr*



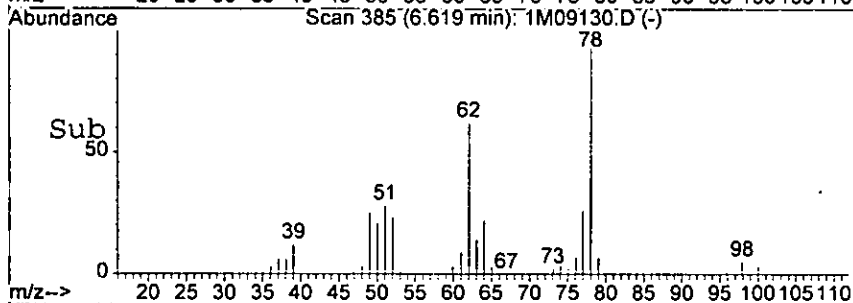
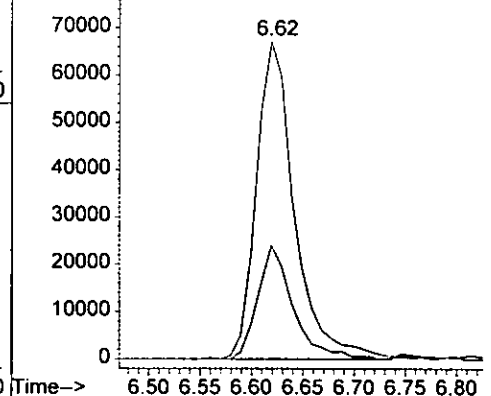
#29  
 1,2-Dichloroethane  
 Concen: 46.41 ug/l  
 RT: 6.62 min Scan# 385  
 Delta R.T. -0.04 min  
 Lab File: 1M09130.D  
 Acq: 9 Sep 2005 18:57

0248

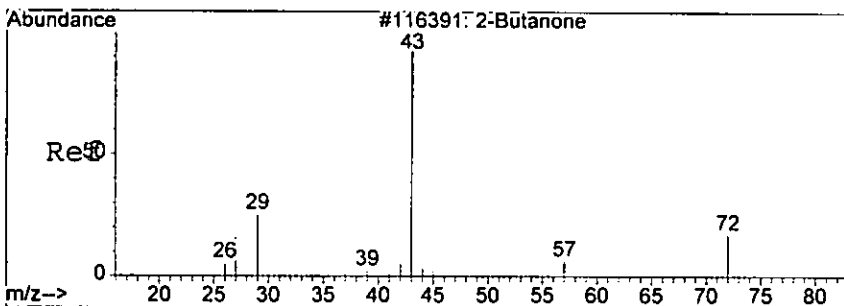
Tgt Ion: 62 Resp: 172943  
 Ion Ratio Lower Upper  
 62 100  
 64 35.3 0.0 72.9



Abundance Ion 62.00 (61.70 to 62.70): 1M09130.D  
 Ion 64.00 (63.70 to 64.70): 1M09130.D



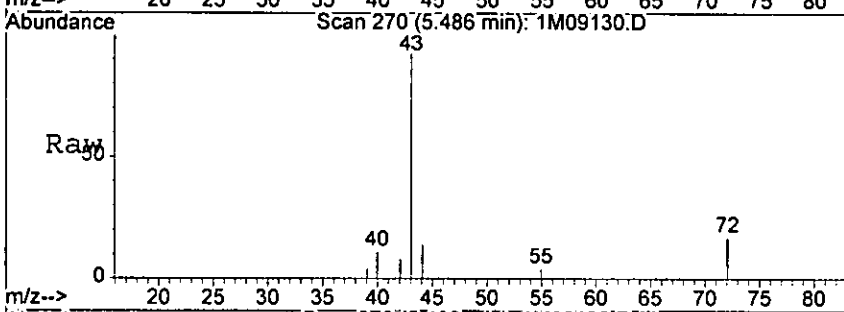
*hair*



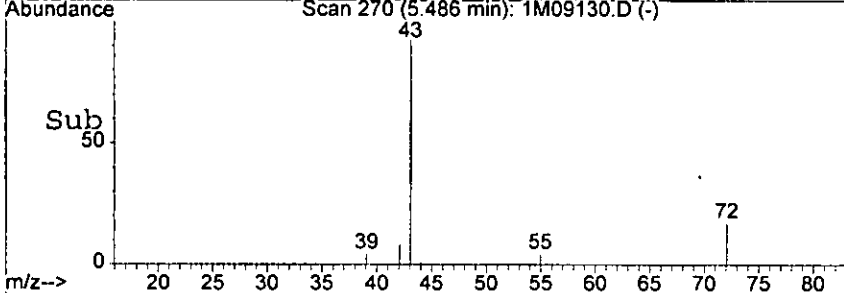
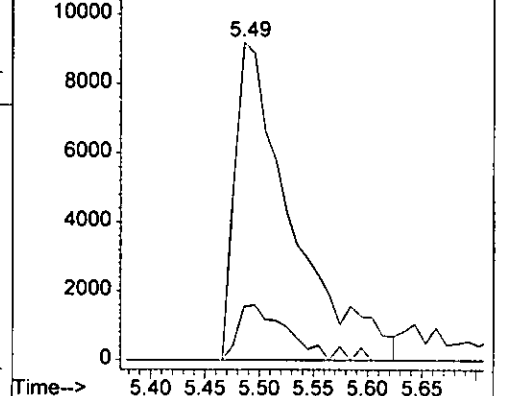
#30  
 2-Butanone  
 Concen: 34.86 ug/l  
 RT: 5.49 min Scan# 270  
 Delta R.T. -0.06 min  
 Lab File: 1M09130.D  
 Acq: 9 Sep 2005 18:57

#270

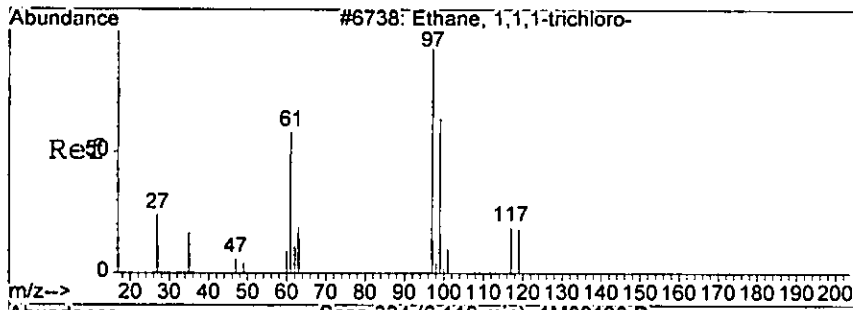
Tgt Ion: 43 Resp: 33667  
 Ion Ratio Lower Upper  
 43 100  
 72 16.8 0.0 54.8



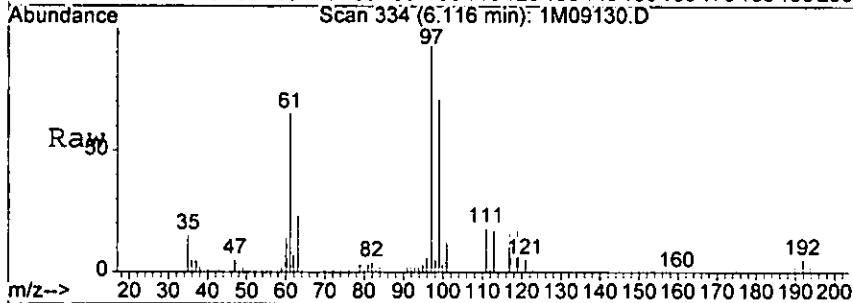
Abundance Ion 43.00 (42.70 to 43.70): 1M09130.D  
 Ion 72.00 (71.70 to 72.70): 1M09130.D



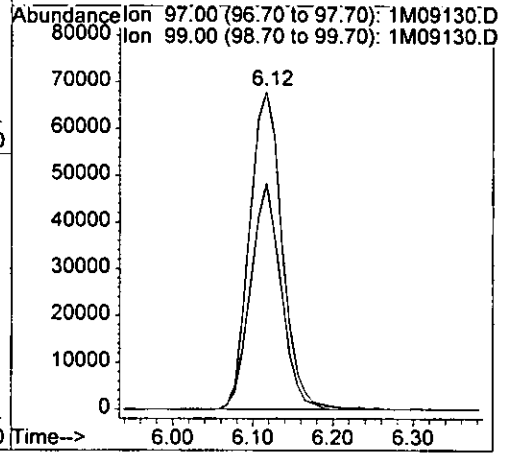
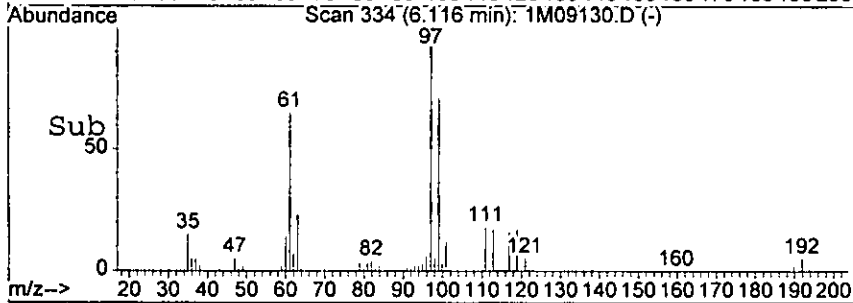
*hair*



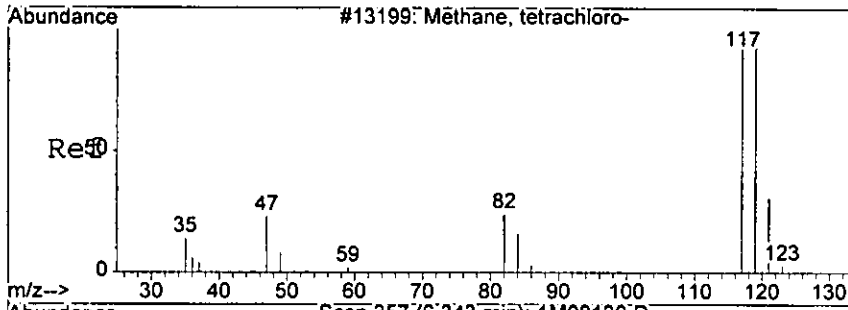
#31  
 1,1,1-Trichloroethane  
 Concn: 50.56 ug/l  
 RT: 6.12 min Scan# 334  
 Delta R.T. -0.05 min  
 Lab File: 1M09130.D  
 Acq: 9 Sep 2005 18:57



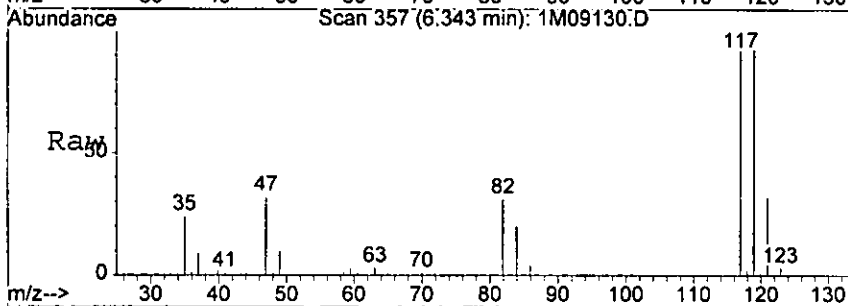
Tgt Ion: 97 Resp: 192483  
 Ion Ratio Lower Upper  
 97 100  
 99 71.3 25.2 105.2



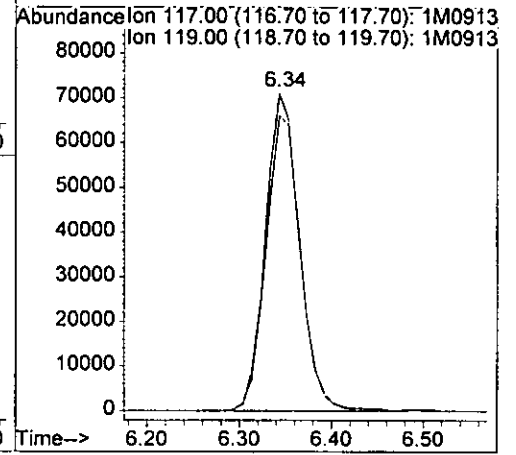
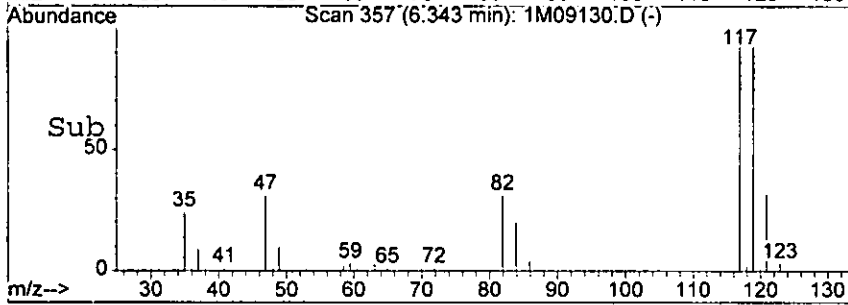
*10111*



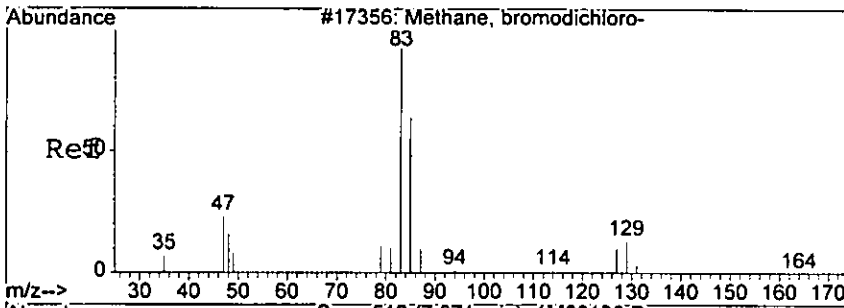
#32  
 Carbon Tetrachloride  
 Concen: 57.12 ug/l  
 RT: 6.34 min Scan# 357  
 Delta R.T. -0.05 min  
 Lab File: 1M09130.D  
 Acq: 9 Sep 2005 18:57



Tgt Ion: 117 Resp: 182885  
 Ion Ratio Lower Upper  
 117 100  
 119 92.9 53.4 133.4

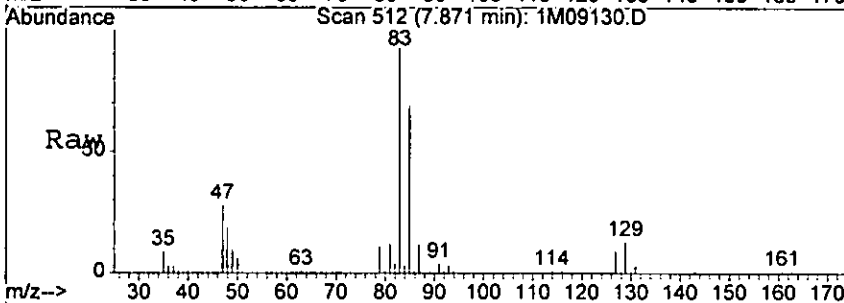


hair

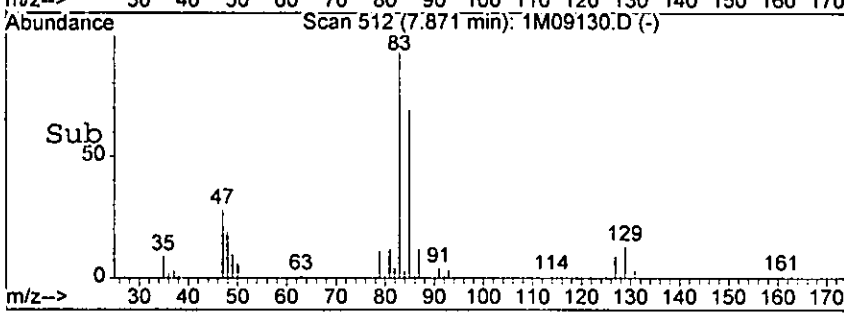
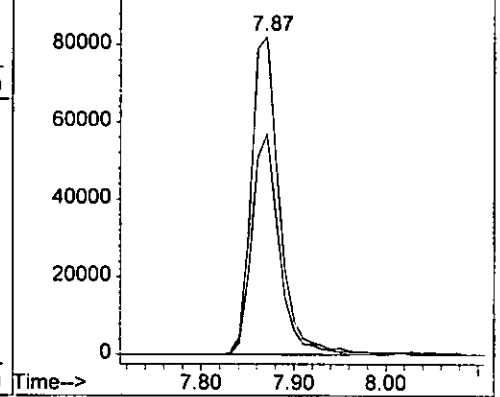


#34  
 Bromodichloromethane  
 Concen: 46.41 ug/l  
 RT: 7.87 min Scan# 512  
 Delta R.T. -0.03 min  
 Lab File: 1M09130.D  
 Acq: 9 Sep 2005 18:57

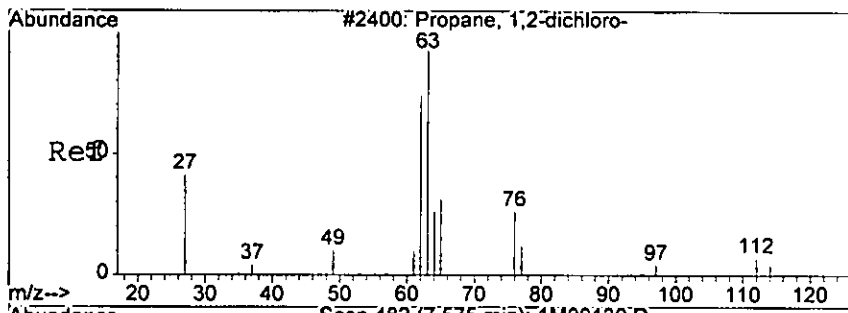
Tgt Ion: 83 Resp: 174079  
 Ion Ratio Lower Upper  
 83 100  
 85 69.3 27.2 107.2



Abundance Ion 83.00 (82.70 to 83.70): 1M09130.D  
 Ion 85.00 (84.70 to 85.70): 1M09130.D

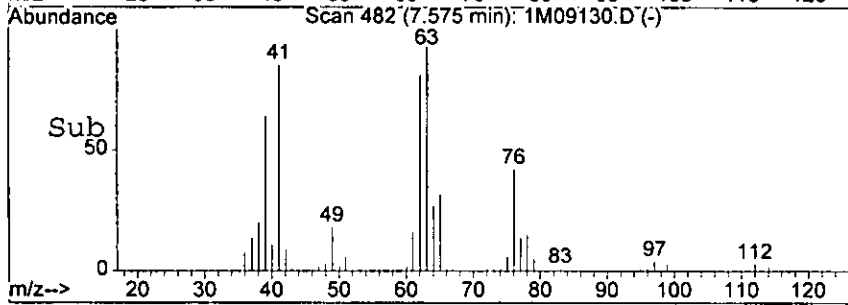
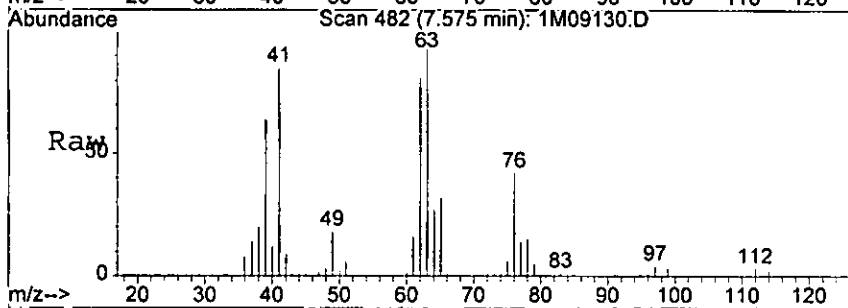


hair

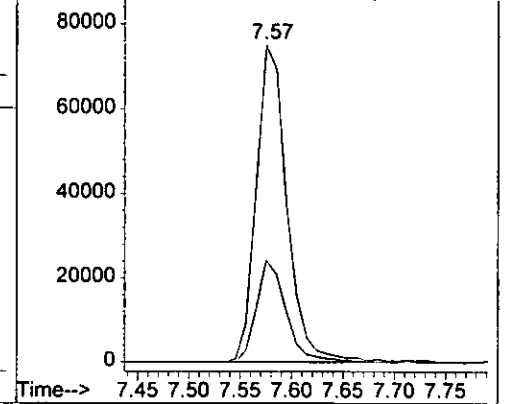


#36  
 1,2-Dichloropropane  
 Concen: 48.71 ug/l  
 RT: 7.57 min Scan# 482  
 Delta R.T. -0.04 min  
 Lab File: 1M09130.D  
 Acq: 9 Sep 2005 18:57

Tgt Ion: 63 Resp: 156751  
 Ion Ratio Lower Upper  
 63 100  
 65 32.2 0.0 73.4

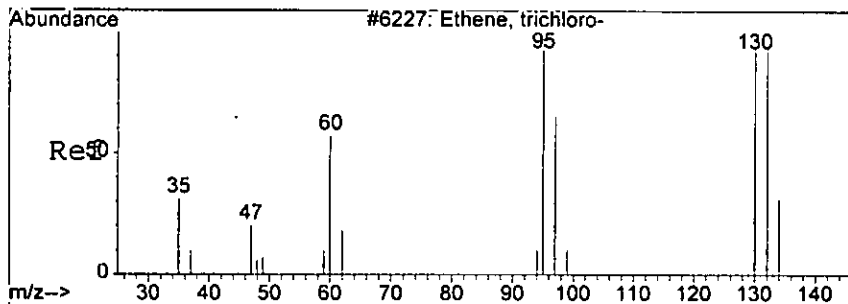


Abundance Ion 63.00 (62.70 to 63.70): 1M09130.D  
 Ion 65.00 (64.70 to 65.70): 1M09130.D



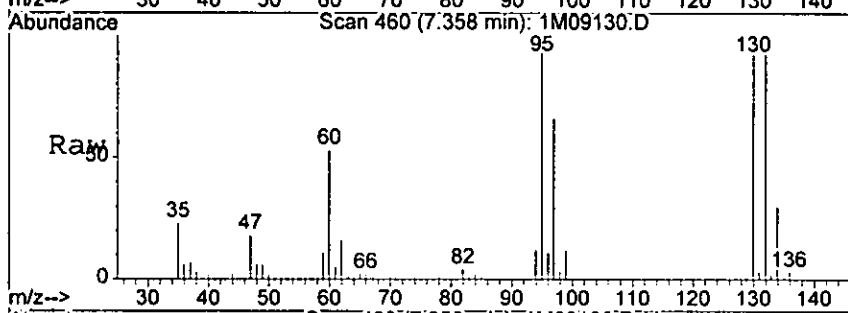
*handwritten signature*





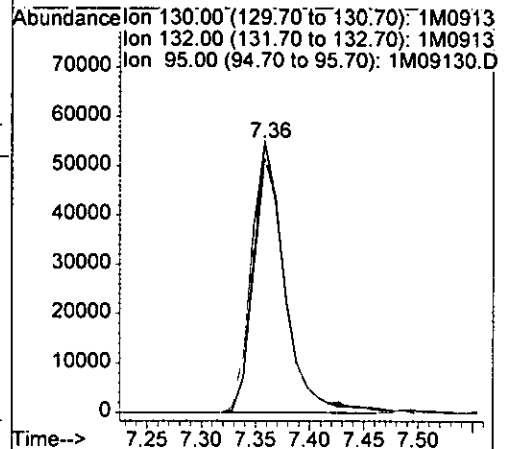
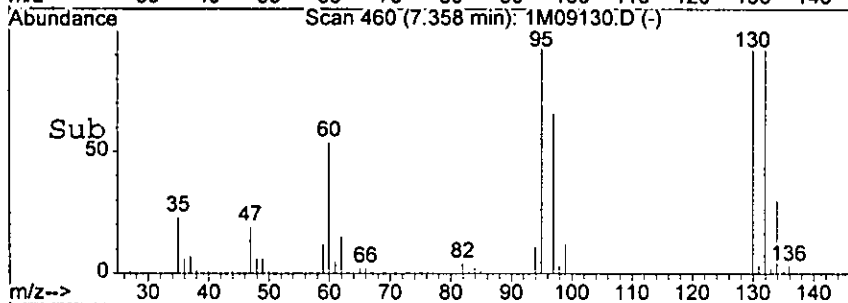
#37  
 Trichloroethene  
 Concen: 43.01 ug/l  
 RT: 7.36 min Scan# 460  
 Delta R.T. -0.04 min  
 Lab File: 1M09130.D  
 Acq: 9 Sep 2005 18:57

025A

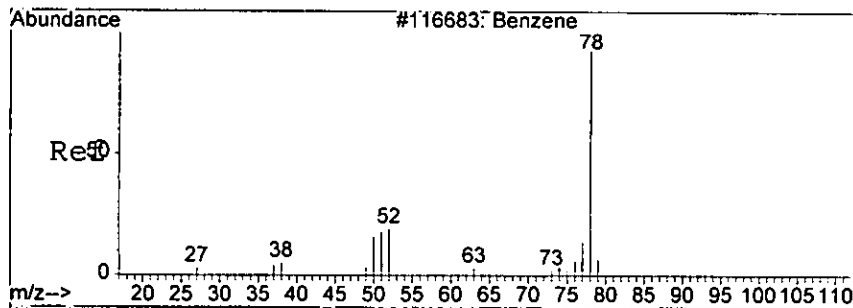


Tgt Ion: 130 Resp: 110025

Ion	Ratio	Lower	Upper
130	100		
132	94.4	59.5	139.5
95	101.5	74.7	154.7



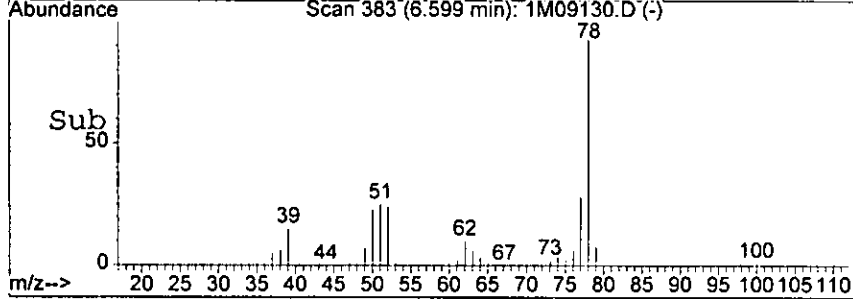
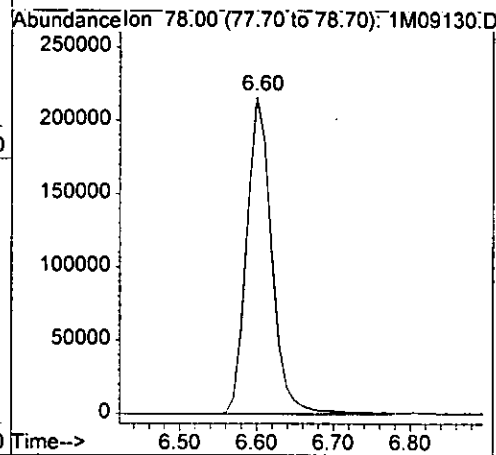
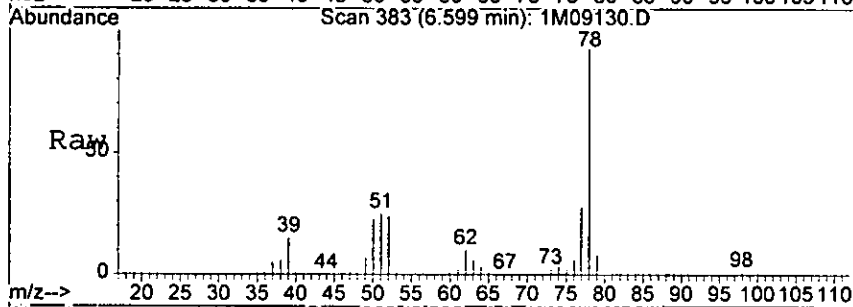
*air*



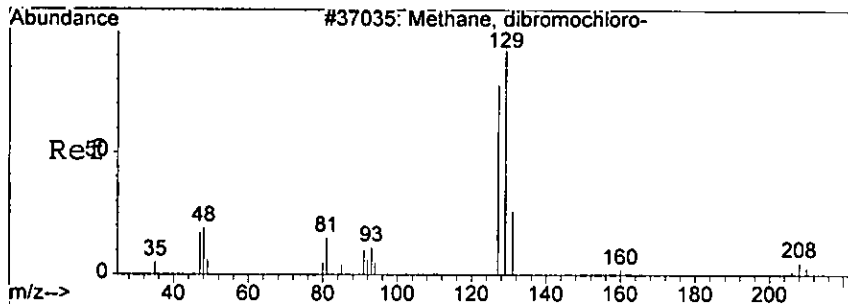
#38  
 Benzene  
 Concen: 50.00 ug/l  
 RT: 6.60 min Scan# 383  
 Delta R.T. -0.04 min  
 Lab File: 1M09130.D  
 Acq: 9 Sep 2005 18:57

Tgt Ion: 78 Resp: 492076

0255

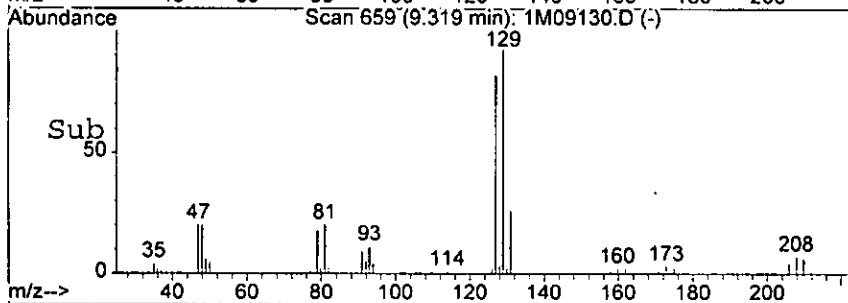
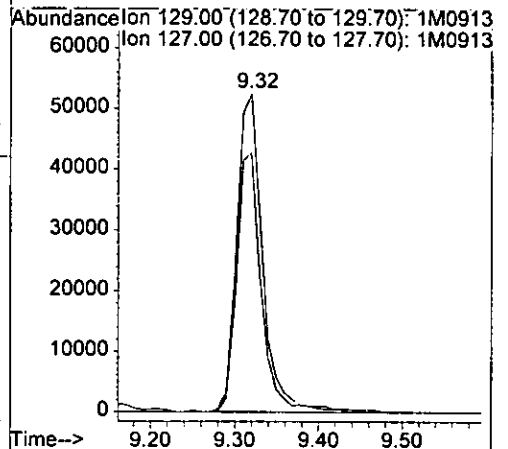
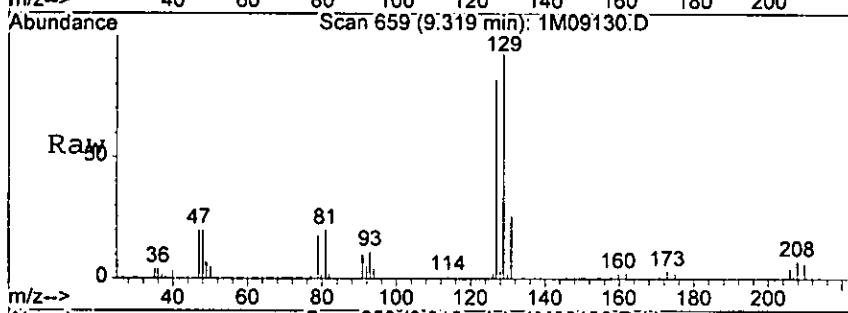


hair

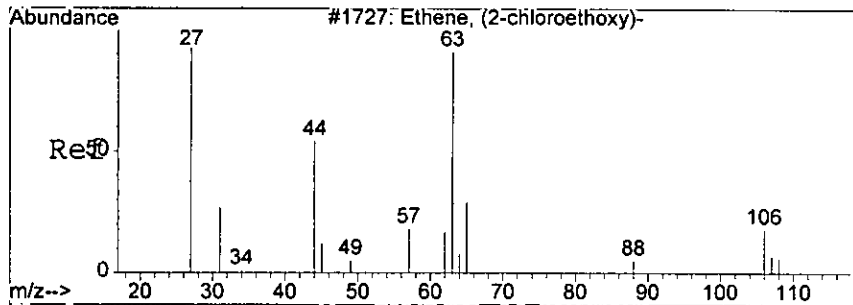


#40  
 Dibromochloromethane  
 Concen: 45.21 ug/l  
 RT: 9.32 min Scan# 659  
 Delta R.T. -0.02 min  
 Lab File: 1M09130.D  
 Acq: 9 Sep 2005 18:57

Tgt Ion:129 Resp: 112543  
 Ion Ratio Lower Upper  
 129 100  
 127 81.5 37.0 117.0

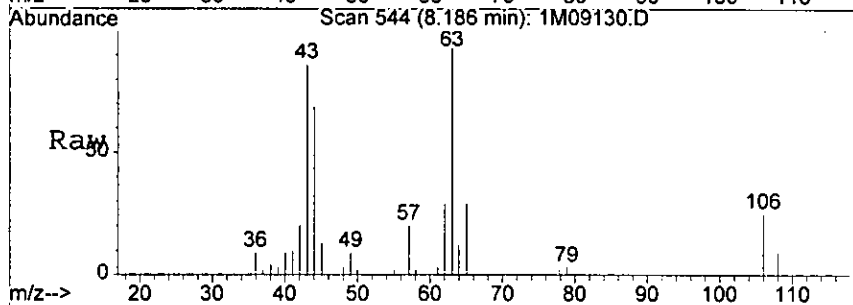


*hair*

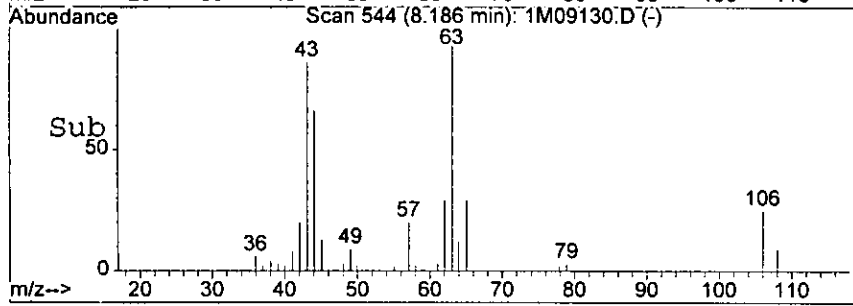
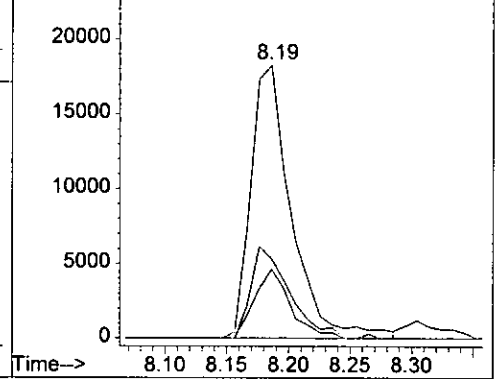


#41  
 2-Chloroethylvinylether  
 Concn: 33.60 ug/l  
 RT: 8.19 min Scan# 544  
 Delta R.T. -0.03 min  
 Lab File: 1M09130.D  
 Acq: 9 Sep 2005 18:57

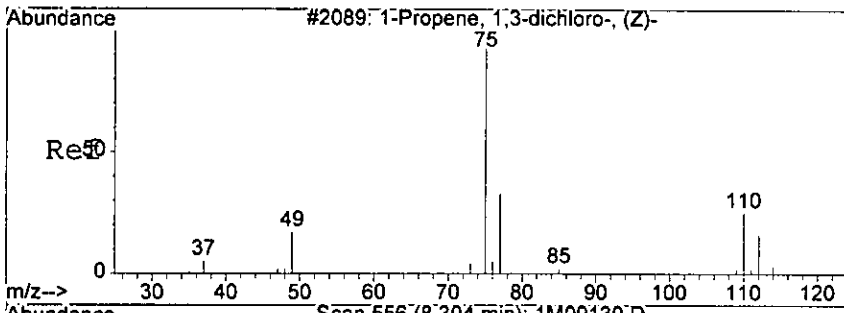
Tgt Ion:	Resp:	Lower	Upper
63	41591		
63	100		
65	29.1	0.0	72.8
106	25.3	0.0	61.0



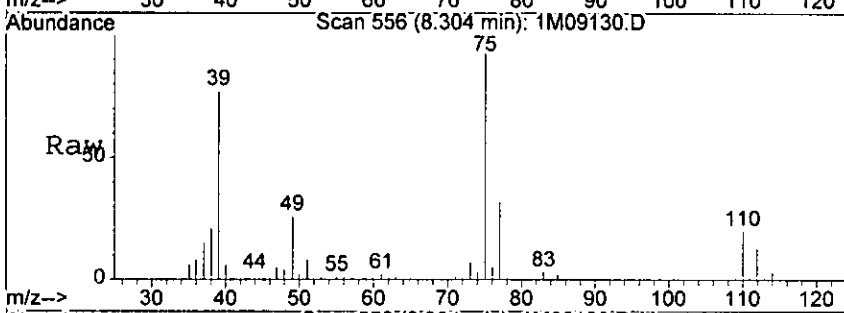
Abundance Ion 63.00 (62.70 to 63.70): 1M09130.D  
 25000 Ion 65.00 (64.70 to 65.70): 1M09130.D  
 Ion 106.05 (105.75 to 106.75): 1M0913



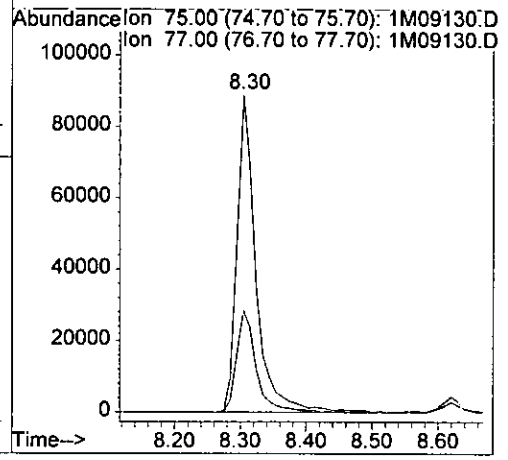
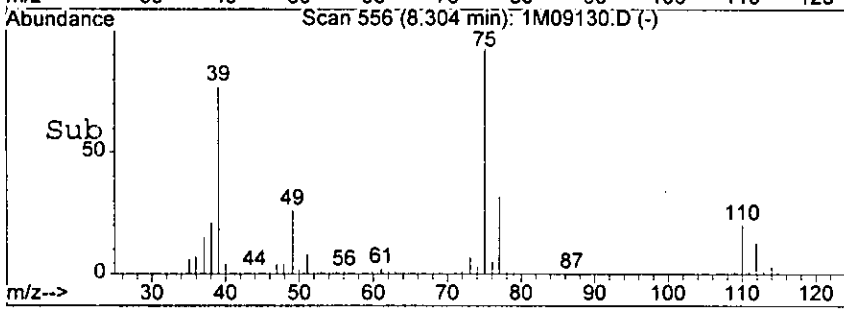
hgrr



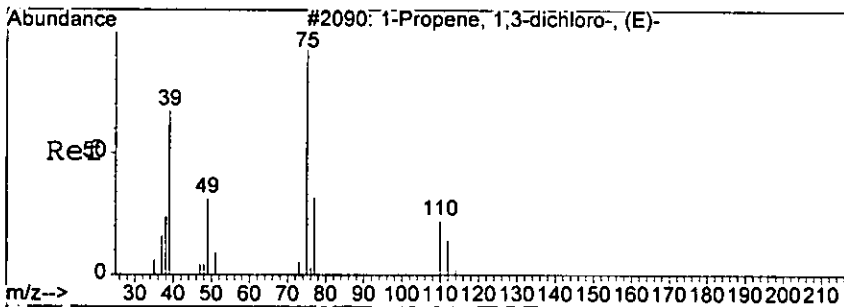
#42  
 cis-1,3-Dichloropropene  
 Concen: 41.14 ug/l  
 RT: 8.30 min Scan# 556  
 Delta R.T. -0.03 min  
 Lab File: 1M09130.D  
 Acq: 9 Sep 2005 18:57



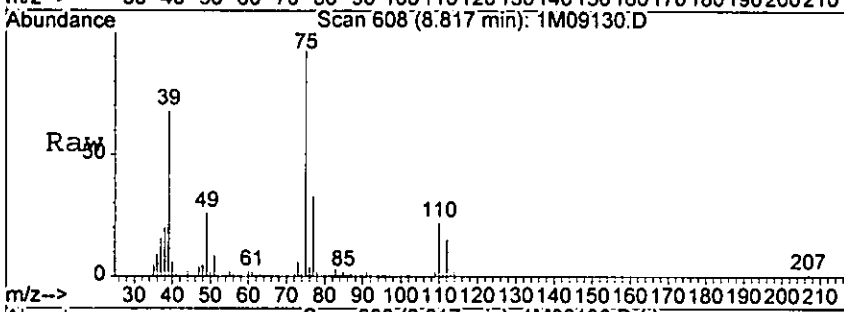
Tgt Ion: 75 Resp: 178874  
 Ion Ratio Lower Upper  
 75 100  
 77 31.9 0.0 73.9



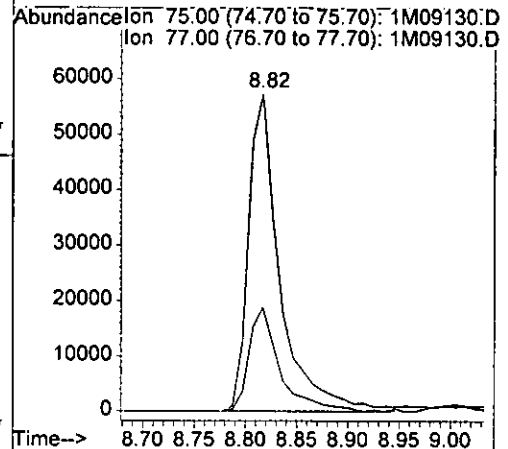
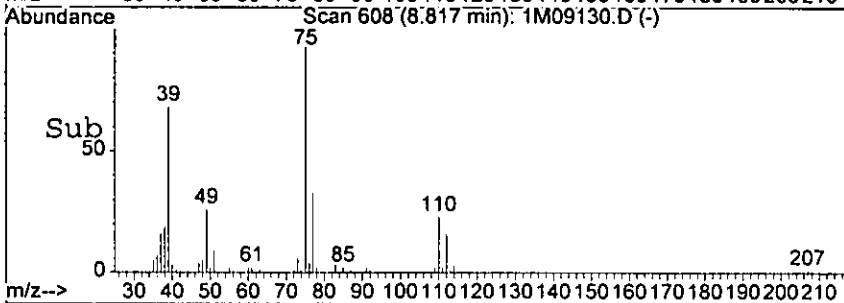
horr



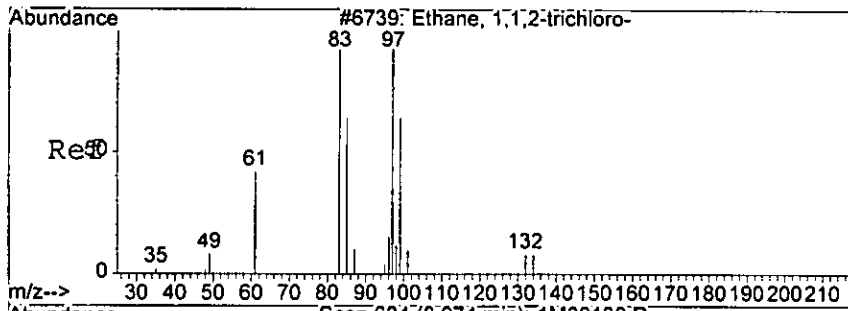
#43  
 trans-1,3-Dichloropropene  
 Concen: 35.58 ug/l  
 RT: 8.82 min Scan# 608  
 Delta R.T. -0.03 min  
 Lab File: 1M09130.D  
 Acq: 9 Sep 2005 18:57



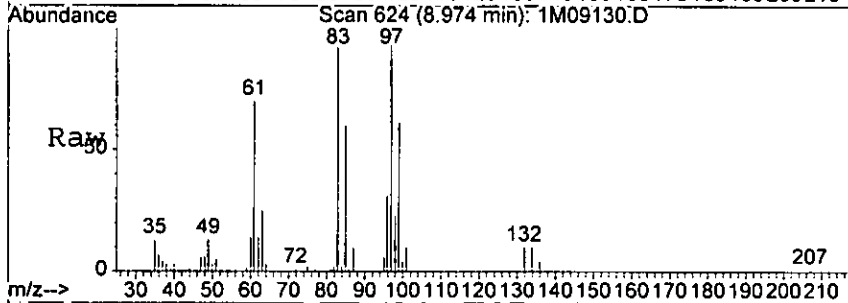
Tgt Ion: 75 Resp: 123129  
 Ion Ratio Lower Upper  
 75 100  
 77 32.7 0.0 72.5



kgrr

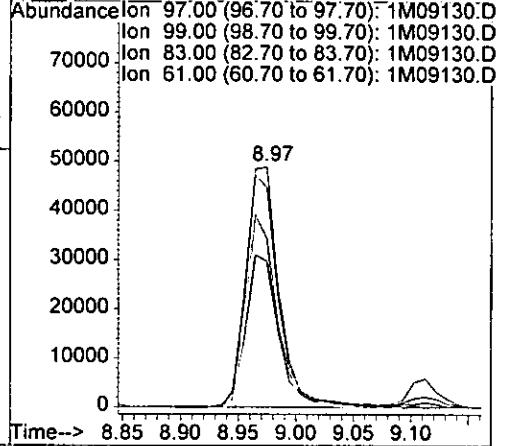
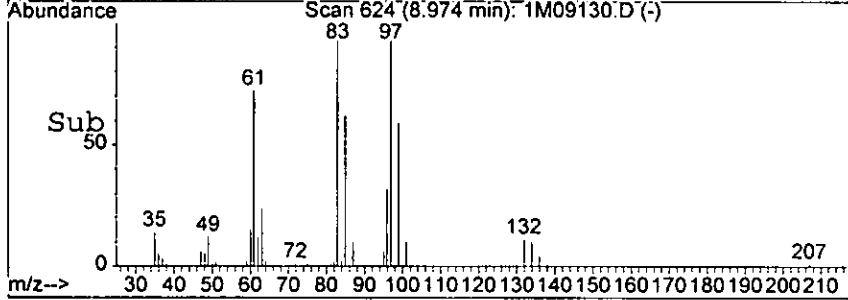


#44  
 1,1,2-Trichloroethane  
 Concen: 58.00 ug/l  
 RT: 8.97 min Scan# 624  
 Delta R.T. -0.02 min  
 Lab File: 1M09130.D  
 Acq: 9 Sep 2005 18:57

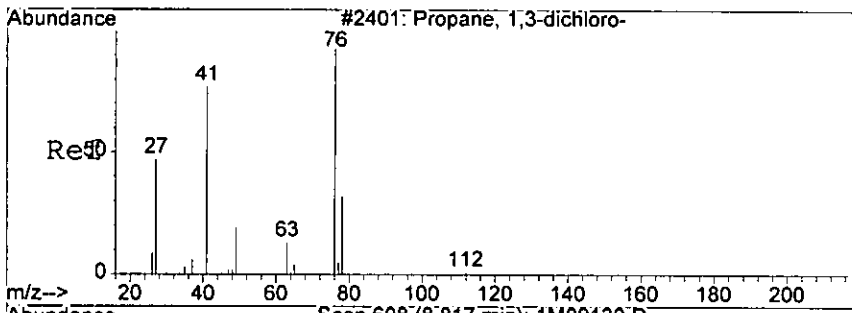


Tgt Ion: 97 Resp: 98837

Ion	Ratio	Lower	Upper
97	100		
99	61.0	26.4	106.4
83	91.6	65.2	145.2
61	70.5	50.3	130.3

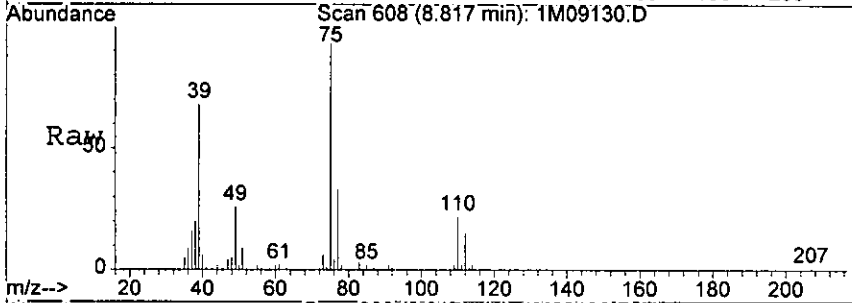


harr

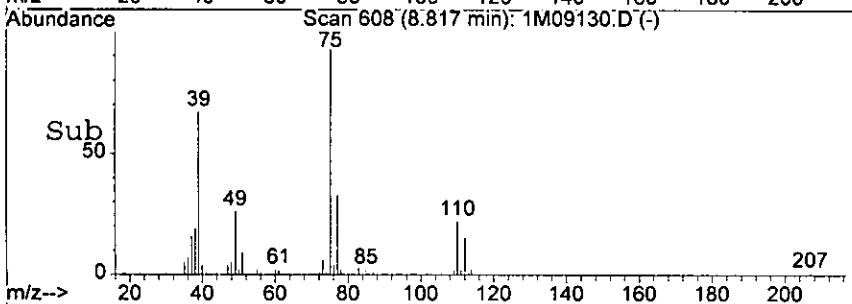


#46  
 1,3-Dichloropropane  
 Concen: 1.15 ug/l  
 RT: 8.82 min Scan# 608  
 Delta R.T. -0.32 min  
 Lab File: 1M09130.D  
 Acq: 9 Sep 2005 18:57

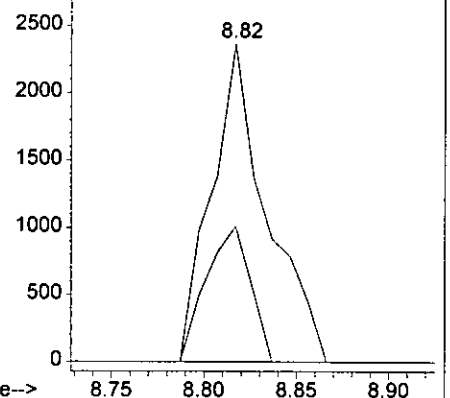
0251



Tgt Ion: 76 Resp: 4879  
 Ion Ratio Lower Upper  
 76 100  
 78 42.8 0.0 72.5

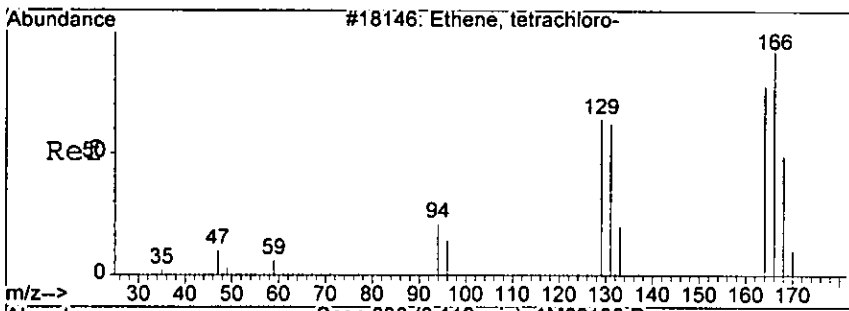


Abundance Ion 76.00 (75.70 to 76.70): 1M09130.D  
 Ion 78.00 (77.70 to 78.70): 1M09130.D



*Scan*

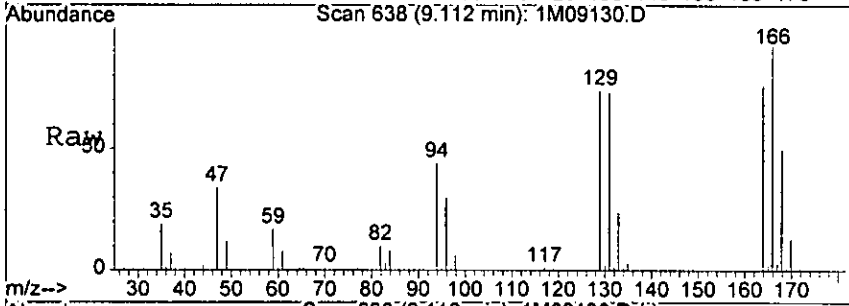




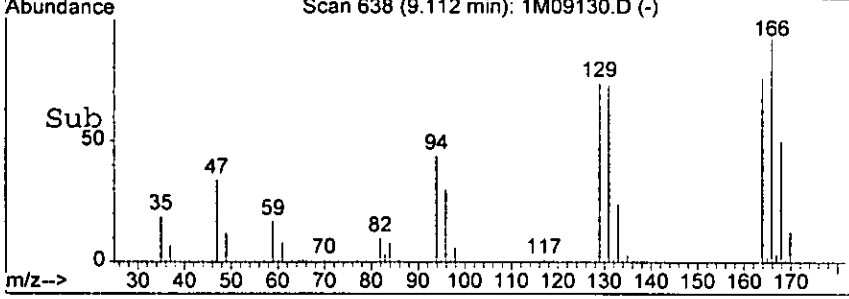
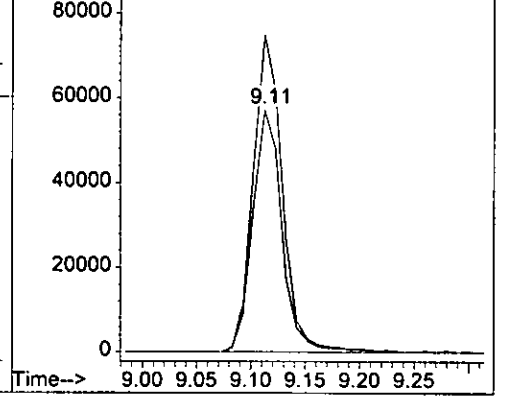
#49  
 Tetrachloroethene  
 Concen: 42.07 ug/l  
 RT: 9.11 min Scan# 638  
 Delta R.T. -0.03 min  
 Lab File: 1M09130.D  
 Acq: 9 Sep 2005 18:57

0252

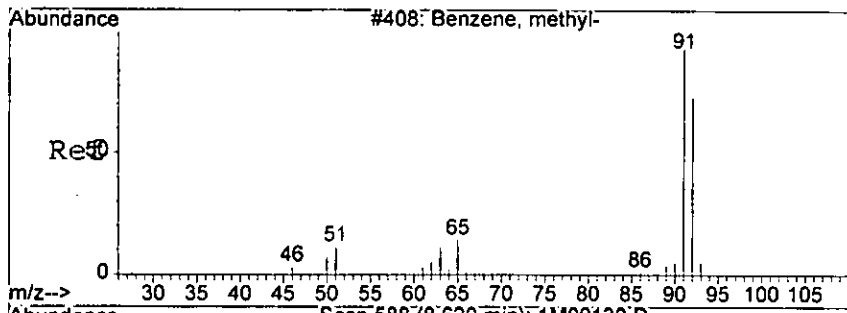
Tgt Ion	Resp	Lower	Upper
164	107760		
166	131.0	49.4	189.4



Abundance Ion 163.90 (163.60 to 164.60): 1M0913  
 Ion 165.90 (165.60 to 166.60): 1M0913

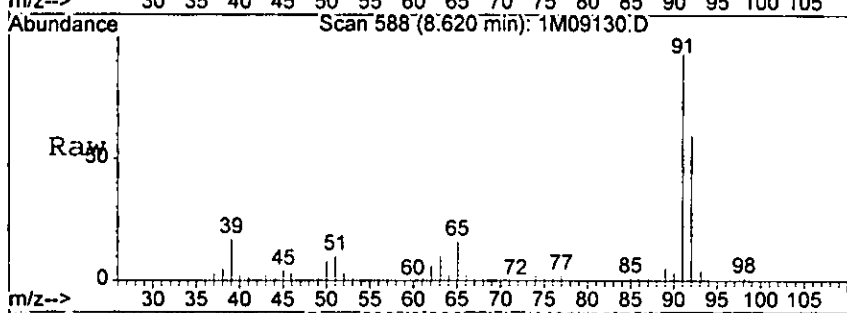


*hair*

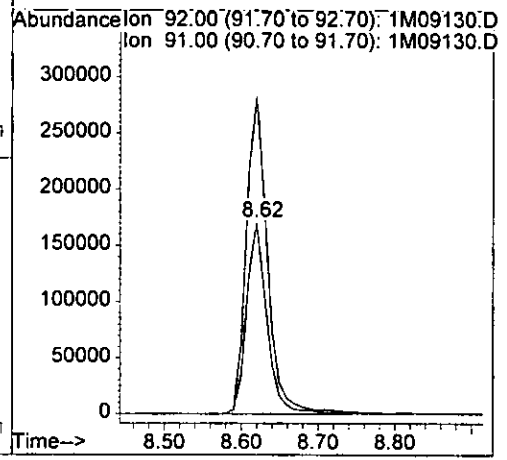
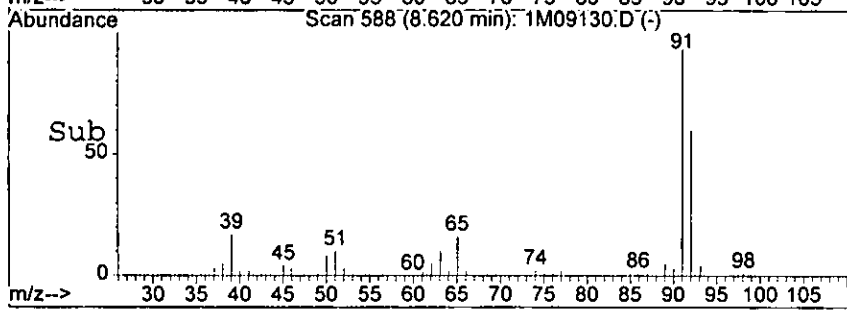


#51  
 Toluene  
 Concen: 45.49 ug/l  
 RT: 8.62 min Scan# 588  
 Delta R.T. -0.03 min  
 Lab File: 1M09130.D  
 Acq: 9 Sep 2005 18:57

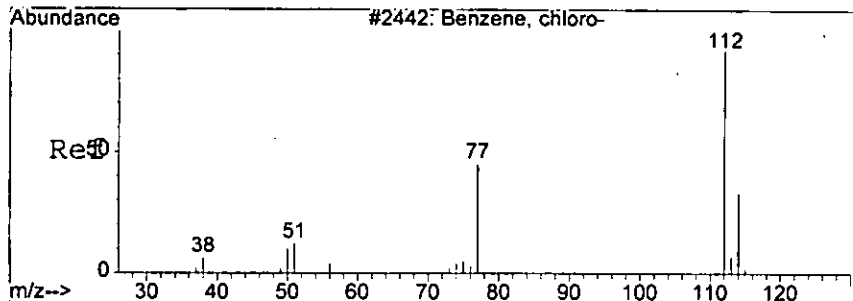
0263



Tgt Ion: 92 Resp: 317926  
 Ion Ratio Lower Upper  
 92 100  
 91 166.5 93.4 217.8



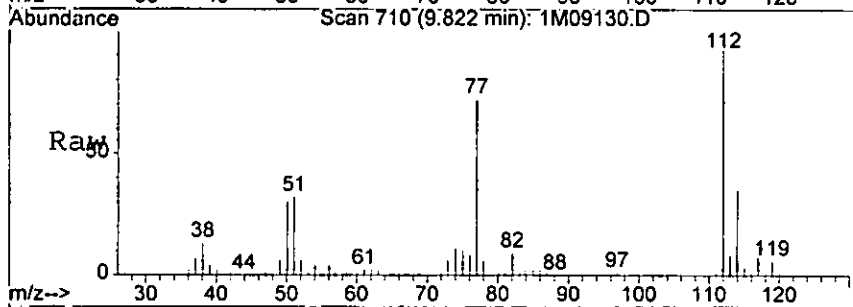
*hair*



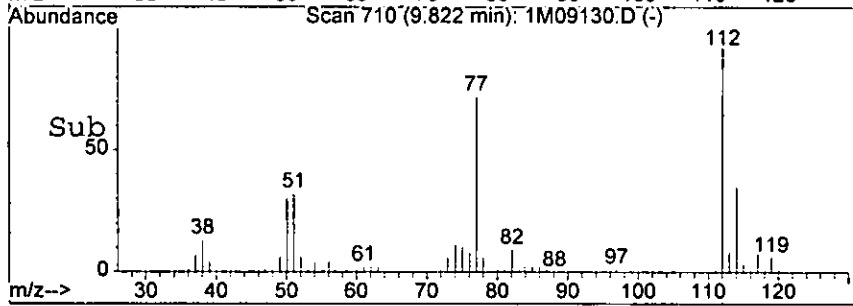
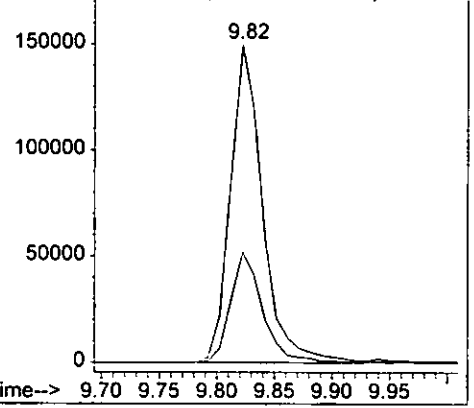
#53  
 Chlorobenzene  
 Concen: 37.10 ug/l  
 RT: 9.82 min Scan# 710  
 Delta R.T. -0.03 min  
 Lab File: 1M09130.D  
 Acq: 9 Sep 2005 18:57

0254

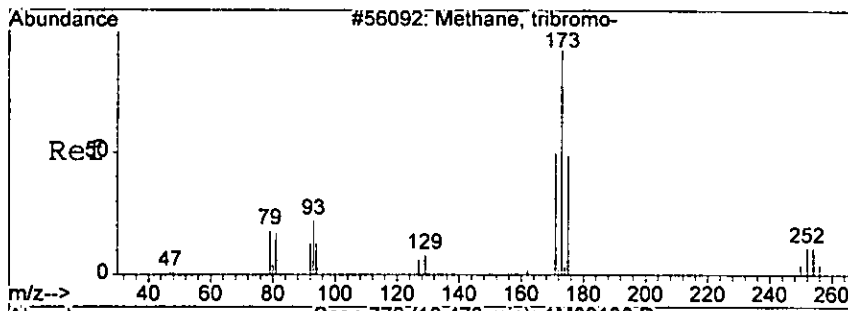
Tgt Ion: 112 Resp: 291220  
 Ion Ratio Lower Upper  
 112 100  
 114 34.6 0.0 73.1



Abundance Ion 112.00 (111.70 to 112.70): 1M0913  
 Ion 114.00 (113.70 to 114.70): 1M0913



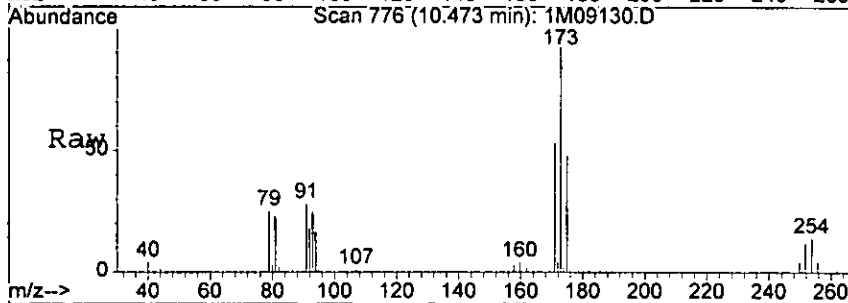
hair



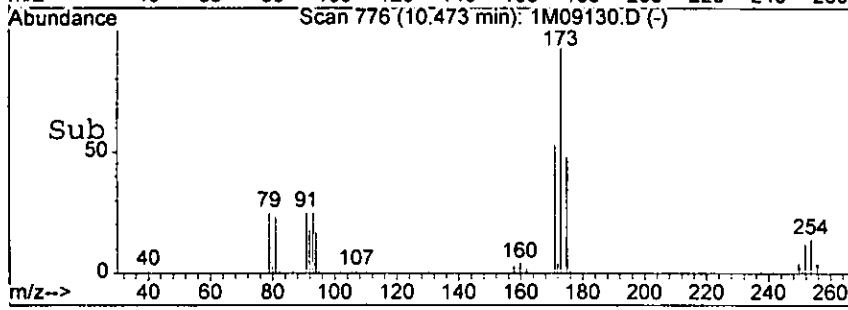
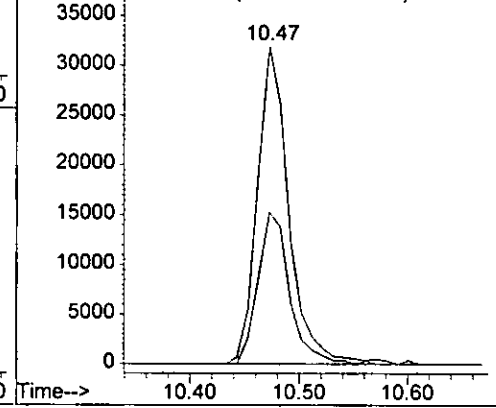
#55  
 Bromoform  
 Concen: 42.28 ug/l  
 RT: 10.47 min Scan# 776  
 Delta R.T. -0.03 min  
 Lab File: 1M09130.D  
 Acq: 9 Sep 2005 18:57

0265

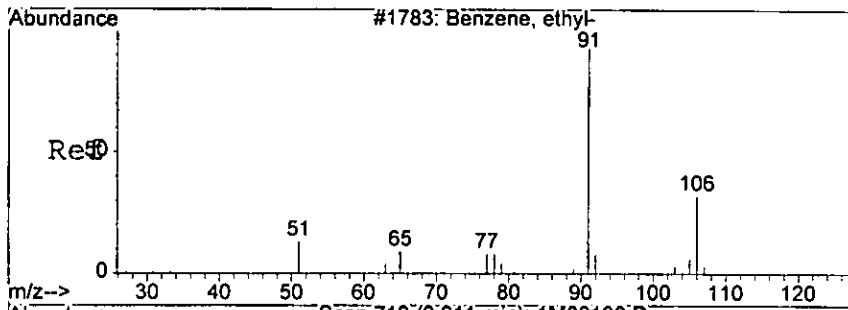
Tgt Ion: 173 Resp: 64282  
 Ion Ratio Lower Upper  
 173 100  
 175 47.8 14.7 94.7



Abundance Ion 172.90 (172.60 to 173.60): 1M0913  
 Ion 174.80 (174.50 to 175.50): 1M0913



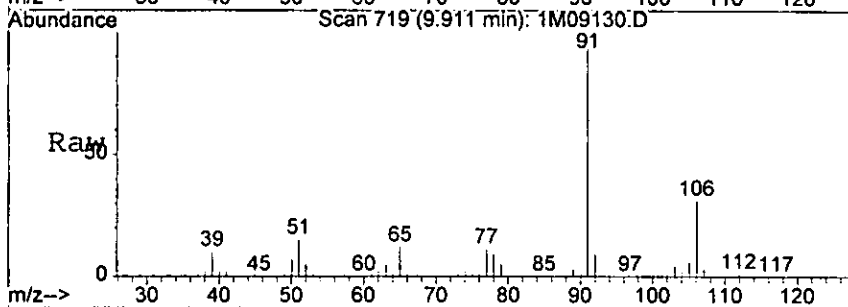
*hair*



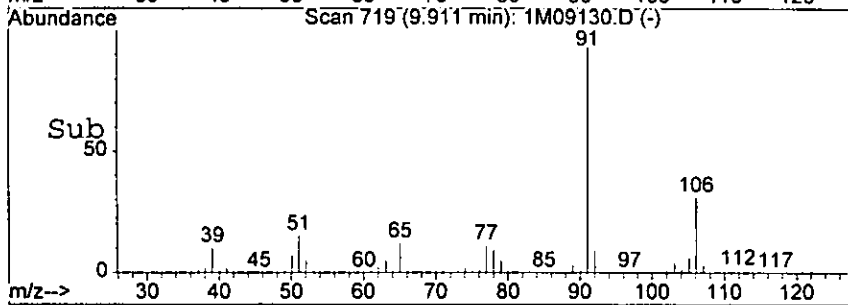
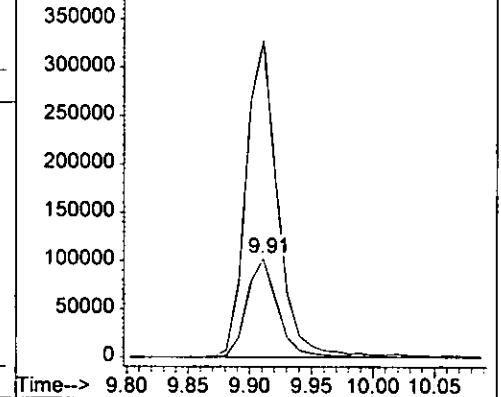
#56  
 Ethylbenzene  
 Concen: 49.35 ug/l  
 RT: 9.91 min Scan# 719  
 Delta R.T. -0.02 min  
 Lab File: 1M09130.D  
 Acq: 9 Sep 2005 18:57

0266

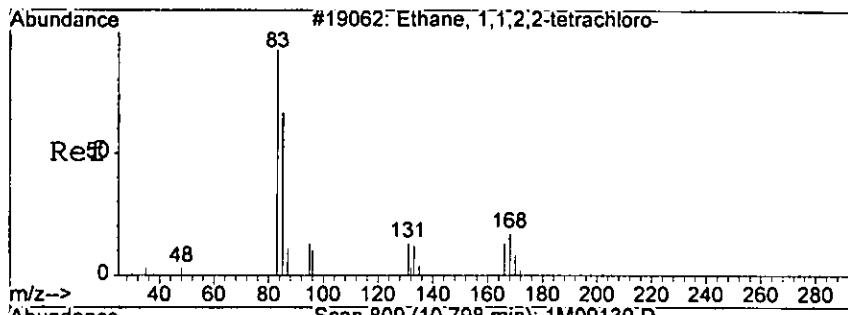
Tgt Ion: 106 Resp: 101760  
 Ion Ratio Lower Upper  
 106 100  
 91 322.0 193.6 451.6



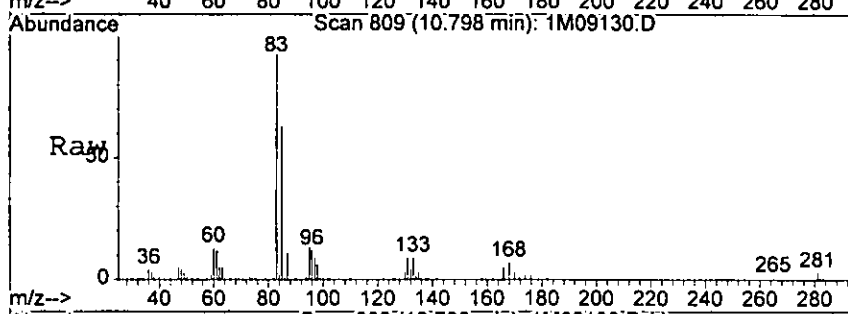
Abundance Ion 106.00 (105.70 to 106.70): 1M0913  
 Ion 91.00 (90.70 to 91.70): 1M09130.D



hair

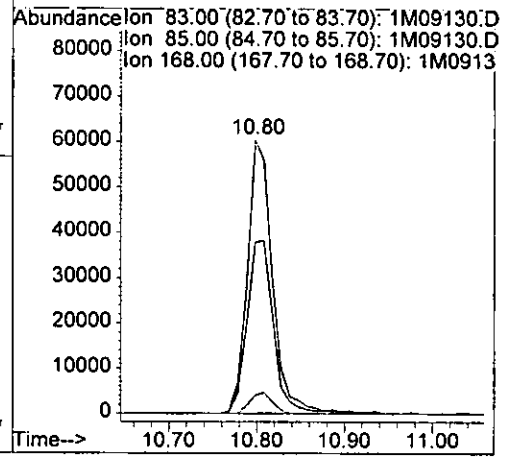
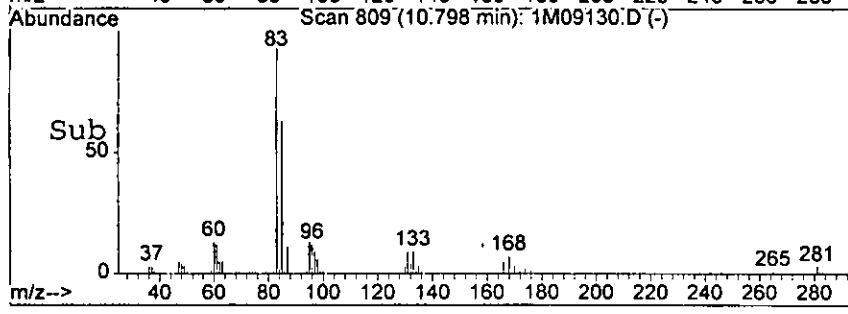


#57  
 1,1,2,2-Tetrachloroethane  
 Concen: 52.99 ug/l  
 RT: 10.80 min Scan# 809  
 Delta R.T. -0.03 min  
 Lab File: 1M09130.D  
 Acq: 9 Sep 2005 18:57



Tgt Ion: 83 Resp: 120696

Ion	Ratio	Lower	Upper
83	100		
85	62.7	26.9	106.9
168	6.7	0.0	26.4



*harr*

## Form1

## ORGANICS VOLATILE REPORT

Sample Number: AC19506-006(MSD:AC) Matrix: Soil  
 Client Id: PCTP61 (7.5)MSD Initial Vol: 5g  
 Data File: 1M09132.D Final Vol: NA  
 Analysis Date: 09/09/05 20:08 Dilution: 1  
 Date Rec/Extracted: 09/09/05-NA Solids: 93

Units: mg/Kg

Cas #	Compound	RL	Conc	Cas #	Compound	RL	Conc
71-55-6	1,1,1-Trichloroethane	0.00027	0.057	56-23-5	Carbon Tetrachloride	0.00091	0.062
79-34-5	1,1,2,2-Tetrachloroethane	0.00062	0.062	108-90-7	Chlorobenzene	0.00054	0.045
79-00-5	1,1,2-Trichloroethane	0.00060	0.065	75-00-3	Chloroethane	0.0011	0.081
75-34-3	1,1-Dichloroethane	0.00081	0.056	67-66-3	Chloroform	0.00049	0.056
75-35-4	1,1-Dichloroethene	0.00043	0.060	74-87-3	Chloromethane	0.00085	0.053
107-06-2	1,2-Dichloroethane	0.00042	0.052	156-59-2	cis-1,2-Dichloroethene	0.00051	U
78-87-5	1,2-Dichloropropane	0.00061	0.056	10061-01-5	cis-1,3-Dichloropropene	0.00049	0.047
78-93-3	2-Butanone	0.00084	0.045	124-48-1	Dibromochloromethane	0.00060	0.052
110-75-8	2-Chloroethylvinylether	0.00083	0.041	100-41-4	Ethylbenzene	0.00080	0.057
591-78-6	2-Hexanone	0.00051	U	1330-20-7	m&p-Xylenes	0.0012	U
108-10-1	4-Methyl-2-Pentanone	0.00077	U	75-09-2	Methylene Chloride	0.0016	0.076 B
67-64-1	Acetone	0.0057	U	95-47-6	o-Xylene	0.00050	U
107-02-8	Acrolein	0.0036	U	100-42-5	Styrene	0.00067	U
107-13-1	Acrylonitrile	0.00070	U	127-18-4	Tetrachloroethene	0.00097	0.049
71-43-2	Benzene	0.00055	0.057	108-88-3	Toluene	0.00081	0.052
75-27-4	Bromodichloromethane	0.00045	0.055	156-60-5	trans-1,2-Dichloroethene	0.00034	0.047
75-25-2	Bromoform	0.00077	0.049	10061-02-6	trans-1,3-Dichloropropen	0.00062	0.041
74-83-9	Bromomethane	0.0010	0.092	79-01-6	Trichloroethene	0.00066	0.051
75-15-0	Carbon Disulfide	0.00070	U	75-01-4	Vinyl Chloride	0.00077	0.054

Worksheet #: 19409

Total Target Concentration 1.57

U - Indicates the compound was analyzed but not detected.  
 B - Indicates the analyte was found in the blank as well as in the sample.  
 E - Indicates the analyte concentration exceeds the calibration range of the instrument.

R - Retention Time Out  
 J - Indicates an estimated value when a compound is detected at less than the specified detection limit.

Data File : G:\GcMsData\2005\GCMS\_1\DATA\09-0905\1M09132.D Vial: 625  
 Acq On : 9 Sep 2005 20:08 Operator: WP  
 Sample : AC19506-006 (MSD:AC19506-004) Inst : GCMS\_1  
 Misc : S,5G Multiplr: 1.00  
 MS Integration Params: RTEINT.P  
 Quant Time: Sep 15 10:02 2005

Quant Results File: 1M\_S0906.RES

Quant Method : G:\GCMSDATA\2005\GCMS\_1\METHODS\1M\_S0906.M (RTE Integrator)  
 Title : @GCMS\_1,ug,624,8260  
 Last Update : Wed Sep 07 14:06:34 2005  
 Response via : Initial Calibration  
 DataAcq Meth : M\_8260A

Internal Standards	R.T.	QIon	Response	Conc	Units	Dev (Min)
1) Fluorobenzene	6.95	96	269133	30.00	ug/l	-0.03
39) Chlorobenzene-d5	9.80	117	220523	30.00	ug/l	-0.03
54) 1,4-Dichlorobenzene-d4	11.59	152	133313	30.00	ug/l	-0.02

## System Monitoring Compounds

27) Dibromofluoromethane	6.11	111	78899	32.50	ug/l	-0.03
Spiked Amount	30.000		Recovery	= 108.33%		
28) 1,2-Dichloroethane-d4	6.54	67	42457	31.34	ug/l	-0.03
Spiked Amount	30.000		Recovery	= 104.47%		
50) Toluene-d8	8.56	98	304481	29.79	ug/l	-0.03
Spiked Amount	30.000		Recovery	= 99.30%		
58) Bromofluorobenzene	10.73	174	90313	26.81	ug/l	0.00
Spiked Amount	30.000		Recovery	= 89.37%		

## Target Compounds

Target Compounds	R.T.	QIon	Response	Conc	Units	Qvalue
3) Chloromethane	1.73	50	135380	49.10	ug/l	100
4) Bromomethane	2.14	94	62220	85.94	ug/l	92
5) Vinyl Chloride	1.84	62	113709	49.99	ug/l	98
6) Chloroethane	2.24	64	75742	75.26	ug/l	98
7) Trichlorofluoromethane	2.49	101	184255	64.50	ug/l	96
8) Methylene Chloride	3.61	84	100605	70.27	ug/l	70
15) n-Hexane	4.43	57	7365	2.09	ug/l	95
17) 1,1-Dichloroethene	3.02	61	186531	55.75	ug/l	92
19) 1,1-Dichloroethane	4.58	63	334853	51.92	ug/l	99
20) trans-1,2-Dichloroethene	3.99	96	72723	43.57	ug/l	93
26) Chloroform	5.89	83	282534	52.49	ug/l	90
29) 1,2-Dichloroethane	6.63	62	200440	48.23	ug/l	100
30) 2-Butanone	5.50	43	44688	41.49	ug/l	81
31) 1,1,1-Trichloroethane	6.13	97	224023	52.76	ug/l	100
32) Carbon Tetrachloride	6.36	117	205687	57.60	ug/l	98
34) Bromodichloromethane	7.87	83	215685	51.55	ug/l	99
36) 1,2-Dichloropropane	7.58	63	186126	51.86	ug/l	96
37) Trichloroethene	7.37	130	136527	47.85	ug/l	89
38) Benzene	6.61	78	586590	53.44	ug/l	100
40) Dibromochloromethane	9.32	129	136245	48.64	ug/l	99
41) 2-Chloroethylvinylether	8.19	63	52498	37.69	ug/l	93
42) cis-1,3-Dichloropropene	8.31	75	215622	44.08	ug/l	99
43) trans-1,3-Dichloropropene	8.82	75	149788	38.47	ug/l	98
44) 1,1,2-Trichloroethane	8.97	97	115033	60.00	ug/l	90
46) 1,3-Dichloropropane	8.82	76	5920	1.24	ug/l	92
49) Tetrachloroethene	9.12	164	130164	45.16	ug/l	89

(#) = qualifier out of range (m) = manual integration

*19/11*



Data File : G:\GcMsData\2005\GCMS\_1\DATA\09-0905\1M09132.D Vial: 6270  
Acq On : 9 Sep 2005 20:08 Operator: WP  
Sample : AC19506-006 (MSD:AC19506-004) Inst : GCMS\_1  
Misc : S,5G Multiplr: 1.00  
MS Integration Params: RTEINT.P  
Quant Time: Sep 15 10:02 2005

Quant Results File: 1M\_S0906.RES

Quant Method : G:\GCMSDATA\2005\GCMS\_1\METHODS\1M\_S0906.M (RTE Integrator)  
Title : @GCMS\_1,ug,624,8260  
Last Update : Wed Sep 07 14:06:34 2005  
Response via : Initial Calibration  
DataAcq Meth : M\_8260A

Compound	R.T.	QIon	Response	Conc	Unit	Qvalue
51) Toluene	8.62	92	379093	48.21	ug/l	92
53) Chlorobenzene	9.83	112	368910	41.77	ug/l	95
55) Bromoform	10.47	173	81948	45.64	ug/l	99
56) Ethylbenzene	9.91	106	129352	53.12	ug/l	97
57) 1,1,2,2-Tetrachloroethane	10.81	83	155839	57.93	ug/l	94
63) 1,3-Dichlorobenzene	11.55	146	227165	31.73	ug/l	90
64) 1,4-Dichlorobenzene	11.61	146	231857	31.50	ug/l	87
65) 1,2-Dichlorobenzene	11.88	146	227325	34.57	ug/l	90


-----  
(#) = qualifier out of range (m) = manual integration

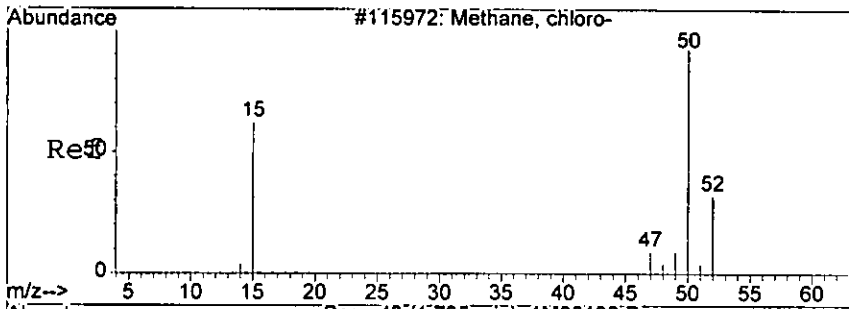
Quantitation Report

Data File : G:\GcMsData\2005\GCMS\_1\DATA\09-0905\1M09132.D Vial: 6  
Acq On : 9 Sep 2005 20:08 Operator: WP  
Sample : AC19506-006 (MSD:AC19506-004) Inst : GCMS\_1  
Misc : S,5G Multiplr: 1.00  
MS Integration Params: RTEINT.P  
Quant Time: Sep 15 10:02 2005

Quant Results File: 1M\_S0906.RES

Method : G:\GCMSDATA\2005\GCMS\_1\METHODS\1M\_S0906.M (RTE Integrator)  
Title : @GCMS\_1,ug,624,8260  
Last Update : Wed Sep 07 14:06:34 2005  
Response via : Initial Calibration

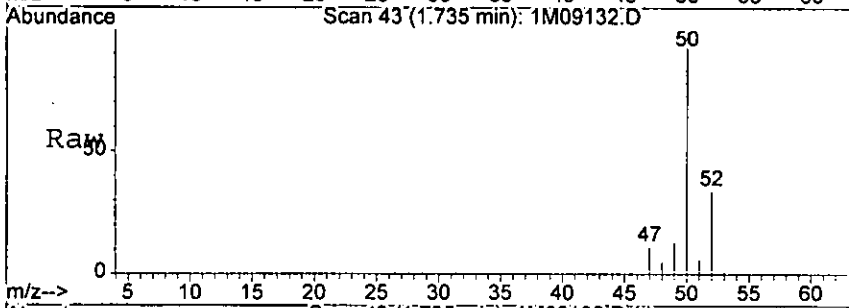




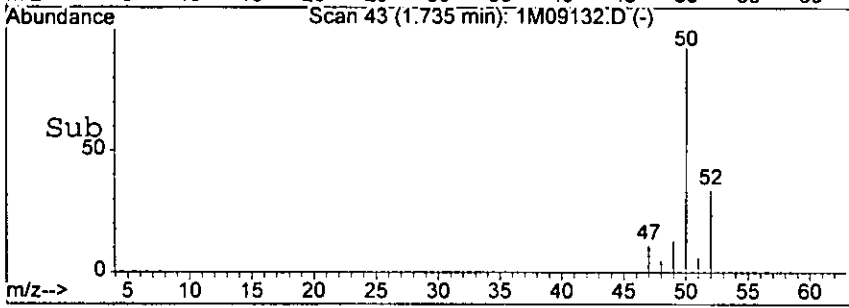
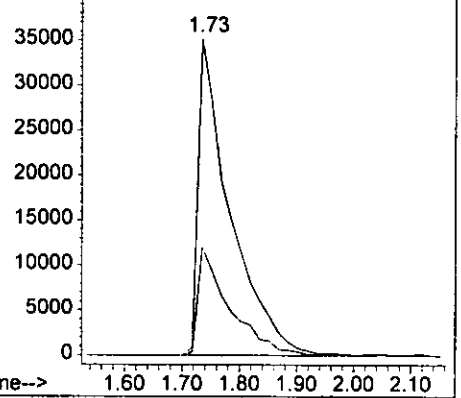
#3  
 Chloromethane  
 Concen: 49.10 ug/l  
 RT: 1.73 min Scan# 43  
 Delta R.T. -0.01 min  
 Lab File: 1M09132.D  
 Acq: 9 Sep 2005 20:08

#272

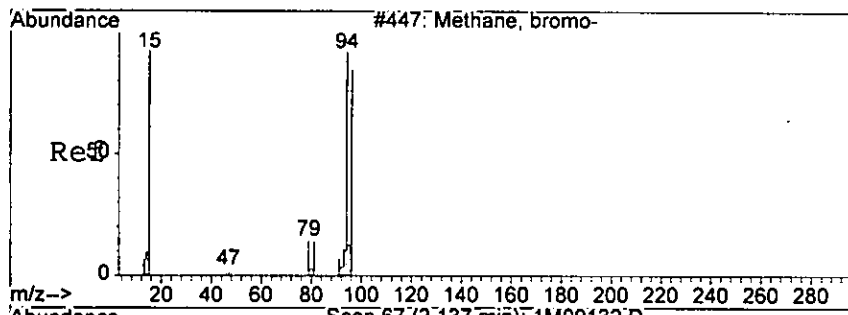
Tgt Ion: 50 Resp: 135380  
 Ion Ratio Lower Upper  
 50 100  
 52 34.1 20.3 47.5



Abundance Ion 50.00 (49.70 to 50.70): 1M09132.D  
 Ion 52.00 (51.70 to 52.70): 1M09132.D

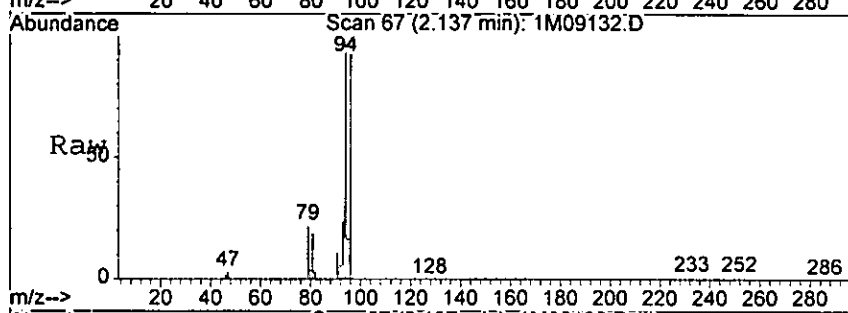


*hair*

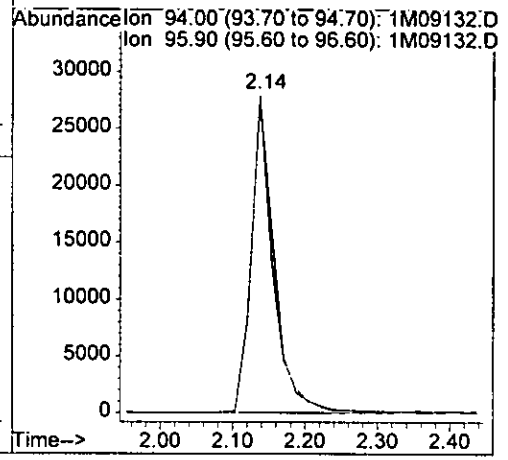
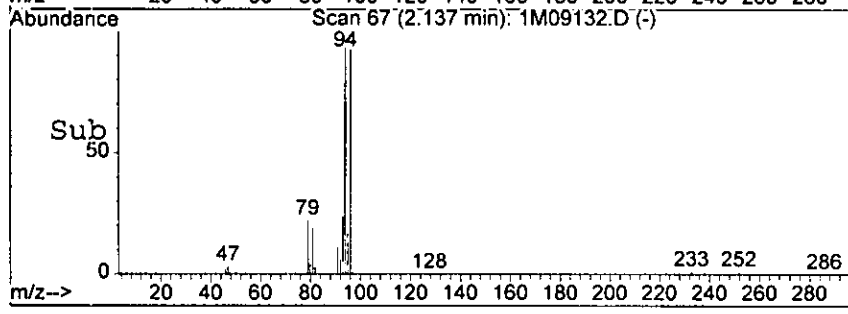


#4  
 Bromomethane  
 Concen: 85.94 ug/l  
 RT: 2.14 min Scan# 67  
 Delta R.T. -0.01 min  
 Lab File: 1M09132.D  
 Acq: 9 Sep 2005 20:08

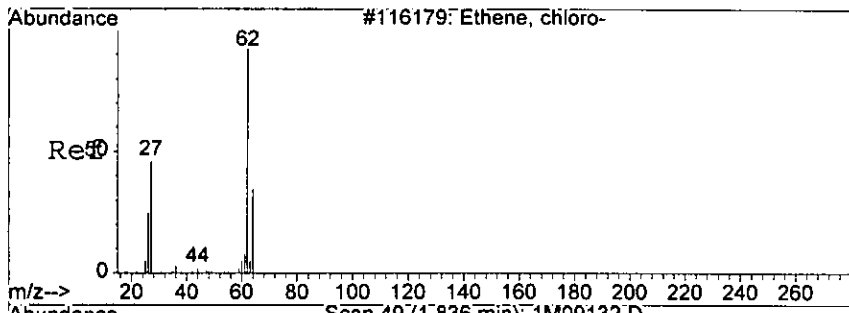
0273



Tgt Ion: 94 Resp: 62220  
 Ion Ratio Lower Upper  
 94 100  
 96 98.1 50.7 130.7



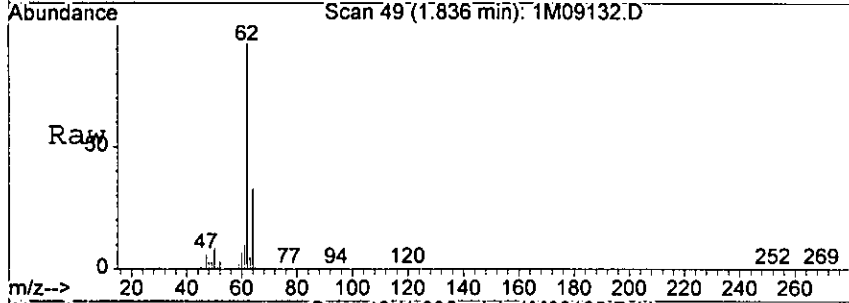
*hair*



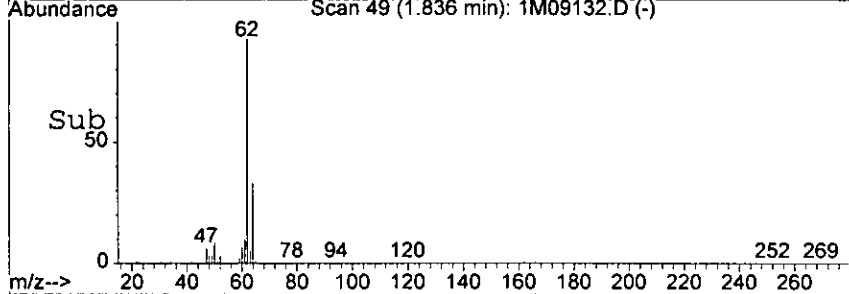
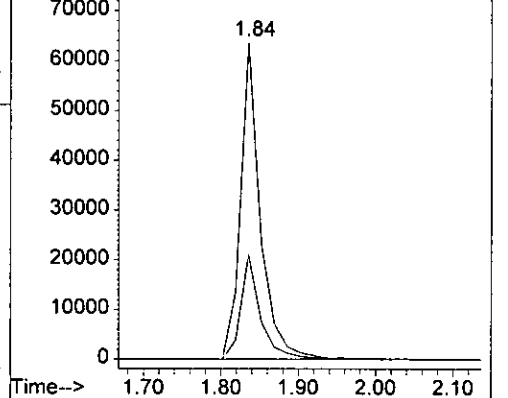
#5  
 Vinyl Chloride  
 Concen: 49.99 ug/l  
 RT: 1.84 min Scan# 49  
 Delta R.T. -0.01 min  
 Lab File: 1M09132.D  
 Acq: 9 Sep 2005 20:08

0277

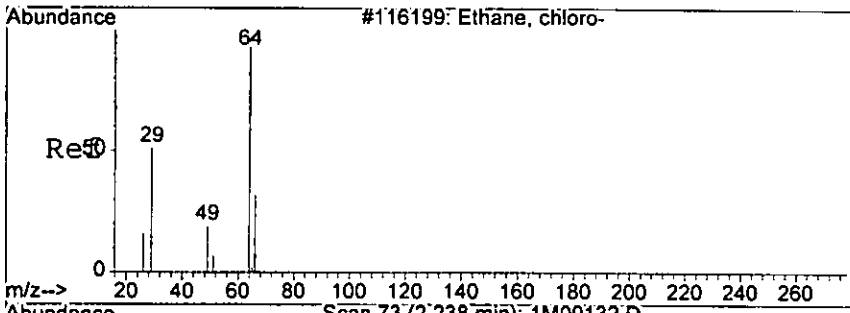
Tgt Ion: 62 Resp: 113709  
 Ion Ratio Lower Upper  
 62 100  
 64 32.9 0.0 73.9



Abundance Ion 62.00 (61.70 to 62.70): 1M09132.D  
 Ion 64.00 (63.70 to 64.70): 1M09132.D



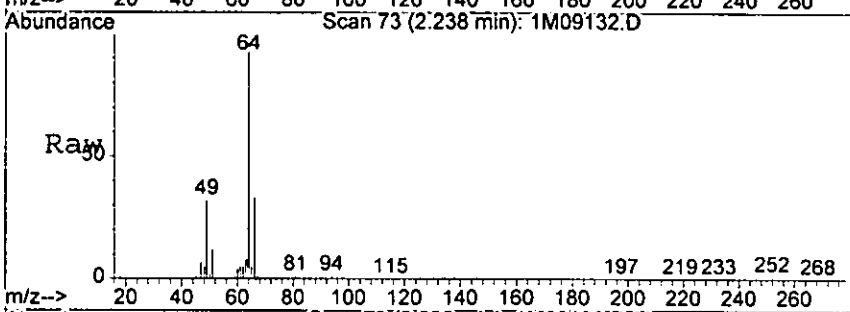
hair



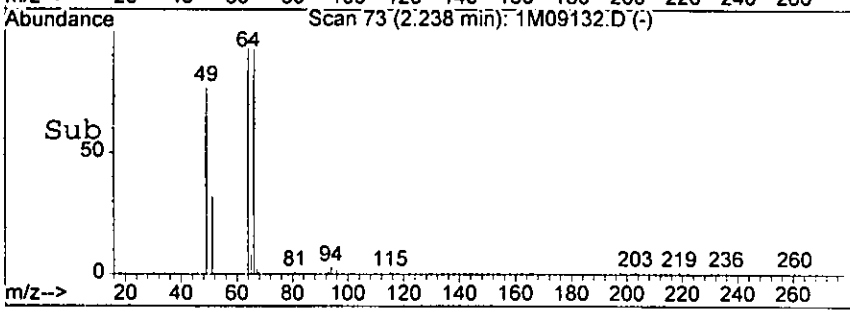
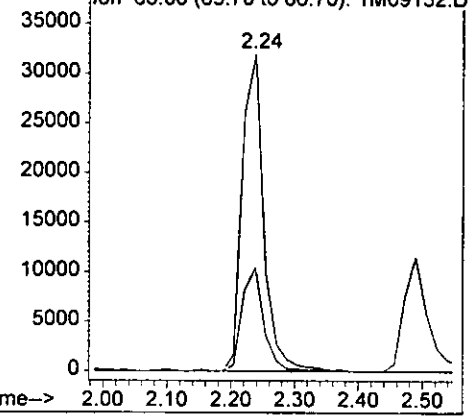
#6  
 Chloroethane  
 Concen: 75.26 ug/l  
 RT: 2.24 min Scan# 73  
 Delta R.T. 0.01 min  
 Lab File: 1M09132.D  
 Acq: 9 Sep 2005 20:08

0275

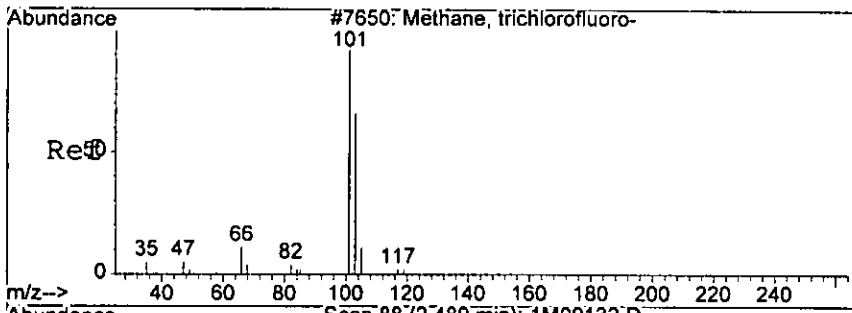
Tgt Ion: 64 Resp: 75742  
 Ion Ratio Lower Upper  
 64 100  
 66 32.7 0.0 74.0



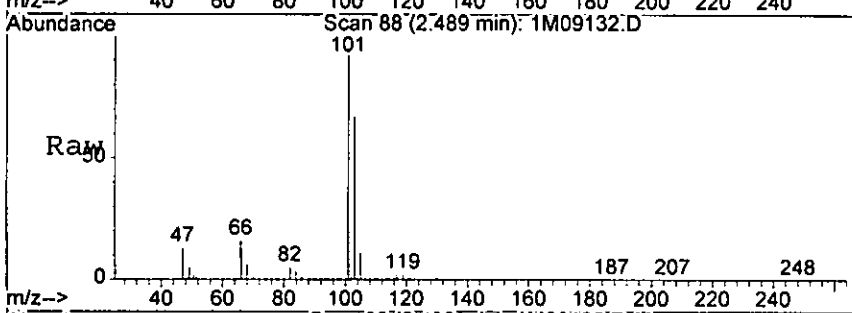
Abundance Ion 64.00 (63.70 to 64.70): 1M09132.D  
 Ion 66.00 (65.70 to 66.70): 1M09132.D



*handwritten signature*

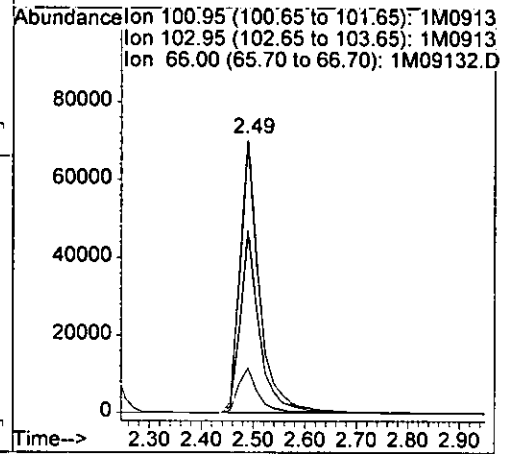
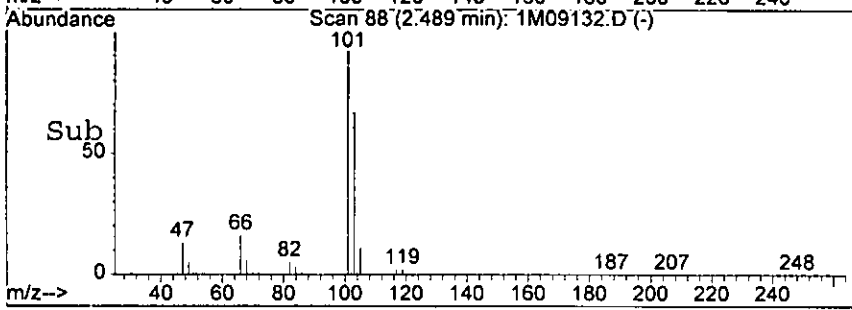


#7  
 Trichlorofluoromethane  
 Concen: 64.50 ug/l  
 RT: 2.49 min Scan# 88  
 Delta R.T. -0.01 min  
 Lab File: 1M09132.D  
 Acq: 9 Sep 2005 20:08

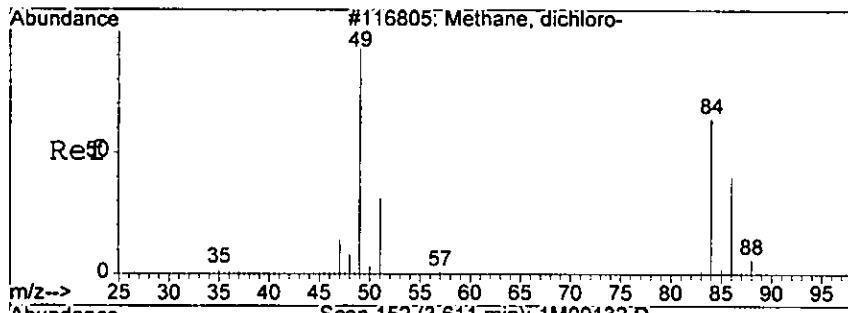


Tgt Ion: 101 Resp: 184255

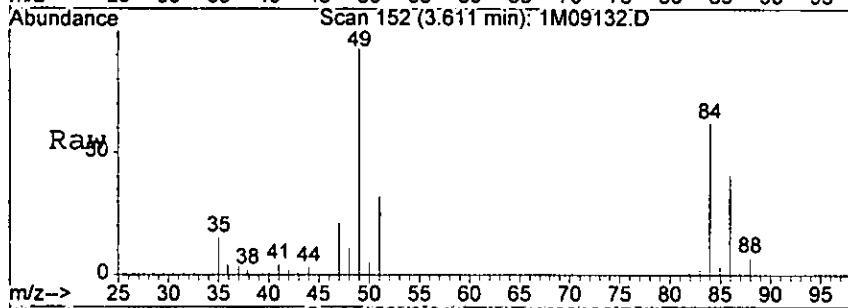
Ion	Ratio	Lower	Upper
101	100		
103	67.2	24.7	104.7
66	16.5	0.0	58.7



*handwritten signature*

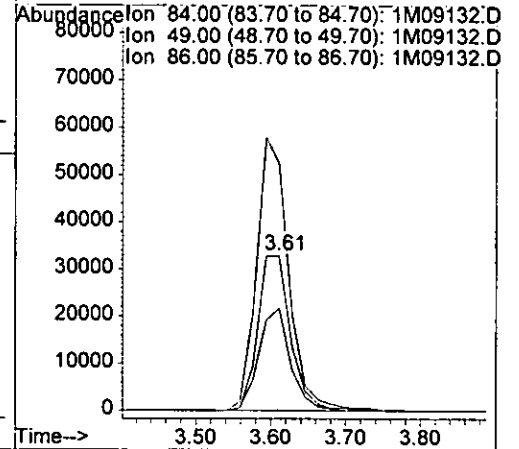
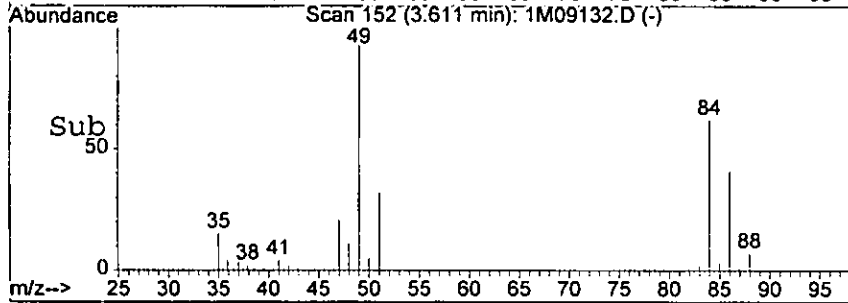


#8  
 Methylene Chloride  
 Concen: 70.27 ug/l  
 RT: 3.61 min Scan# 152  
 Delta R.T. -0.02 min  
 Lab File: 1M09132.D  
 Acq: 9 Sep 2005 20:08



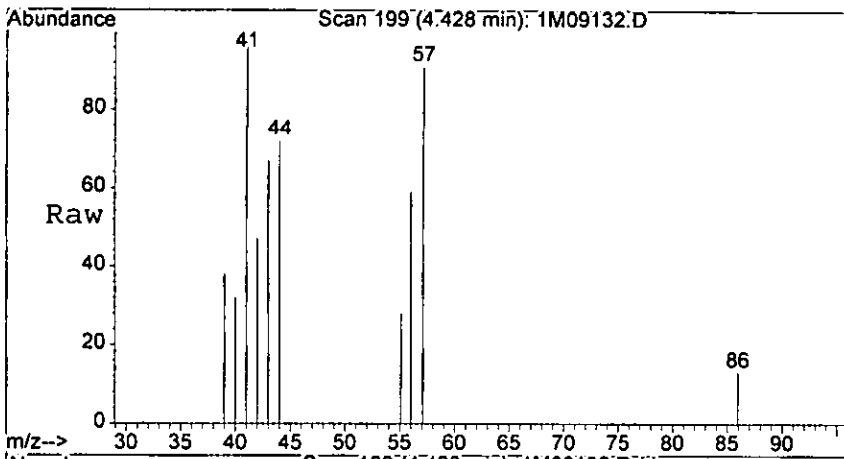
Tgt Ion: 84 Resp: 100605

Ion	Ratio	Lower	Upper
84	100		
49	160.0	132.2	308.4
86	66.2	37.3	87.1



*hair*

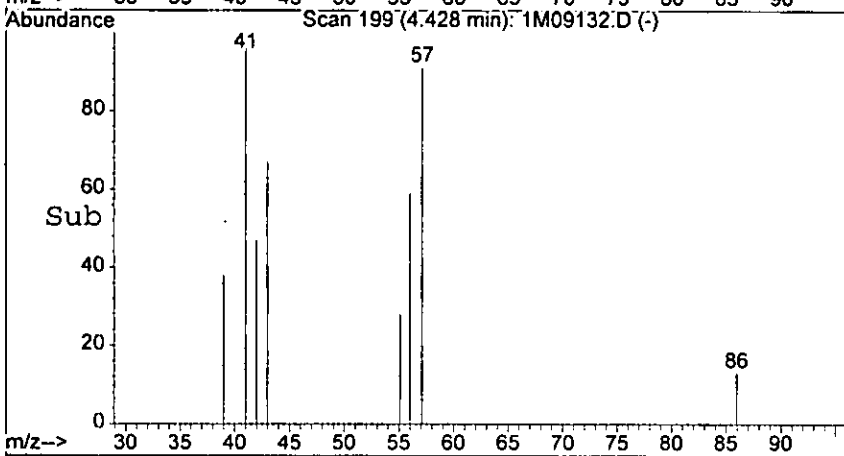




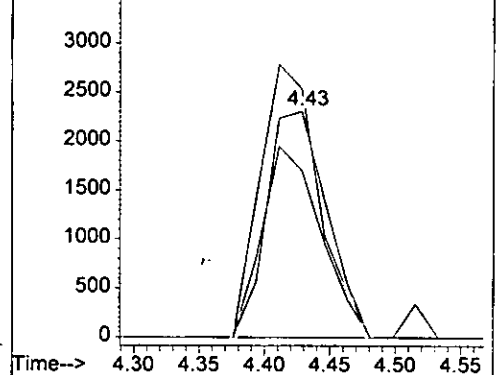
#15  
 n-Hexane  
 Concen: 2.09 ug/l  
 RT: 4.43 min Scan# 199  
 Delta R.T. -0.02 min  
 Lab File: 1M09132.D  
 Acq: 9 Sep 2005 20:08

8278

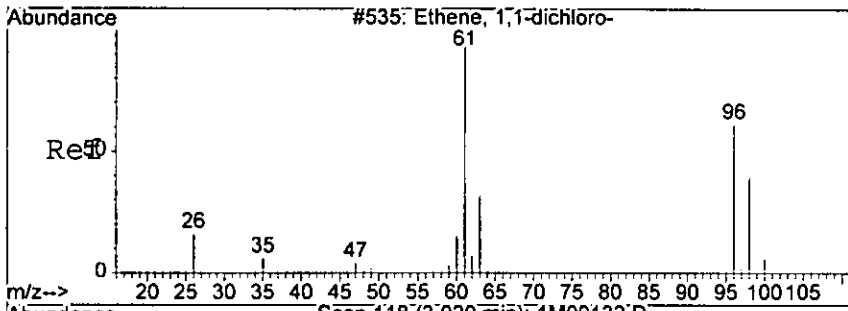
Tgt Ion	Resp	Lower	Upper
57	100		
41	116.9	72.0	168.0
43	82.2	72.0	108.0



Abundance Ion 57.00 (56.70 to 57.70): 1M09132.D  
 Ion 41.00 (40.70 to 41.70): 1M09132.D  
 Ion 43.00 (42.70 to 43.70): 1M09132.D

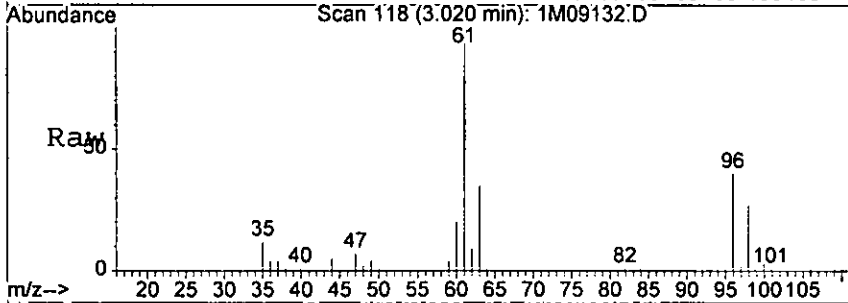


*harr*



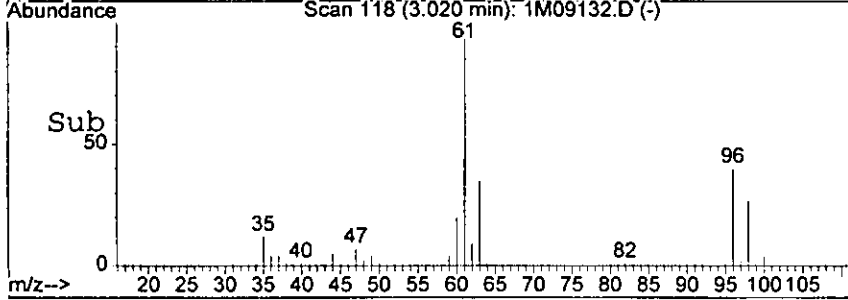
#17  
 1,1-Dichloroethene  
 Concen: 55.75 ug/l  
 RT: 3.02 min Scan# 118  
 Delta R.T. -0.02 min  
 Lab File: 1M09132.D  
 Acq: 9 Sep 2005 20:08

#279

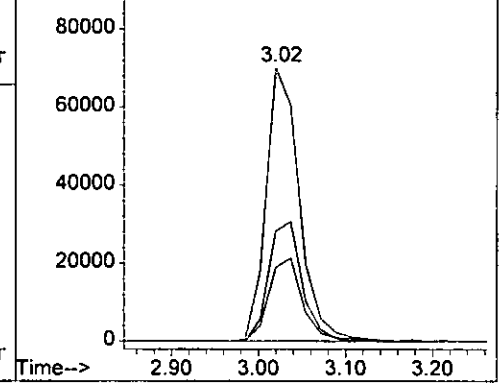


Tgt Ion: 61 Resp: 186531

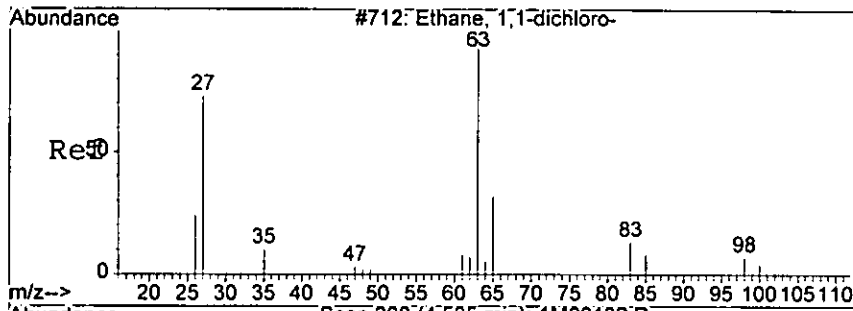
Ion	Ratio	Lower	Upper
61	100		
96	40.2	6.9	86.9
98	27.0	0.0	70.0



Abundance Ion 61.00 (60.70 to 61.70): 1M09132.D  
 Ion 96.00 (95.70 to 96.70): 1M09132.D  
 Ion 98.00 (97.70 to 98.70): 1M09132.D



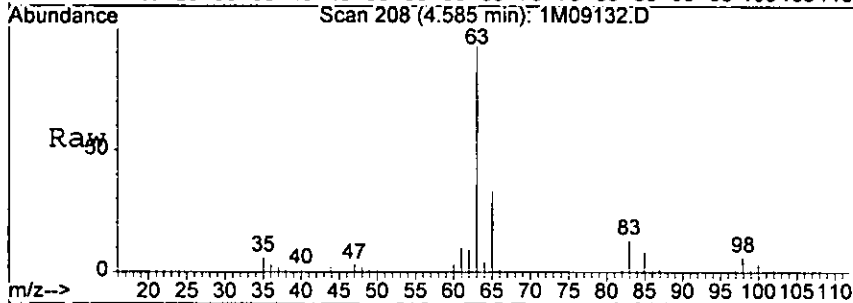
hair



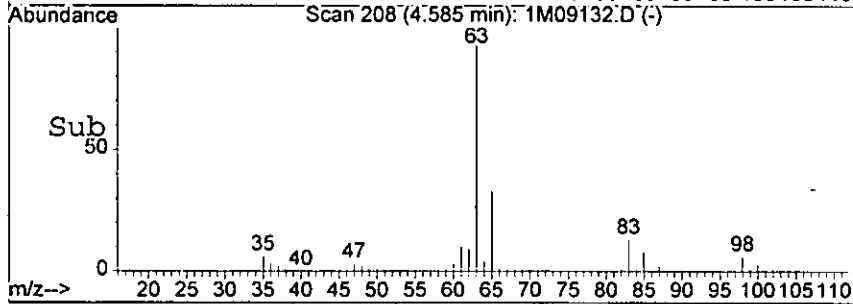
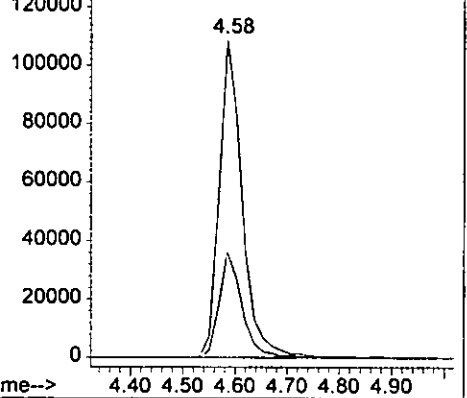
#19  
 1,1-Dichloroethane  
 Concen: 51.92 ug/l  
 RT: 4.58 min Scan# 208  
 Delta R.T. -0.04 min  
 Lab File: 1M09132.D  
 Acq: 9 Sep 2005 20:08

#288

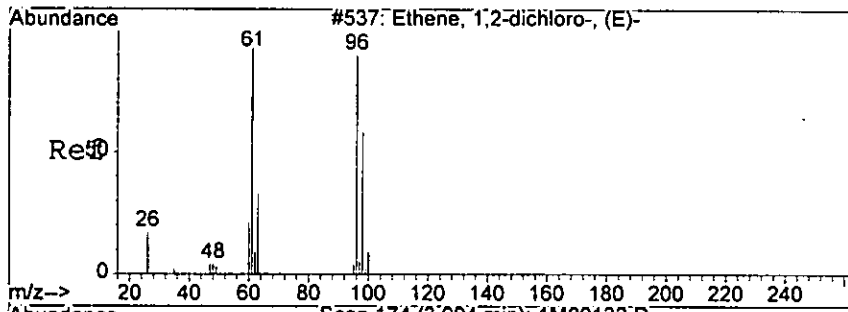
Tgt Ion: 63 Resp: 334853  
 Ion Ratio Lower Upper  
 63 100  
 65 33.2 0.0 72.8



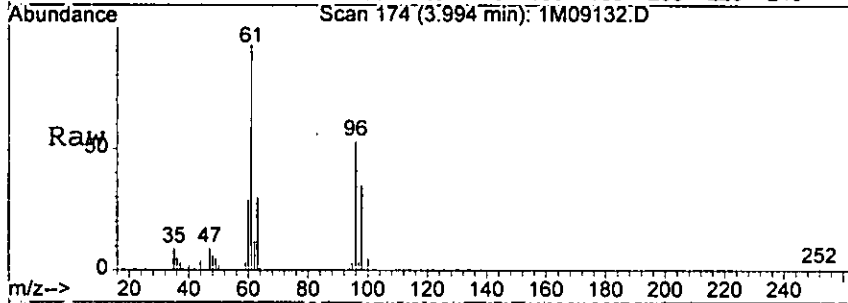
Abundance Ion 63.00 (62.70 to 63.70): 1M09132.D  
 Ion 65.00 (64.70 to 65.70): 1M09132.D



*hair*

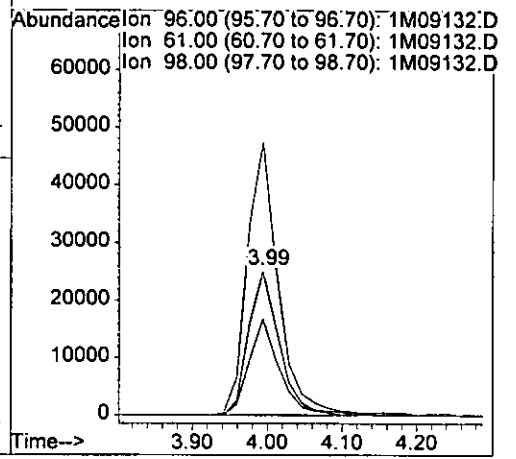
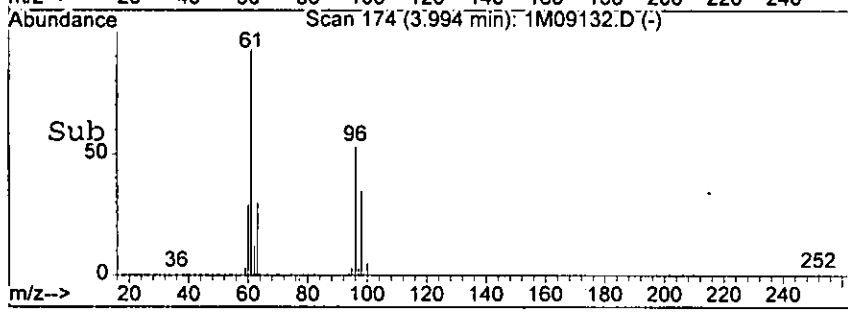


#20  
 trans-1,2-Dichloroethene  
 Concen: 43.57 ug/l  
 RT: 3.99 min Scan# 174  
 Delta R.T. -0.02 min  
 Lab File: 1M09132.D  
 Acq: 9 Sep 2005 20:08

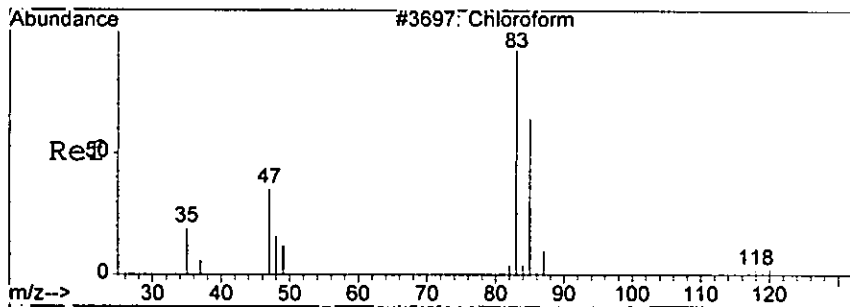


Tgt Ion: 96 Resp: 72723

Ion	Ratio	Lower	Upper
96	100		
61	189.3	101.4	251.4
98	66.9	26.1	106.1

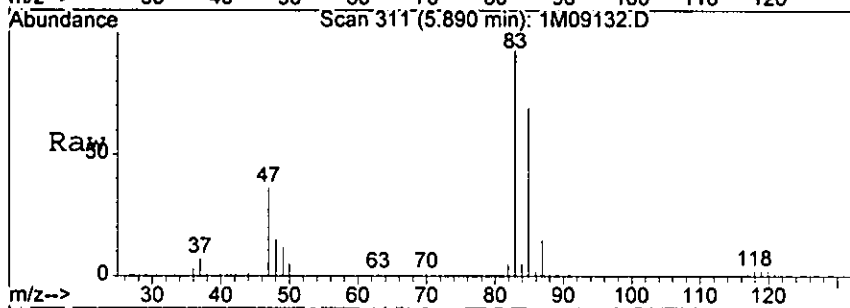


hair

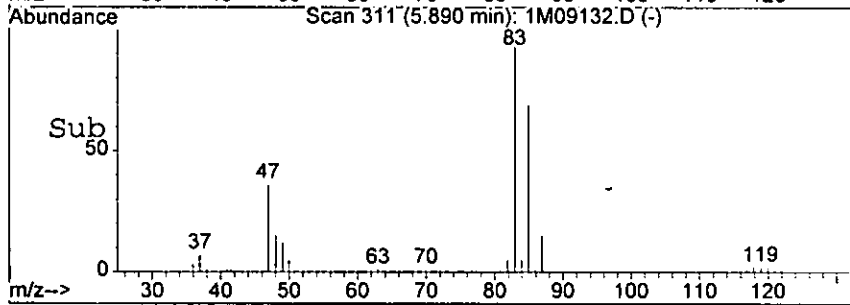
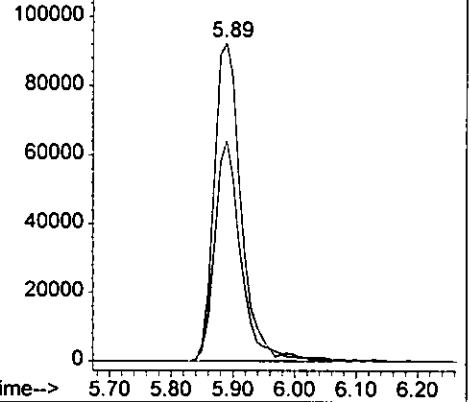


#26  
 Chloroform  
 Concen: 52.49 ug/l  
 RT: 5.89 min Scan# 311  
 Delta R.T. -0.03 min  
 Lab File: 1M09132.D  
 Acq: 9 Sep 2005 20:08

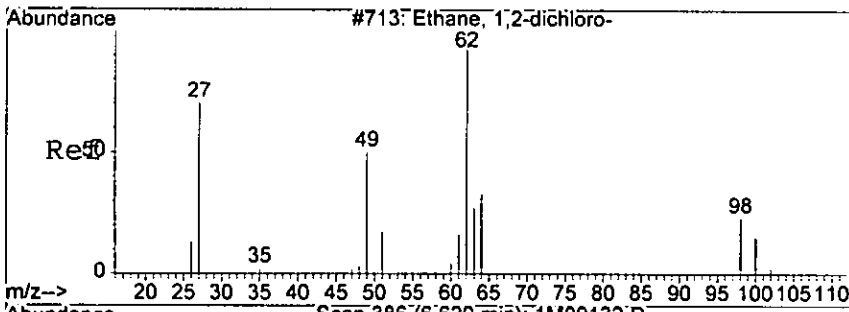
Tgt Ion: 83 Resp: 282534  
 Ion Ratio Lower Upper  
 83 100  
 85 69.4 22.0 102.0



Abundance Ion 83.00 (82.70 to 83.70): 1M09132.D  
 Ion 85.00 (84.70 to 85.70): 1M09132.D



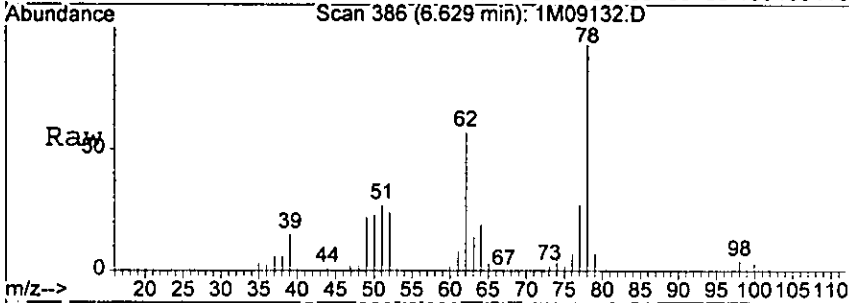
*hair*



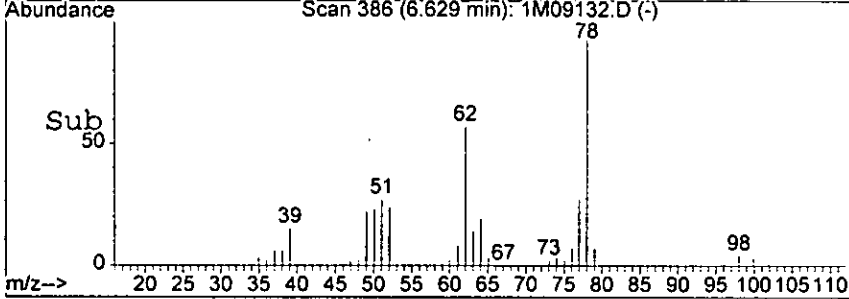
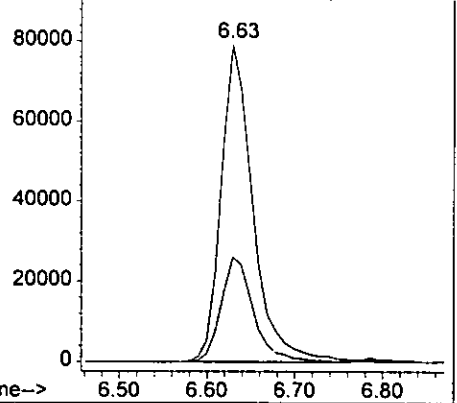
#29  
 1,2-Dichloroethane  
 Concen: 48.23 ug/l  
 RT: 6.63 min Scan# 386  
 Delta R.T. -0.03 min  
 Lab File: 1M09132.D  
 Acq: 9 Sep 2005 20:08

1283

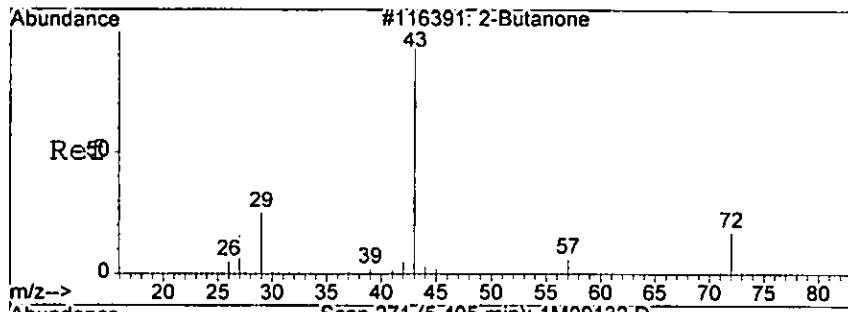
Tgt Ion: 62 Resp: 200440  
 Ion Ratio Lower Upper  
 62 100  
 64 32.8 0.0 72.9



Abundance Ion 62.00 (61.70 to 62.70): 1M09132.D  
 Ion 64.00 (63.70 to 64.70): 1M09132.D



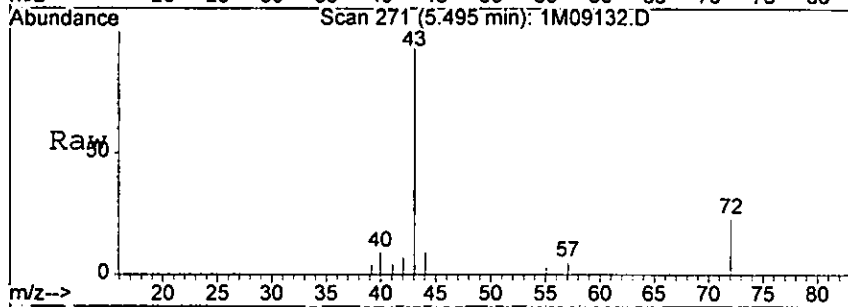
*hair*



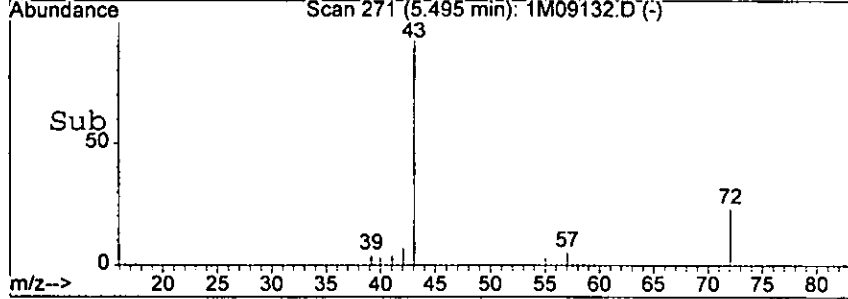
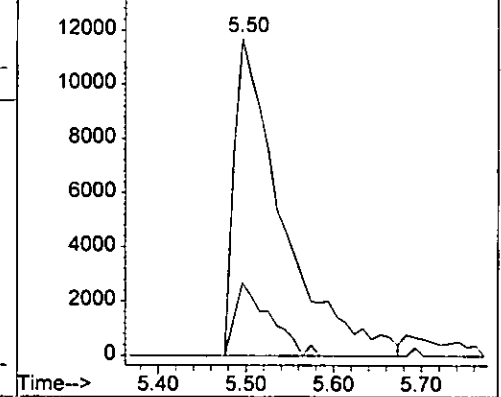
#30  
 2-Butanone  
 Concen: 41.49 ug/l  
 RT: 5.50 min Scan# 271  
 Delta R.T. -0.05 min  
 Lab File: 1M09132.D  
 Acq: 9 Sep 2005 20:08

R234

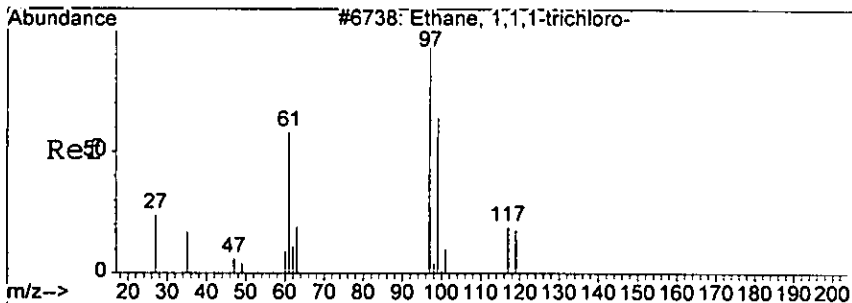
Tgt Ion: 43 Resp: 44688  
 Ion Ratio Lower Upper  
 43 100  
 72 22.9 0.0 54.8



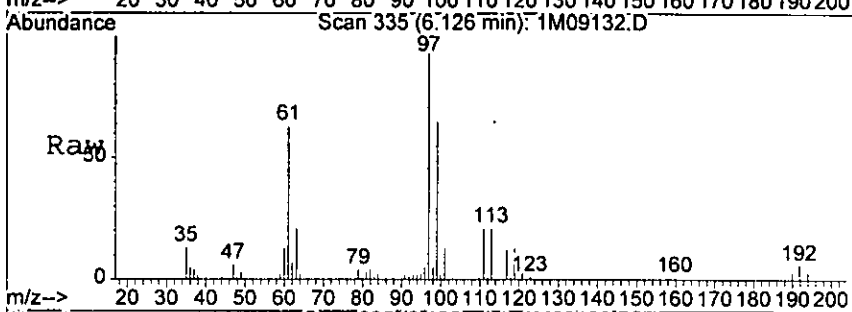
Abundance Ion 43.00 (42.70 to 43.70): 1M09132.D  
 Ion 72.00 (71.70 to 72.70): 1M09132.D



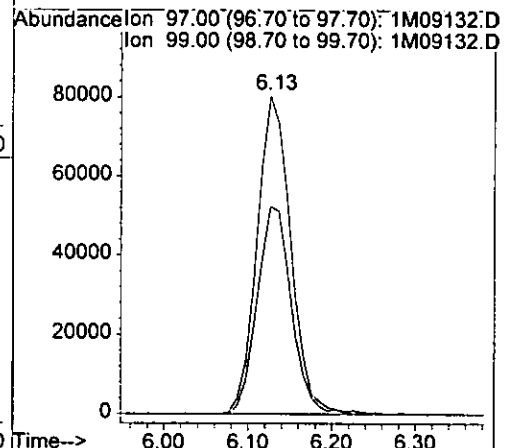
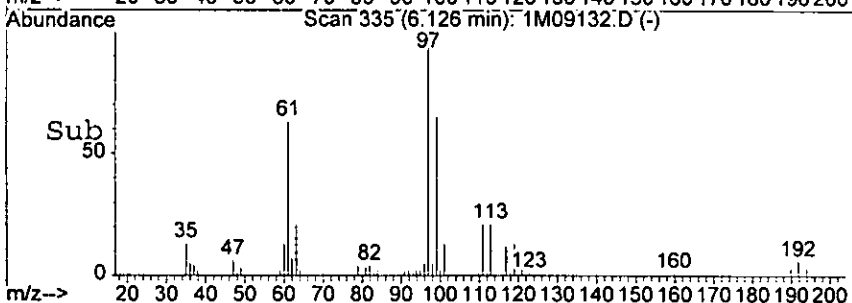
*hair*



#31  
 1,1,1-Trichloroethane  
 Concen: 52.76 ug/l  
 RT: 6.13 min Scan# 335  
 Delta R.T. -0.04 min  
 Lab File: 1M09132.D  
 Acq: 9 Sep 2005 20:08

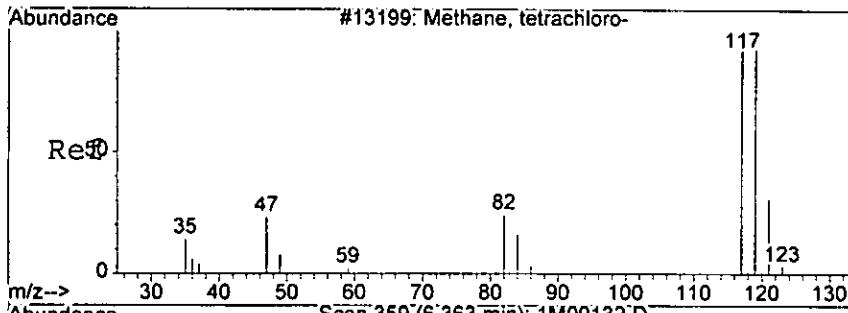


Tgt Ion: 97 Resp: 224023  
 Ion Ratio Lower Upper  
 97 100  
 99 65.2 25.2 105.2

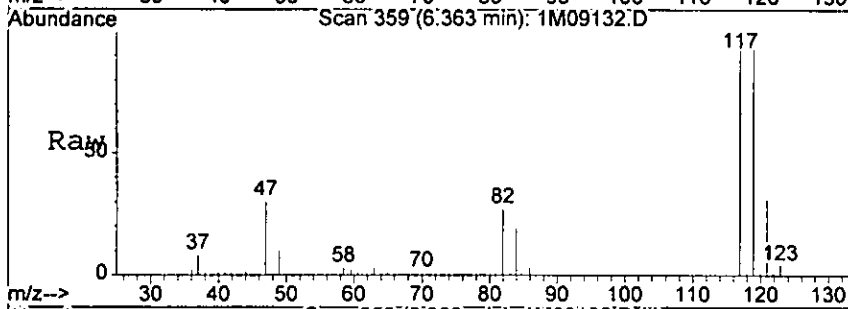


*Warr*

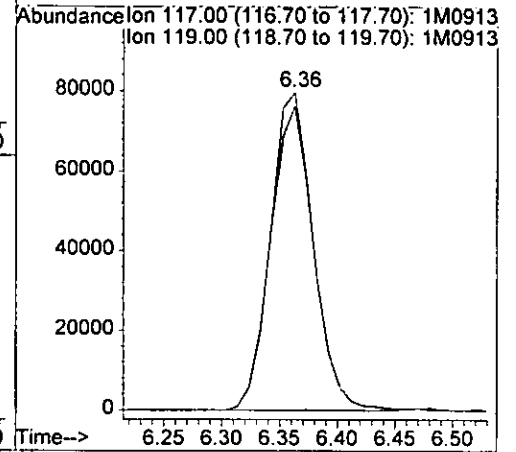
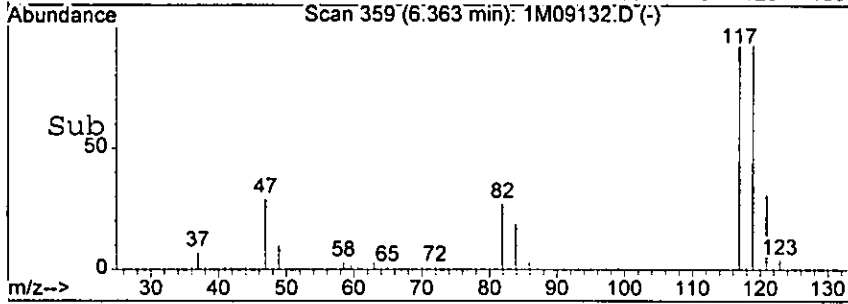




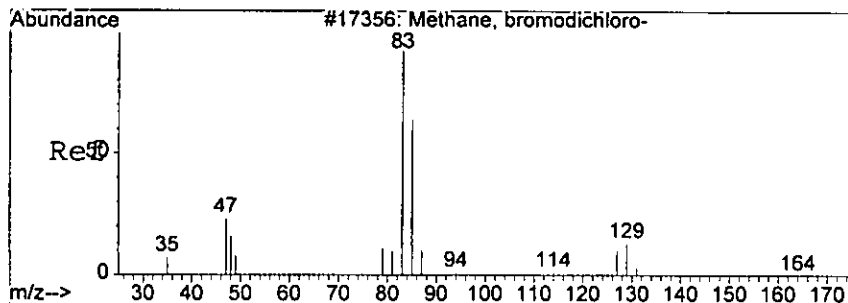
#32  
 Carbon Tetrachloride  
 Concen: 57.60 ug/l  
 RT: 6.36 min Scan# 359  
 Delta R.T. -0.03 min  
 Lab File: 1M09132.D  
 Acq: 9 Sep 2005 20:08



Tgt Ion: 117 Resp: 205687  
 Ion Ratio Lower Upper  
 117 100  
 119 95.8 53.4 133.4

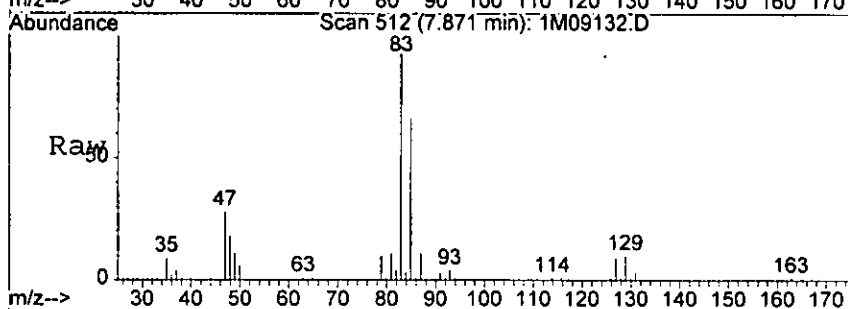


*hair*

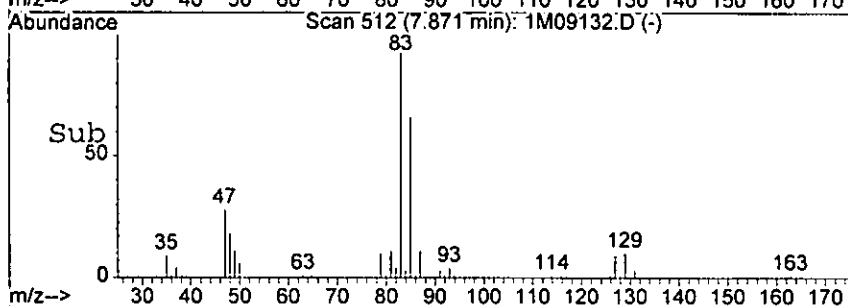
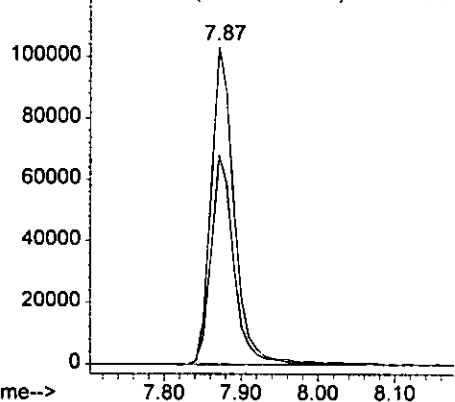


#34  
 Bromodichloromethane  
 Concen: 51.55 ug/l  
 RT: 7.87 min Scan# 512  
 Delta R.T. -0.03 min  
 Lab File: 1M09132.D  
 Acq: 9 Sep 2005 20:08

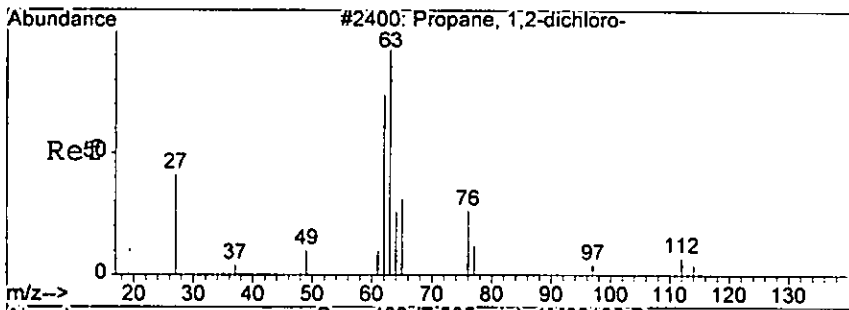
Tgt Ion: 83 Resp: 215685  
 Ion Ratio Lower Upper  
 83 100  
 85 66.0 27.2 107.2



Abundance Ion 83.00 (82.70 to 83.70): 1M09132.D  
 120000 Ion 85.00 (84.70 to 85.70): 1M09132.D



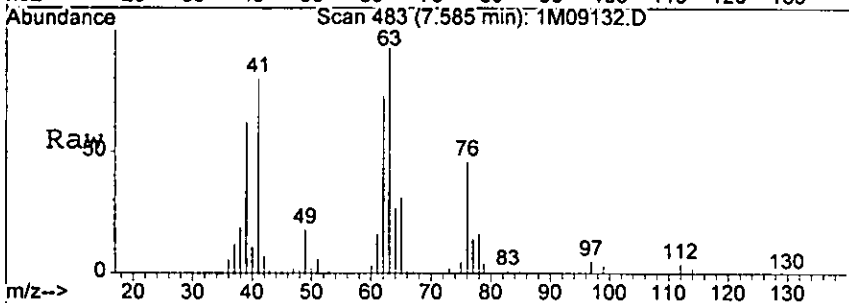
*W,rr*



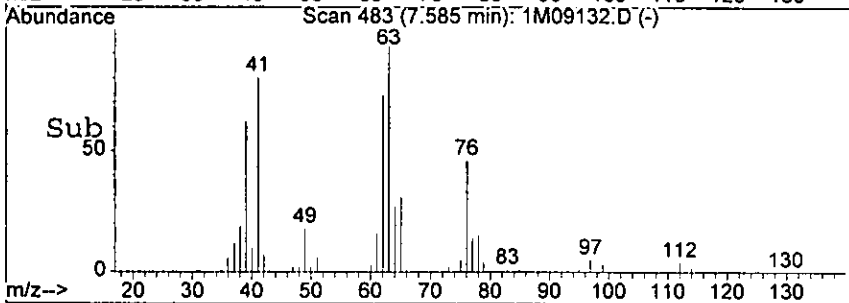
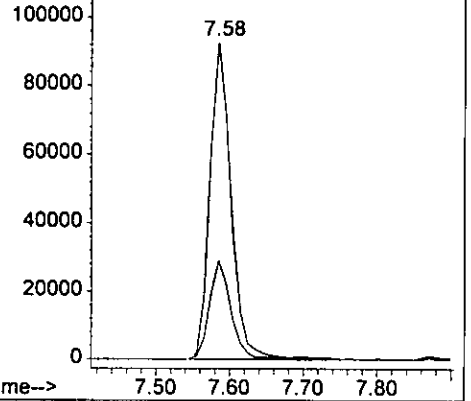
#36  
 1,2-Dichloropropane  
 Concen: 51.86 ug/l  
 RT: 7.58 min Scan# 483  
 Delta R.T. -0.03 min  
 Lab File: 1M09132.D  
 Acq: 9 Sep 2005 20:08

0288

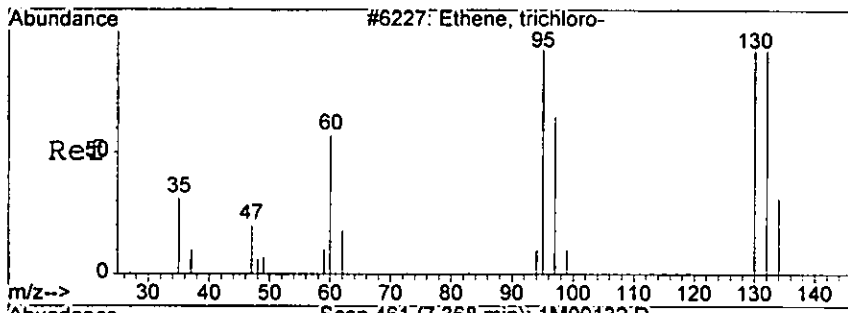
Tgt Ion: 63 Resp: 186126  
 Ion Ratio Lower Upper  
 63 100  
 65 31.4 0.0 73.4



Abundance Ion 63.00 (62.70 to 63.70): 1M09132.D  
 Ion 65.00 (64.70 to 65.70): 1M09132.D

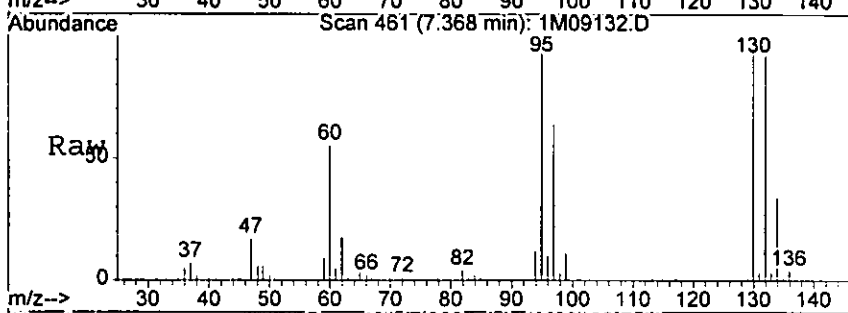


*harr*



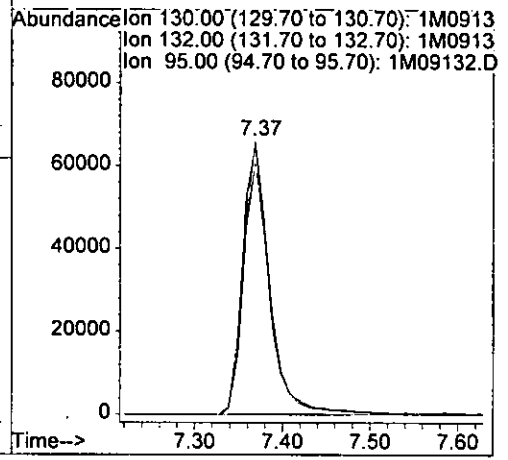
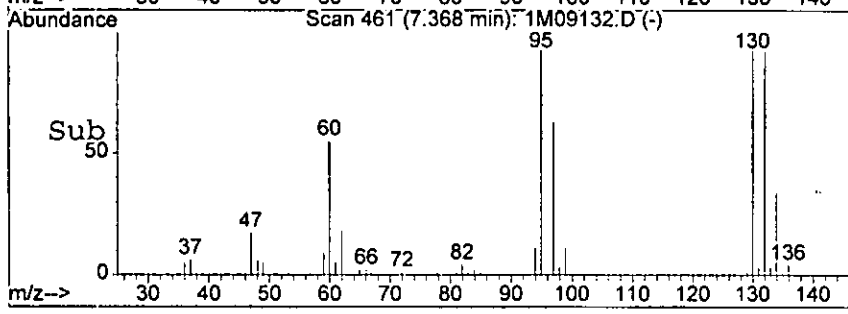
#37  
 Trichloroethene  
 Concen: 47.85 ug/l  
 RT: 7.37 min Scan# 461  
 Delta R.T. -0.03 min  
 Lab File: 1M09132.D  
 Acq: 9 Sep 2005 20:08

#289

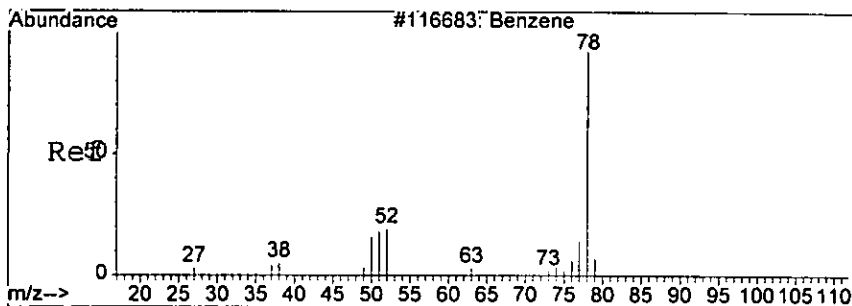


Tgt Ion: 130 Resp: 136527

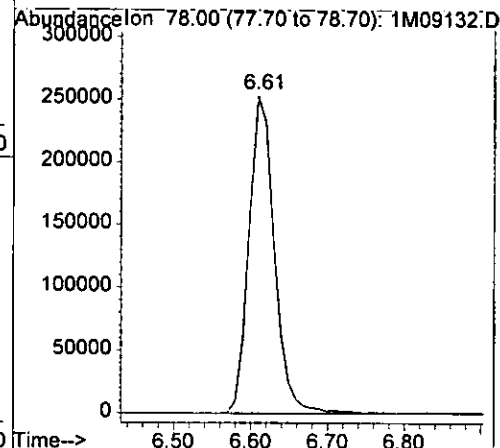
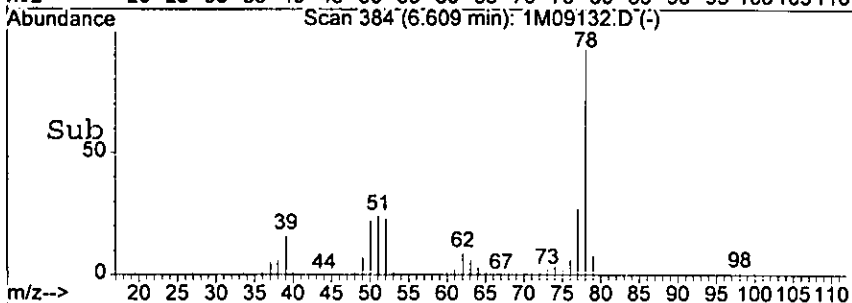
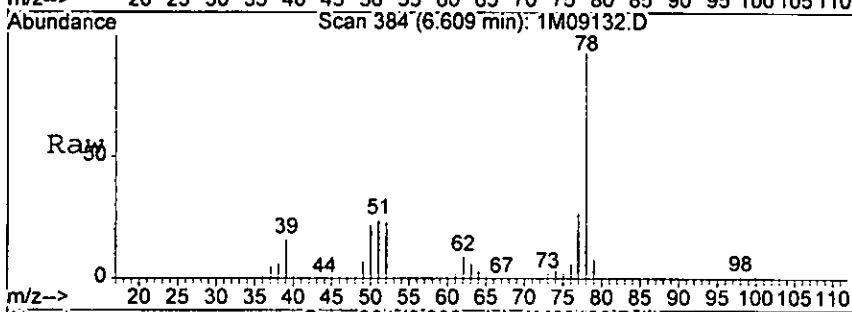
Ion	Ratio	Lower	Upper
130	100		
132	92.2	59.5	139.5
95	98.4	74.7	154.7



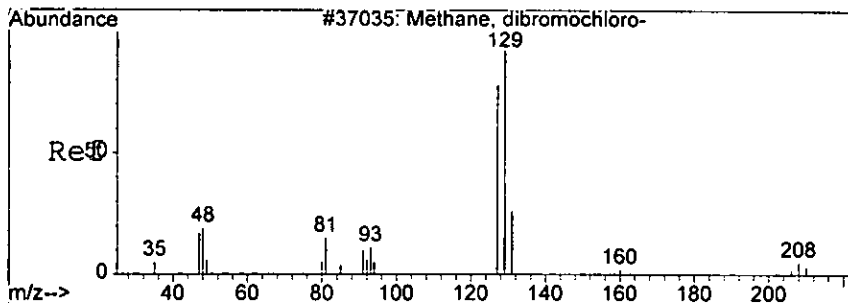
*Handwritten signature*



#38  
 Benzene  
 Concen: 53.44 ug/l  
 RT: 6.61 min Scan# 384  
 Delta R.T. -0.03 min  
 Lab File: 1M09132.D  
 Acq: 9 Sep 2005 20:08  
 Tgt Ion: 78 Resp: 586590

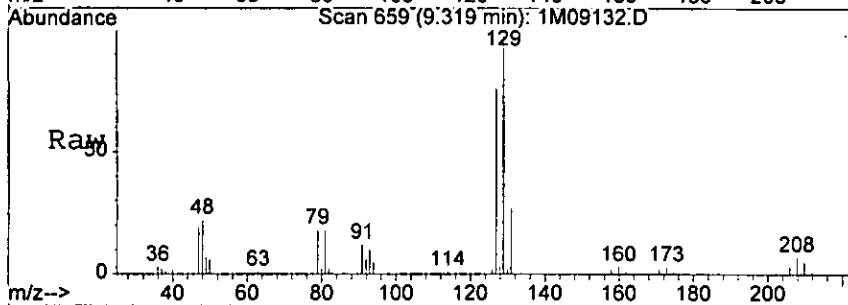


10015

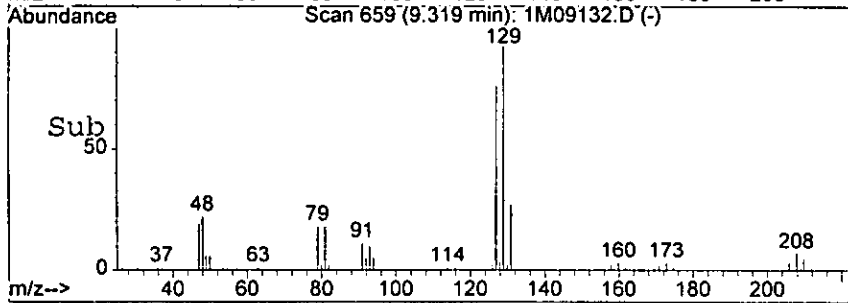
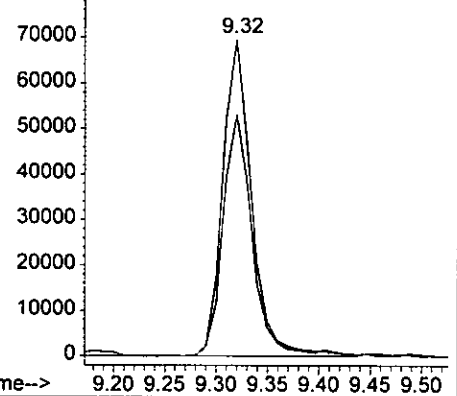


#40  
 Dibromochloromethane  
 Concen: 48.64 ug/l  
 RT: 9.32 min Scan# 659  
 Delta R.T. -0.02 min  
 Lab File: 1M09132.D  
 Acq: 9 Sep 2005 20:08

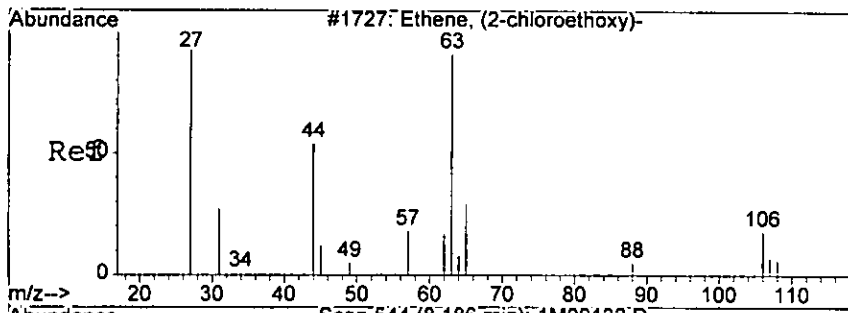
Tgt Ion: 129 Resp: 136245  
 Ion Ratio Lower Upper  
 129 100  
 127 76.4 37.0 117.0



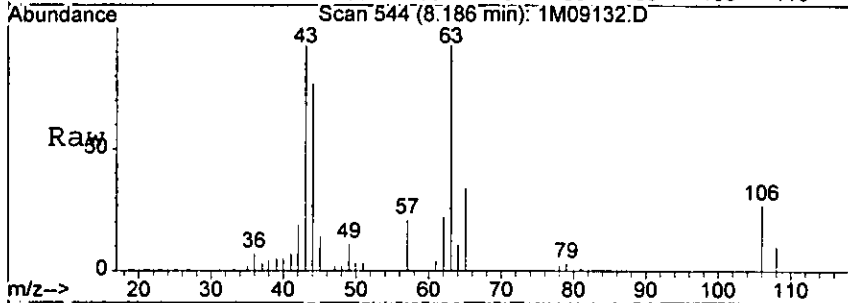
Abundance Ion 129.00 (128.70 to 129.70): 1M0913  
 Ion 127.00 (126.70 to 127.70): 1M0913



*hair*

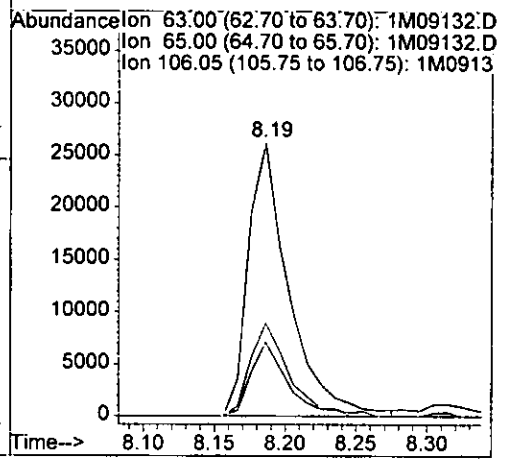
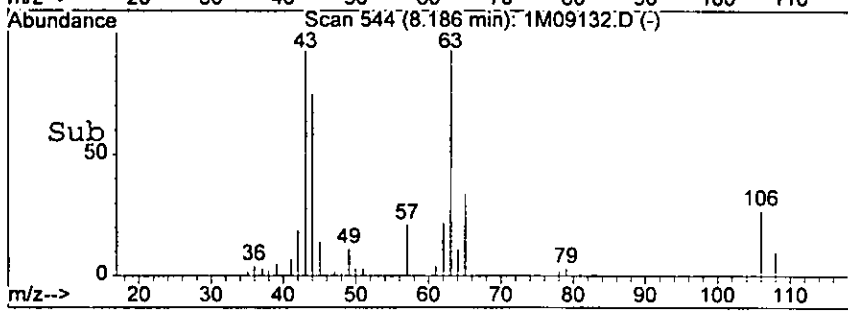


#41  
 2-Chloroethylvinylether  
 Concen: 37.69 ug/l  
 RT: 8.19 min Scan# 544  
 Delta R.T. -0.03 min  
 Lab File: 1M09132.D  
 Acq: 9 Sep 2005 20:08

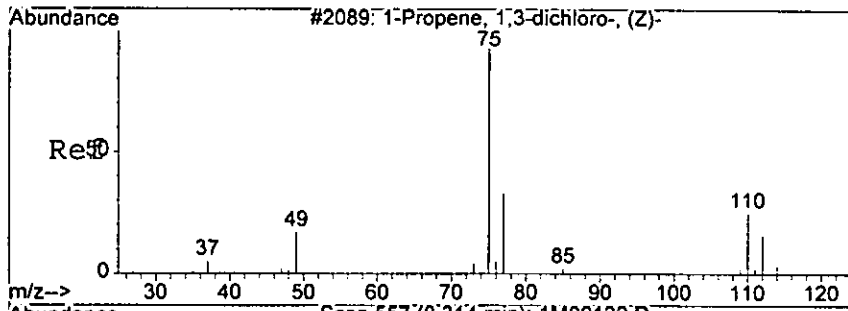


Tgt Ion: 63 Resp: 52498

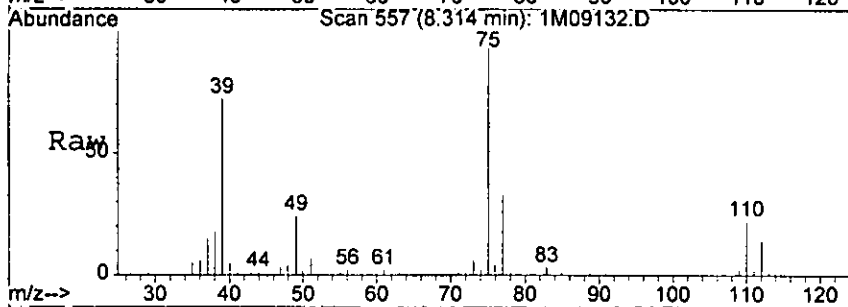
Ion	Ratio	Lower	Upper
63	100		
65	34.1	0.0	72.8
106	27.2	0.0	61.0



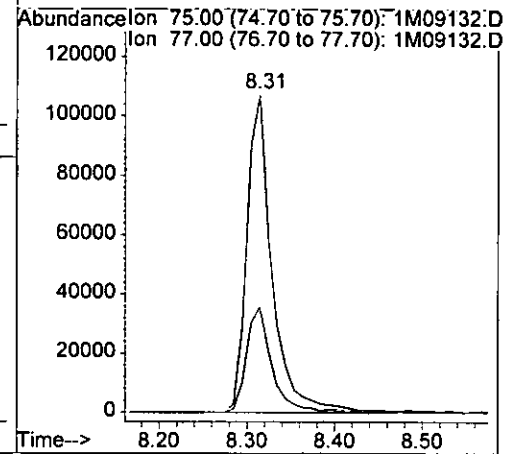
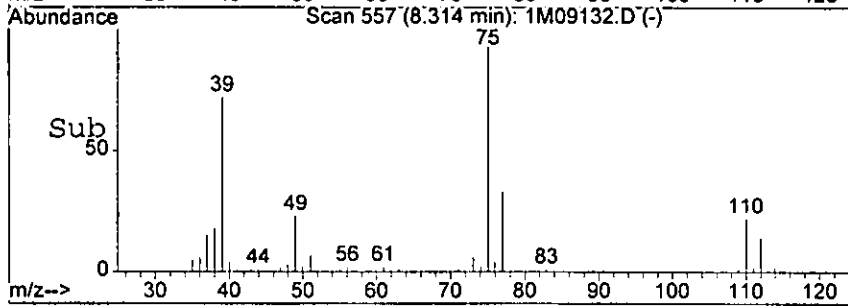
*hgr*



#42  
 cis-1,3-Dichloropropene  
 Concen: 44.08 ug/l  
 RT: 8.31 min Scan# 557  
 Delta R.T. -0.02 min  
 Lab File: 1M09132.D  
 Acq: 9 Sep 2005 20:08

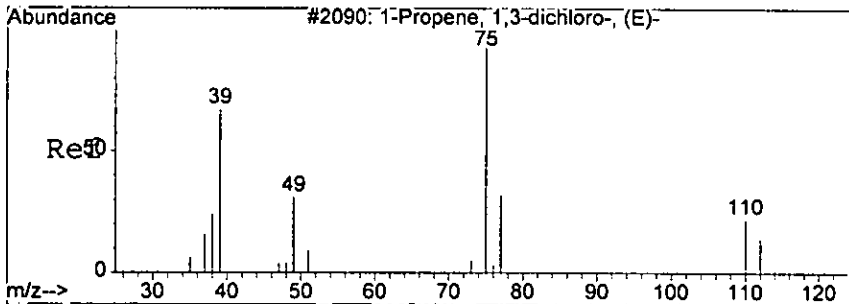


Tgt Ion: 75 Resp: 215622  
 Ion Ratio Lower Upper  
 75 100  
 77 33.3 0.0 73.9

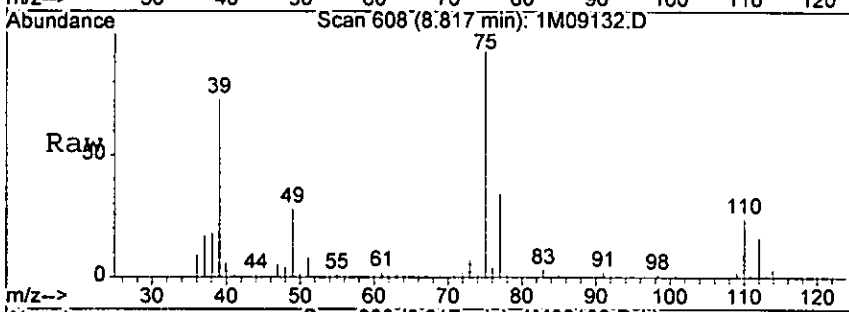


*hair*

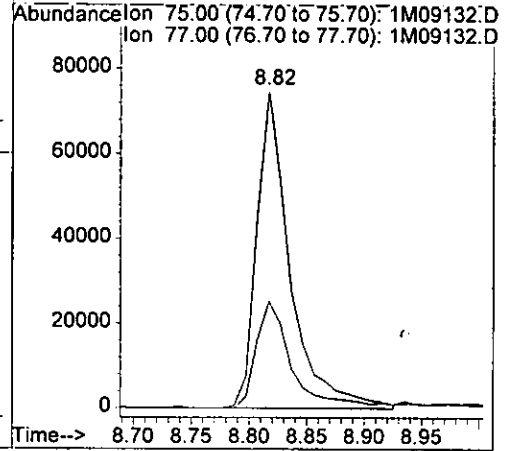
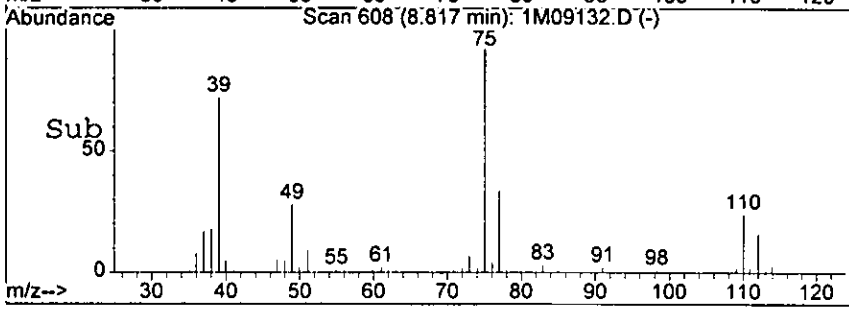




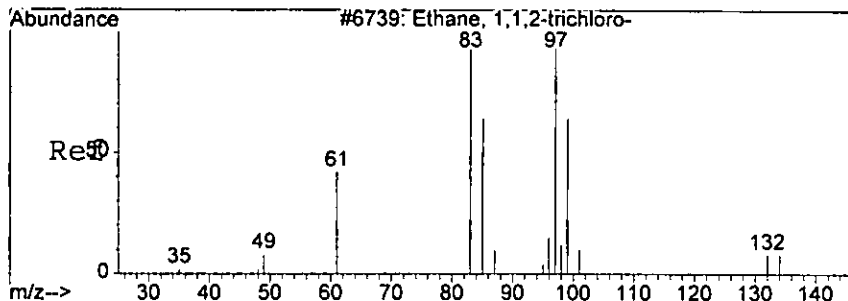
#43  
 trans-1,3-Dichloropropene  
 Concen: 38.47 ug/l  
 RT: 8.82 min Scan# 608  
 Delta R.T. -0.03 min  
 Lab File: 1M09132.D  
 Acq: 9 Sep 2005 20:08



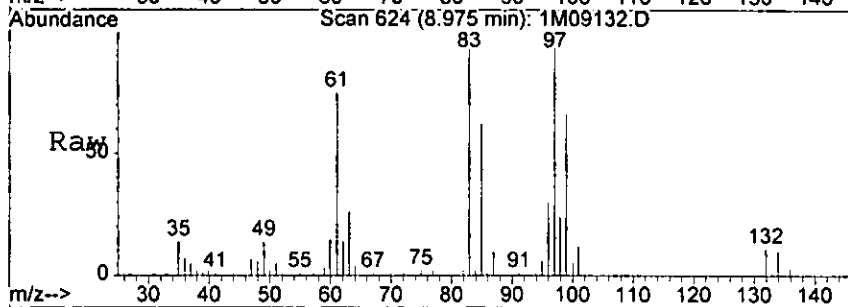
Tgt Ion: 75 Resp: 149788  
 Ion Ratio Lower Upper  
 75 100  
 77 33.7 0.0 72.5



*handwritten signature*

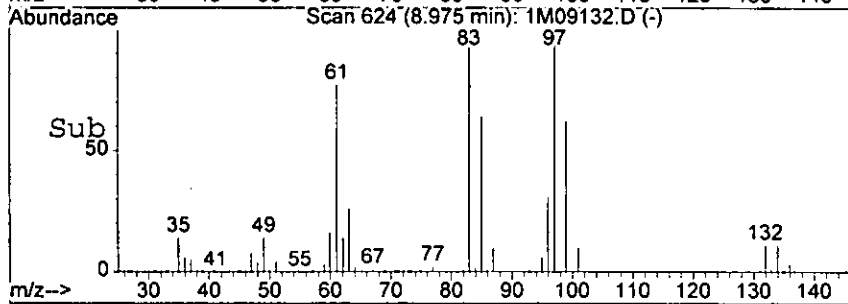


#44  
 1,1,2-Trichloroethane  
 Concen: 60.00 ug/l  
 RT: 8.97 min Scan# 624  
 Delta R.T. -0.02 min  
 Lab File: 1M09132.D  
 Acq: 9 Sep 2005 20:08

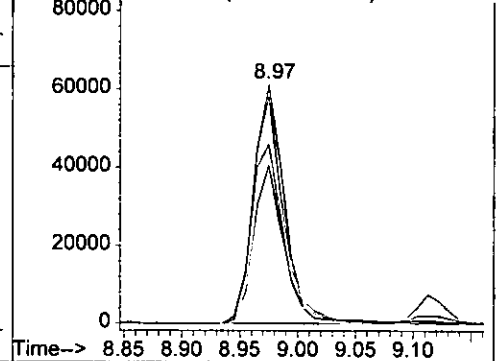


Tgt Ion: 97 Resp: 115033

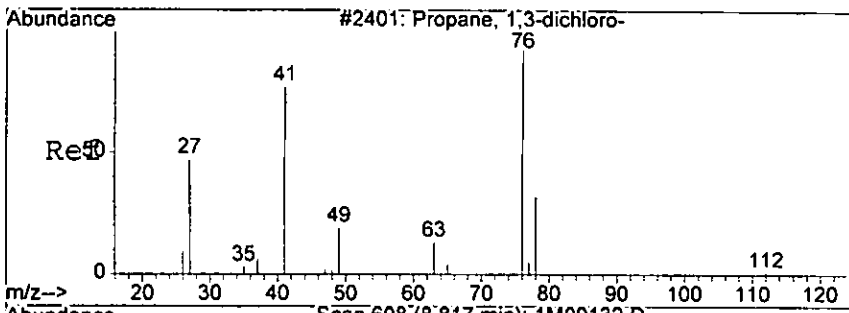
Ion	Ratio	Lower	Upper
97	100		
99	66.4	26.4	106.4
83	95.0	65.2	145.2
61	75.1	50.3	130.3



Abundance Ion 97.00 (96.70 to 97.70): 1M09132.D  
 Ion 99.00 (98.70 to 99.70): 1M09132.D  
 Ion 83.00 (82.70 to 83.70): 1M09132.D  
 Ion 61.00 (60.70 to 61.70): 1M09132.D



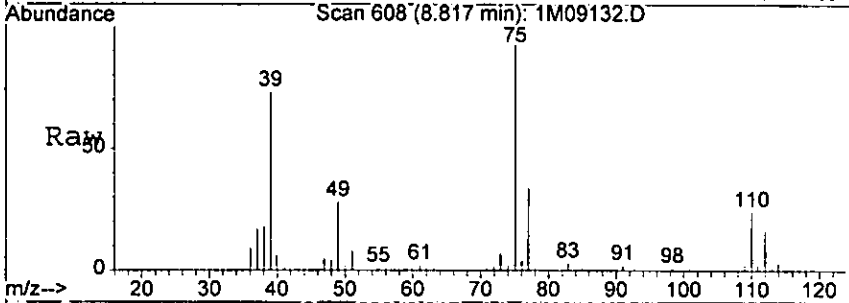
*hair*



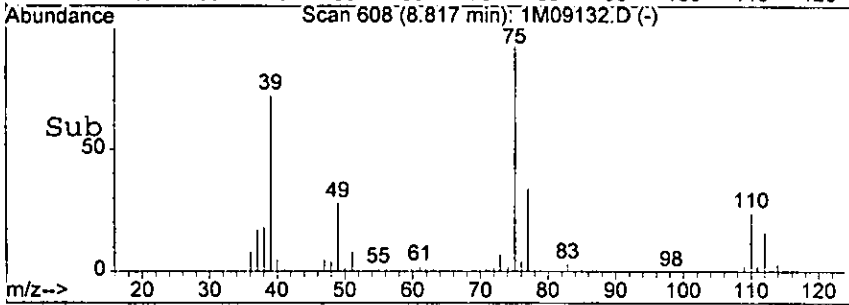
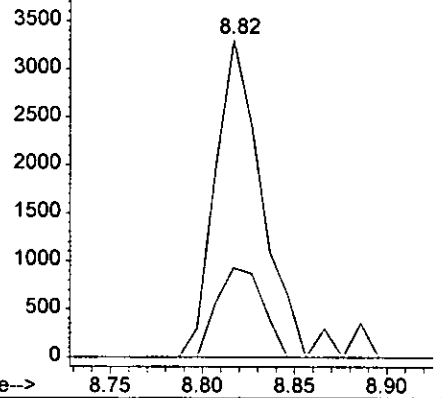
#46  
 1,3-Dichloropropane  
 Concen: 1.24 ug/l  
 RT: 8.82 min Scan# 608  
 Delta R.T. -0.32 min  
 Lab File: 1M09132.D  
 Acq: 9 Sep 2005 20:08

0295

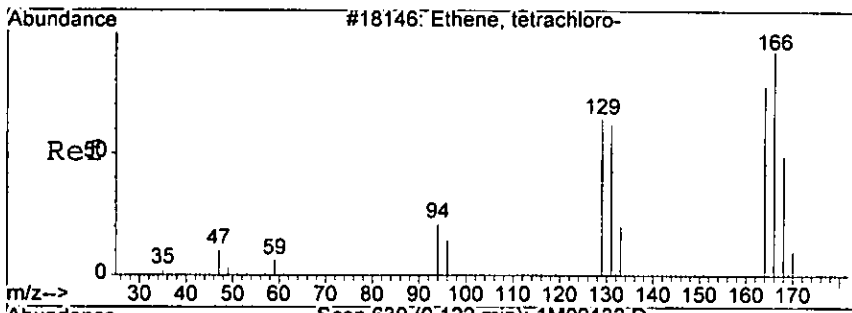
Tgt Ion: 76 Resp: 5920  
 Ion Ratio Lower Upper  
 76 100  
 78 28.1 0.0 72.5



Abundance Ion 76.00 (75.70 to 76.70): 1M09132.D  
 Ion 78.00 (77.70 to 78.70): 1M09132.D

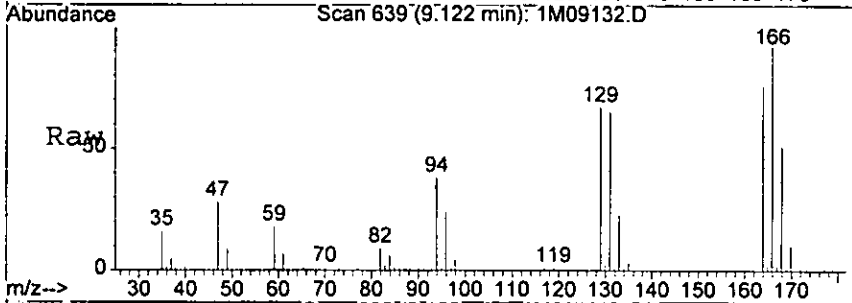


hmr

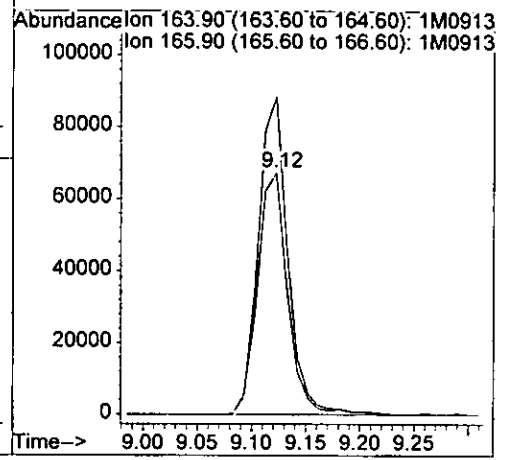
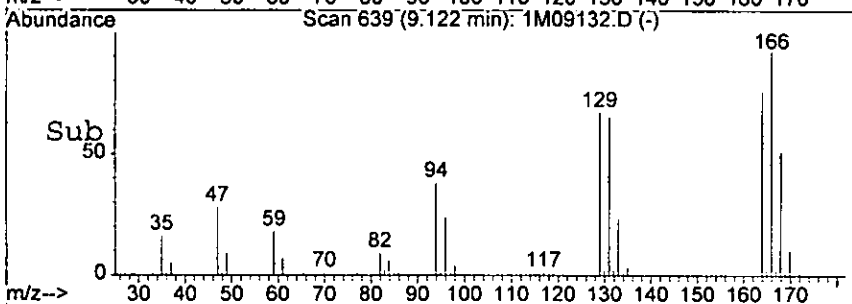


#49  
 Tetrachloroethene  
 Concn: 45.16 ug/l  
 RT: 9.12 min Scan# 639  
 Delta R.T. -0.02 min  
 Lab File: 1M09132.D  
 Acq: 9 Sep 2005 20:08

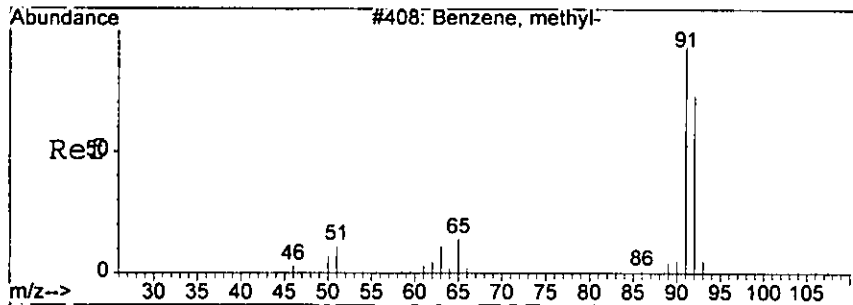
0297



Tgt Ion: 164 Resp: 130164  
 Ion Ratio Lower Upper  
 164 100  
 166 131.6 49.4 189.4

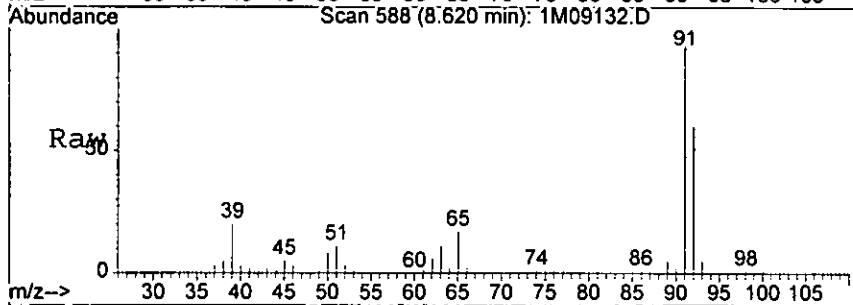


hair

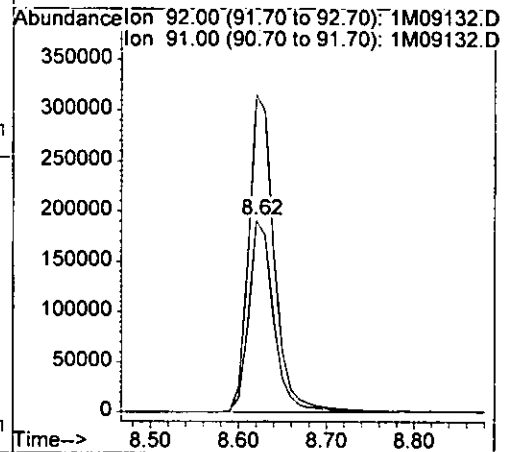
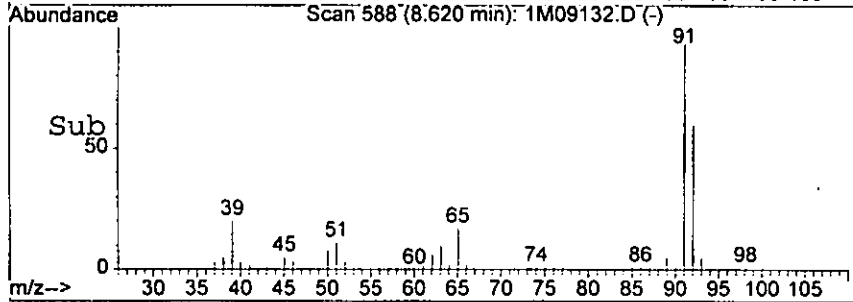


#51  
 Toluene  
 Concen: 48.21 ug/l  
 RT: 8.62 min Scan# 588  
 Delta R.T. -0.03 min  
 Lab File: 1M09132.D  
 Acq: 9 Sep 2005 20:08

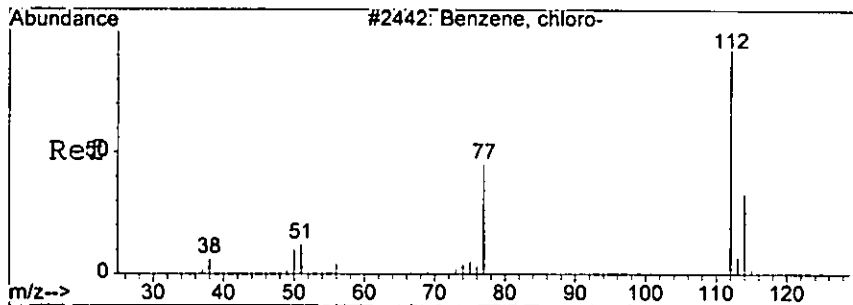
8298



Tgt Ion: 92 Resp: 379093  
 Ion Ratio Lower Upper  
 92 100  
 91 165.5 93.4 217.8



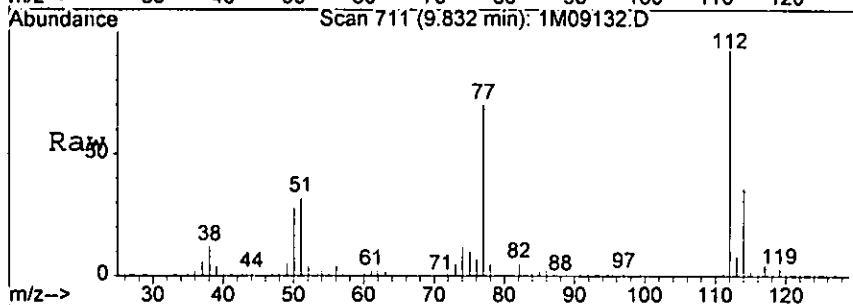
hair



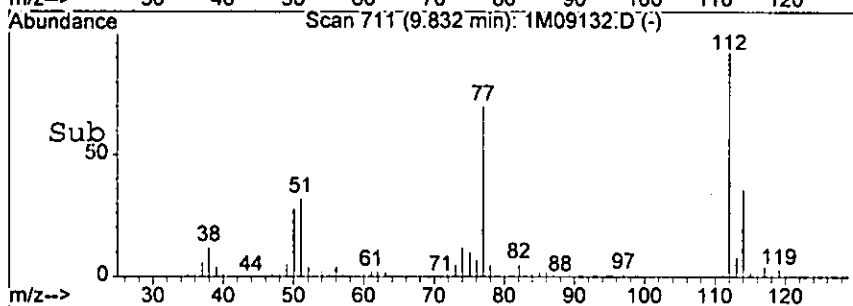
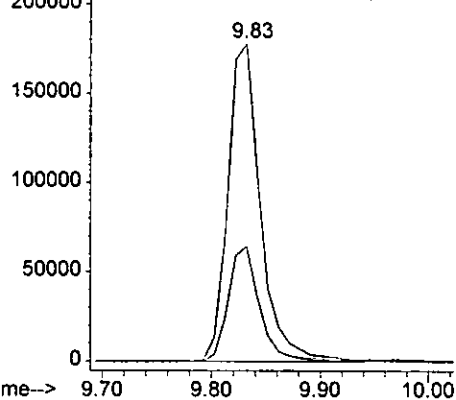
#53  
 Chlorobenzene  
 Concen: 41.77 ug/l  
 RT: 9.83 min Scan# 711  
 Delta R.T. -0.02 min  
 Lab File: 1M09132.D  
 Acq: 9 Sep 2005 20:08

0299

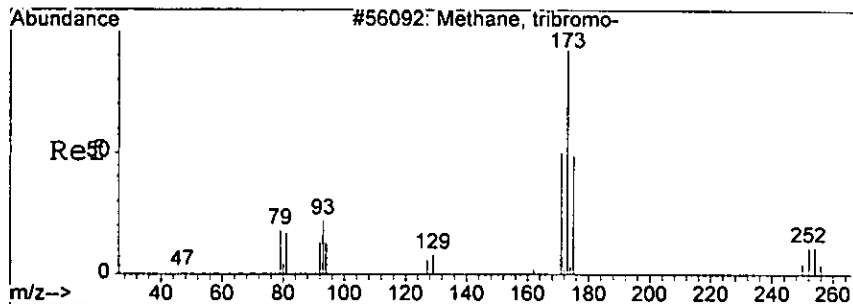
Tgt Ion: 112 Resp: 368910  
 Ion Ratio Lower Upper  
 112 100  
 114 36.0 0.0 73.1



Abundance Ion 112.00 (111.70 to 112.70): 1M0913  
 Ion 114.00 (113.70 to 114.70): 1M0913

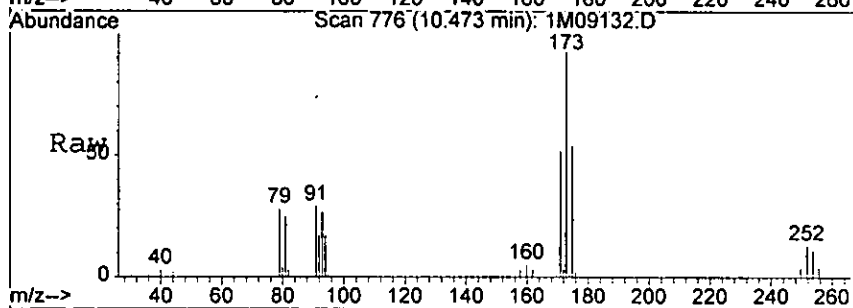


hair

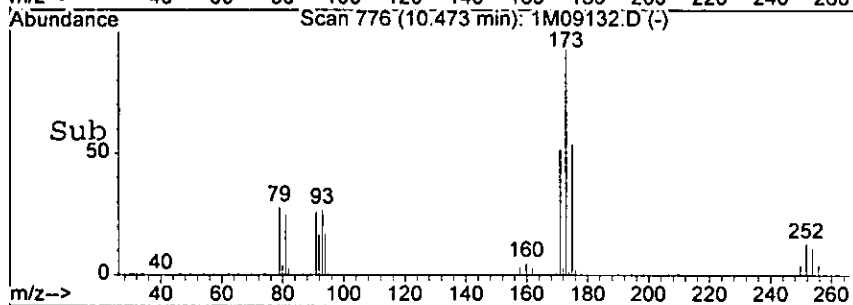
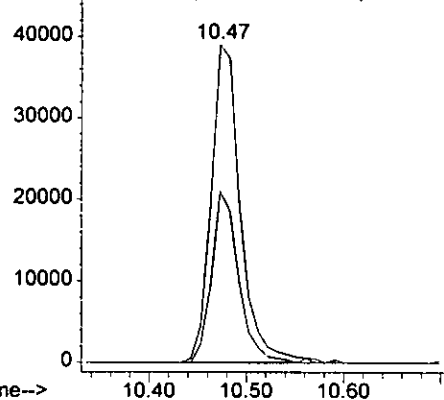


#55  
 Bromoform  
 Concen: 45.64 ug/l  
 RT: 10.47 min Scan# 776  
 Delta R.T. -0.03 min  
 Lab File: 1M09132.D  
 Acq: 9 Sep 2005 20:08

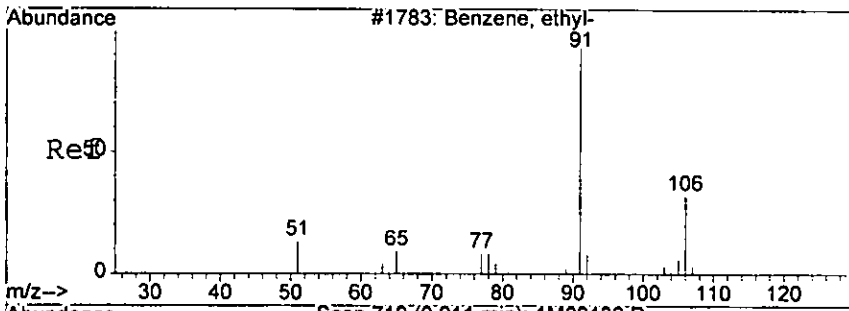
Tgt Ion: 173 Resp: 81948  
 Ion Ratio Lower Upper  
 173 100  
 175 53.8 14.7 94.7



Abundance Ion 172.90 (172.60 to 173.60): 1M0913  
 Ion 174.80 (174.50 to 175.50): 1M0913



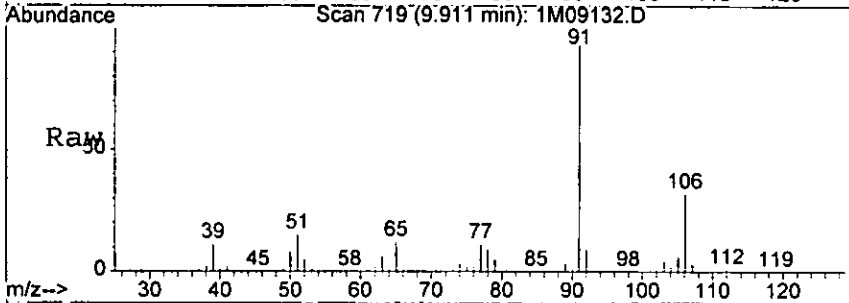
*harr*



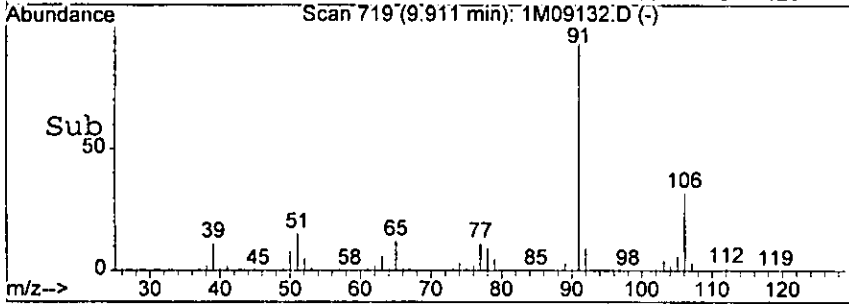
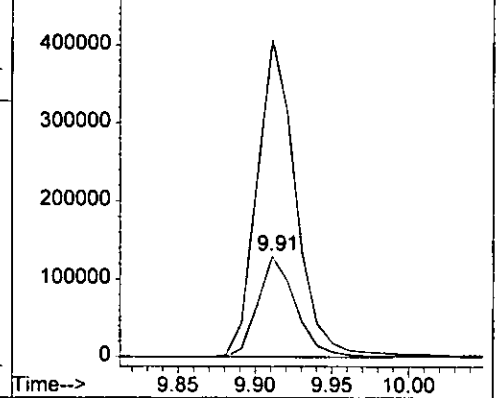
#56  
 Ethylbenzene  
 Concen: 53.12 ug/l  
 RT: 9.91 min Scan# 719  
 Delta R.T. -0.02 min  
 Lab File: 1M09132.D  
 Acq: 9 Sep 2005 20:08

0301

Tgt Ion: 106 Resp: 129352  
 Ion Ratio Lower Upper  
 106 100  
 91 315.6 193.6 451.6

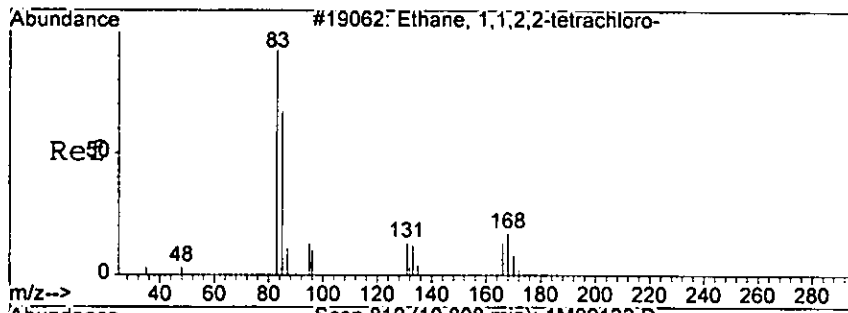


Abundance Ion 106.00 (105.70 to 106.70): 1M0913  
 Ion 91.00 (90.70 to 91.70): 1M09132.D

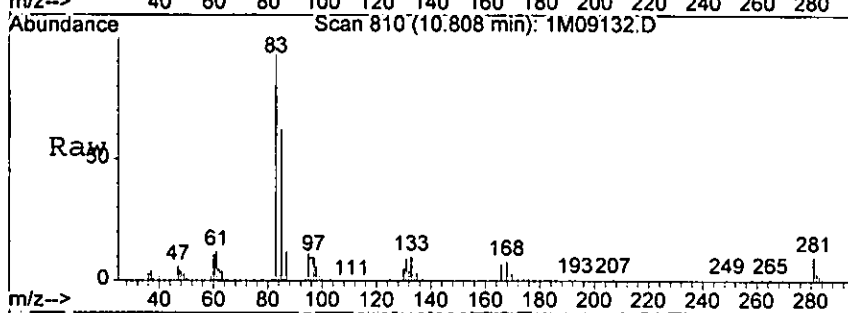


hair



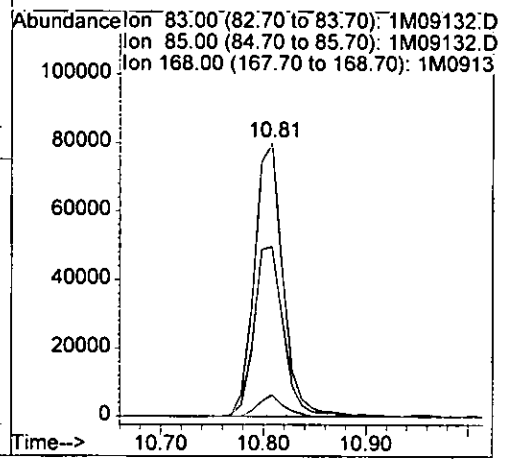
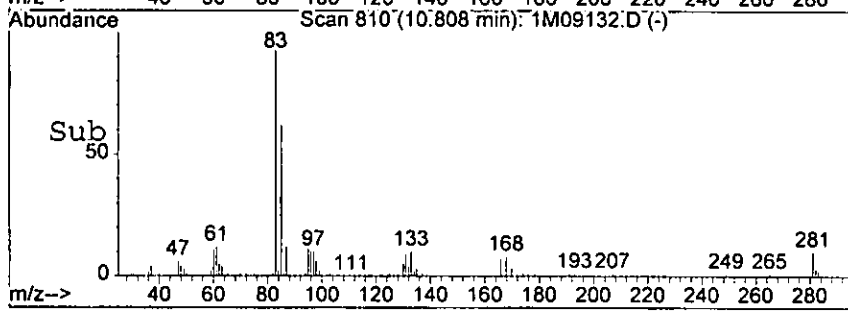


#57  
 1,1,2,2-Tetrachloroethane  
 Concen: 57.93 ug/l  
 RT: 10.81 min Scan# 810  
 Delta R.T. -0.02 min  
 Lab File: 1M09132.D  
 Acq: 9 Sep 2005 20:08



Tgt Ion: 83 Resp: 155839

Ion	Ratio	Lower	Upper
83	100		
85	62.0	26.9	106.9
168	8.0	0.0	26.4



*harr*

# Form1

## ORGANICS VOLATILE REPORT

0303

Sample Number: AC19506-007  
 Client Id: PCTP62 (0.5)  
 Data File: 2M07796.D  
 Analysis Date: 09/09/05 17:02  
 Date Rec/Extracted: 09/09/05-NA

Matrix: Soil  
 Initial Vol: 5g  
 Final Vol: NA  
 Dilution: 1  
 Solids: 90

Units: mg/Kg

Cas #	Compound	RL	Conc	Cas #	Compound	RL	Conc
71-55-6	1,1,1-Trichloroethane	0.00051	U	56-23-5	Carbon Tetrachloride	0.0010	U
79-34-5	1,1,2,2-Tetrachloroethane	0.00030	U	108-90-7	Chlorobenzene	0.00022	U
79-00-5	1,1,2-Trichloroethane	0.00037	U	75-00-3	Chloroethane	0.00081	U
75-34-3	1,1-Dichloroethane	0.00052	U	67-66-3	Chloroform	0.00028	U
75-35-4	1,1-Dichloroethene	0.00034	U	74-87-3	Chloromethane	0.00091	U
107-06-2	1,2-Dichloroethane	0.00025	U	156-59-2	cis-1,2-Dichloroethene	0.00040	U
78-87-5	1,2-Dichloropropane	0.00063	U	10061-01-5	cis-1,3-Dichloropropene	0.00033	U
78-93-3	2-Butanone	0.00083	U	124-48-1	Dibromochloromethane	0.00069	U
110-75-8	2-Chloroethylvinylether	0.00034	U	100-41-4	Ethylbenzene	0.00075	U
591-78-6	2-Hexanone	0.00050	U	1330-20-7	m&p-Xylenes	0.00090	U
108-10-1	4-Methyl-2-Pentanone	0.00040	U	<b>75-09-2</b>	<b>Methylene Chloride</b>	<b>0.00070</b>	<b>0.0095 B</b>
67-64-1	Acetone	0.0038	U	95-47-6	o-Xylene	0.00019	U
107-02-8	Acrolein	0.0040	U	100-42-5	Styrene	0.00017	U
107-13-1	Acrylonitrile	0.0012	U	127-18-4	Tetrachloroethene	0.00045	U
71-43-2	Benzene	0.00027	U	108-88-3	Toluene	0.00020	U
75-27-4	Bromodichloromethane	0.00050	U	156-60-5	trans-1,2-Dichloroethene	0.00058	U
75-25-2	Bromoform	0.00058	U	10061-02-6	trans-1,3-Dichloropropene	0.00041	U
74-83-9	Bromomethane	0.00051	U	79-01-6	Trichloroethene	0.00053	U
75-15-0	Carbon Disulfide	0.00057	U	75-01-4	Vinyl Chloride	0.00068	U

Worksheet #: 19381

**Total Target Concentration 0.0095**

*U - Indicates the compound was analyzed but not detected.  
 B - Indicates the analyte was found in the blank as well as in the sample.  
 E - Indicates the analyte concentration exceeds the calibration range of the instrument.*

*R - Retention Time Out  
 J - Indicates an estimated value when a compound is detected at less than the specified detection limit.*

Data File : G:\GcMsData\2005\Gcms\_2\Data\09-09-05\2M07796.D Vial: 12  
 Acq On : 9 Sep 2005 17:02 Operator: DB  
 Sample : AC19506-007 Inst : GCMS\_2  
 Misc : S,5G Multiplr: 1.00  
 MS Integration Params: RTEINT.P  
 Quant Time: Sep 15 10:03 2005

Quant Results File: 2M\_S0907.RES

Quant Method : G:\GCMSDATA\2005\GCMS\_2\METHODS\2M\_S0907.M (RTE Integrator)  
 Title : @GCMS\_2,ug,624,8260  
 Last Update : Wed Sep 07 13:33:44 2005  
 Response via : Initial Calibration  
 DataAcq Meth : 2M\_R8260

Internal Standards	R.T.	QIon	Response	Conc	Units	Dev (Min)
1) Fluorobenzene	7.28	96	202000	30.00	ug/l	0.00
39) Chlorobenzene-d5	10.08	117	165574	30.00	ug/l	0.00
54) 1,4-Dichlorobenzene-d4	11.89	152	82434	30.00	ug/l	0.00
System Monitoring Compounds						
27) Dibromofluoromethane	6.50	111	80694	34.17	ug/l	0.00
Spiked Amount	30.000		Recovery	=	113.90%	
28) 1,2-Dichloroethane-d4	6.89	102	10424	33.64	ug/l	0.00
Spiked Amount	30.000		Recovery	=	112.13%	
50) Toluene-d8	8.85	100	140328	29.64	ug/l	0.00
Spiked Amount	30.000		Recovery	=	98.80%	
58) Bromofluorobenzene	11.01	174	68823	27.75	ug/l	0.00
Spiked Amount	30.000		Recovery	=	92.50%	
Target Compounds						
8) Methylene Chloride	4.01	84	17161m	8.52	ug/l	Qvalue

*heart*


(#) = qualifier out of range (m) = manual integration

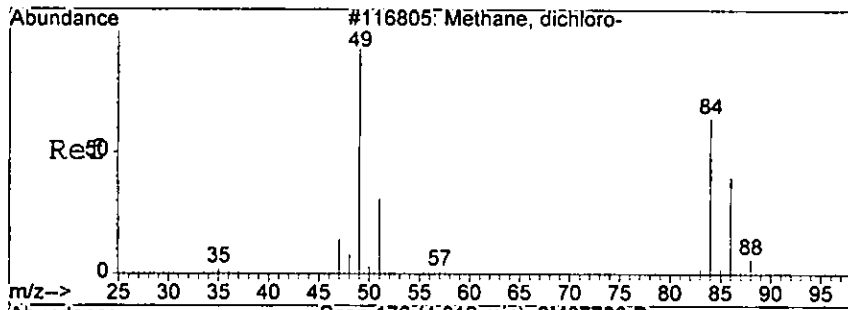
Quantitation Report

Data File : G:\GcMsData\2005\Gcms\_2\Data\09-09-05\2M07796.D Vial: 5438  
Acq On : 9 Sep 2005 17:02 Operator: DB  
Sample : AC19506-007 Inst : GCMS\_2  
Misc : S,5G Multiplr: 1.00  
MS Integration Params: RTEINT.P  
Quant Time: Sep 15 10:03 2005

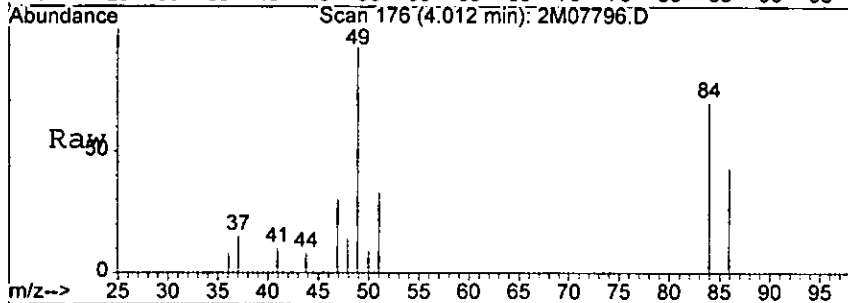
Quant Results File: 2M\_S0907.RES

Method : G:\GCMSDATA\2005\GCMS\_2\METHODS\2M\_S0907.M (RTE Integrator)  
Title : @GCMS\_2,ug,624,8260  
Last Update : Wed Sep 07 13:31:20 2005  
Response via : Initial Calibration



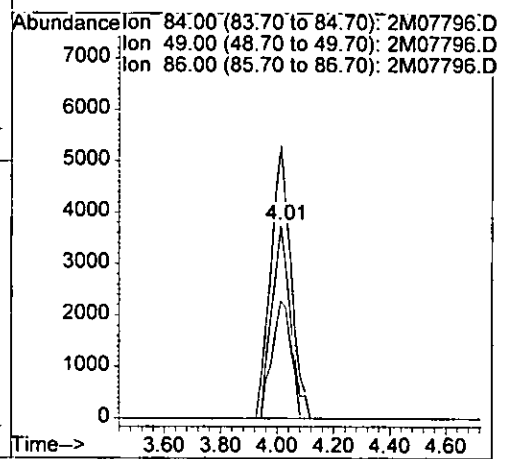
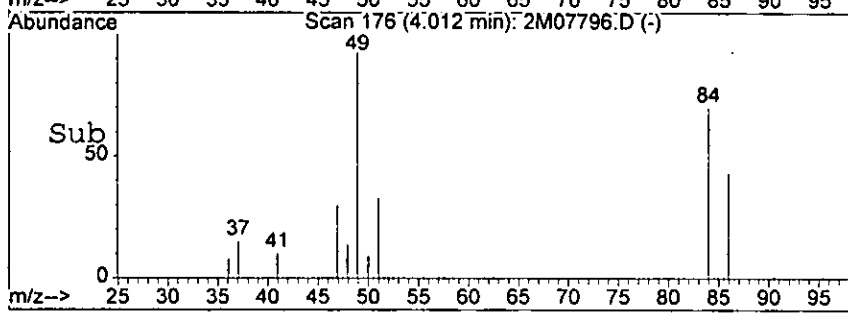


#8  
 Methylene Chloride  
 Concen: 8.52 ug/l m  
 RT: 4.01 min Scan# 176  
 Delta R.T. -0.04 min  
 Lab File: 2M07796.D  
 Acq: 9 Sep 2005 17:02



Tgt Ion: 84 Resp: 17161

Ion	Ratio	Lower	Upper
84	100		
49	142.2	61.4	141.4#
86	60.8	26.7	106.7



*handwritten*

# Form1

## ORGANICS VOLATILE REPORT

0307

Sample Number: AC19506-008  
 Client Id: PCTP62 (10.5)  
 Data File: 1M09131.D  
 Analysis Date: 09/09/05 19:21  
 Date Rec/Extracted: 09/09/05-NA

Matrix: Soil  
 Initial Vol: 5g  
 Final Vol: NA  
 Dilution: 1  
 Solids: 60

Units: mg/Kg

Cas #	Compound	RL	Conc	Cas #	Compound	RL	Conc
71-55-6	1,1,1-Trichloroethane	0.00042	U	56-23-5	Carbon Tetrachloride	0.0014	U
79-34-5	1,1,2,2-Tetrachloroethane	0.00096	U	108-90-7	Chlorobenzene	0.00084	U
79-00-5	1,1,2-Trichloroethane	0.00093	U	75-00-3	Chloroethane	0.0017	U
75-34-3	1,1-Dichloroethane	0.0013	U	67-66-3	Chloroform	0.00076	U
75-35-4	1,1-Dichloroethene	0.00067	U	74-87-3	Chloromethane	0.0013	U
107-06-2	1,2-Dichloroethane	0.00065	U	156-59-2	cis-1,2-Dichloroethene	0.00079	U
78-87-5	1,2-Dichloropropane	0.00094	U	10061-01-5	cis-1,3-Dichloropropene	0.00076	U
78-93-3	2-Butanone	0.0013	U	124-48-1	Dibromochloromethane	0.00093	U
110-75-8	2-Chloroethylvinylether	0.0013	U	100-41-4	Ethylbenzene	0.0012	U
591-78-6	2-Hexanone	0.00079	U	1330-20-7	m&p-Xylenes	0.0018	U
108-10-1	4-Methyl-2-Pentanone	0.0012	U	<b>75-09-2</b>	<b>Methylene Chloride</b>	<b>0.0024</b>	<b>0.011 B</b>
<b>67-64-1</b>	<b>Acetone</b>	<b>0.0089</b>	<b>0.12</b>	95-47-6	o-Xylene	0.00078	U
107-02-8	Acrolein	0.0055	U	100-42-5	Styrene	0.0010	U
107-13-1	Acrylonitrile	0.0011	U	127-18-4	Tetrachloroethene	0.0015	U
71-43-2	Benzene	0.00085	U	108-88-3	Toluene	0.0013	U
75-27-4	Bromodichloromethane	0.00069	U	156-60-5	trans-1,2-Dichloroethene	0.00053	U
75-25-2	Bromoform	0.0012	U	10061-02-6	trans-1,3-Dichloropropene	0.00096	U
74-83-9	Bromomethane	0.0016	U	79-01-6	Trichloroethene	0.0010	U
75-15-0	Carbon Disulfide	0.0011	U	75-01-4	Vinyl Chloride	0.0012	U

Worksheet #: 19409

**Total Target Concentration 0.131**

*U - Indicates the compound was analyzed but not detected.  
 B - Indicates the analyte was found in the blank as well as in the sample.  
 E - Indicates the analyte concentration exceeds the calibration range of the instrument.*

*R - Retention Time Out  
 J - Indicates an estimated value when a compound is detected at less than the specified detection limit.*

Data File : G:\GcMsData\2005\GCMS\_1\DATA\09-0905\1M09131.D Vial: 6  
 Acq On : 9 Sep 2005 19:21 Operator: WP  
 Sample : AC19506-008 Inst : GCMS\_1  
 Misc : S,5G Multiplr: 1.00  
 MS Integration Params: RTEINT.P  
 Quant Time: Sep 15 10:04 2005

Quant Results File: 1M\_S0906.RES

Quant Method : G:\GCMSDATA\2005\GCMS\_1\METHODS\1M\_S0906.M (RTE Integrator)  
 Title : @GCMS\_1,ug,624,8260  
 Last Update : Wed Sep 07 14:06:34 2005  
 Response via : Initial Calibration  
 DataAcq Meth : M\_8260A

Internal Standards	R.T.	QIon	Response	Conc	Units	Dev (Min)
1) Fluorobenzene	6.94	96	223333	30.00	ug/l	-0.04
39) Chlorobenzene-d5	9.80	117	187719	30.00	ug/l	-0.03
54) 1,4-Dichlorobenzene-d4	11.59	152	116783	30.00	ug/l	-0.02
System Monitoring Compounds						
27) Dibromofluoromethane	6.10	111	71466	35.48	ug/l	-0.04
Spiked Amount	30.000		Recovery	=	118.27%	
28) 1,2-Dichloroethane-d4	6.53	67	38577	34.31	ug/l	-0.04
Spiked Amount	30.000		Recovery	=	114.37%	
50) Toluene-d8	8.56	98	240750	27.67	ug/l	-0.03
Spiked Amount	30.000		Recovery	=	92.23%	
58) Bromofluorobenzene	10.72	174	79077	26.79	ug/l	-0.02
Spiked Amount	30.000		Recovery	=	89.30%	
Target Compounds						
8) Methylene Chloride	3.58	84	8170	6.88	ug/l	94
12) Acetone	3.07	43	36715m	74.28	ug/l	

*hair*

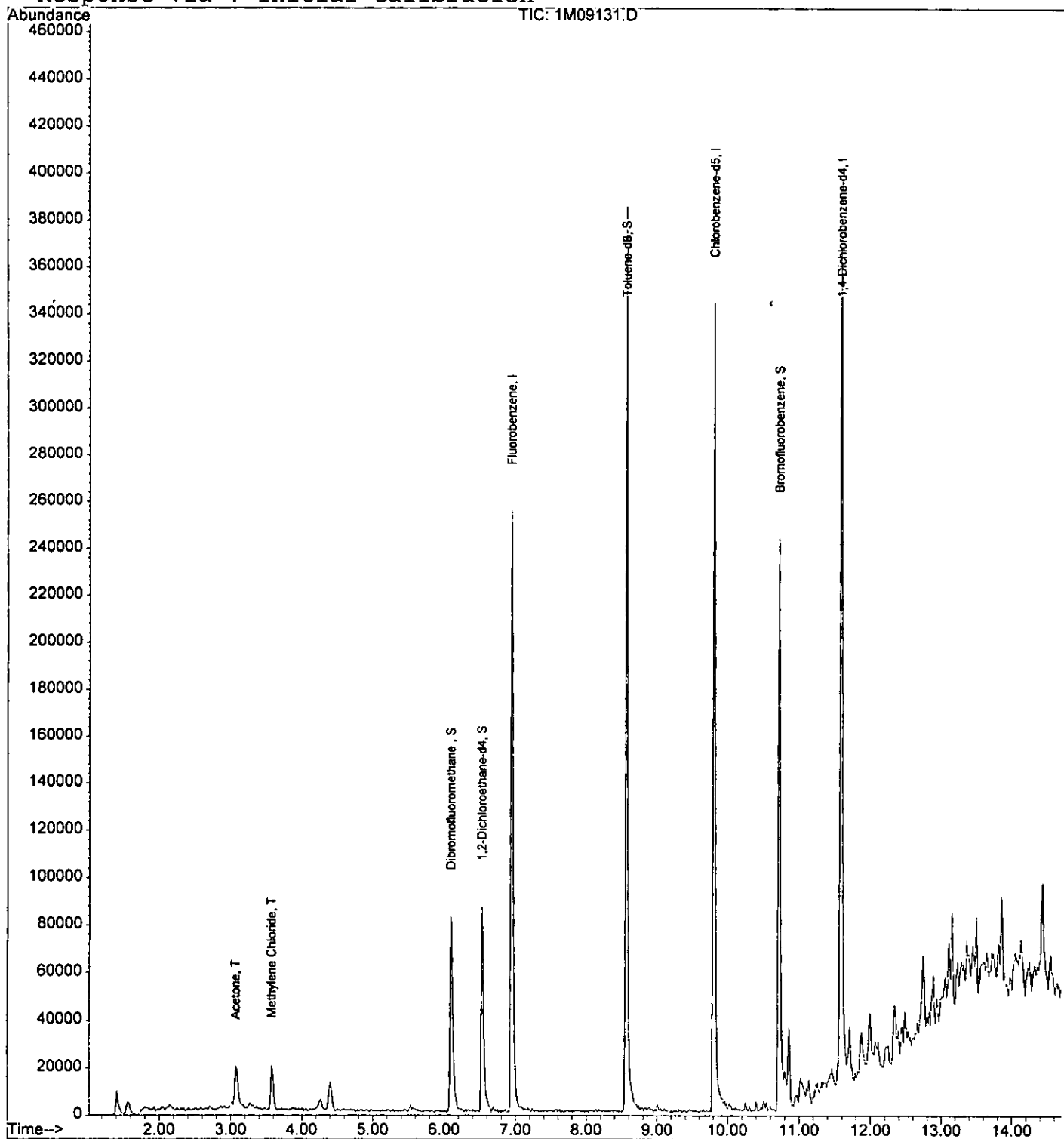
(#) = qualifier out of range (m) = manual integration

Quantitation Report

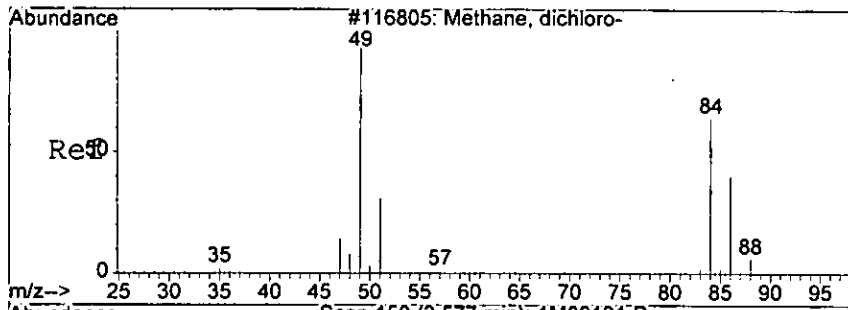
Data File : G:\GcMsData\2005\GCMS\_1\DATA\09-0905\1M09131.D Vial: 6  
Acq On : 9 Sep 2005 19:21 Operator: WP  
Sample : AC19506-008 Inst : GCMS\_1  
Misc : S,5G Multiplr: 1.00  
MS Integration Params: RTEINT.P  
Quant Time: Sep 15 10:04 2005

Quant Results File: 1M\_S0906.RES

Method : G:\GCMSDATA\2005\GCMS\_1\METHODS\1M\_S0906.M (RTE Integrator)  
Title : @GCMS\_1,ug,624,8260  
Last Update : Wed Sep 07 14:06:34 2005  
Response via : Initial Calibration

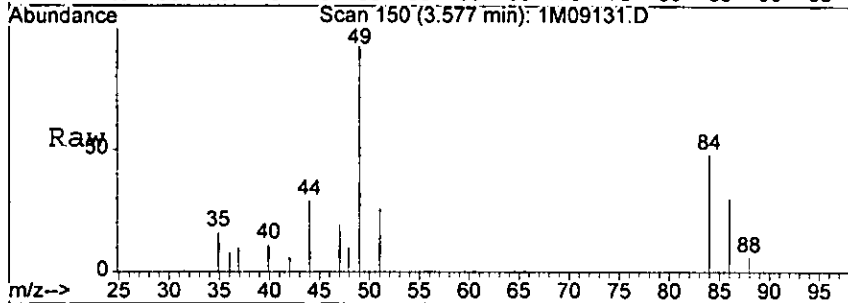






#8  
 Methylene Chloride  
 Concen: 6.88 ug/l  
 RT: 3.58 min Scan# 150  
 Delta R.T. -0.05 min  
 Lab File: 1M09131.D  
 Acq: 9 Sep 2005 19:21

Tgt Ion:	84	Resp:	8170
Ion Ratio	Lower	Upper	
84	100		
49	207.1	132.2	308.4
86	61.9	37.3	87.1

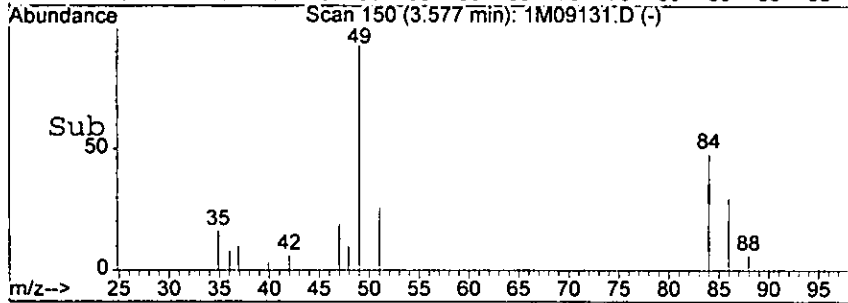
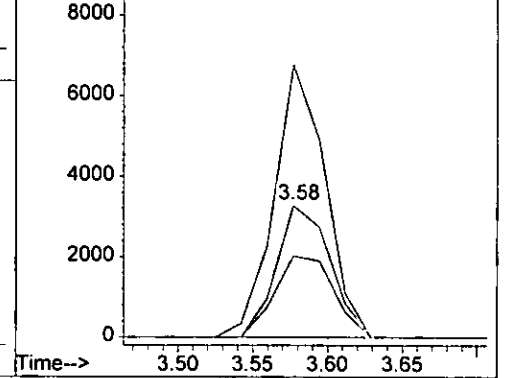


Abundance

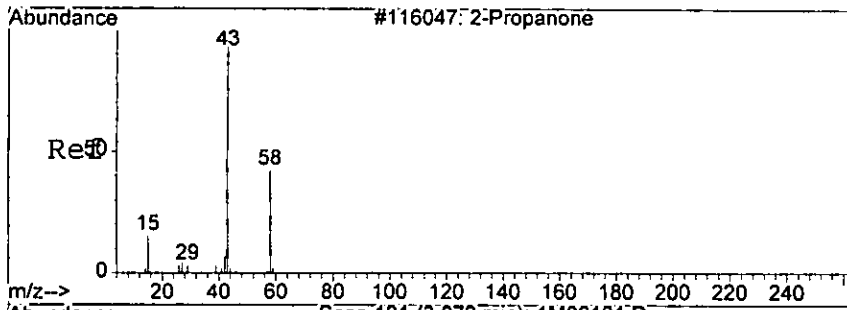
Ion 84.00 (83.70 to 84.70): 1M09131.D

Ion 49.00 (48.70 to 49.70): 1M09131.D

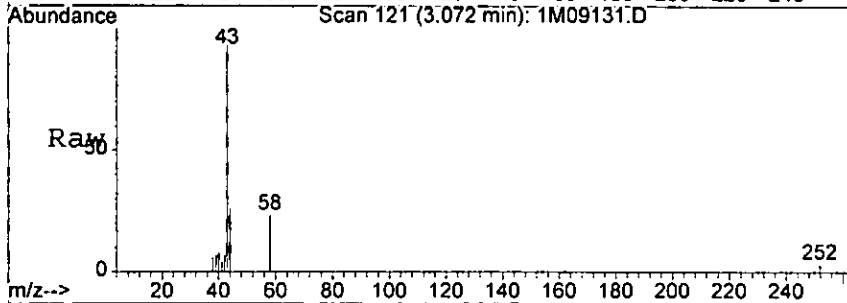
Ion 86.00 (85.70 to 86.70): 1M09131.D



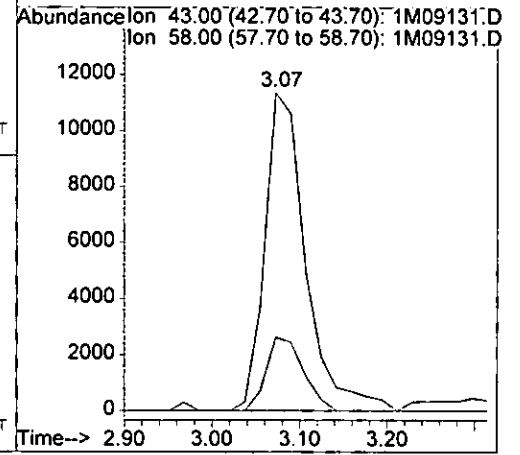
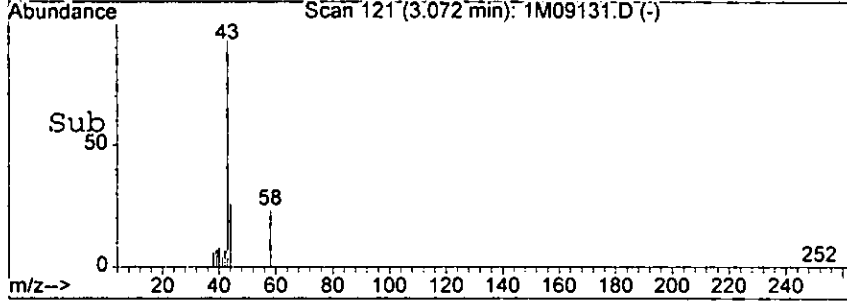
*hair*



#12  
 Acetone  
 Concen: 74.28 ug/l m  
 RT: 3.07 min Scan# 121  
 Delta R.T. -0.05 min  
 Lab File: 1M09131.D  
 Acq: 9 Sep 2005 19:21



Tgt Ion: 43 Resp: 36715  
 Ion Ratio Lower Upper  
 43 100  
 58 23.1 0.0 55.0



*Handwritten signature*

# Form1

## ORGANICS VOLATILE REPORT

0312

Sample Number: AC19506-009  
 Client Id: PCTP63 (0.5)  
 Data File: 2M07797.D  
 Analysis Date: 09/09/05 17:28  
 Date Rec/Extracted: 09/09/05-NA

Matrix: Soil  
 Initial Vol: 5g  
 Final Vol: NA  
 Dilution: 1  
 Solids: 95

Units: mg/Kg

Cas #	Compound	RL	Conc	Cas #	Compound	RL	Conc
71-55-6	1,1,1-Trichloroethane	0.00048	U	56-23-5	Carbon Tetrachloride	0.00096	U
79-34-5	1,1,2,2-Tetrachloroethane	0.00028	U	108-90-7	Chlorobenzene	0.00021	U
79-00-5	1,1,2-Trichloroethane	0.00035	U	75-00-3	Chloroethane	0.00077	U
75-34-3	1,1-Dichloroethane	0.00049	U	67-66-3	Chloroform	0.00027	U
75-35-4	1,1-Dichloroethene	0.00032	U	74-87-3	Chloromethane	0.00087	U
107-06-2	1,2-Dichloroethane	0.00024	U	156-59-2	cis-1,2-Dichloroethene	0.00038	U
78-87-5	1,2-Dichloropropane	0.00060	U	10061-01-5	cis-1,3-Dichloropropene	0.00032	U
78-93-3	2-Butanone	0.00079	U	124-48-1	Dibromochloromethane	0.00066	U
110-75-8	2-Chloroethylvinylether	0.00032	U	100-41-4	Ethylbenzene	0.00071	U
591-78-6	2-Hexanone	0.00048	U	1330-20-7	m&p-Xylenes	0.00085	U
108-10-1	4-Methyl-2-Pentanone	0.00038	U	75-09-2	<b>Methylene Chloride</b>	<b>0.00066</b>	<b>0.0078 B</b>
67-64-1	Acetone	0.0036	U	95-47-6	o-Xylene	0.00018	U
107-02-8	Acrolein	0.0038	U	100-42-5	Styrene	0.00016	U
107-13-1	Acrylonitrile	0.0011	U	127-18-4	Tetrachloroethene	0.00043	U
71-43-2	Benzene	0.00026	U	108-88-3	Toluene	0.00019	U
75-27-4	Bromodichloromethane	0.00048	U	156-60-5	trans-1,2-Dichloroethene	0.00055	U
75-25-2	Bromoform	0.00055	U	10061-02-6	trans-1,3-Dichloropropene	0.00039	U
74-83-9	Bromomethane	0.00049	U	79-01-6	Trichloroethene	0.00050	U
75-15-0	Carbon Disulfide	0.00054	U	75-01-4	Vinyl Chloride	0.00065	U

Worksheet #: 19381

**Total Target Concentration 0.0078**

*U - Indicates the compound was analyzed but not detected.  
 B - Indicates the analyte was found in the blank as well as in the sample.  
 E - Indicates the analyte concentration exceeds the calibration range of the instrument.*

*R - Retention Time Out  
 J - Indicates an estimated value when a compound is detected at less than the specified detection limit.*

Data File : G:\GcMsData\2005\Gcms\_2\Data\09-09-05\2M07797.D Vial: 3  
 Acq On : 9 Sep 2005 17:28 Operator: DB  
 Sample : AC19506-009 Inst : GCMS\_2  
 Misc : S,5G Multiplr: 1.00  
 MS Integration Params: RTEINT.P  
 Quant Time: Sep 15 10:04 2005

Quant Results File: 2M\_S0907.RES

Quant Method : G:\GCMSDATA\2005\GCMS\_2\METHODS\2M\_S0907.M (RTE Integrator)  
 Title : @GCMS\_2,ug,624,8260  
 Last Update : Wed Sep 07 13:33:44 2005  
 Response via : Initial Calibration  
 DataAcq Meth : 2M\_R8260

Internal Standards	R.T.	QIon	Response	Conc	Units	Dev (Min)
1) Fluorobenzene	7.27	96	176743	30.00	ug/l	0.00
39) Chlorobenzene-d5	10.08	117	133440	30.00	ug/l	0.00
54) 1,4-Dichlorobenzene-d4	11.89	152	62079	30.00	ug/l	0.00
System Monitoring Compounds						
27) Dibromofluoromethane	6.49	111	68418	33.11	ug/l	-0.02
Spiked Amount						
						Recovery = 110.37%
28) 1,2-Dichloroethane-d4	6.89	102	8916	32.88	ug/l	0.00
Spiked Amount						
						Recovery = 109.60%
50) Toluene-d8	8.85	100	113037	29.62	ug/l	0.00
Spiked Amount						
						Recovery = 98.73%
58) Bromofluorobenzene	11.01	174	57842	30.97	ug/l	0.00
Spiked Amount						
						Recovery = 103.23%
Target Compounds						
8) Methylene Chloride	3.99	84	12990m	7.37	ug/l	Qvalue

*handwritten mark*


-----  
 (#) = qualifier out of range (m) = manual integration

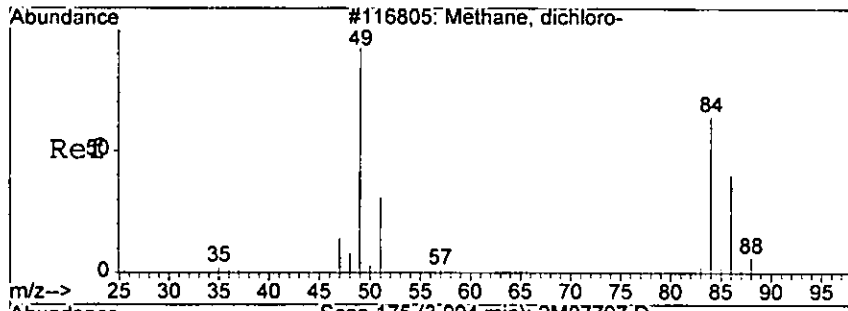
Quantitation Report

Data File : G:\GcMsData\2005\Gcms\_2\Data\09-09-05\2M07797.D Vial: 13  
Acq On : 9 Sep 2005 17:28 Operator: DB  
Sample : AC19506-009 Inst : GCMS\_2  
Misc : S,5G Multiplr: 1.00  
MS Integration Params: RTEINT.P  
Quant Time: Sep 15 10:04 2005

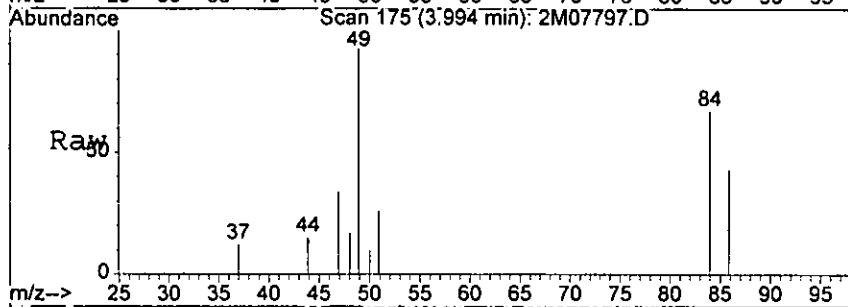
Quant Results File: 2M\_S0907.RES

Method : G:\GCMSDATA\2005\GCMS\_2\METHODS\2M\_S0907.M (RTE Integrator)  
Title : @GCMS\_2,ug,624,8260  
Last Update : Wed Sep 07 13:31:20 2005  
Response via : Initial Calibration



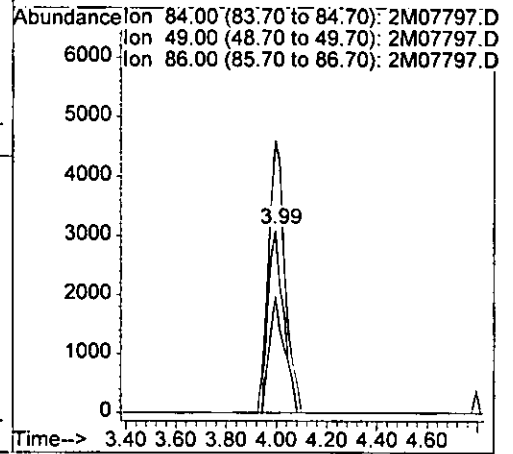
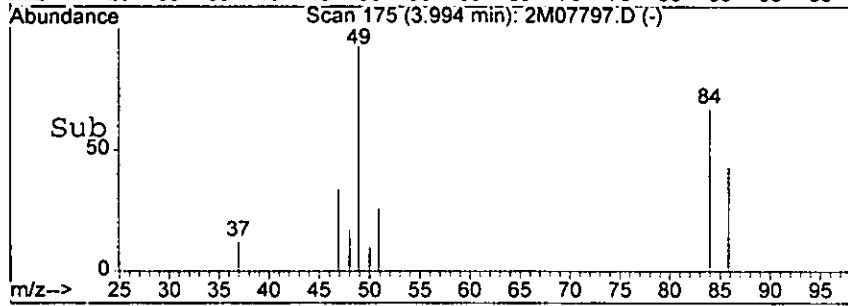


#8  
 Methylene Chloride  
 Concen: 7.37 ug/l m  
 RT: 3.99 min Scan# 175  
 Delta R.T. -0.05 min  
 Lab File: 2M07797.D  
 Acq: 9 Sep 2005 17:28



Tgt Ion: 84 Resp: 12990

Ion	Ratio	Lower	Upper
84	100		
49	149.0	61.4	141.4#
86	64.0	26.7	106.7



*later*

## Form1

## ORGANICS VOLATILE REPORT

0316

Sample Number: AC19506-010  
 Client Id: PCTP63 (10.5)  
 Data File: 2M07798.D  
 Analysis Date: 09/09/05 17:54  
 Date Rec/Extracted: 09/09/05-NA

Matrix: Soil  
 Initial Vol: 5g  
 Final Vol: NA  
 Dilution: 1  
 Solids: 72

Units: mg/Kg

Cas #	Compound	RL	Conc	Cas #	Compound	RL	Conc
71-55-6	1,1,1-Trichloroethane	0.00064	U	56-23-5	Carbon Tetrachloride	0.0013	U
79-34-5	1,1,2,2-Tetrachloroethane	0.00037	U	108-90-7	Chlorobenzene	0.00027	U
79-00-5	1,1,2-Trichloroethane	0.00046	U	75-00-3	Chloroethane	0.0010	U
75-34-3	1,1-Dichloroethane	0.00065	U	67-66-3	Chloroform	0.00035	U
75-35-4	1,1-Dichloroethene	0.00043	U	74-87-3	Chloromethane	0.0011	U
107-06-2	1,2-Dichloroethane	0.00032	U	156-59-2	cis-1,2-Dichloroethene	0.00050	U
78-87-5	1,2-Dichloropropane	0.00079	U	10061-01-5	cis-1,3-Dichloropropene	0.00042	U
78-93-3	2-Butanone	0.0010	U	124-48-1	Dibromochloromethane	0.00087	U
110-75-8	2-Chloroethylvinylether	0.00042	U	100-41-4	Ethylbenzene	0.00094	U
591-78-6	2-Hexanone	0.00063	U	1330-20-7	m&p-Xylenes	0.0011	U
108-10-1	4-Methyl-2-Pentanone	0.00050	U	75-09-2	Methylene Chloride	0.00088	0.015 B
67-64-1	Acetone	0.0048	U	95-47-6	o-Xylene	0.00024	U
107-02-8	Acrolein	0.0051	U	100-42-5	Styrene	0.00021	U
107-13-1	Acrylonitrile	0.0015	U	127-18-4	Tetrachloroethene	0.00057	U
71-43-2	Benzene	0.00034	U	108-88-3	Toluene	0.00025	U
75-27-4	Bromodichloromethane	0.00063	U	156-60-5	trans-1,2-Dichloroethene	0.00072	U
75-25-2	Bromoform	0.00073	U	10061-02-6	trans-1,3-Dichloropropene	0.00052	U
74-83-9	Bromomethane	0.00064	U	79-01-6	Trichloroethene	0.00066	U
75-15-0	Carbon Disulfide	0.00071	U	75-01-4	Vinyl Chloride	0.00086	U

Worksheet #: 19381

Total Target Concentration 0.015

U - Indicates the compound was analyzed but not detected.  
 B - Indicates the analyte was found in the blank as well as in the sample.  
 E - Indicates the analyte concentration exceeds the calibration range of the instrument.

R - Retention Time Out  
 J - Indicates an estimated value when a compound is detected at less than the specified detection limit.

Data File : G:\GcMsData\2005\Gcms\_2\Data\09-09-05\2M07798.D Vial: 7  
 Acq On : 9 Sep 2005 17:54 Operator: DB  
 Sample : AC19506-010 Inst : GCMS\_2  
 Misc : S,5G Multiplr: 1.00  
 MS Integration Params: RTEINT.P  
 Quant Time: Sep 15 10:04 2005

Quant Results File: 2M\_S0907.RES

Quant Method : G:\GCMSDATA\2005\GCMS\_2\METHODS\2M\_S0907.M (RTE Integrator)  
 Title : @GCMS\_2,ug,624,8260  
 Last Update : Wed Sep 07 13:33:44 2005  
 Response via : Initial Calibration  
 DataAcq Meth : 2M\_R8260

Internal Standards	R.T.	QIon	Response	Conc	Units	Dev (Min)
1) Fluorobenzene	7.27	96	211858	30.00	ug/l	0.00
39) Chlorobenzene-d5	10.07	117	172472	30.00	ug/l	-0.02
54) 1,4-Dichlorobenzene-d4	11.88	152	75758	30.00	ug/l	0.00
System Monitoring Compounds						
27) Dibromofluoromethane	6.49	111	79146	31.96	ug/l	-0.02
Spiked Amount	30.000		Recovery	=	106.53%	
28) 1,2-Dichloroethane-d4	6.89	102	9379	28.86	ug/l	0.00
Spiked Amount	30.000		Recovery	=	96.20%	
50) Toluene-d8	8.84	100	144753	29.35	ug/l	0.00
Spiked Amount	30.000		Recovery	=	97.83%	
58) Bromofluorobenzene	11.00	174	70297	30.84	ug/l	0.00
Spiked Amount	30.000		Recovery	=	102.80%	
Target Compounds						
8) Methylene Chloride	3.99	84	22202	10.51	ug/l	Qvalue 76

*hair*

-----  
 (#) = qualifier out of range (m) = manual integration




Quantitation Report

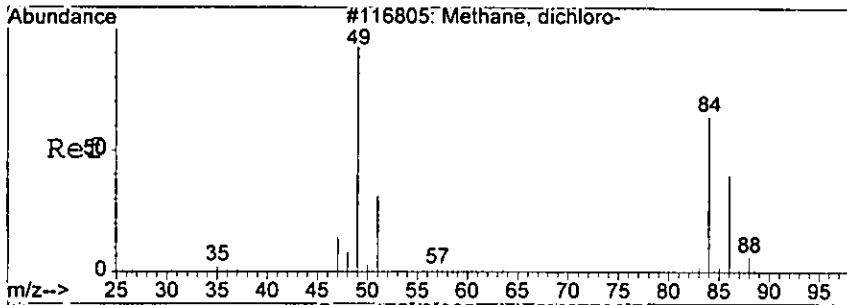
Data File : G:\GcMsData\2005\Gcms\_2\Data\09-09-05\2M07798.D  
Acq On : 9 Sep 2005 17:54  
Sample : AC19506-010  
Misc : S,5G  
MS Integration Params: RTEINT.P  
Quant Time: Sep 15 10:04 2005

Vial: 814  
Operator: DB  
Inst : GCMS\_2  
Multiplr: 1.00

Quant Results File: 2M\_S0907.RES

Method : G:\GCMSDATA\2005\GCMS\_2\METHODS\2M\_S0907.M (RTE Integrator)  
Title : @GCMS\_2,ug,624,8260  
Last Update : Wed Sep 07 13:31:20 2005  
Response via : Initial Calibration



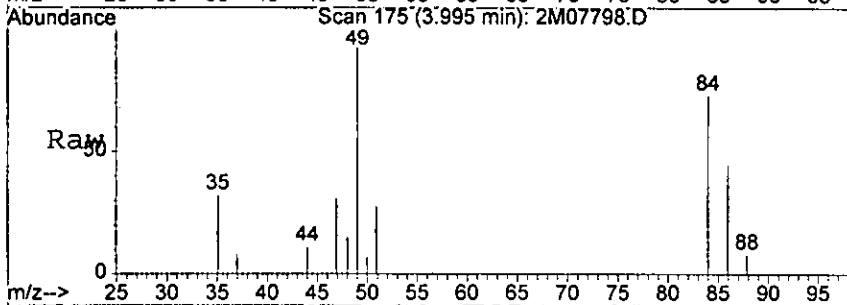


#8  
 Methylene Chloride  
 Concen: 10.51 ug/l  
 RT: 3.99 min Scan# 175  
 Delta R.T. -0.05 min  
 Lab File: 2M07798.D  
 Acq: 9 Sep 2005 17:54

0319

Tgt Ion: 84 Resp: 22202

Ion	Ratio	Lower	Upper
84	100		
49	137.3	61.4	141.4
86	61.3	26.7	106.7

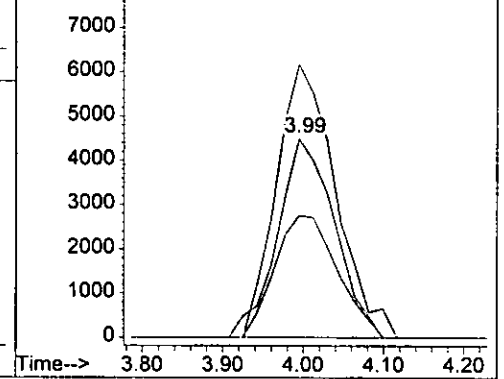
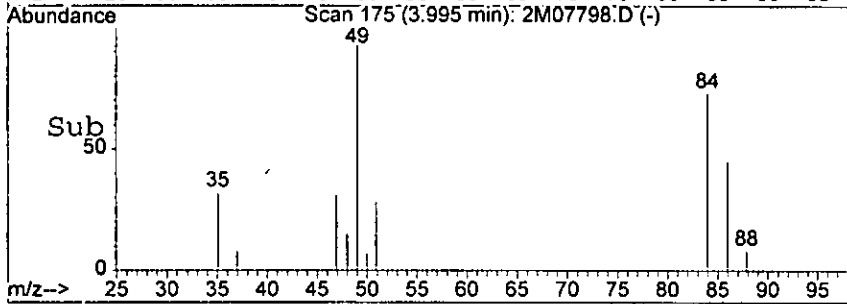


Abundance

Ion 84.00 (83.70 to 84.70): 2M07798.D

Ion 49.00 (48.70 to 49.70): 2M07798.D

Ion 86.00 (85.70 to 86.70): 2M07798.D



*Went*

# Form1

## ORGANICS VOLATILE REPORT

0320

Sample Number: AC19506-011  
 Client Id: PCTP73 (0.5)  
 Data File: 2M07799.D  
 Analysis Date: 09/09/05 18:20  
 Date Rec/Extracted: 09/09/05-NA

Matrix: Soil  
 Initial Vol: 5g  
 Final Vol: NA  
 Dilution: 1  
 Solids: 90

Units: mg/Kg

Cas #	Compound	RL	Conc	Cas #	Compound	RL	Conc
71-55-6	1,1,1-Trichloroethane	0.00051	U	56-23-5	Carbon Tetrachloride	0.0010	U
79-34-5	1,1,2,2-Tetrachloroethane	0.00030	U	108-90-7	Chlorobenzene	0.00022	U
79-00-5	1,1,2-Trichloroethane	0.00037	U	75-00-3	Chloroethane	0.00081	U
75-34-3	1,1-Dichloroethane	0.00052	U	67-66-3	Chloroform	0.00028	U
75-35-4	1,1-Dichloroethene	0.00034	U	74-87-3	Chloromethane	0.00091	U
107-06-2	1,2-Dichloroethane	0.00025	U	156-59-2	cis-1,2-Dichloroethene	0.00040	U
78-87-5	1,2-Dichloropropane	0.00063	U	10061-01-5	cis-1,3-Dichloropropene	0.00033	U
78-93-3	2-Butanone	0.00083	U	124-48-1	Dibromochloromethane	0.00069	U
110-75-8	2-Chloroethylvinylether	0.00034	U	100-41-4	Ethylbenzene	0.00075	U
591-78-6	2-Hexanone	0.00050	U	1330-20-7	m&p-Xylenes	0.00090	U
108-10-1	4-Methyl-2-Pentanone	0.00040	U	75-09-2	Methylene Chloride	0.00070	0.010 B
67-64-1	Acetone	0.0038	U	95-47-6	o-Xylene	0.00019	U
107-02-8	Acrolein	0.0040	U	100-42-5	Styrene	0.00017	U
107-13-1	Acrylonitrile	0.0012	U	127-18-4	Tetrachloroethene	0.00045	U
71-43-2	Benzene	0.00027	U	108-88-3	Toluene	0.00020	U
75-27-4	Bromodichloromethane	0.00050	U	156-60-5	trans-1,2-Dichloroethene	0.00058	U
75-25-2	Bromoform	0.00058	U	10061-02-6	trans-1,3-Dichloropropene	0.00041	U
74-83-9	Bromomethane	0.00051	U	79-01-6	Trichloroethene	0.00053	U
75-15-0	Carbon Disulfide	0.00057	U	75-01-4	Vinyl Chloride	0.00068	U

Worksheet #: 19381

**Total Target Concentration 0.01**

*U - Indicates the compound was analyzed but not detected.  
 B - Indicates the analyte was found in the blank as well as in the sample.  
 E - Indicates the analyte concentration exceeds the calibration range of the instrument.*

*R - Retention Time Out  
 J - Indicates an estimated value when a compound is detected at less than the specified detection limit.*

Data File : G:\GcMsData\2005\Gcms\_2\Data\09-09-05\2M07799.D Vial: 219  
 Acq On : 9 Sep 2005 18:20 Operator: DB  
 Sample : AC19506-011 Inst : GCMS\_2  
 Misc : S,5G Multiplr: 1.00  
 MS Integration Params: RTEINT.P  
 Quant Time: Sep 15 10:05 2005

Quant Results File: 2M\_S0907.RES

Quant Method : G:\GCMSDATA\2005\GCMS\_2\METHODS\2M\_S0907.M (RTE Integrator)  
 Title : @GCMS\_2,ug,624,8260  
 Last Update : Wed Sep 07 13:33:44 2005  
 Response via : Initial Calibration  
 DataAcq Meth : 2M\_R8260

Internal Standards	R.T.	QIon	Response	Conc	Units	Dev(Min)
1) Fluorobenzene	7.27	96	178316	30.00	ug/l	0.00
39) Chlorobenzene-d5	10.07	117	143861	30.00	ug/l	-0.02
54) 1,4-Dichlorobenzene-d4	11.88	152	67178	30.00	ug/l	0.00
<b>System Monitoring Compounds</b>						
27) Dibromofluoromethane	6.47	111	69997	33.58	ug/l	-0.03
Spiked Amount	30.000		Recovery	=	111.93%	
28) 1,2-Dichloroethane-d4	6.88	102	8191	29.94	ug/l	-0.02
Spiked Amount	30.000		Recovery	=	99.80%	
50) Toluene-d8	8.84	100	118061	28.70	ug/l	0.00
Spiked Amount	30.000		Recovery	=	95.67%	
58) Bromofluorobenzene	11.00	174	63896	31.61	ug/l	0.00
Spiked Amount	30.000		Recovery	=	105.37%	
<b>Target Compounds</b>						
8) Methylene Chloride	3.98	84	16428	9.24	ug/l	Qvalue 74

*hair*


-----  
 (#) = qualifier out of range (m) = manual integration

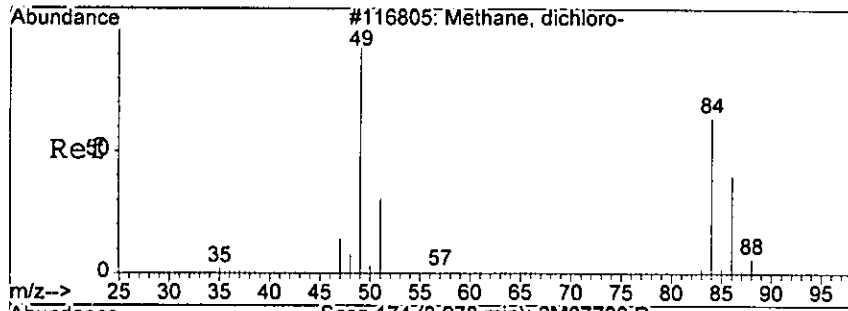
Quantitation Report

Data File : G:\GcMsData\2005\Gcms\_2\Data\09-09-05\2M07799.D Vial: 215  
Acq On : 9 Sep 2005 18:20 Operator: DB  
Sample : AC19506-011 Inst : GCMS\_2  
Misc : S,5G Multiplr: 1.00  
MS Integration Params: RTEINT.P  
Quant Time: Sep 15 10:05 2005

Quant Results File: 2M\_S0907.RES

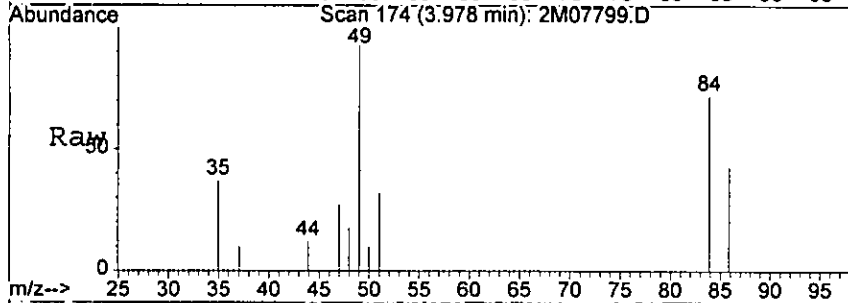
Method : G:\GCMSDATA\2005\GCMS\_2\METHODS\2M\_S0907.M (RTE Integrator)  
Title : @GCMS\_2,ug,624,8260  
Last Update : Wed Sep 07 13:31:20 2005  
Response via : Initial Calibration



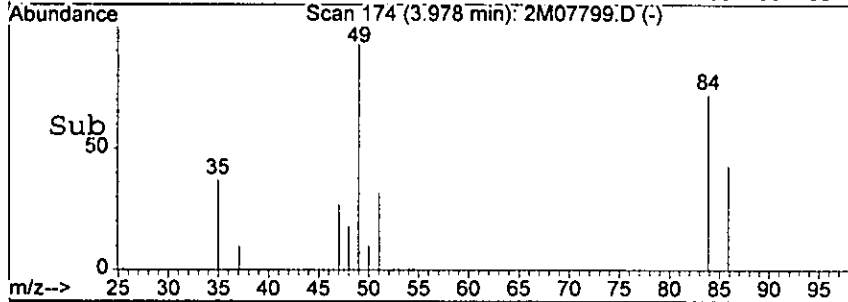
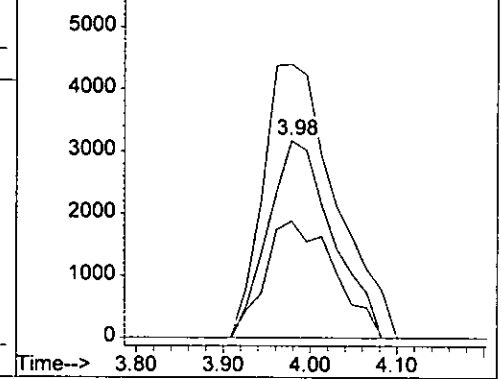


#8  
 Methylene Chloride  
 Concen: 9.24 ug/l  
 RT: 3.98 min Scan# 174  
 Delta R.T. -0.07 min  
 Lab File: 2M07799.D  
 Acq: 9 Sep 2005 18:20

Tgt Ion:	84	Resp:	16428
Ion Ratio	Lower	Upper	
84	100		
49	138.7	61.4	141.4
86	59.3	26.7	106.7



Abundance Ion 84.00 (83.70 to 84.70): 2M07799.D  
 6000 Ion 49.00 (48.70 to 49.70): 2M07799.D  
 Ion 86.00 (85.70 to 86.70): 2M07799.D



*Warr*

# Form1

## ORGANICS VOLATILE REPORT

0324

Sample Number: AC19506-012  
 Client Id: PCTP73 (9.5)  
 Data File: 2M07800.D  
 Analysis Date: 09/09/05 18:46  
 Date Rec/Extracted: 09/09/05-NA

Matrix: Soil  
 Initial Vol: 5g  
 Final Vol: NA  
 Dilution: 1  
 Solids: 79

Units: mg/Kg

Cas #	Compound	RL	Conc	Cas #	Compound	RL	Conc
71-55-6	1,1,1-Trichloroethane	0.00058	U	56-23-5	Carbon Tetrachloride	0.0012	U
79-34-5	1,1,2,2-Tetrachloroethane	0.00034	U	108-90-7	Chlorobenzene	0.00025	U
79-00-5	1,1,2-Trichloroethane	0.00042	U	75-00-3	Chloroethane	0.00093	U
75-34-3	1,1-Dichloroethane	0.00059	U	67-66-3	Chloroform	0.00032	U
75-35-4	1,1-Dichloroethene	0.00039	U	74-87-3	Chloromethane	0.0010	U
107-06-2	1,2-Dichloroethane	0.00029	U	156-59-2	cis-1,2-Dichloroethene	0.00045	U
78-87-5	1,2-Dichloropropane	0.00072	U	10061-01-5	cis-1,3-Dichloropropene	0.00038	U
78-93-3	2-Butanone	0.00095	U	124-48-1	Dibromochloromethane	0.00079	U
110-75-8	2-Chloroethylvinylether	0.00038	U	100-41-4	Ethylbenzene	0.00085	U
591-78-6	2-Hexanone	0.00057	U	1330-20-7	m&p-Xylenes	0.0010	U
108-10-1	4-Methyl-2-Pentanone	0.00046	U	<b>75-09-2</b>	<b>Methylene Chloride</b>	<b>0.00080</b>	<b>0.012 B</b>
67-64-1	Acetone	0.0043	U	95-47-6	o-Xylene	0.00022	U
107-02-8	Acrolein	0.0046	U	100-42-5	Styrene	0.00019	U
107-13-1	Acrylonitrile	0.0014	U	127-18-4	Tetrachloroethene	0.00052	U
71-43-2	Benzene	0.00031	U	108-88-3	Toluene	0.00023	U
75-27-4	Bromodichloromethane	0.00058	U	156-60-5	trans-1,2-Dichloroethene	0.00066	U
75-25-2	Bromoform	0.00066	U	10061-02-6	trans-1,3-Dichloropropene	0.00047	U
74-83-9	Bromomethane	0.00059	U	79-01-6	Trichloroethene	0.00060	U
75-15-0	Carbon Disulfide	0.00065	U	75-01-4	Vinyl Chloride	0.00078	U

Worksheet #: 19381

**Total Target Concentration 0.012**

*U - Indicates the compound was analyzed but not detected.  
 B - Indicates the analyte was found in the blank as well as in the sample.  
 E - Indicates the analyte concentration exceeds the calibration range of the instrument.*

*R - Retention Time Out  
 J - Indicates an estimated value when a compound is detected at less than the specified detection limit.*

Data File : G:\GcMsData\2005\Gcms\_2\Data\09-09-05\2M07800.D Vial: 16  
 Acq On : 9 Sep 2005 18:46 Operator: DB  
 Sample : AC19506-012 Inst : GCMS\_2  
 Misc : S,5G Multiplr: 1.00  
 MS Integration Params: RTEINT.P  
 Quant Time: Sep 15 10:05 2005

Quant Results File: 2M\_S0907.RES

Quant Method : G:\GCMSDATA\2005\GCMS\_2\METHODS\2M\_S0907.M (RTE Integrator)  
 Title : @GCMS\_2,ug,624,8260  
 Last Update : Wed Sep 07 13:33:44 2005  
 Response via : Initial Calibration  
 DataAcq Meth : 2M\_R8260

Internal Standards	R.T.	QIon	Response	Conc	Units	Dev (Min)
1) Fluorobenzene	7.27	96	184921	30.00	ug/l	0.00
39) Chlorobenzene-d5	10.07	117	143301	30.00	ug/l	-0.02
54) 1,4-Dichlorobenzene-d4	11.88	152	61224	30.00	ug/l	0.00
System Monitoring Compounds						
27) Dibromofluoromethane	6.48	111	74681	34.55	ug/l	-0.03
Spiked Amount	30.000		Recovery	=	115.17%	
28) 1,2-Dichloroethane-d4	6.88	102	8673	30.57	ug/l	-0.02
Spiked Amount	30.000		Recovery	=	101.90%	
50) Toluene-d8	8.84	100	118819	29.00	ug/l	0.00
Spiked Amount	30.000		Recovery	=	96.67%	
58) Bromofluorobenzene	11.00	174	60255	32.71	ug/l	0.00
Spiked Amount	30.000		Recovery	=	109.03%	
Target Compounds						
8) Methylene Chloride	3.99	84	17405m	9.44	ug/l	Qvalue

*Went*

-----  
 (#) = qualifier out of range (m) = manual integration




Quantitation Report

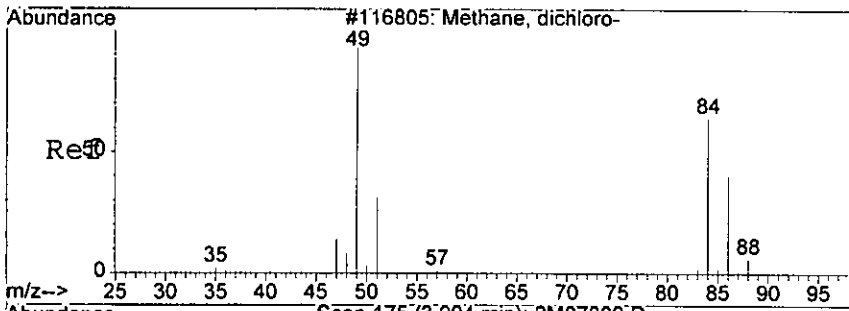
Data File : G:\GcMsData\2005\Gcms\_2\Data\09-09-05\2M07800.D  
Acq On : 9 Sep 2005 18:46  
Sample : AC19506-012  
Misc : S,5G  
MS Integration Params: RTEINT.P  
Quant Time: Sep 15 10:05 2005

Vial: 106  
Operator: DB  
Inst : GCMS\_2  
Multiplr: 1.00

Quant Results File: 2M\_S0907.RES

Method : G:\GCMSDATA\2005\GCMS\_2\METHODS\2M\_S0907.M (RTE Integrator)  
Title : @GCMS\_2,ug,624,8260  
Last Update : Wed Sep 07 13:31:20 2005  
Response via : Initial Calibration



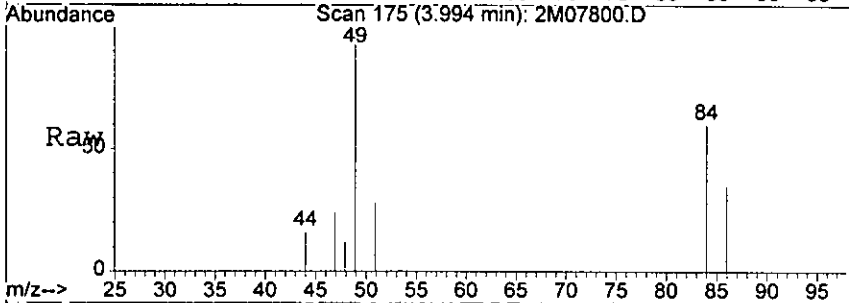


#8  
 Methylene Chloride  
 Concn: 9.44 ug/l m  
 RT: 3.99 min Scan# 175  
 Delta R.T. -0.05 min  
 Lab File: 2M07800.D  
 Acq: 9 Sep 2005 18:46

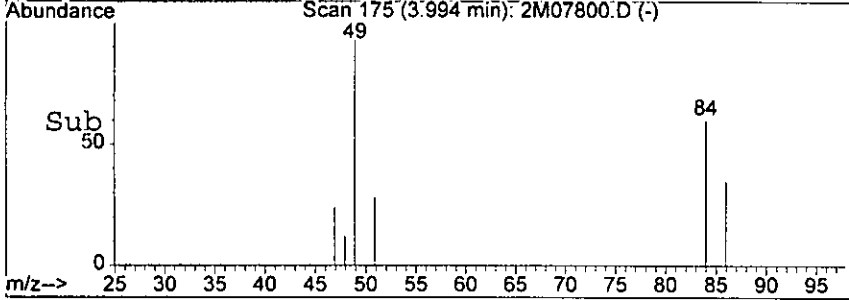
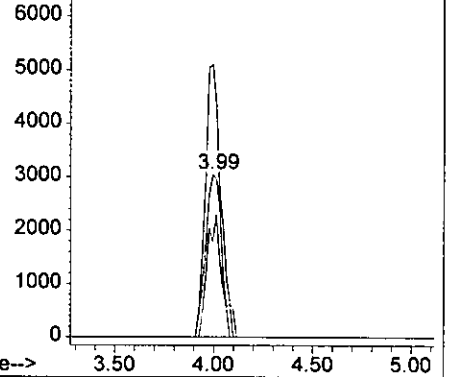
8327

Tgt Ion: 84 Resp: 17405

Ion	Ratio	Lower	Upper
84	100		
49	168.1	61.4	141.4#
86	59.1	26.7	106.7



Abundance Ion 84.00 (83.70 to 84.70): 2M07800.D  
 Ion 49.00 (48.70 to 49.70): 2M07800.D  
 Ion 86.00 (85.70 to 86.70): 2M07800.D



*wait*

**Form1**

ORGANICS VOLATILE REPORT

19381

Sample Number: AC19506-013  
 Client Id: PCTP72 (0.5)  
 Data File: 2M07801.D  
 Analysis Date: 09/09/05 19:12  
 Date Rec/Extracted: 09/09/05-NA

Matrix: Soil  
 Initial Vol: 5g  
 Final Vol: NA  
 Dilution: 1  
 Solids: 88

Units: mg/Kg

Cas #	Compound	RL	Conc	Cas #	Compound	RL	Conc
71-55-6	1,1,1-Trichloroethane	0.00052	U	56-23-5	Carbon Tetrachloride	0.0010	U
79-34-5	1,1,2,2-Tetrachloroethane	0.00031	U	108-90-7	Chlorobenzene	0.00022	U
79-00-5	1,1,2-Trichloroethane	0.00038	U	75-00-3	Chloroethane	0.00083	U
75-34-3	1,1-Dichloroethane	0.00053	U	67-66-3	Chloroform	0.00029	U
75-35-4	1,1-Dichloroethene	0.00035	U	74-87-3	Chloromethane	0.00094	U
107-06-2	1,2-Dichloroethane	0.00026	U	156-59-2	cis-1,2-Dichloroethene	0.00041	U
78-87-5	1,2-Dichloropropane	0.00065	U	10061-01-5	cis-1,3-Dichloropropene	0.00034	U
78-93-3	2-Butanone	0.00085	U	124-48-1	Dibromochloromethane	0.00071	U
110-75-8	2-Chloroethylvinylether	0.00034	U	100-41-4	Ethylbenzene	0.00077	U
591-78-6	2-Hexanone	0.00051	U	1330-20-7	m&p-Xylenes	0.00092	U
108-10-1	4-Methyl-2-Pentanone	0.00041	U	75-09-2	Methylene Chloride	0.00072	0.0091 B
67-64-1	Acetone	0.0039	U	95-47-6	o-Xylene	0.00020	U
107-02-8	Acrolein	0.0041	U	100-42-5	Styrene	0.00017	U
107-13-1	Acrylonitrile	0.0012	U	127-18-4	Tetrachloroethene	0.00047	U
71-43-2	Benzene	0.00028	U	108-88-3	Toluene	0.00021	U
75-27-4	Bromodichloromethane	0.00052	U	156-60-5	trans-1,2-Dichloroethene	0.00059	U
75-25-2	Bromoform	0.00060	U	10061-02-6	trans-1,3-Dichloropropene	0.00042	U
74-83-9	Bromomethane	0.00053	U	79-01-6	Trichloroethene	0.00054	U
75-15-0	Carbon Disulfide	0.00058	U	75-01-4	Vinyl Chloride	0.00070	U

Worksheet #: 19381

**Total Target Concentration 0.0091**

U - Indicates the compound was analyzed but not detected.  
 B - Indicates the analyte was found in the blank as well as in the sample.  
 E - Indicates the analyte concentration exceeds the calibration range of the instrument.

R - Retention Time Out  
 J - Indicates an estimated value when a compound is detected at less than the specified detection limit.

Data File : G:\GcMsData\2005\Gcms\_2\Data\09-09-05\2M07801.D Vial: 147  
 Acq On : 9 Sep 2005 19:12 Operator: DB  
 Sample : AC19506-013 Inst : GCMS\_2  
 Misc : S,5G Multiplr: 1.00  
 MS Integration Params: RTEINT.P  
 Quant Time: Sep 15 10:05 2005

Quant Results File: 2M\_S0907.RES

Quant Method : G:\GCMSDATA\2005\GCMS\_2\METHODS\2M\_S0907.M (RTE Integrator)  
 Title : @GCMS\_2,ug,624,8260  
 Last Update : Wed Sep 07 13:33:44 2005  
 Response via : Initial Calibration  
 DataAcq Meth : 2M\_R8260

Internal Standards	R.T.	QIon	Response	Conc	Units	Dev (Min)
1) Fluorobenzene	7.28	96	204762	30.00	ug/l	0.00
39) Chlorobenzene-d5	10.08	117	165966	30.00	ug/l	0.00
54) 1,4-Dichlorobenzene-d4	11.89	152	77458	30.00	ug/l	0.00
System Monitoring Compounds						
27) Dibromofluoromethane	6.48	111	80399	33.59	ug/l	-0.02
Spiked Amount	30.000		Recovery	=	111.97%	
28) 1,2-Dichloroethane-d4	6.90	102	8885	28.28	ug/l	0.00
Spiked Amount	30.000		Recovery	=	94.27%	
50) Toluene-d8	8.84	100	139555	29.40	ug/l	0.00
Spiked Amount	30.000		Recovery	=	98.00%	
58) Bromofluorobenzene	11.01	174	72031	30.91	ug/l	0.00
Spiked Amount	30.000		Recovery	=	103.03%	
Target Compounds						
8) Methylene Chloride	4.00	84	16285	7.98	ug/l	Qvalue 78

*hair*


-----  
 (#) = qualifier out of range (m) = manual integration

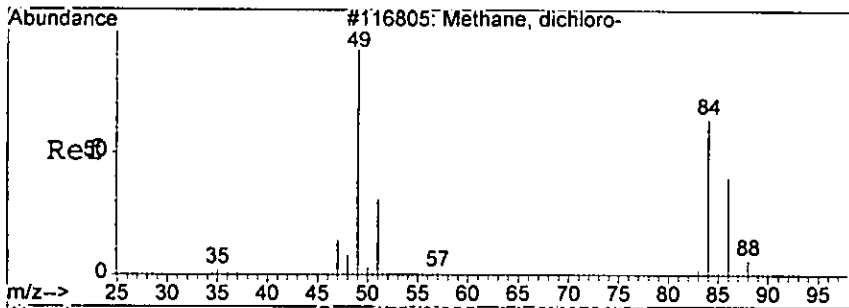
Quantitation Report

Data File : G:\GcMsData\2005\Gcms\_2\Data\09-09-05\2M07801.D Vial: 7  
Acq On : 9 Sep 2005 19:12 Operator: DB  
Sample : AC19506-013 Inst : GCMS\_2  
Misc : S,5G Multiplr: 1.00  
MS Integration Params: RTEINT.P  
Quant Time: Sep 15 10:05 2005

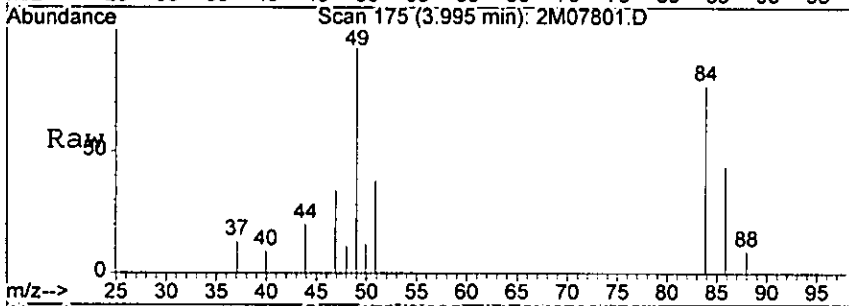
Quant Results File: 2M\_S0907.RES

Method : G:\GCMSDATA\2005\GCMS\_2\METHODS\2M\_S0907.M (RTE Integrator)  
Title : @GCMS\_2,ug,624,8260  
Last Update : Wed Sep 07 13:31:20 2005  
Response via : Initial Calibration



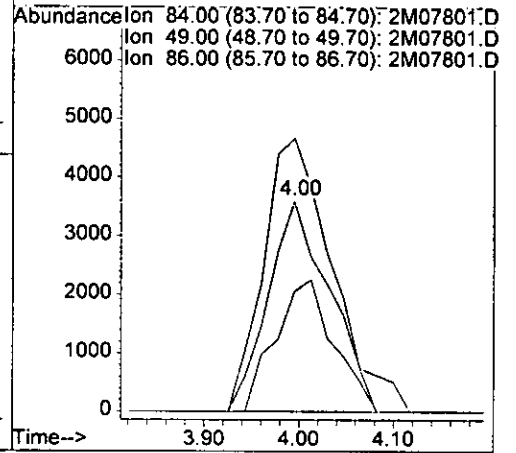
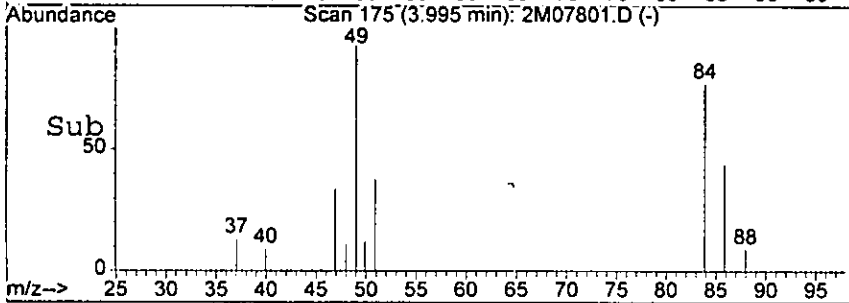


#8  
 Methylene Chloride  
 Concen: 7.98 ug/l  
 RT: 4.00 min Scan# 175  
 Delta R.T. -0.05 min  
 Lab File: 2M07801.D  
 Acq: 9 Sep 2005 19:12



Tgt Ion: 84 Resp: 16285

Ion	Ratio	Lower	Upper
84	100		
49	129.8	61.4	141.4
86	57.0	26.7	106.7



*handwritten signature*

# Form1

## ORGANICS VOLATILE REPORT

0332

Sample Number: AC19506-014  
 Client Id: PCTP72 (12)  
 Data File: 2M07802.D  
 Analysis Date: 09/09/05 19:38  
 Date Rec/Extracted: 09/09/05-NA

Matrix: Soil  
 Initial Vol: 5g  
 Final Vol: NA  
 Dilution: 1  
 Solids: 78

Units: mg/Kg

Cas #	Compound	RL	Conc	Cas #	Compound	RL	Conc
71-55-6	1,1,1-Trichloroethane	0.00059	U	56-23-5	Carbon Tetrachloride	0.0012	U
79-34-5	1,1,2,2-Tetrachloroethane	0.00035	U	108-90-7	Chlorobenzene	0.00025	U
79-00-5	1,1,2-Trichloroethane	0.00042	U	75-00-3	Chloroethane	0.00094	U
75-34-3	1,1-Dichloroethane	0.00060	U	67-66-3	Chloroform	0.00033	U
75-35-4	1,1-Dichloroethene	0.00039	U	74-87-3	Chloromethane	0.0011	U
107-06-2	1,2-Dichloroethane	0.00029	U	156-59-2	cis-1,2-Dichloroethene	0.00046	U
78-87-5	1,2-Dichloropropane	0.00073	U	10061-01-5	cis-1,3-Dichloropropene	0.00039	U
78-93-3	2-Butanone	0.00096	U	124-48-1	Dibromochloromethane	0.00080	U
110-75-8	2-Chloroethylvinylether	0.00039	U	100-41-4	Ethylbenzene	0.00086	U
591-78-6	2-Hexanone	0.00058	U	1330-20-7	m&p-Xylenes	0.0010	U
108-10-1	4-Methyl-2-Pentanone	0.00047	U	<b>75-09-2</b>	<b>Methylene Chloride</b>	<b>0.00081</b>	<b>0.011 B</b>
67-64-1	Acetone	0.0044	U	95-47-6	o-Xylene	0.00022	U
107-02-8	Acrolein	0.0047	U	100-42-5	Styrene	0.00020	U
107-13-1	Acrylonitrile	0.0014	U	127-18-4	Tetrachloroethene	0.00052	U
71-43-2	Benzene	0.00031	U	108-88-3	Toluene	0.00023	U
75-27-4	Bromodichloromethane	0.00058	U	156-60-5	trans-1,2-Dichloroethene	0.00067	U
75-25-2	Bromoform	0.00067	U	10061-02-6	trans-1,3-Dichloropropene	0.00048	U
74-83-9	Bromomethane	0.00059	U	79-01-6	Trichloroethene	0.00061	U
75-15-0	Carbon Disulfide	0.00066	U	75-01-4	Vinyl Chloride	0.00079	U

Worksheet #: 19381

**Total Target Concentration 0.011**

*U - Indicates the compound was analyzed but not detected.  
 B - Indicates the analyte was found in the blank as well as in the sample.  
 E - Indicates the analyte concentration exceeds the calibration range of the instrument.*

*R - Retention Time Out  
 J - Indicates an estimated value when a compound is detected at less than the specified detection limit.*

028

Data File : G:\GcMsData\2005\Gcms\_2\Data\09-09-05\2M07802.D Vial: 028  
 Acq On : 9 Sep 2005 19:38 Operator: DB  
 Sample : AC19506-014 Inst : GCMS\_2  
 Misc : S,5G Multiplr: 1.00  
 MS Integration Params: RTEINT.P  
 Quant Time: Sep 15 10:06 2005

Quant Results File: 2M\_S0907.RES

Quant Method : G:\GCMSDATA\2005\GCMS\_2\METHODS\2M\_S0907.M (RTE Integrator)  
 Title : @GCMS\_2,ug,624,8260  
 Last Update : Wed Sep 07 13:33:44 2005  
 Response via : Initial Calibration  
 DataAcq Meth : 2M\_R8260

Internal Standards	R.T.	QIon	Response	Conc	Units	Dev (Min)
1) Fluorobenzene	7.27	96	202996	30.00	ug/l	0.00
39) Chlorobenzene-d5	10.07	117	161811	30.00	ug/l	-0.02
54) 1,4-Dichlorobenzene-d4	11.88	152	72875	30.00	ug/l	0.00
<b>System Monitoring Compounds</b>						
27) Dibromofluoromethane	6.49	111	80067	33.74	ug/l	-0.02
Spiked Amount	30.000		Recovery	=	112.47%	
28) 1,2-Dichloroethane-d4	6.88	102	10102	32.44	ug/l	-0.02
Spiked Amount	30.000		Recovery	=	108.13%	
50) Toluene-d8	8.84	100	138810	30.00	ug/l	0.00
Spiked Amount	30.000		Recovery	=	100.00%	
58) Bromofluorobenzene	11.00	174	69054	31.50	ug/l	0.00
Spiked Amount	30.000		Recovery	=	105.00%	
<b>Target Compounds</b>						
8) Methylene Chloride	3.99	84	17139	8.47	ug/l	Qvalue 65

*Handwritten signature*

(#) = qualifier out of range (m) = manual integration




Quantitation Report

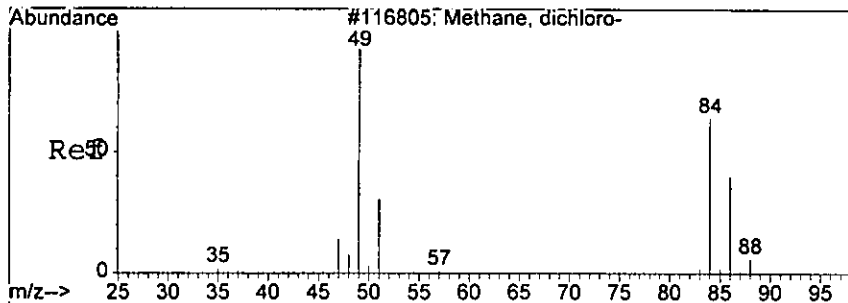
Data File : G:\GcMsData\2005\Gcms\_2\Data\09-09-05\2M07802.D  
Acq On : 9 Sep 2005 19:38  
Sample : AC19506-014  
Misc : S,5G  
MS Integration Params: RTEINT.P  
Quant Time: Sep 15 10:06 2005

Vial: 118  
Operator: DB  
Inst : GCMS\_2  
Multiplr: 1.00

Quant Results File: 2M\_S0907.RES

Method : G:\GCMSDATA\2005\GCMS\_2\METHODS\2M\_S0907.M (RTE Integrator)  
Title : @GCMS\_2,ug,624,8260  
Last Update : Wed Sep 07 13:31:20 2005  
Response via : Initial Calibration



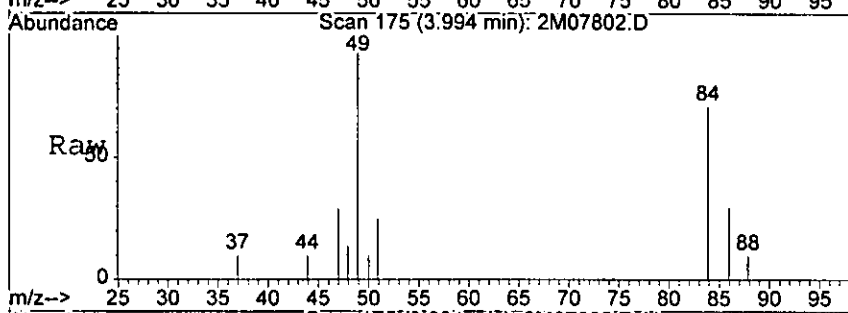


#8  
 Methylene Chloride  
 Concen: 8.47 ug/l  
 RT: 3.99 min Scan# 175  
 Delta R.T. -0.05 min  
 Lab File: 2M07802.D  
 Acq: 9 Sep 2005 19:38

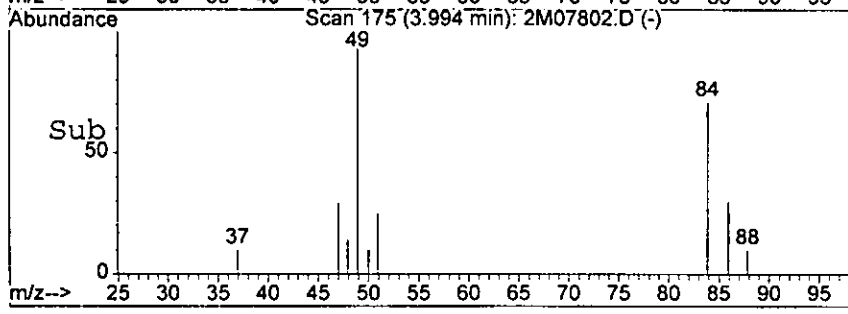
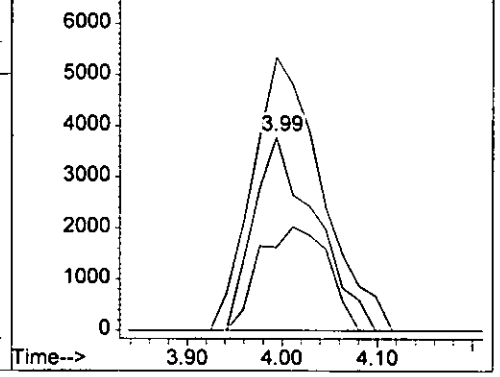
10335

Tgt Ion: 84 Resp: 17139

Ion	Ratio	Lower	Upper
84	100		
49	140.9	61.4	141.4
86	42.9	26.7	106.7



Abundance Ion 84.00 (83.70 to 84.70): 2M07802.D  
 Ion 49.00 (48.70 to 49.70): 2M07802.D  
 Ion 86.00 (85.70 to 86.70): 2M07802.D



*hair*

# Form1

## ORGANICS VOLATILE REPORT

0336

Sample Number: AC19506-015  
 Client Id: PCTP71 (0.5)  
 Data File: 1M09133.D  
 Analysis Date: 09/09/05 20:32  
 Date Rec/Extracted: 09/09/05-NA

Matrix: Soil  
 Initial Vol: 5g  
 Final Vol: NA  
 Dilution: 1  
 Solids: 97

Units: mg/Kg

Cas #	Compound	RL	Conc	Cas #	Compound	RL	Conc
71-55-6	1,1,1-Trichloroethane	0.00026	U	56-23-5	Carbon Tetrachloride	0.00087	U
79-34-5	1,1,2,2-Tetrachloroethane	0.00059	U	108-90-7	Chlorobenzene	0.00052	U
79-00-5	1,1,2-Trichloroethane	0.00058	U	75-00-3	Chloroethane	0.0011	U
75-34-3	1,1-Dichloroethane	0.00078	U	67-66-3	Chloroform	0.00047	U
75-35-4	1,1-Dichloroethene	0.00041	U	74-87-3	Chloromethane	0.00082	U
107-06-2	1,2-Dichloroethane	0.00040	U	156-59-2	cis-1,2-Dichloroethene	0.00049	U
78-87-5	1,2-Dichloropropane	0.00058	U	10061-01-5	cis-1,3-Dichloropropene	0.00047	U
78-93-3	2-Butanone	0.00080	U	124-48-1	Dibromochloromethane	0.00057	U
110-75-8	2-Chloroethylvinylether	0.00079	U	100-41-4	Ethylbenzene	0.00077	U
591-78-6	2-Hexanone	0.00049	U	1330-20-7	m&p-Xylenes	0.0011	U
108-10-1	4-Methyl-2-Pentanone	0.00074	U	75-09-2	Methylene Chloride	0.0015	0.0058 B
67-64-1	Acetone	0.0055	U	95-47-6	o-Xylene	0.00048	U
107-02-8	Acrolein	0.0034	U	100-42-5	Styrene	0.00064	U
107-13-1	Acrylonitrile	0.00067	U	127-18-4	Tetrachloroethene	0.00093	U
71-43-2	Benzene	0.00053	U	108-88-3	Toluene	0.00078	U
75-27-4	Bromodichloromethane	0.00043	U	156-60-5	trans-1,2-Dichloroethene	0.00033	U
75-25-2	Bromoform	0.00074	U	10061-02-6	trans-1,3-Dichloropropene	0.00059	U
74-83-9	Bromomethane	0.00096	U	79-01-6	Trichloroethene	0.00063	U
75-15-0	Carbon Disulfide	0.00067	U	75-01-4	Vinyl Chloride	0.00074	U

Worksheet #: 19409

**Total Target Concentration 0.0058**

*U - Indicates the compound was analyzed but not detected.  
 B - Indicates the analyte was found in the blank as well as in the sample.  
 E - Indicates the analyte concentration exceeds the calibration range of the instrument.*

*R - Retention Time Out  
 J - Indicates an estimated value when a compound is detected at less than the specified detection limit.*

Data File : G:\GcMsData\2005\GCMS\_1\DATA\09-0905\1M09133.D Vial: 7  
 Acq On : 9 Sep 2005 20:32 Operator: WP  
 Sample : AC19506-015 Inst : GCMS\_1  
 Misc : S,5G Multiplr: 1.00  
 MS Integration Params: RTEINT.P  
 Quant Time: Sep 15 10:06 2005

Quant Results File: 1M\_S0906.RES

Quant Method : G:\GCMSDATA\2005\GCMS\_1\METHODS\1M\_S0906.M (RTE Integrator)  
 Title : @GCMS\_1,ug,624,8260  
 Last Update : Wed Sep 07 14:06:34 2005  
 Response via : Initial Calibration  
 DataAcq Meth : M\_8260A

Internal Standards	R.T.	QIon	Response	Conc	Units	Dev (Min)
1) Fluorobenzene	6.94	96	225057	30.00	ug/l	-0.04
39) Chlorobenzene-d5	9.80	117	179226	30.00	ug/l	-0.03
54) 1,4-Dichlorobenzene-d4	11.59	152	99336	30.00	ug/l	-0.02
System Monitoring Compounds						
27) Dibromofluoromethane	6.10	111	71134	35.04	ug/l	-0.04
Spiked Amount						
						Recovery = 116.80%
28) 1,2-Dichloroethane-d4	6.53	67	39847	35.17	ug/l	-0.04
Spiked Amount						
						Recovery = 117.23%
50) Toluene-d8	8.56	98	231748	27.90	ug/l	-0.03
Spiked Amount						
						Recovery = 93.00%
58) Bromofluorobenzene	10.72	174	71480	28.47	ug/l	-0.02
Spiked Amount						
						Recovery = 94.90%
Target Compounds						
8) Methylene Chloride	3.59	84	6749	5.64	ug/l	Qvalue 65

*hair*

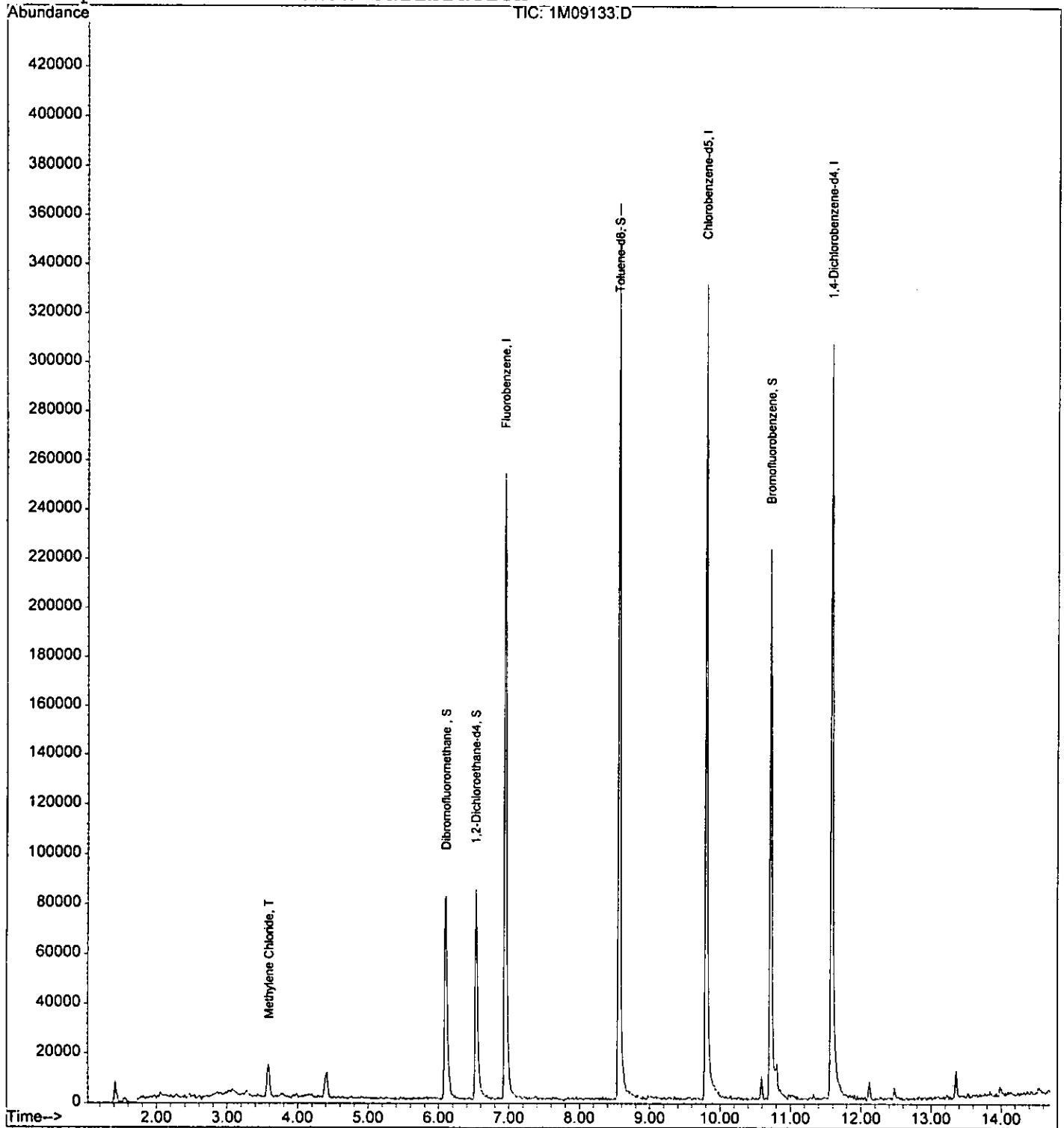
(#) = qualifier out of range (m) = manual integration

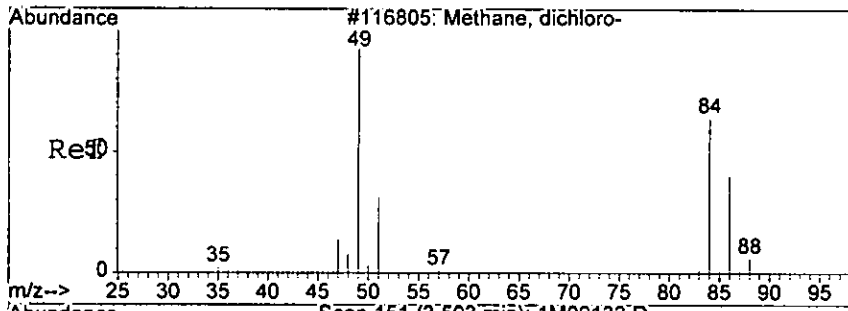
Quantitation Report

Data File : G:\GcMsData\2005\GCMS\_1\DATA\09-0905\1M09133.D Vial: 7  
Acq On : 9 Sep 2005 20:32 Operator: WP  
Sample : AC19506-015 Inst : GCMS\_1  
Misc : S,5G Multiplr: 1.00  
MS Integration Params: RTEINT.P  
Quant Time: Sep 15 10:06 2005

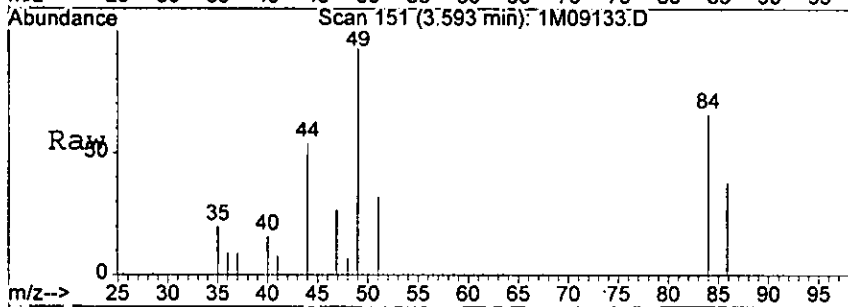
Quant Results File: 1M\_S0906.RES

Method : G:\GCMSDATA\2005\GCMS\_1\METHODS\1M\_S0906.M (RTE Integrator)  
Title : @GCMS\_1,ug,624,8260  
Last Update : Wed Sep 07 14:06:34 2005  
Response via : Initial Calibration



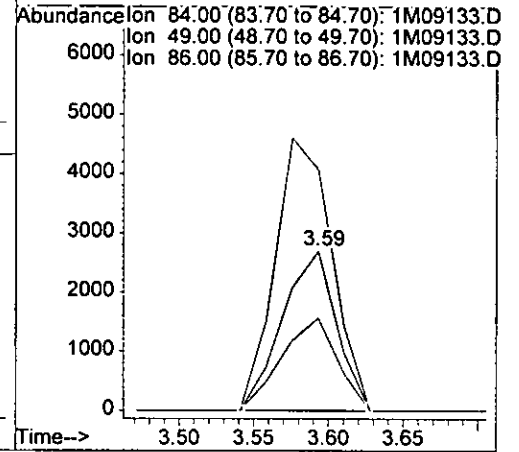
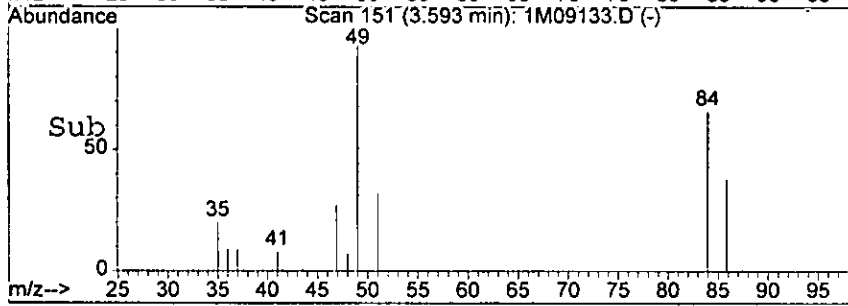


#8  
 Methylene Chloride  
 Concen: 5.64 ug/l  
 RT: 3.59 min Scan# 151  
 Delta R.T. -0.04 min  
 Lab File: 1M09133.D  
 Acq: 9 Sep 2005 20:32



Tgt Ion: 84 Resp: 6749

Ion	Ratio	Lower	Upper
84	100		
49	151.3	132.2	308.4
86	58.1	37.3	87.1



*Wasser*

**Form1**  
ORGANICS VOLATILE REPORT

Sample Number: AC19506-016  
Client Id: PCTP71 (17.5)  
Data File: 1M09134.D  
Analysis Date: 09/09/05 20:57  
Date Rec/Extracted: 09/09/05-NA

Matrix: Soil  
Initial Vol: 5g  
Final Vol: NA  
Dilution: 1  
Solids: 93

Units: mg/Kg

Cas #	Compound	RL	Conc	Cas #	Compound	RL	Conc
71-55-6	1,1,1-Trichloroethane	0.00027	U	56-23-5	Carbon Tetrachloride	0.00091	U
79-34-5	1,1,2,2-Tetrachloroethane	0.00062	U	108-90-7	Chlorobenzene	0.00054	U
79-00-5	1,1,2-Trichloroethane	0.00060	U	75-00-3	Chloroethane	0.0011	U
75-34-3	1,1-Dichloroethane	0.00081	U	67-66-3	Chloroform	0.00049	U
75-35-4	1,1-Dichloroethene	0.00043	U	74-87-3	Chloromethane	0.00085	U
107-06-2	1,2-Dichloroethane	0.00042	U	156-59-2	cis-1,2-Dichloroethene	0.00051	U
78-87-5	1,2-Dichloropropane	0.00061	U	10061-01-5	cis-1,3-Dichloropropene	0.00049	U
78-93-3	2-Butanone	0.00084	U	124-48-1	Dibromochloromethane	0.00060	U
110-75-8	2-Chloroethylvinylether	0.00083	U	100-41-4	Ethylbenzene	0.00080	U
591-78-6	2-Hexanone	0.00051	U	1330-20-7	m&p-Xylenes	0.0012	U
108-10-1	4-Methyl-2-Pentanone	0.00077	U	<b>75-09-2</b>	<b>Methylene Chloride</b>	<b>0.0016</b>	<b>0.012 B</b>
67-64-1	Acetone	0.0057	U	95-47-6	o-Xylene	0.00050	U
107-02-8	Acrolein	0.0036	U	100-42-5	Styrene	0.00067	U
107-13-1	Acrylonitrile	0.00070	U	127-18-4	Tetrachloroethene	0.00097	U
71-43-2	Benzene	0.00055	U	108-88-3	Toluene	0.00081	U
75-27-4	Bromodichloromethane	0.00045	U	156-60-5	trans-1,2-Dichloroethene	0.00034	U
75-25-2	Bromoform	0.00077	U	10061-02-6	trans-1,3-Dichloropropene	0.00062	U
74-83-9	Bromomethane	0.0010	U	79-01-6	Trichloroethene	0.00066	U
75-15-0	Carbon Disulfide	0.00070	U	75-01-4	Vinyl Chloride	0.00077	U

Worksheet #: 19409

**Total Target Concentration 0.012**

*U - Indicates the compound was analyzed but not detected.  
B - Indicates the analyte was found in the blank as well as in the sample.  
E - Indicates the analyte concentration exceeds the calibration range of the instrument.*

*R - Retention Time Out  
J - Indicates an estimated value when a compound is detected at less than the specified detection limit.*

8371

Data File : G:\GcMsData\2005\GCMS\_1\DATA\09-0905\1M09134.D Vial: 8  
 Acq On : 9 Sep 2005 20:57 Operator: WP  
 Sample : AC19506-016 Inst : GCMS\_1  
 Misc : S,5G Multiplr: 1.00  
 MS Integration Params: RTEINT.P  
 Quant Time: Sep 15 10:06 2005

Quant Results File: 1M\_S0906.RES

Quant Method : G:\GCMSDATA\2005\GCMS\_1\METHODS\1M\_S0906.M (RTE Integrator)  
 Title : @GCMS\_1,ug,624,8260  
 Last Update : Wed Sep 07 14:06:34 2005  
 Response via : Initial Calibration  
 DataAcq Meth : M\_8260A

Internal Standards	R.T.	QIon	Response	Conc	Units	Dev (Min)
1) Fluorobenzene	6.94	96	220577	30.00	ug/l	-0.04
39) Chlorobenzene-d5	9.80	117	178833	30.00	ug/l	-0.03
54) 1,4-Dichlorobenzene-d4	11.59	152	100495	30.00	ug/l	-0.02
System Monitoring Compounds						
27) Dibromofluoromethane	6.10	111	70271	35.32	ug/l	-0.04
Spiked Amount	30.000		Recovery	=	117.73%	
28) 1,2-Dichloroethane-d4	6.53	67	37645	33.90	ug/l	-0.04
Spiked Amount	30.000		Recovery	=	113.00%	
50) Toluene-d8	8.56	98	231382	27.92	ug/l	-0.03
Spiked Amount	30.000		Recovery	=	93.07%	
58) Bromofluorobenzene	10.72	174	72005	28.35	ug/l	-0.02
Spiked Amount	30.000		Recovery	=	94.50%	
Target Compounds						
8) Methylene Chloride	3.58	84	12795	10.90	ug/l	Qvalue 76

*hair*




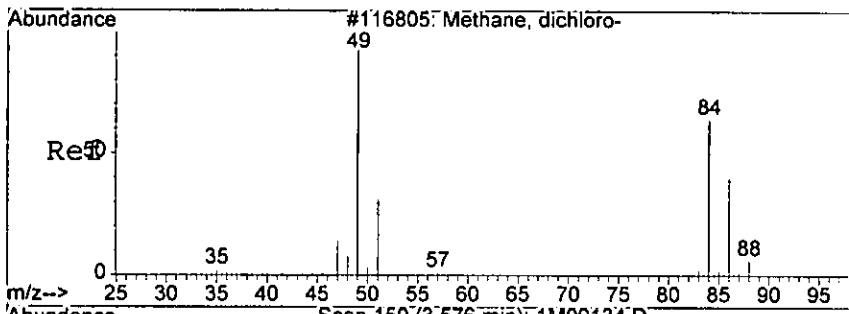
Quantitation Report

Data File : G:\GcMsData\2005\GCMS\_1\DATA\09-0905\1M09134.D Vial: 8  
Acq On : 9 Sep 2005 20:57 Operator: WP  
Sample : AC19506-016 Inst : GCMS\_1  
Misc : S,5G Multiplr: 1.00  
MS Integration Params: RTEINT.P  
Quant Time: Sep 15 10:06 2005

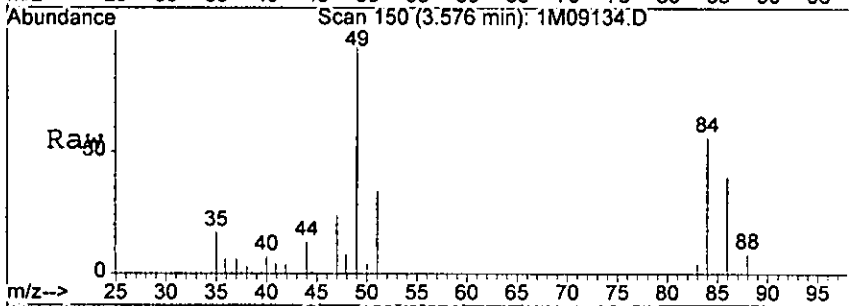
Quant Results File: 1M\_S0906.RES

Method : G:\GCMSDATA\2005\GCMS\_1\METHODS\1M\_S0906.M (RTE Integrator)  
Title : @GCMS\_1,ug,624,8260  
Last Update : Wed Sep 07 14:06:34 2005  
Response via : Initial Calibration



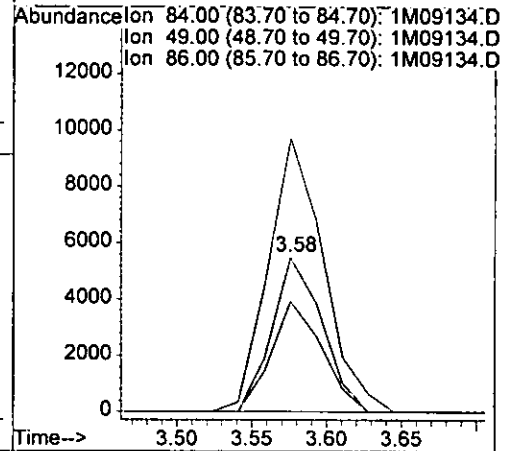
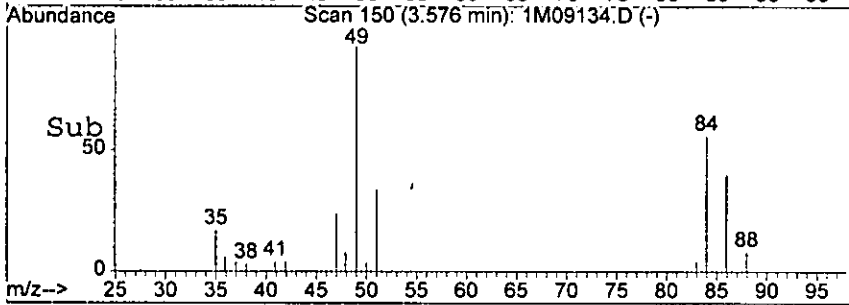


#8  
 Methylene Chloride  
 Concen: 10.90 ug/l  
 RT: 3.58 min Scan# 150  
 Delta R.T. -0.05 min  
 Lab File: 1M09134.D  
 Acq: 9 Sep 2005 20:57



Tgt Ion: 84 Resp: 12795

Ion	Ratio	Lower	Upper
84	100		
49	177.4	132.2	308.4
86	71.7	37.3	87.1



*hair*

# Form1

## ORGANICS VOLATILE REPORT

0344

Sample Number: AC19506-017  
 Client Id: PCTP70 (0.5)  
 Data File: 1M09135.D  
 Analysis Date: 09/09/05 21:21  
 Date Rec/Extracted: 09/09/05-NA

Matrix: Soil  
 Initial Vol: 5g  
 Final Vol: NA  
 Dilution: 1  
 Solids: 90

Units: mg/Kg

Cas #	Compound	RL	Conc	Cas #	Compound	RL	Conc
71-55-6	1,1,1-Trichloroethane	0.00028	U	56-23-5	Carbon Tetrachloride	0.00094	U
79-34-5	1,1,2,2-Tetrachloroethane	0.00064	U	108-90-7	Chlorobenzene	0.00056	U
79-00-5	1,1,2-Trichloroethane	0.00062	U	75-00-3	Chloroethane	0.0011	U
75-34-3	1,1-Dichloroethane	0.00084	U	67-66-3	Chloroform	0.00050	U
75-35-4	1,1-Dichloroethene	0.00044	U	74-87-3	Chloromethane	0.00088	U
107-06-2	1,2-Dichloroethane	0.00043	U	156-59-2	cis-1,2-Dichloroethene	0.00053	U
78-87-5	1,2-Dichloropropane	0.00063	U	10061-01-5	cis-1,3-Dichloropropene	0.00051	U
78-93-3	2-Butanone	0.00087	U	124-48-1	Dibromochloromethane	0.00062	U
110-75-8	2-Chloroethylvinylether	0.00085	U	100-41-4	Ethylbenzene	0.00083	U
591-78-6	2-Hexanone	0.00053	U	1330-20-7	m&p-Xylenes	0.0012	U
108-10-1	4-Methyl-2-Pentanone	0.00080	U	<b>75-09-2</b>	<b>Methylene Chloride</b>	<b>0.0016</b>	<b>0.013 B</b>
67-64-1	Acetone	0.0059	U	95-47-6	o-Xylene	0.00052	U
107-02-8	Acrolein	0.0037	U	100-42-5	Styrene	0.00069	U
107-13-1	Acrylonitrile	0.00073	U	127-18-4	Tetrachloroethene	0.0010	U
71-43-2	Benzene	0.00057	U	108-88-3	Toluene	0.00084	U
75-27-4	Bromodichloromethane	0.00046	U	156-60-5	trans-1,2-Dichloroethene	0.00035	U
75-25-2	Bromoform	0.00080	U	10061-02-6	trans-1,3-Dichloropropene	0.00064	U
74-83-9	Bromomethane	0.0010	U	79-01-6	Trichloroethene	0.00068	U
75-15-0	Carbon Disulfide	0.00072	U	75-01-4	Vinyl Chloride	0.00079	U

Worksheet #: 19409

**Total Target Concentration 0.013**

*U - Indicates the compound was analyzed but not detected.  
 B - Indicates the analyte was found in the blank as well as in the sample.  
 E - Indicates the analyte concentration exceeds the calibration range of the instrument.*

*R - Retention Time Out  
 J - Indicates an estimated value when a compound is detected at less than the specified detection limit.*

8345

Data File : G:\GcMsData\2005\GCMS\_1\DATA\09-0905\1M09135.D Vial: 9  
 Acq On : 9 Sep 2005 21:21 Operator: WP  
 Sample : AC19506-017 Inst : GCMS\_1  
 Misc : S,5G Multiplr: 1.00  
 MS Integration Params: RTEINT.P  
 Quant Time: Sep 15 9:57 2005

Quant Results File: 1M\_S0906.RES

Quant Method : G:\GCMSDATA\2005\GCMS\_1\METHODS\1M\_S0906.M (RTE Integrator)  
 Title : @GCMS\_1,ug,624,8260  
 Last Update : Wed Sep 07 14:06:34 2005  
 Response via : Initial Calibration  
 DataAcq Meth : M\_8260A

Internal Standards	R.T.	QIon	Response	Conc	Units	Dev (Min)
1) Fluorobenzene	6.94	96	230445	30.00	ug/l	-0.04
39) Chlorobenzene-d5	9.80	117	181277	30.00	ug/l	-0.03
54) 1,4-Dichlorobenzene-d4	11.59	152	96054	30.00	ug/l	-0.02
System Monitoring Compounds						
27) Dibromofluoromethane	6.10	111	70935	34.13	ug/l	-0.04
Spiked Amount	30.000		Recovery	=	113.77%	
28) 1,2-Dichloroethane-d4	6.53	67	38866	33.50	ug/l	-0.04
Spiked Amount	30.000		Recovery	=	111.67%	
50) Toluene-d8	8.56	98	227952	27.13	ug/l	-0.03
Spiked Amount	30.000		Recovery	=	90.43%	
58) Bromofluorobenzene	10.72	174	70578	29.08	ug/l	-0.02
Spiked Amount	30.000		Recovery	=	96.93%	
Target Compounds						
8) Methylene Chloride	3.58	84	14522	11.85	ug/l	Qvalue 91

*handwritten*

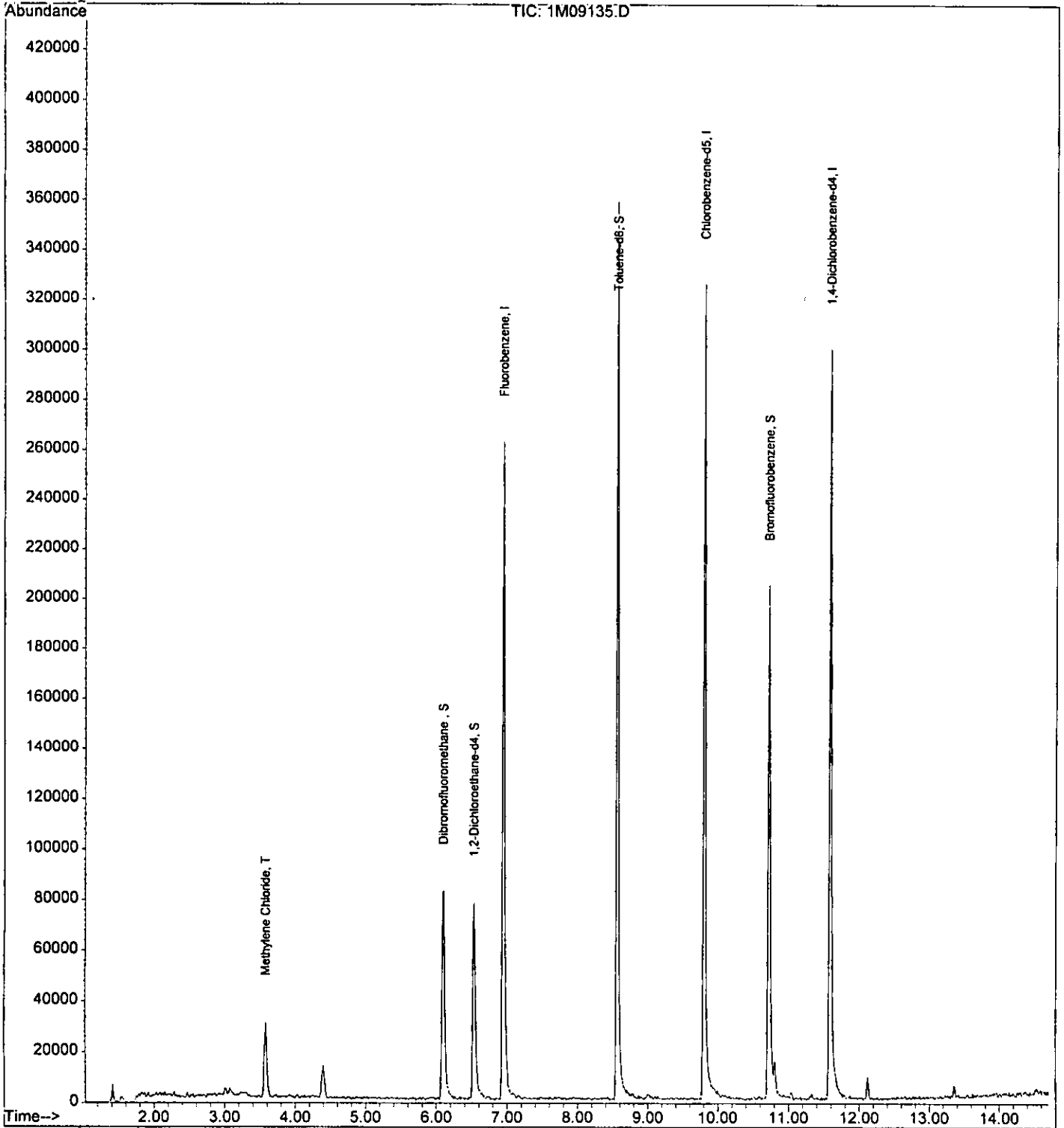
(#) = qualifier out of range (m) = manual integration

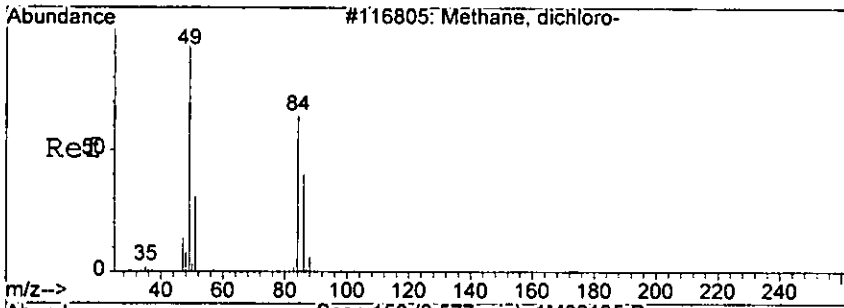
Quantitation Report

Data File : G:\GcMsData\2005\GCMS\_1\DATA\09-0905\1M09135.D Vial: 9  
Acq On : 9 Sep 2005 21:21 Operator: WP  
Sample : AC19506-017 Inst : GCMS\_1  
Misc : S,5G Multiplr: 1.00  
MS Integration Params: RTEINT.P  
Quant Time: Sep 15 9:57 2005

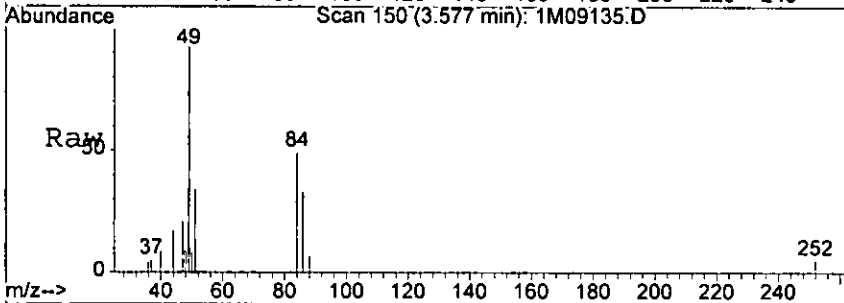
Quant Results File: 1M\_S0906.RES

Method : G:\GCMSDATA\2005\GCMS\_1\METHODS\1M\_S0906.M (RTE Integrator)  
Title : @GCMS\_1,ug,624,8260  
Last Update : Wed Sep 07 14:06:34 2005  
Response via : Initial Calibration



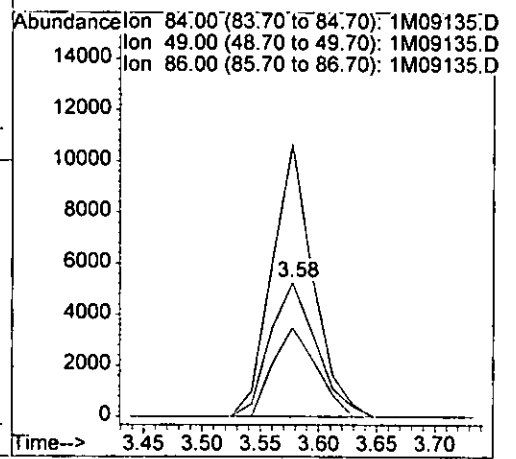
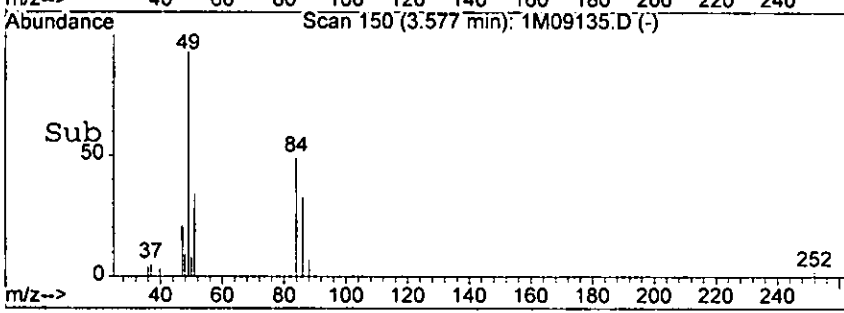


#8  
 Methylene Chloride  
 Concen: 11.85 ug/l  
 RT: 3.58 min Scan# 150  
 Delta R.T. -0.05 min  
 Lab File: 1M09135.D  
 Acq: 9 Sep 2005 21:21



Tgt Ion: 84 Resp: 14522

Ion	Ratio	Lower	Upper
84	100		
49	203.8	132.2	308.4
86	66.4	37.3	87.1



*hair*

# Form1

## ORGANICS VOLATILE REPORT

0343

Sample Number: AC19506-018  
 Client Id: PCTP70 (18)  
 Data File: 1M09136.D  
 Analysis Date: 09/09/05 21:46  
 Date Rec/Extracted: 09/09/05-NA

Matrix: Soil  
 Initial Vol: 5g  
 Final Vol: NA  
 Dilution: 1  
 Solids: 93

Units: mg/Kg

Cas #	Compound	RL	Conc	Cas #	Compound	RL	Conc
71-55-6	1,1,1-Trichloroethane	0.00027	U	56-23-5	Carbon Tetrachloride	0.00091	U
79-34-5	1,1,2,2-Tetrachloroethane	0.00062	U	108-90-7	Chlorobenzene	0.00054	U
79-00-5	1,1,2-Trichloroethane	0.00060	U	75-00-3	Chloroethane	0.0011	U
75-34-3	1,1-Dichloroethane	0.00081	U	67-66-3	Chloroform	0.00049	U
75-35-4	1,1-Dichloroethene	0.00043	U	74-87-3	Chloromethane	0.00085	U
107-06-2	1,2-Dichloroethane	0.00042	U	156-59-2	cis-1,2-Dichloroethene	0.00051	U
78-87-5	1,2-Dichloropropane	0.00061	U	10061-01-5	cis-1,3-Dichloropropene	0.00049	U
78-93-3	2-Butanone	0.00084	U	124-48-1	Dibromochloromethane	0.00060	U
110-75-8	2-Chloroethylvinylether	0.00083	U	100-41-4	Ethylbenzene	0.00080	U
591-78-6	2-Hexanone	0.00051	U	1330-20-7	m&p-Xylenes	0.0012	U
108-10-1	4-Methyl-2-Pentanone	0.00077	U	75-09-2	Methylene Chloride	0.0016	0.0074 B
67-64-1	Acetone	0.0057	U	95-47-6	o-Xylene	0.00050	U
107-02-8	Acrolein	0.0036	U	100-42-5	Styrene	0.00067	U
107-13-1	Acrylonitrile	0.00070	U	127-18-4	Tetrachloroethene	0.00097	U
71-43-2	Benzene	0.00055	U	108-88-3	Toluene	0.00081	U
75-27-4	Bromodichloromethane	0.00045	U	156-60-5	trans-1,2-Dichloroethene	0.00034	U
75-25-2	Bromoform	0.00077	U	10061-02-6	trans-1,3-Dichloropropene	0.00062	U
74-83-9	Bromomethane	0.0010	U	79-01-6	Trichloroethene	0.00066	U
75-15-0	Carbon Disulfide	0.00070	U	75-01-4	Vinyl Chloride	0.00077	U

Worksheet #: 19409

**Total Target Concentration 0.0074**

U - Indicates the compound was analyzed but not detected.  
 B - Indicates the analyte was found in the blank as well as in the sample.  
 E - Indicates the analyte concentration exceeds the calibration range of the instrument.

R - Retention Time Out  
 J - Indicates an estimated value when a compound is detected at less than the specified detection limit.

0339

Data File : G:\GcMsData\2005\GCMS\_1\DATA\09-0905\1M09136.D Vial: 10  
 Acq On : 9 Sep 2005 21:46 Operator: WP  
 Sample : AC19506-018 Inst : GCMS\_1  
 Misc : S,5G Multiplr: 1.00  
 MS Integration Params: RTEINT.P  
 Quant Time: Sep 15 9:57 2005

Quant Results File: 1M\_S0906.RES

Quant Method : G:\GCMSDATA\2005\GCMS\_1\METHODS\1M\_S0906.M (RTE Integrator)  
 Title : @GCMS\_1,ug,624,8260  
 Last Update : Wed Sep 07 14:06:34 2005  
 Response via : Initial Calibration  
 DataAcq Meth : M\_8260A

Internal Standards	R.T.	QIon	Response	Conc	Units	Dev (Min)
1) Fluorobenzene	6.94	96	241518	30.00	ug/l	-0.04
39) Chlorobenzene-d5	9.80	117	184319	30.00	ug/l	-0.03
54) 1,4-Dichlorobenzene-d4	11.59	152	102233	30.00	ug/l	-0.02
System Monitoring Compounds						
27) Dibromofluoromethane	6.10	111	73930	33.94	ug/l	-0.04
Spiked Amount	30.000		Recovery	=	113.13%	
28) 1,2-Dichloroethane-d4	6.53	67	39757	32.70	ug/l	-0.04
Spiked Amount	30.000		Recovery	=	109.00%	
50) Toluene-d8	8.56	98	245649	28.76	ug/l	-0.03
Spiked Amount	30.000		Recovery	=	95.87%	
58) Bromofluorobenzene	10.72	174	73410	28.41	ug/l	-0.02
Spiked Amount	30.000		Recovery	=	94.70%	
Target Compounds						
8) Methylene Chloride	3.58	84	8812	6.86	ug/l	Qvalue 84

hair

-----  
 (#) = qualifier out of range (m) = manual integration




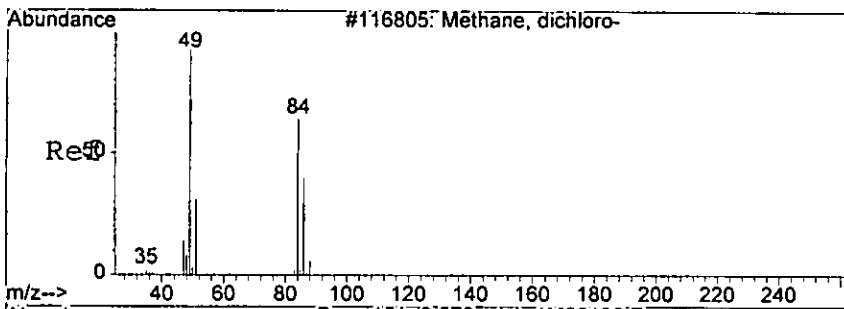
Quantitation Report

Data File : G:\GcMsData\2005\GCMS\_1\DATA\09-0905\1M09136.D Vial: 10  
Acq On : 9 Sep 2005 21:46 Operator: WP  
Sample : AC19506-018 Inst : GCMS\_1  
Misc : S,5G Multiplr: 1.00  
MS Integration Params: RTEINT.P  
Quant Time: Sep 15 9:57 2005

Quant Results File: 1M\_S0906.RES

Method : G:\GCMSDATA\2005\GCMS\_1\METHODS\1M\_S0906.M (RTE Integrator)  
Title : @GCMS\_1,ug,624,8260  
Last Update : Wed Sep 07 14:06:34 2005  
Response via : Initial Calibration

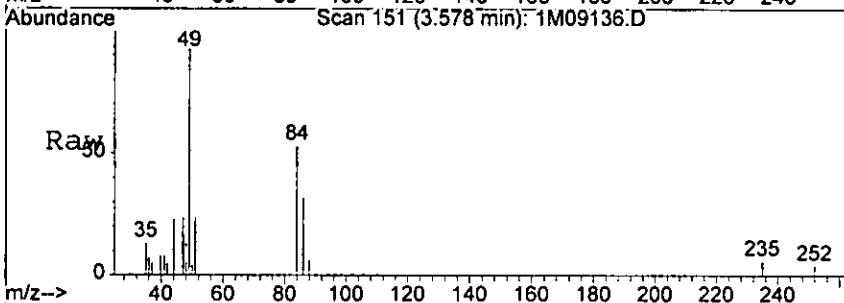




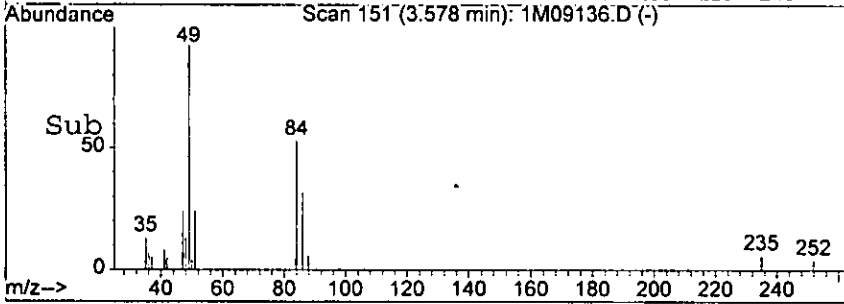
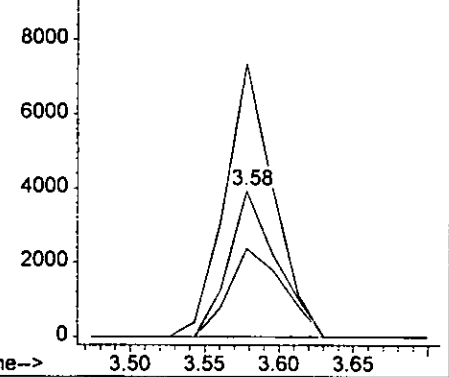
#8  
 Methylene Chloride  
 Concen: 6.86 ug/l  
 RT: 3.58 min Scan# 151  
 Delta R.T. -0.05 min  
 Lab File: 1M09136.D  
 Acq: 9 Sep 2005 21:46

Tgt Ion: 84 Resp: 8812

Ion	Ratio	Lower	Upper
84	100		
49	187.6	132.2	308.4
86	60.3	37.3	87.1



Abundance Ion 84.00 (83.70 to 84.70): 1M09136.D  
 10000 Ion 49.00 (48.70 to 49.70): 1M09136.D  
 Ion 86.00 (85.70 to 86.70): 1M09136.D



*hair*

# Form1

## ORGANICS VOLATILE REPORT

2005

Sample Number: AC19506-019  
 Client Id: PCTP69 (0.5)  
 Data File: 1M09137.D  
 Analysis Date: 09/09/05 22:10  
 Date Rec/Extracted: 09/09/05-NA

Matrix: Soil  
 Initial Vol: 5g  
 Final Vol: NA  
 Dilution: 1  
 Solids: 95

Units: mg/Kg

Cas #	Compound	RL	Conc	Cas #	Compound	RL	Conc
71-55-6	1,1,1-Trichloroethane	0.00026	U	56-23-5	Carbon Tetrachloride	0.00089	U
79-34-5	1,1,2,2-Tetrachloroethane	0.00061	U	108-90-7	Chlorobenzene	0.00053	U
79-00-5	1,1,2-Trichloroethane	0.00059	U	75-00-3	Chloroethane	0.0011	U
75-34-3	1,1-Dichloroethane	0.00080	U	67-66-3	Chloroform	0.00048	U
75-35-4	1,1-Dichloroethene	0.00042	U	74-87-3	Chloromethane	0.00083	U
107-06-2	1,2-Dichloroethane	0.00041	U	156-59-2	cis-1,2-Dichloroethene	0.00050	U
78-87-5	1,2-Dichloropropane	0.00059	U	10061-01-5	cis-1,3-Dichloropropene	0.00048	U
78-93-3	2-Butanone	0.00082	U	124-48-1	Dibromochloromethane	0.00059	U
110-75-8	2-Chloroethylvinylether	0.00081	U	100-41-4	Ethylbenzene	0.00079	U
591-78-6	2-Hexanone	0.00050	U	1330-20-7	m&p-Xylenes	0.0012	U
108-10-1	4-Methyl-2-Pentanone	0.00076	U	<b>75-09-2</b>	<b>Methylene Chloride</b>	<b>0.0015</b>	<b>0.0075 B</b>
67-64-1	Acetone	0.0056	U	95-47-6	o-Xylene	0.00049	U
107-02-8	Acrolein	0.0035	U	100-42-5	Styrene	0.00065	U
107-13-1	Acrylonitrile	0.00069	U	127-18-4	Tetrachloroethene	0.00095	U
71-43-2	Benzene	0.00054	U	108-88-3	Toluene	0.00079	U
75-27-4	Bromodichloromethane	0.00044	U	156-60-5	trans-1,2-Dichloroethene	0.00034	U
75-25-2	Bromoform	0.00075	U	10061-02-6	trans-1,3-Dichloropropene	0.00060	U
74-83-9	Bromomethane	0.00098	U	79-01-6	Trichloroethene	0.00064	U
75-15-0	Carbon Disulfide	0.00068	U	75-01-4	Vinyl Chloride	0.00075	U

Worksheet #: 19409

**Total Target Concentration 0.0075**

U - Indicates the compound was analyzed but not detected.  
 B - Indicates the analyte was found in the blank as well as in the sample.  
 E - Indicates the analyte concentration exceeds the calibration range of the instrument.

R - Retention Time Out  
 J - Indicates an estimated value when a compound is detected at less than the specified detection limit.

Data File : G:\GcMsData\2005\GCMS\_1\DATA\09-0905\1M09137.D Vial: 11  
 Acq On : 9 Sep 2005 22:10 Operator: WP  
 Sample : AC19506-019 Inst : GCMS\_1  
 Misc : S,5G Multiplr: 1.00  
 MS Integration Params: RTEINT.P  
 Quant Time: Sep 15 9:57 2005

Quant Results File: 1M\_S0906.RES

Quant Method : G:\GCMSDATA\2005\GCMS\_1\METHODS\1M\_S0906.M (RTE Integrator)  
 Title : @GCMS\_1,ug,624,8260  
 Last Update : Wed Sep 07 14:06:34 2005  
 Response via : Initial Calibration  
 DataAcq Meth : M\_8260A

Internal Standards	R.T.	QIon	Response	Conc	Units	Dev (Min)
1) Fluorobenzene	6.94	96	229236	30.00	ug/l	-0.04
39) Chlorobenzene-d5	9.80	117	176938	30.00	ug/l	-0.03
54) 1,4-Dichlorobenzene-d4	11.59	152	89136	30.00	ug/l	-0.02
System Monitoring Compounds						
27) Dibromofluoromethane	6.09	111	75432	36.48	ug/l	-0.05
Spiked Amount	30.000		Recovery	=	121.60%	
28) 1,2-Dichloroethane-d4	6.53	67	39744	34.44	ug/l	-0.04
Spiked Amount	30.000		Recovery	=	114.80%	
50) Toluene-d8	8.56	98	231512	28.23	ug/l	-0.03
Spiked Amount	30.000		Recovery	=	94.10%	
58) Bromofluorobenzene	10.72	174	70738	31.40	ug/l	-0.02
Spiked Amount	30.000		Recovery	=	104.67%	
Target Compounds						
8) Methylene Chloride	3.58	84	8676	7.11	ug/l	Qvalue 82

*Handwritten signature*

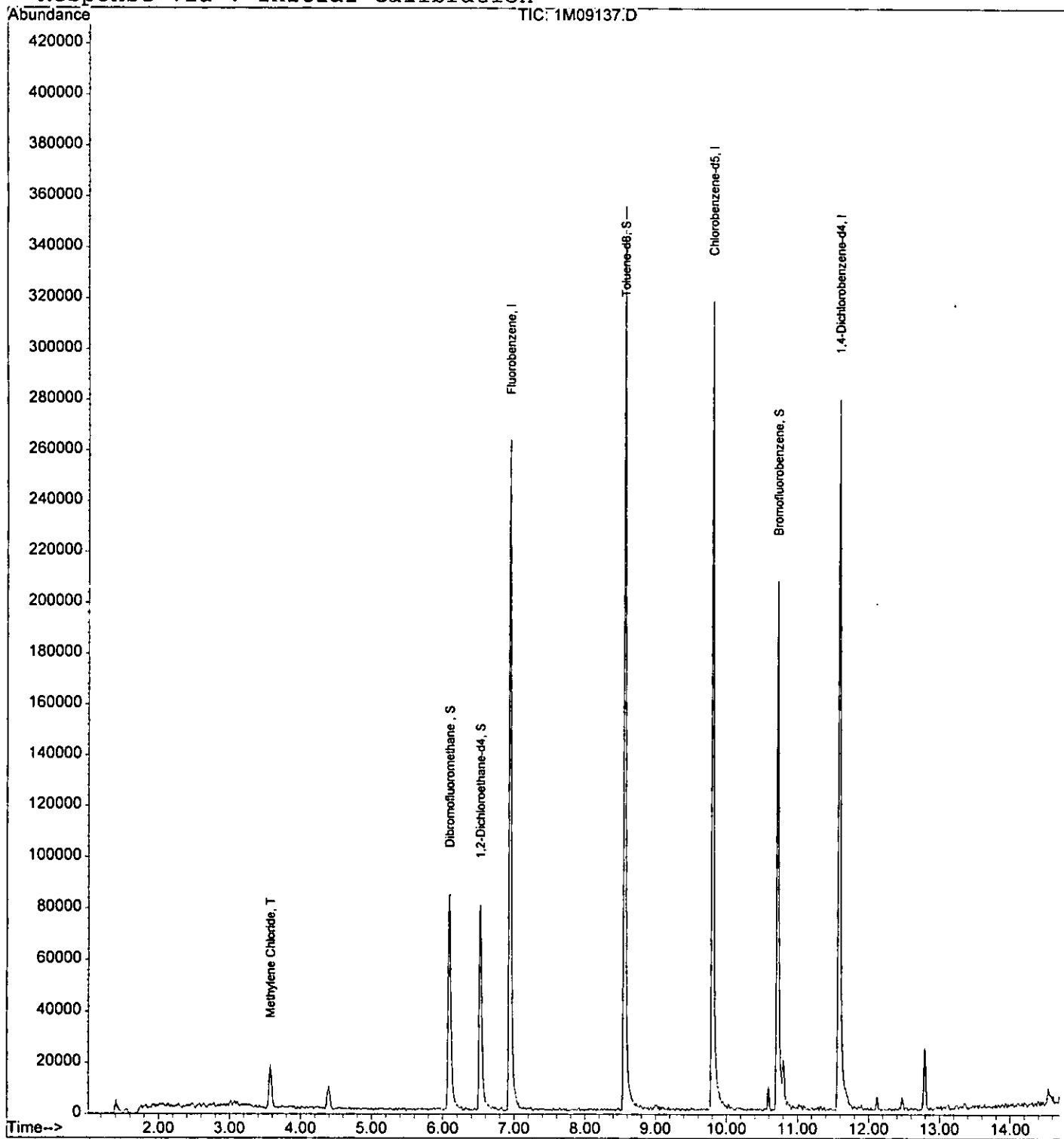
(#) = qualifier out of range (m) = manual integration

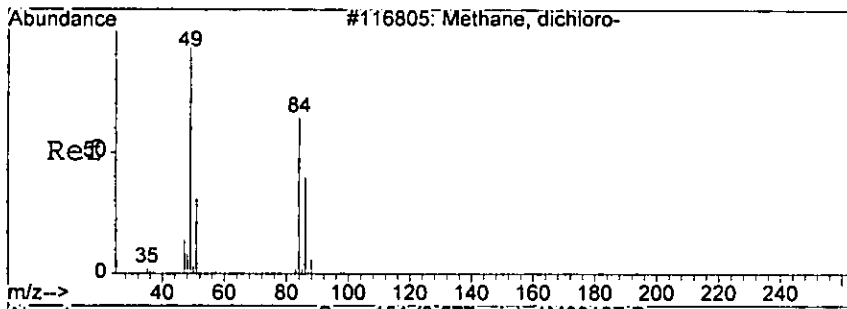
Quantitation Report

Data File : G:\GcMsData\2005\GCMS\_1\DATA\09-0905\1M09137.D Vial: 11  
Acq On : 9 Sep 2005 22:10 Operator: WP  
Sample : AC19506-019 Inst : GCMS\_1  
Misc : S,5G Multiplr: 1.00  
MS Integration Params: RTEINT.P  
Quant Time: Sep 15 9:57 2005

Quant Results File: 1M\_S0906.RES

Method : G:\GCMSDATA\2005\GCMS\_1\METHODS\1M\_S0906.M (RTE Integrator)  
Title : @GCMS\_1,ug,624,8260  
Last Update : Wed Sep 07 14:06:34 2005  
Response via : Initial Calibration



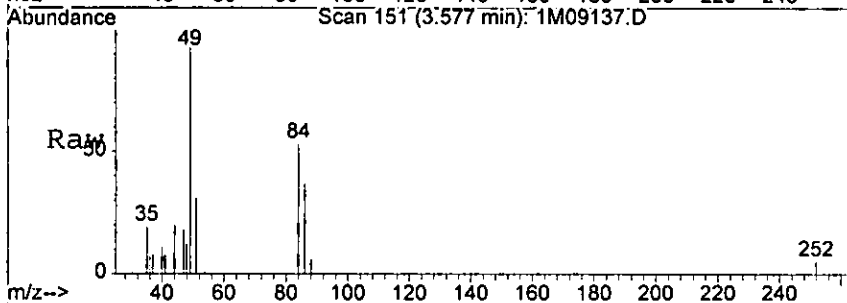


#8  
 Methylene Chloride  
 Concen: 7.11 ug/l  
 RT: 3.58 min Scan# 151  
 Delta R.T. -0.05 min  
 Lab File: 1M09137.D  
 Acq: 9 Sep 2005 22:10

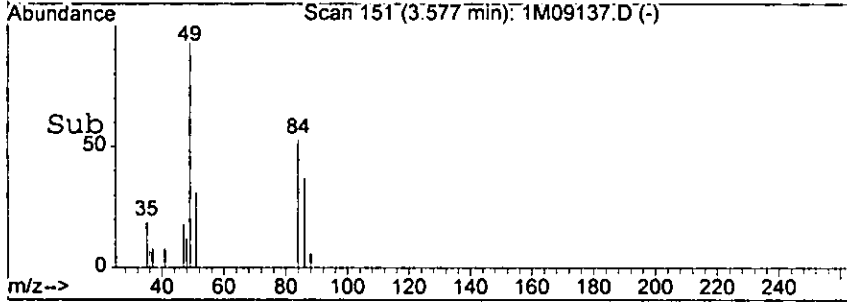
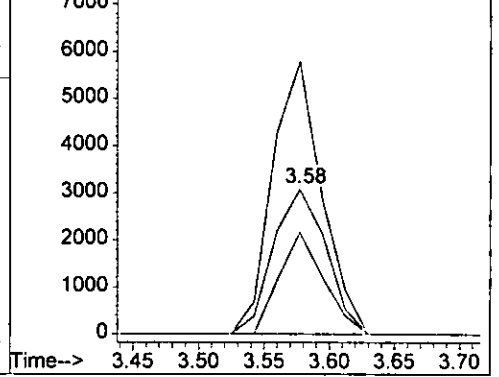
838

Tgt Ion: 84 Resp: 8676

Ion	Ratio	Lower	Upper
84	100		
49	188.0	132.2	308.4
86	70.4	37.3	87.1



Abundance Ion 84.00 (83.70 to 84.70): 1M09137.D  
 Ion 49.00 (48.70 to 49.70): 1M09137.D  
 Ion 86.00 (85.70 to 86.70): 1M09137.D



*handwritten signature*

# Form1

## ORGANICS VOLATILE REPORT

0356

Sample Number: AC19506-020  
 Client Id: PCTP69 (17.5)  
 Data File: 1M09138.D  
 Analysis Date: 09/09/05 22:35  
 Date Rec/Extracted: 09/09/05-NA

Matrix: Soil  
 Initial Vol: 5g  
 Final Vol: NA  
 Dilution: 1  
 Solids: 86

Units: mg/Kg

Cas #	Compound	RL	Conc	Cas #	Compound	RL	Conc
71-55-6	1,1,1-Trichloroethane	0.00029	U	56-23-5	Carbon Tetrachloride	0.00099	U
79-34-5	1,1,2,2-Tetrachloroethane	0.00067	U	108-90-7	Chlorobenzene	0.00058	U
79-00-5	1,1,2-Trichloroethane	0.00065	U	75-00-3	Chloroethane	0.0012	U
75-34-3	1,1-Dichloroethane	0.00088	U	67-66-3	Chloroform	0.00053	U
75-35-4	1,1-Dichloroethene	0.00046	U	74-87-3	Chloromethane	0.00092	U
107-06-2	1,2-Dichloroethane	0.00046	U	156-59-2	cis-1,2-Dichloroethene	0.00055	U
78-87-5	1,2-Dichloropropane	0.00065	U	10061-01-5	cis-1,3-Dichloropropene	0.00053	U
78-93-3	2-Butanone	0.00091	U	124-48-1	Dibromochloromethane	0.00065	U
110-75-8	2-Chloroethylvinylether	0.00089	U	100-41-4	Ethylbenzene	0.00087	U
591-78-6	2-Hexanone	0.00055	U	1330-20-7	m&p-Xylenes	0.0013	U
108-10-1	4-Methyl-2-Pentanone	0.00084	U	<b>75-09-2</b>	<b>Methylene Chloride</b>	<b>0.0017</b>	<b>0.0088 B</b>
67-64-1	Acetone	0.0062	U	95-47-6	o-Xylene	0.00054	U
107-02-8	Acrolein	0.0039	U	100-42-5	Styrene	0.00072	U
107-13-1	Acrylonitrile	0.00076	U	127-18-4	Tetrachloroethene	0.0010	U
71-43-2	Benzene	0.00059	U	108-88-3	Toluene	0.00088	U
75-27-4	Bromodichloromethane	0.00048	U	156-60-5	trans-1,2-Dichloroethene	0.00037	U
75-25-2	Bromoform	0.00083	U	10061-02-6	trans-1,3-Dichloropropene	0.00067	U
74-83-9	Bromomethane	0.0011	U	79-01-6	Trichloroethene	0.00071	U
75-15-0	Carbon Disulfide	0.00076	U	75-01-4	Vinyl Chloride	0.00083	U

Worksheet #: 19409

**Total Target Concentration 0.0088**

*U - Indicates the compound was analyzed but not detected.  
 B - Indicates the analyte was found in the blank as well as in the sample.  
 E - Indicates the analyte concentration exceeds the calibration range of the instrument.*

*R - Retention Time Out  
 J - Indicates an estimated value when a compound is detected at less than the specified detection limit.*

Data File : G:\GcMsData\2005\GCMS\_1\DATA\09-0905\1M09138.D Vial: 12  
 Acq On : 9 Sep 2005 22:35 Operator: WP  
 Sample : AC19506-020 Inst : GCMS\_1  
 Misc : S,5G Multiplr: 1.00  
 MS Integration Params: RTEINT.P  
 Quant Time: Sep 15 9:57 2005

Quant Results File: 1M\_S0906.RES

Quant Method : G:\GCMSDATA\2005\GCMS\_1\METHODS\1M\_S0906.M (RTE Integrator)  
 Title : @GCMS\_1,ug,624,8260  
 Last Update : Wed Sep 07 14:06:34 2005  
 Response via : Initial Calibration  
 DataAcq Meth : M\_8260A

Internal Standards	R.T.	QIon	Response	Conc	Units	Dev (Min)
1) Fluorobenzene	6.94	96	245529	30.00	ug/l	-0.04
39) Chlorobenzene-d5	9.80	117	195391	30.00	ug/l	-0.03
54) 1,4-Dichlorobenzene-d4	11.59	152	104148	30.00	ug/l	-0.02
System Monitoring Compounds						
27) Dibromofluoromethane	6.09	111	77252	34.88	ug/l	-0.05
Spiked Amount	30.000		Recovery	=	116.27%	
28) 1,2-Dichloroethane-d4	6.53	67	42998	34.79	ug/l	-0.04
Spiked Amount	30.000		Recovery	=	115.97%	
50) Toluene-d8	8.56	98	258051	28.50	ug/l	-0.03
Spiked Amount	30.000		Recovery	=	95.00%	
58) Bromofluorobenzene	10.72	174	79297	30.13	ug/l	-0.02
Spiked Amount	30.000		Recovery	=	100.43%	
Target Compounds						
8) Methylene Chloride	3.58	84	9864	7.55	ug/l	Qvalue 74

*Went*

(#) = qualifier out of range (m) = manual integration

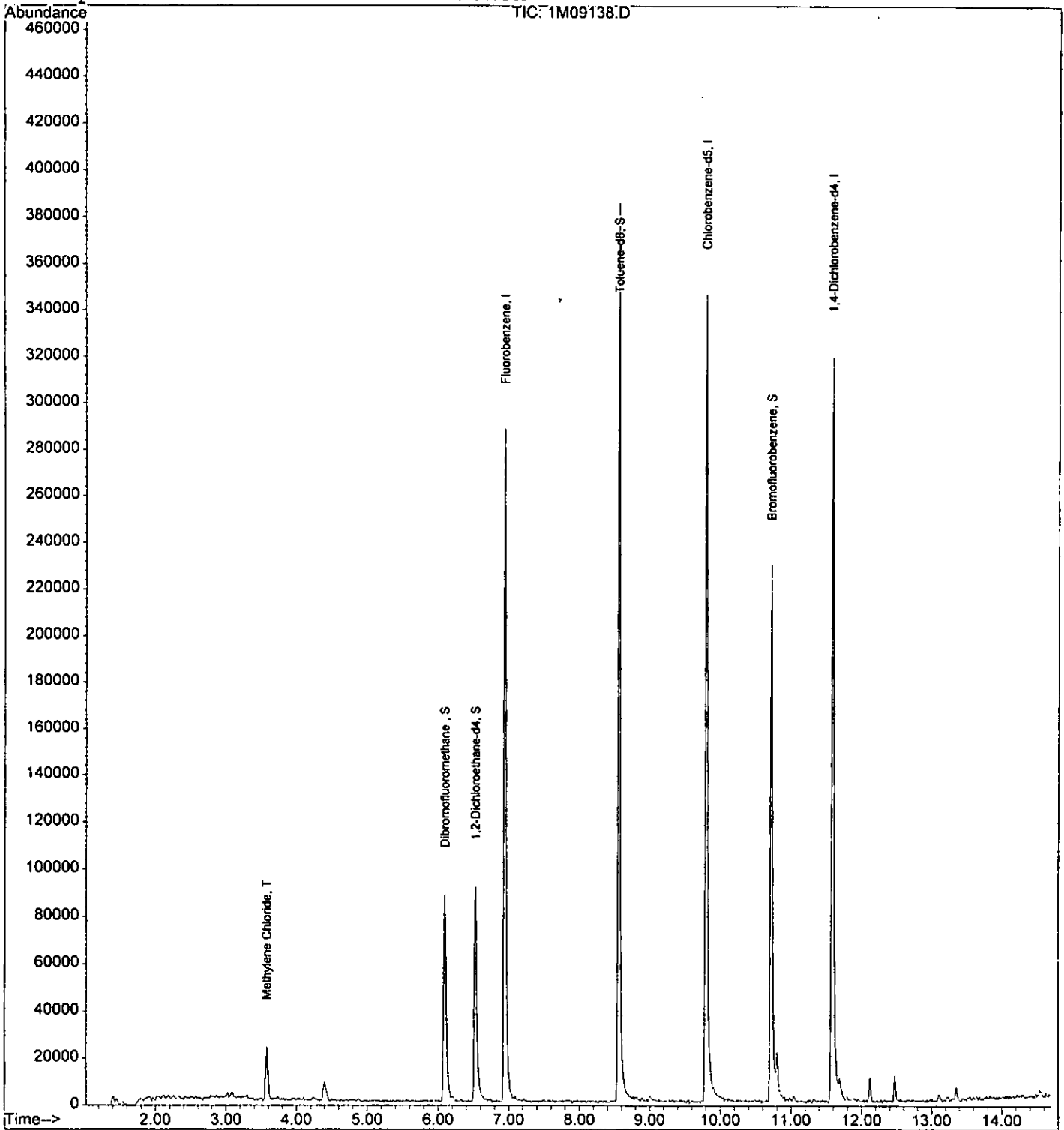


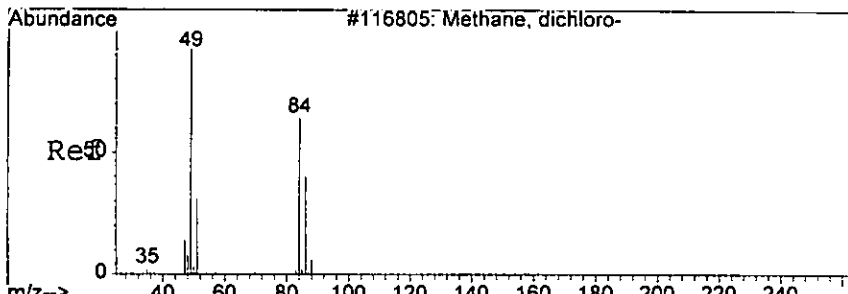
Quantitation Report

Data File : G:\GcMsData\2005\GCMS\_1\DATA\09-0905\1M09138.D Vial: 12  
Acq On : 9 Sep 2005 22:35 Operator: WP  
Sample : AC19506-020 Inst : GCMS\_1  
Misc : S,5G Multiplr: 1.00  
MS Integration Params: RTEINT.P  
Quant Time: Sep 15 9:57 2005

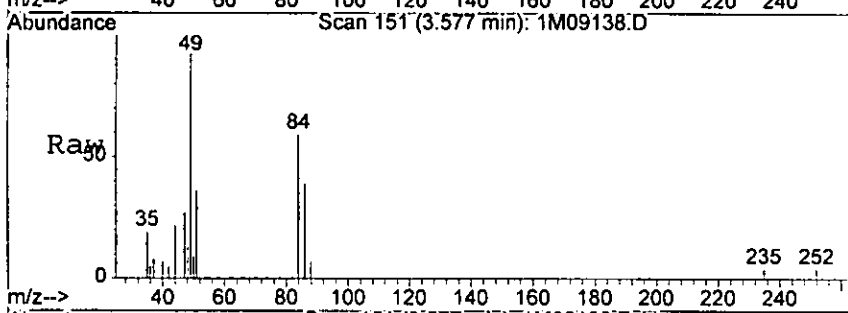
Quant Results File: 1M\_S0906.RES

Method : G:\GCMSDATA\2005\GCMS\_1\METHODS\1M\_S0906.M (RTE Integrator)  
Title : @GCMS\_1,ug,624,8260  
Last Update : Wed Sep 07 14:06:34 2005  
Response via : Initial Calibration

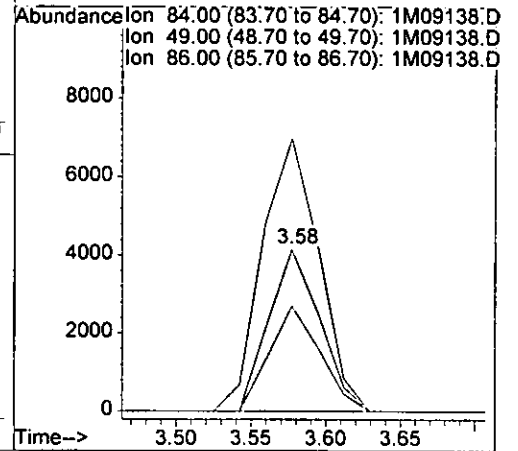
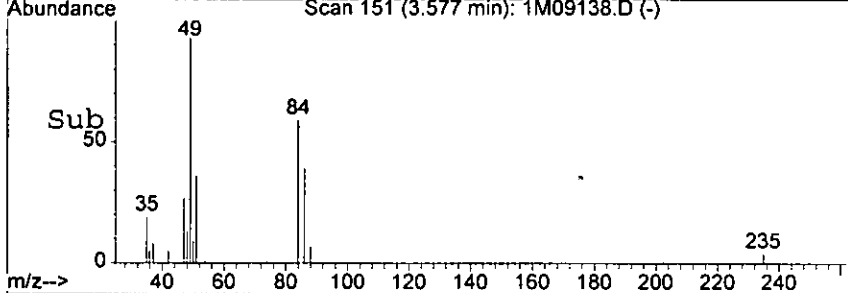




#8  
 Methylene Chloride  
 Concen: 7.55 ug/l  
 RT: 3.58 min Scan# 151  
 Delta R.T. -0.05 min  
 Lab File: 1M09138.D  
 Acq: 9 Sep 2005 22:35



Tgt Ion	Resp	Lower	Upper
84	9864		
84	100		
49	168.4	132.2	308.4
86	65.0	37.3	87.1



*Went*

# Form1

## ORGANICS VOLATILE REPORT

0368

Sample Number: AC19506-021  
 Client Id: PCTP64 (0.5)  
 Data File: 1M09139.D  
 Analysis Date: 09/09/05 22:59  
 Date Rec/Extracted: 09/09/05-NA

Matrix: Soil  
 Initial Vol: 5g  
 Final Vol: NA  
 Dilution: 1  
 Solids: 90

Units: mg/Kg

Cas #	Compound	RL	Conc	Cas #	Compound	RL	Conc
71-55-6	1,1,1-Trichloroethane	0.00028	U	56-23-5	Carbon Tetrachloride	0.00094	U
79-34-5	1,1,2,2-Tetrachloroethane	0.00064	U	108-90-7	Chlorobenzene	0.00056	U
79-00-5	1,1,2-Trichloroethane	0.00062	U	75-00-3	Chloroethane	0.0011	U
75-34-3	1,1-Dichloroethane	0.00084	U	67-66-3	Chloroform	0.00050	U
75-35-4	1,1-Dichloroethene	0.00044	U	74-87-3	Chloromethane	0.00088	U
107-06-2	1,2-Dichloroethane	0.00043	U	156-59-2	cis-1,2-Dichloroethene	0.00053	U
78-87-5	1,2-Dichloropropane	0.00063	U	10061-01-5	cis-1,3-Dichloropropene	0.00051	U
78-93-3	2-Butanone	0.00087	U	124-48-1	Dibromochloromethane	0.00062	U
110-75-8	2-Chloroethylvinylether	0.00085	U	100-41-4	Ethylbenzene	0.00083	U
591-78-6	2-Hexanone	0.00053	U	1330-20-7	m&p-Xylenes	0.0012	U
108-10-1	4-Methyl-2-Pentanone	0.00080	U	75-09-2	Methylene Chloride	0.0016	0.0087 B
67-64-1	Acetone	0.0059	U	95-47-6	o-Xylene	0.00052	U
107-02-8	Acrolein	0.0037	U	100-42-5	Styrene	0.00069	U
107-13-1	Acrylonitrile	0.00073	U	127-18-4	Tetrachloroethene	0.0010	U
71-43-2	Benzene	0.00057	U	108-88-3	Toluene	0.00084	U
75-27-4	Bromodichloromethane	0.00046	U	156-60-5	trans-1,2-Dichloroethene	0.00035	U
75-25-2	Bromoform	0.00080	U	10061-02-6	trans-1,3-Dichloropropene	0.00064	U
74-83-9	Bromomethane	0.0010	U	79-01-6	Trichloroethene	0.00068	U
75-15-0	Carbon Disulfide	0.00072	U	75-01-4	Vinyl Chloride	0.00079	U

Worksheet #: 19409

**Total Target Concentration 0.0087**

*U - Indicates the compound was analyzed but not detected.  
 B - Indicates the analyte was found in the blank as well as in the sample.  
 E - Indicates the analyte concentration exceeds the calibration range of the instrument.*

*R - Retention Time Out  
 J - Indicates an estimated value when a compound is detected at less than the specified detection limit.*

Data File : G:\GcMsData\2005\GCMS\_1\DATA\09-0905\1M09139.D Vial: 13  
 Acq On : 9 Sep 2005 22:59 Operator: WP  
 Sample : AC19506-021 Inst : GCMS\_1  
 Misc : S,5G Multiplr: 1.00  
 MS Integration Params: RTEINT.P  
 Quant Time: Sep 15 9:57 2005

Quant Results File: 1M\_S0906.RES

Quant Method : G:\GCMSDATA\2005\GCMS\_1\METHODS\1M\_S0906.M (RTE Integrator)  
 Title : @GCMS\_1,ug,624,8260  
 Last Update : Wed Sep 07 14:06:34 2005  
 Response via : Initial Calibration  
 DataAcq Meth : M\_8260A

Internal Standards	R.T.	QIon	Response	Conc	Units	Dev(Min)
1) Fluorobenzene	6.94	96	231862	30.00	ug/l	-0.04
39) Chlorobenzene-d5	9.80	117	174500	30.00	ug/l	-0.03
54) 1,4-Dichlorobenzene-d4	11.59	152	89276	30.00	ug/l	-0.02
System Monitoring Compounds						
27) Dibromofluoromethane	6.09	111	72362	34.60	ug/l	-0.05
Spiked Amount	30.000		Recovery	=	115.33%	
28) 1,2-Dichloroethane-d4	6.52	67	40254	34.49	ug/l	-0.05
Spiked Amount	30.000		Recovery	=	114.97%	
50) Toluene-d8	8.56	98	245559	30.37	ug/l	-0.03
Spiked Amount	30.000		Recovery	=	101.23%	
58) Bromofluorobenzene	10.72	174	68041	30.16	ug/l	-0.02
Spiked Amount	30.000		Recovery	=	100.53%	
Target Compounds						
8) Methylene Chloride	3.58	84	9709	7.87	ug/l	Qvalue 81

*hair*


-----  
 (#) = qualifier out of range (m) = manual integration

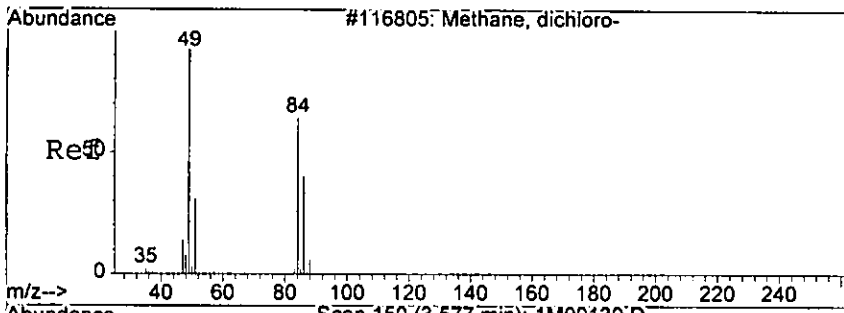
Quantitation Report

Data File : G:\GcMsData\2005\GCMS\_1\DATA\09-0905\1M09139.D Vial: 13  
Acq On : 9 Sep 2005 22:59 Operator: WP  
Sample : AC19506-021 Inst : GCMS\_1  
Misc : S,5G Multiplr: 1.00  
MS Integration Params: RTEINT.P  
Quant Time: Sep 15 9:57 2005

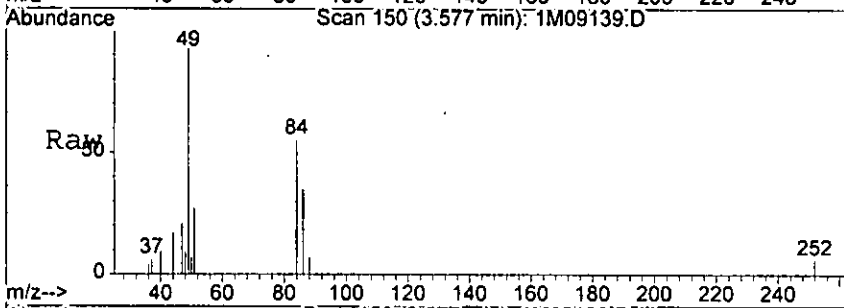
Quant Results File: 1M\_S0906.RES

Method : G:\GCMSDATA\2005\GCMS\_1\METHODS\1M\_S0906.M (RTE Integrator)  
Title : @GCMS\_1,ug,624,8260  
Last Update : Wed Sep 07 14:06:34 2005  
Response via : Initial Calibration



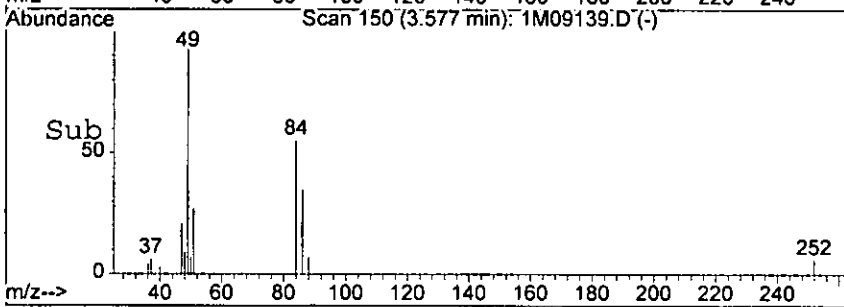


#8  
 Methylene Chloride  
 Concen: 7.87 ug/l  
 RT: 3.58 min Scan# 150  
 Delta R.T. -0.05 min  
 Lab File: 1M09139.D  
 Acq: 9 Sep 2005 22:59

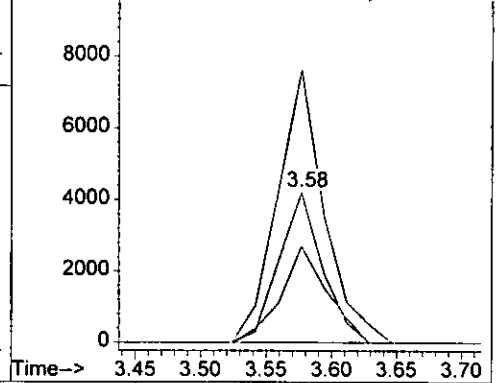


Tgt Ion: 84 Resp: 9709

Ion	Ratio	Lower	Upper
84	100		
49	181.9	132.2	308.4
86	64.4	37.3	87.1



Abundance Ion 84.00 (83.70 to 84.70): 1M09139.D  
 Ion 49.00 (48.70 to 49.70): 1M09139.D  
 Ion 86.00 (85.70 to 86.70): 1M09139.D



*Went*

# Form1

## ORGANICS VOLATILE REPORT

0364

Sample Number: AC19506-022  
 Client Id: PCTP64 (7)  
 Data File: 1M09140.D  
 Analysis Date: 09/09/05 23:24  
 Date Rec/Extracted: 09/09/05-NA

Matrix: Soil  
 Initial Vol: 5g  
 Final Vol: NA  
 Dilution: 1  
 Solids: 84

Units: mg/Kg

Cas #	Compound	RL	Conc	Cas #	Compound	RL	Conc
71-55-6	1,1,1-Trichloroethane	0.00030	U	56-23-5	Carbon Tetrachloride	0.0010	U
79-34-5	1,1,2,2-Tetrachloroethane	0.00069	U	108-90-7	Chlorobenzene	0.00060	U
79-00-5	1,1,2-Trichloroethane	0.00066	U	75-00-3	Chloroethane	0.0012	U
75-34-3	1,1-Dichloroethane	0.00090	U	67-66-3	Chloroform	0.00054	U
75-35-4	1,1-Dichloroethene	0.00048	U	74-87-3	Chloromethane	0.00094	U
107-06-2	1,2-Dichloroethane	0.00047	U	156-59-2	cis-1,2-Dichloroethene	0.00057	U
78-87-5	1,2-Dichloropropane	0.00067	U	10061-01-5	cis-1,3-Dichloropropene	0.00054	U
78-93-3	2-Butanone	0.00093	U	124-48-1	Dibromochloromethane	0.00066	U
110-75-8	2-Chloroethylvinylether	0.00091	U	100-41-4	Ethylbenzene	0.00089	U
591-78-6	2-Hexanone	0.00057	U	1330-20-7	m&p-Xylenes	0.0013	U
108-10-1	4-Methyl-2-Pentanone	0.00086	U	<b>75-09-2</b>	<b>Methylene Chloride</b>	<b>0.0017</b>	<b>0.014 B</b>
<b>67-64-1</b>	<b>Acetone</b>	<b>0.0063</b>	<b>0.042</b>	95-47-6	o-Xylene	0.00056	U
107-02-8	Acrolein	0.0040	U	100-42-5	Styrene	0.00074	U
107-13-1	Acrylonitrile	0.00078	U	127-18-4	Tetrachloroethene	0.0011	U
71-43-2	Benzene	0.00061	U	108-88-3	Toluene	0.00090	U
75-27-4	Bromodichloromethane	0.00049	U	156-60-5	trans-1,2-Dichloroethene	0.00038	U
75-25-2	Bromoform	0.00085	U	10061-02-6	trans-1,3-Dichloropropene	0.00068	U
74-83-9	Bromomethane	0.0011	U	79-01-6	Trichloroethene	0.00073	U
75-15-0	Carbon Disulfide	0.00077	U	75-01-4	Vinyl Chloride	0.00085	U

Worksheet #: 19409

**Total Target Concentration 0.056**

U - Indicates the compound was analyzed but not detected.  
 B - Indicates the analyte was found in the blank as well as in the sample.  
 E - Indicates the analyte concentration exceeds the calibration range of the instrument.

R - Retention Time Out  
 J - Indicates an estimated value when a compound is detected at less than the specified detection limit.

0305

Data File : G:\GcMsData\2005\GCMS\_1\DATA\09-0905\1M09140.D Vial: 14  
 Acq On : 9 Sep 2005 23:24 Operator: WP  
 Sample : AC19506-022 Inst : GCMS\_1  
 Misc : S,5G Multiplr: 1.00  
 MS Integration Params: RTEINT.P  
 Quant Time: Sep 15 10:08 2005 Quant Results File: 1M\_S0906.RES

Quant Method : G:\GCMSDATA\2005\GCMS\_1\METHODS\1M\_S0906.M (RTE Integrator)  
 Title : @GCMS\_1,ug,624,8260  
 Last Update : Wed Sep 07 14:06:34 2005  
 Response via : Initial Calibration  
 DataAcq Meth : M\_8260A

Internal Standards	R.T.	QIon	Response	Conc	Units	Dev(Min)	
1) Fluorobenzene	6.94	96	242996	30.00	ug/l	-0.04	
39) Chlorobenzene-d5	9.80	117	192163	30.00	ug/l	-0.03	
54) 1,4-Dichlorobenzene-d4	11.59	152	104550	30.00	ug/l	-0.02	
<b>System Monitoring Compounds</b>							
27) Dibromofluoromethane	6.10	111	75924	34.64	ug/l	-0.04	
Spiked Amount	30.000		Recovery	=	115.47%		
28) 1,2-Dichloroethane-d4	6.53	67	39846	32.58	ug/l	-0.04	
Spiked Amount	30.000		Recovery	=	108.60%		
50) Toluene-d8	8.56	98	243837	27.38	ug/l	-0.03	
Spiked Amount	30.000		Recovery	=	91.27%		
58) Bromofluorobenzene	10.72	174	77026	29.15	ug/l	-0.02	
Spiked Amount	30.000		Recovery	=	97.17%		
<b>Target Compounds</b>							
8) Methylene Chloride	3.58	84	14943	11.56	ug/l		Qvalue 89
12) Acetone	3.07	43	18928m	35.20	ug/l		

*wait*

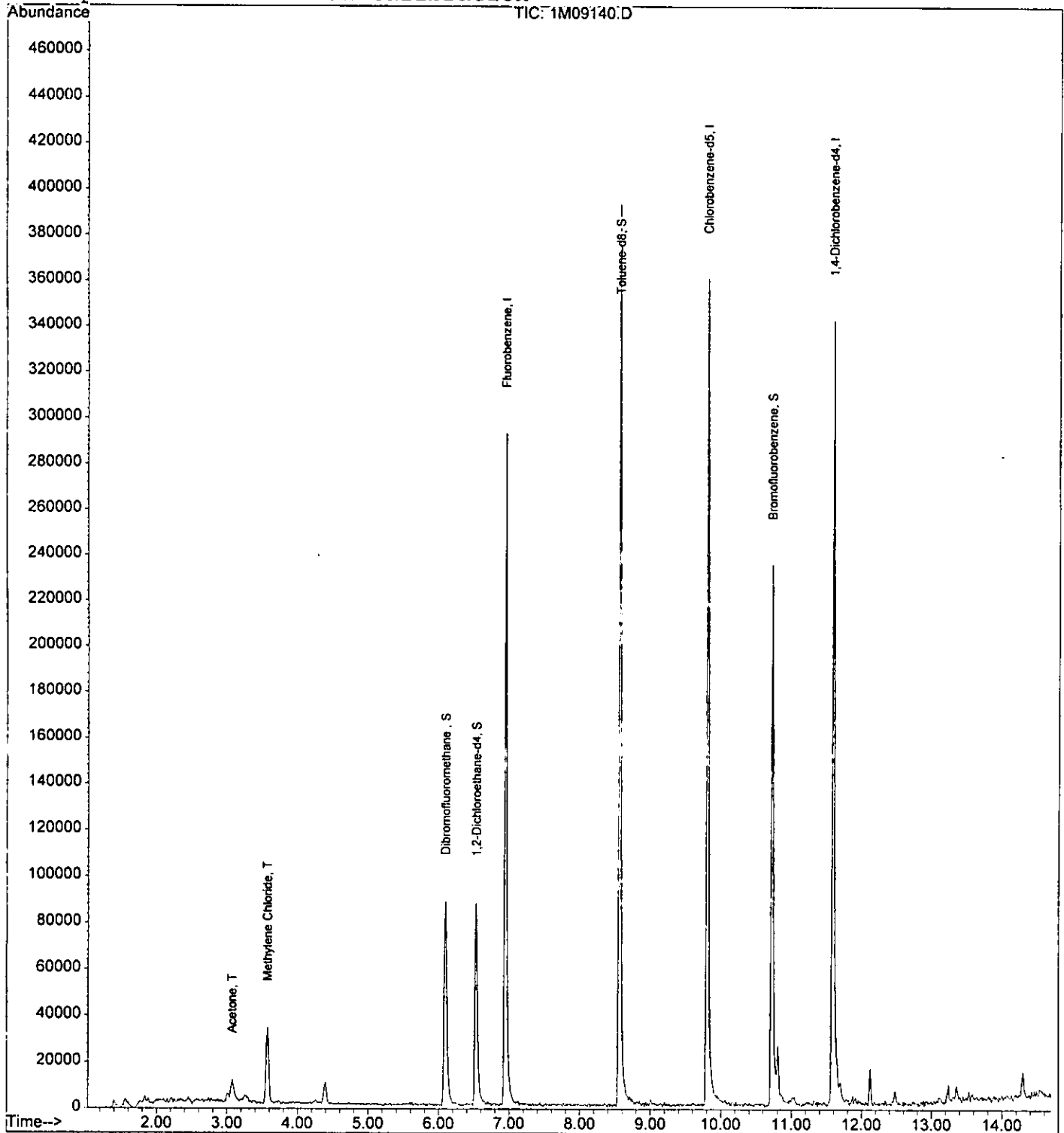


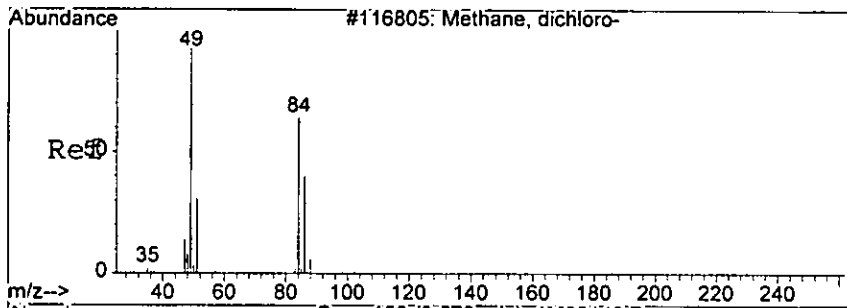
Quantitation Report

Data File : G:\GcMsData\2005\GCMS\_1\DATA\09-0905\1M09140.D Vial: 14  
Acq On : 9 Sep 2005 23:24 Operator: WP  
Sample : AC19506-022 Inst : GCMS\_1  
Misc : S,5G Multiplr: 1.00  
MS Integration Params: RTEINT.P  
Quant Time: Sep 15 10:08 2005

Quant Results File: 1M\_S0906.RES

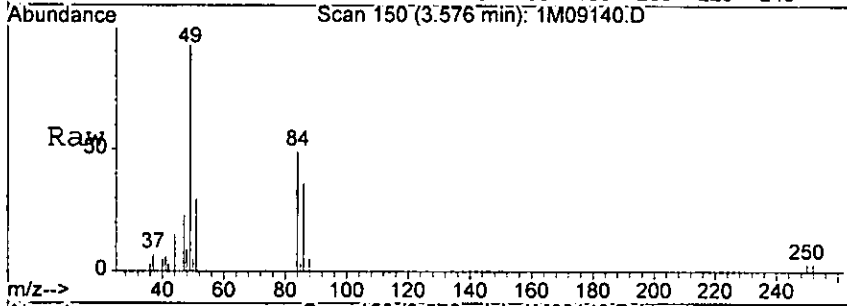
Method : G:\GCMSDATA\2005\GCMS\_1\METHODS\1M\_S0906.M (RTE Integrator)  
Title : @GCMS\_1,ug,624,8260  
Last Update : Wed Sep 07 14:06:34 2005  
Response via : Initial Calibration





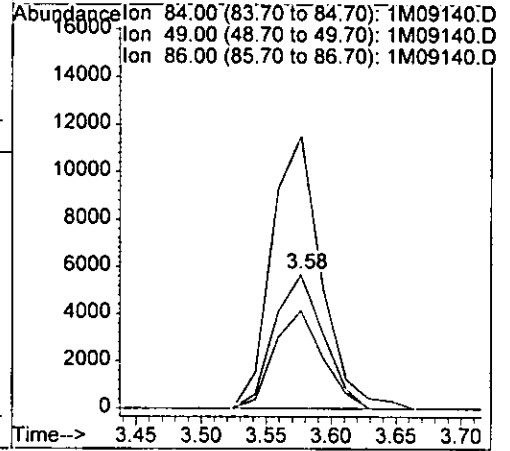
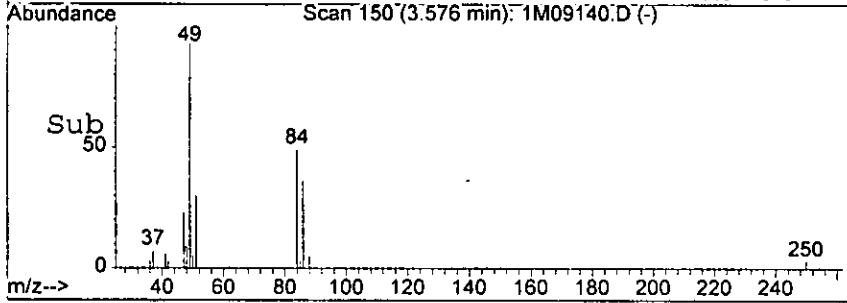
#8  
 Methylene Chloride  
 Concen: 11.56 ug/l  
 RT: 3.58 min Scan# 150  
 Delta R.T. -0.05 min  
 Lab File: 1M09140.D  
 Acq: 9 Sep 2005 23:24

0357

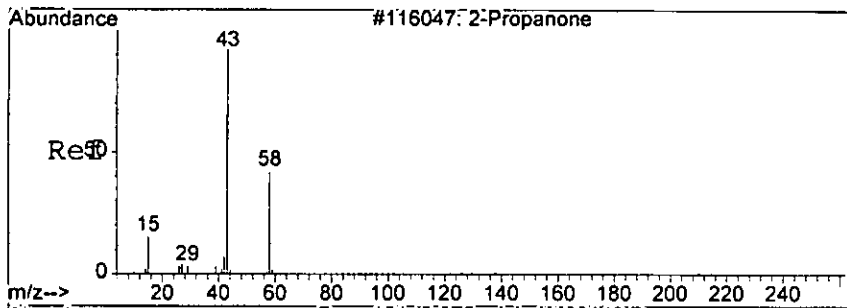


Tgt Ion: 84 Resp: 14943

Ion	Ratio	Lower	Upper
84	100		
49	203.1	132.2	308.4
86	73.2	37.3	87.1



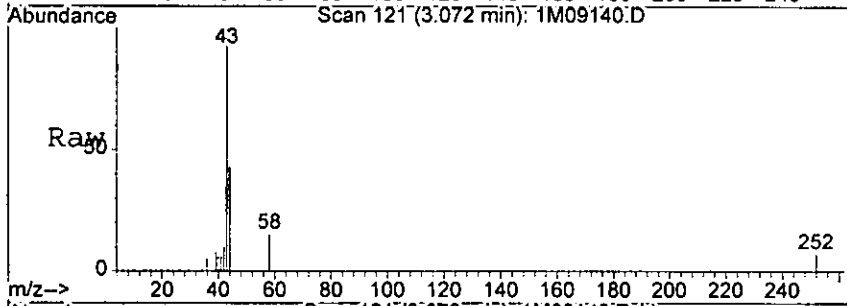
W1111



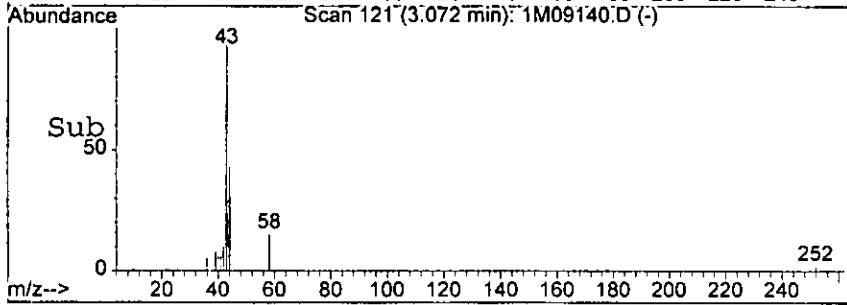
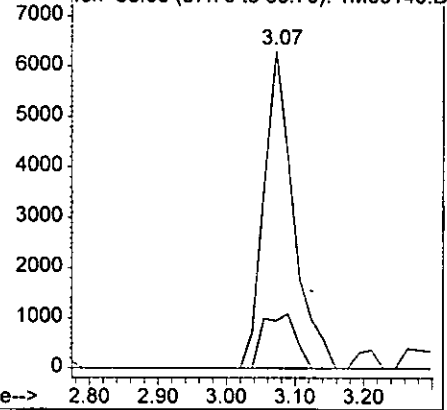
#12  
 Acetone  
 Concen: 35.20 ug/l m  
 RT: 3.07 min Scan# 121  
 Delta R.T. -0.05 min  
 Lab File: 1M09140.D  
 Acq: 9 Sep 2005 23:24

0368

Tgt Ion: 43 Resp: 18928  
 Ion Ratio Lower Upper  
 43 100  
 58 15.0 0.0 55.0



Abundance Ion 43.00 (42.70 to 43.70): 1M09140.D  
 Ion 58.00 (57.70 to 58.70): 1M09140.D



hair

**Form1**  
ORGANICS VOLATILE REPORT

0369

Sample Number: AC19506-023  
Client Id: PCTP65 (0.5)  
Data File: 1M09141.D  
Analysis Date: 09/09/05 23:48  
Date Rec/Extracted: 09/09/05-NA

Matrix: Soil  
Initial Vol: 5g  
Final Vol: NA  
Dilution: 1  
Solids: 90

Units: mg/Kg

Cas #	Compound	RL	Conc	Cas #	Compound	RL	Conc
71-55-6	1,1,1-Trichloroethane	0.00028	U	56-23-5	Carbon Tetrachloride	0.00094	U
79-34-5	1,1,2,2-Tetrachloroethane	0.00064	U	108-90-7	Chlorobenzene	0.00056	U
79-00-5	1,1,2-Trichloroethane	0.00062	U	75-00-3	Chloroethane	0.0011	U
75-34-3	1,1-Dichloroethane	0.00084	U	67-66-3	Chloroform	0.00050	U
75-35-4	1,1-Dichloroethene	0.00044	U	74-87-3	Chloromethane	0.00088	U
107-06-2	1,2-Dichloroethane	0.00043	U	156-59-2	cis-1,2-Dichloroethene	0.00053	U
78-87-5	1,2-Dichloropropane	0.00063	U	10061-01-5	cis-1,3-Dichloropropene	0.00051	U
78-93-3	2-Butanone	0.00087	U	124-48-1	Dibromochloromethane	0.00062	U
110-75-8	2-Chloroethylvinylether	0.00085	U	100-41-4	Ethylbenzene	0.00083	U
591-78-6	2-Hexanone	0.00053	U	1330-20-7	m&p-Xylenes	0.0012	U
108-10-1	4-Methyl-2-Pentanone	0.00080	U	<b>75-09-2</b>	<b>Methylene Chloride</b>	<b>0.0016</b>	<b>0.011 B</b>
67-64-1	Acetone	0.0059	U	95-47-6	o-Xylene	0.00052	U
107-02-8	Acrolein	0.0037	U	100-42-5	Styrene	0.00069	U
107-13-1	Acrylonitrile	0.00073	U	127-18-4	Tetrachloroethene	0.0010	U
71-43-2	Benzene	0.00057	U	108-88-3	Toluene	0.00084	U
75-27-4	Bromodichloromethane	0.00046	U	156-60-5	trans-1,2-Dichloroethene	0.00035	U
75-25-2	Bromoform	0.00080	U	10061-02-6	trans-1,3-Dichloropropene	0.00064	U
74-83-9	Bromomethane	0.0010	U	79-01-6	Trichloroethene	0.00068	U
75-15-0	Carbon Disulfide	0.00072	U	75-01-4	Vinyl Chloride	0.00079	U

Worksheet #: 19409

**Total Target Concentration 0.011**

*U - Indicates the compound was analyzed but not detected.  
B - Indicates the analyte was found in the blank as well as in the sample.  
E - Indicates the analyte concentration exceeds the calibration range of the instrument.*

*R - Retention Time Out  
J - Indicates an estimated value when a compound is detected at less than the specified detection limit.*

E378

Data File : G:\GcMsData\2005\GCMS\_1\DATA\09-0905\1M09141.D Vial: 15  
 Acq On : 9 Sep 2005 23:48 Operator: WP  
 Sample : AC19506-023 Inst : GCMS\_1  
 Misc : S,5G Multiplr: 1.00  
 MS Integration Params: RTEINT.P  
 Quant Time: Sep 15 9:57 2005 Quant Results File: 1M\_S0906.RES

Quant Method : G:\GCMSDATA\2005\GCMS\_1\METHODS\1M\_S0906.M (RTE Integrator)  
 Title : @GCMS\_1,ug,624,8260  
 Last Update : Wed Sep 07 14:06:34 2005  
 Response via : Initial Calibration  
 DataAcq Meth : M\_8260A

Internal Standards	R.T.	QIon	Response	Conc	Units	Dev(Min)
1) Fluorobenzene	6.93	96	233413	30.00	ug/l	-0.05
39) Chlorobenzene-d5	9.80	117	181320	30.00	ug/l	-0.03
54) 1,4-Dichlorobenzene-d4	11.59	152	92670	30.00	ug/l	-0.02
<b>System Monitoring Compounds</b>						
27) Dibromofluoromethane	6.09	111	73741	35.03	ug/l	-0.05
Spiked Amount	30.000		Recovery	=	116.77%	
28) 1,2-Dichloroethane-d4	6.52	67	41116	34.99	ug/l	-0.05
Spiked Amount	30.000		Recovery	=	116.63%	
50) Toluene-d8	8.55	98	240545	28.63	ug/l	-0.04
Spiked Amount	30.000		Recovery	=	95.43%	
58) Bromofluorobenzene	10.72	174	70752	30.21	ug/l	-0.02
Spiked Amount	30.000		Recovery	=	100.70%	
<b>Target Compounds</b>						
8) Methylene Chloride	3.58	84	11865	9.56	ug/l	Qvalue 79


*handwritten mark*

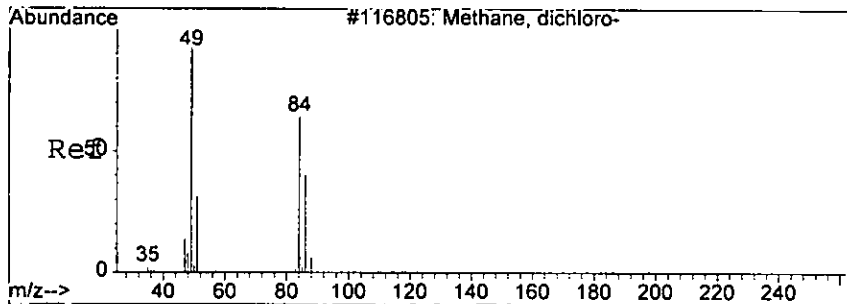
Quantitation Report

Data File : G:\GcMsData\2005\GCMS\_1\DATA\09-0905\1M09141.D Vial: 15  
Acq On : 9 Sep 2005 23:48 Operator: WP  
Sample : AC19506-023 Inst : GCMS\_1  
Misc : S,5G Multiplr: 1.00  
MS Integration Params: RTEINT.P  
Quant Time: Sep 15 9:57 2005

Quant Results File: 1M\_S0906.RES

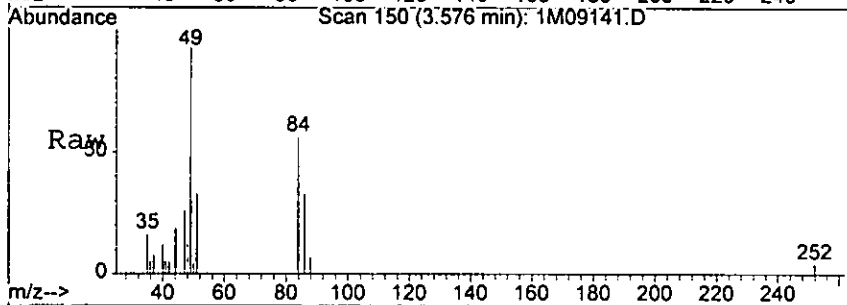
Method : G:\GCMSDATA\2005\GCMS\_1\METHODS\1M\_S0906.M (RTE Integrator)  
Title : @GCMS\_1,ug,624,8260  
Last Update : Wed Sep 07 14:06:34 2005  
Response via : Initial Calibration





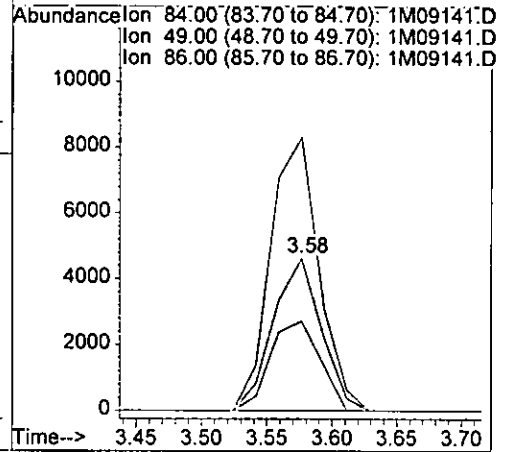
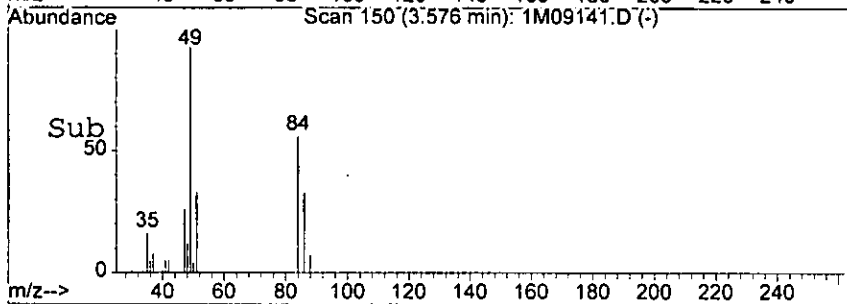
#8  
 Methylene Chloride  
 Concen: 9.56 ug/l  
 RT: 3.58 min Scan# 150  
 Delta R.T. -0.05 min  
 Lab File: 1M09141.D  
 Acq: 9 Sep 2005 23:48

0372



Tgt Ion: 84 Resp: 11865

Ion	Ratio	Lower	Upper
84	100		
49	179.7	132.2	308.4
86	58.7	37.3	87.1



*Handwritten signature*

**Form1**

ORGANICS VOLATILE REPORT

Sample Number: AC19506-024  
 Client Id: PCTP65 (7.5)  
 Data File: 1M09142.D  
 Analysis Date: 09/10/05 00:13  
 Date Rec/Extracted: 09/09/05-NA

Matrix: Soil  
 Initial Vol: 5g  
 Final Vol: NA  
 Dilution: 1  
 Solids: 75

Units: mg/Kg

Cas #	Compound	RL	Conc	Cas #	Compound	RL	Conc
71-55-6	1,1,1-Trichloroethane	0.00033	U	56-23-5	Carbon Tetrachloride	0.0011	U
79-34-5	1,1,2,2-Tetrachloroethane	0.00077	U	108-90-7	Chlorobenzene	0.00067	U
79-00-5	1,1,2-Trichloroethane	0.00074	U	75-00-3	Chloroethane	0.0014	U
75-34-3	1,1-Dichloroethane	0.0010	U	67-66-3	Chloroform	0.00060	U
75-35-4	1,1-Dichloroethene	0.00053	U	74-87-3	Chloromethane	0.0011	U
107-06-2	1,2-Dichloroethane	0.00052	U	156-59-2	cis-1,2-Dichloroethene	0.00064	U
78-87-5	1,2-Dichloropropane	0.00075	U	10061-01-5	cis-1,3-Dichloropropene	0.00061	U
78-93-3	2-Butanone	0.0010	U	124-48-1	Dibromochloromethane	0.00074	U
110-75-8	2-Chloroethylvinylether	0.0010	U	100-41-4	Ethylbenzene	0.00099	U
591-78-6	2-Hexanone	0.00063	U	1330-20-7	m&p-Xylenes	0.0015	U
108-10-1	4-Methyl-2-Pentanone	0.00096	U	<b>75-09-2</b>	<b>Methylene Chloride</b>	<b>0.0019</b>	<b>0.0086 B</b>
<b>67-64-1</b>	<b>Acetone</b>	<b>0.0071</b>	<b>0.043</b>	95-47-6	o-Xylene	0.00062	U
107-02-8	Acrolein	0.0044	U	100-42-5	Styrene	0.00083	U
107-13-1	Acrylonitrile	0.00087	U	127-18-4	Tetrachloroethene	0.0012	U
71-43-2	Benzene	0.00068	U	108-88-3	Toluene	0.0010	U
75-27-4	Bromodichloromethane	0.00055	U	156-60-5	trans-1,2-Dichloroethene	0.00043	U
75-25-2	Bromoform	0.00095	U	10061-02-6	trans-1,3-Dichloropropene	0.00077	U
74-83-9	Bromomethane	0.0012	U	79-01-6	Trichloroethene	0.00081	U
75-15-0	Carbon Disulfide	0.00087	U	75-01-4	Vinyl Chloride	0.00095	U

Worksheet #: 19409

**Total Target Concentration 0.0516**

U - Indicates the compound was analyzed but not detected.  
 B - Indicates the analyte was found in the blank as well as in the sample.  
 E - Indicates the analyte concentration exceeds the calibration range of the instrument.

R - Retention Time Out  
 J - Indicates an estimated value when a compound is detected at less than the specified detection limit.



0376

Data File : G:\GcMsData\2005\GCMS\_1\DATA\09-0905\1M09142.D Vial: 16  
 Acq On : 10 Sep 2005 00:13 Operator: WP  
 Sample : AC19506-024 Inst : GCMS\_1  
 Misc : S,5G Multiplr: 1.00  
 MS Integration Params: RTEINT.P  
 Quant Time: Sep 15 10:08 2005

Quant Results File: 1M\_S0906.RES

Quant Method : G:\GCMSDATA\2005\GCMS\_1\METHODS\1M\_S0906.M (RTE Integrator)  
 Title : @GCMS\_1,ug,624,8260  
 Last Update : Wed Sep 07 14:06:34 2005  
 Response via : Initial Calibration  
 DataAcq Meth : M\_8260A

Internal Standards	R.T.	QIon	Response	Conc	Units	Dev(Min)	
1) Fluorobenzene	6.94	96	172076	30.00	ug/l	-0.04	
39) Chlorobenzene-d5	9.80	117	139728	30.00	ug/l	-0.03	
54) 1,4-Dichlorobenzene-d4	11.59	152	77301	30.00	ug/l	-0.02	
<b>System Monitoring Compounds</b>							
27) Dibromofluoromethane	6.10	111	55712	35.90	ug/l	-0.04	
Spiked Amount	30.000		Recovery	=	119.67%		
28) 1,2-Dichloroethane-d4	6.52	67	31291	36.12	ug/l	-0.05	
Spiked Amount	30.000		Recovery	=	120.40%		
50) Toluene-d8	8.56	98	177380	27.39	ug/l	-0.03	
Spiked Amount	30.000		Recovery	=	91.30%		
58) Bromofluorobenzene	10.72	174	52024	26.63	ug/l	-0.02	
Spiked Amount	30.000		Recovery	=	88.77%		
<b>Target Compounds</b>							
8) Methylene Chloride	3.58	84	5875	6.42	ug/l		Qvalue 64
12) Acetone	3.07	43	12319m	32.35	ug/l		

*hairr*

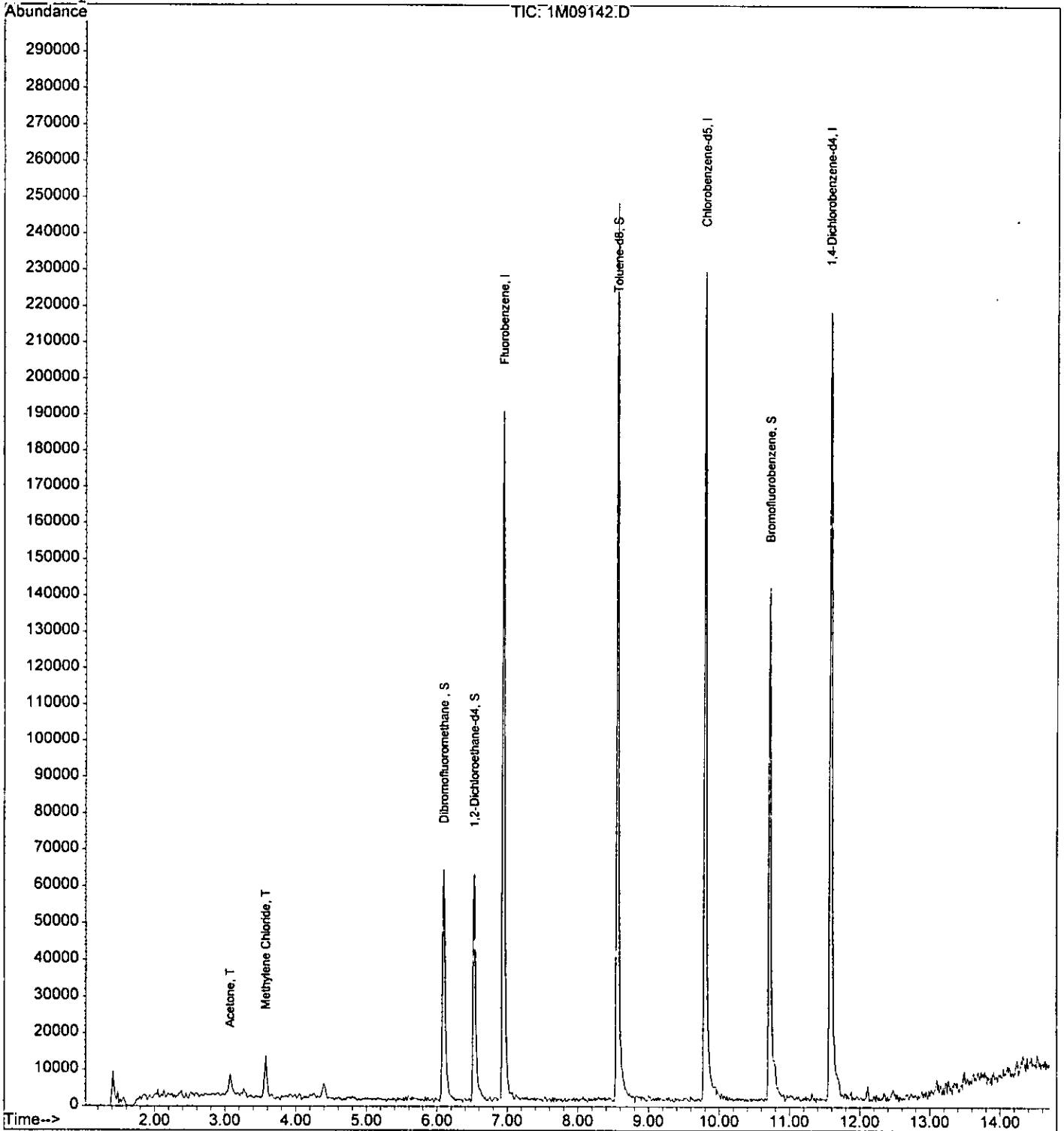
(#) = qualifier out of range (m) = manual integration

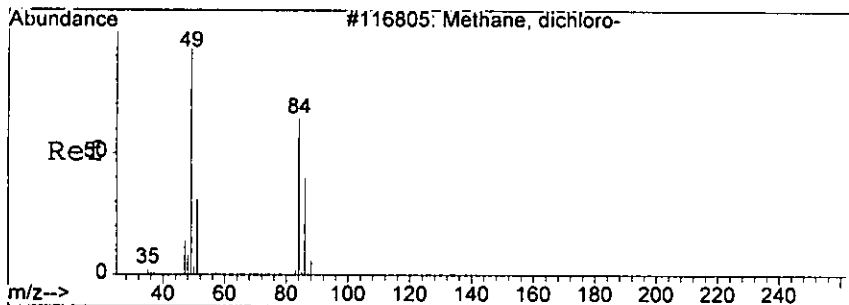
Quantitation Report

Data File : G:\GcMsData\2005\GCMS\_1\DATA\09-0905\1M09142.D Vial: 16  
Acq On : 10 Sep 2005 00:13 Operator: WP  
Sample : AC19506-024 Inst : GCMS\_1  
Misc : S,5G Multiplr: 1.00  
MS Integration Params: RTEINT.P  
Quant Time: Sep 15 10:08 2005

Quant Results File: 1M\_S0906.RES

Method : G:\GCMSDATA\2005\GCMS\_1\METHODS\1M\_S0906.M (RTE Integrator)  
Title : @GCMS\_1,ug,624,8260  
Last Update : Wed Sep 07 14:06:34 2005  
Response via : Initial Calibration



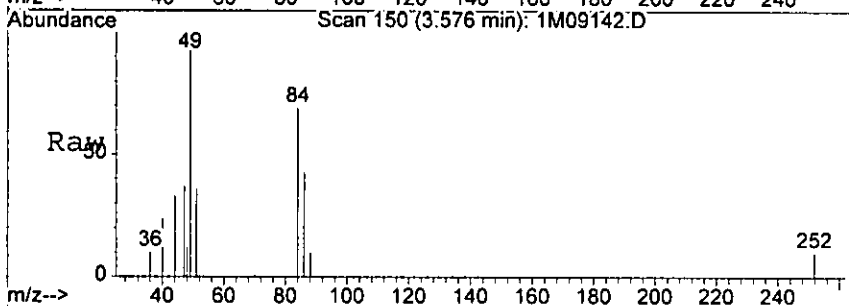


#8  
 Methylene Chloride  
 Concen: 6.42 ug/l  
 RT: 3.58 min Scan# 150  
 Delta R.T. -0.05 min  
 Lab File: 1M09142.D  
 Acq: 10 Sep 2005 00:13

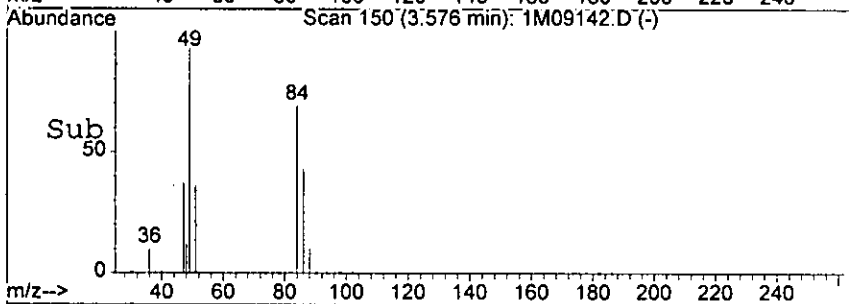
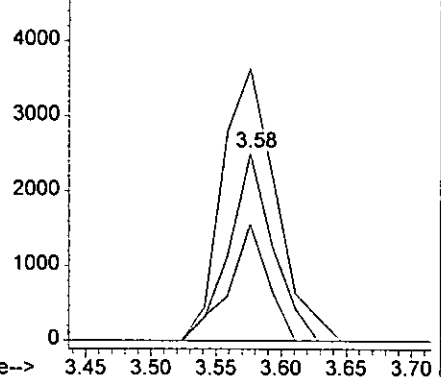
0376

Tgt Ion: 84 Resp: 5875

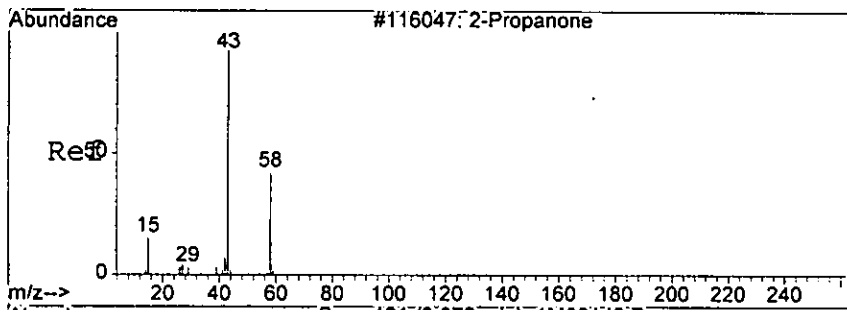
Ion	Ratio	Lower	Upper
84	100		
49	145.3	132.2	308.4
86	62.3	37.3	87.1



Abundance Ion 84.00 (83.70 to 84.70): 1M09142.D  
 Ion 49.00 (48.70 to 49.70): 1M09142.D  
 Ion 86.00 (85.70 to 86.70): 1M09142.D



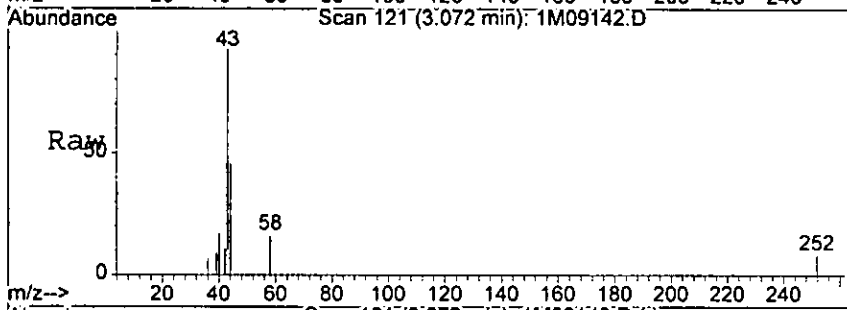
*handwritten mark*



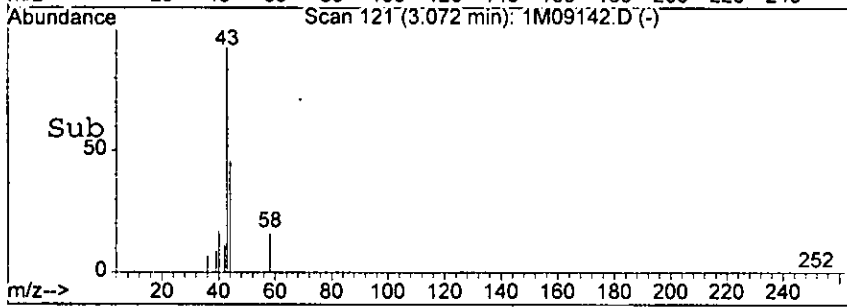
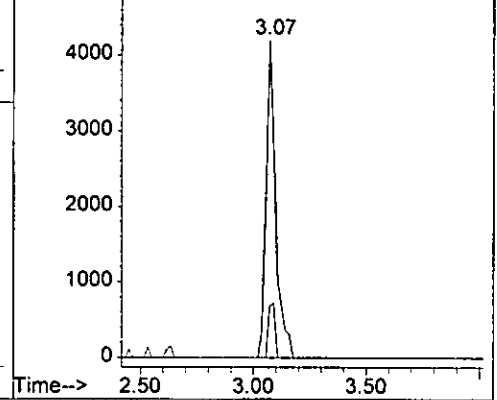
#12  
 Acetone  
 Concen: 32.35 ug/l m  
 RT: 3.07 min Scan# 121  
 Delta R.T. -0.05 min  
 Lab File: 1M09142.D  
 Acq: 10 Sep 2005 00:13

0377

Tgt Ion: 43 Resp: 12319  
 Ion Ratio Lower Upper  
 43 100  
 58 16.1 0.0 55.0



Abundance Ion 43.00 (42.70 to 43.70): 1M09142.D  
 Ion 58.00 (57.70 to 58.70): 1M09142.D



hair

**Form1**  
ORGANICS VOLATILE REPORT

Sample Number: AC19506-025(400UL)	Matrix: Methanol
Client Id: PCTP66 (0.5)	Extraction Ratio: 4g:10ml
Data File: 7M14018.D	Final Vol: NA
Analysis Date: 09/09/05 20:02	Dilution: 250
Date Rec/Extracted: 09/09/05-NA	Solids: 98

Units: mg/Kg

Cas.#	Compound	RL	Conc	Cas.#	Compound	RL	Conc
71-55-6	1,1,1-Trichloroethane	0.048	U	56-23-5	Carbon Tetrachloride	0.060	U
79-34-5	1,1,2,2-Tetrachloroethane	0.050	U	108-90-7	Chlorobenzene	0.049	U
79-00-5	1,1,2-Trichloroethane	0.068	U	75-00-3	Chloroethane	0.093	U
75-34-3	1,1-Dichloroethane	0.079	U	67-66-3	Chloroform	0.056	U
75-35-4	1,1-Dichloroethene	0.060	U	74-87-3	Chloromethane	0.091	U
107-06-2	1,2-Dichloroethane	0.065	U	156-59-2	cis-1,2-Dichloroethene	0.045	U
78-87-5	1,2-Dichloropropane	0.074	U	10061-01-5	cis-1,3-Dichloropropene	0.042	U
78-93-3	2-Butanone	0.11	U	124-48-1	Dibromochloromethane	0.095	U
110-75-8	2-Chloroethylvinylether	0.099	U	100-41-4	Ethylbenzene	0.12	U
591-78-6	2-Hexanone	0.11	U	1330-20-7	m&p-Xylenes	0.12	8.2
108-10-1	4-Methyl-2-Pentanone	0.056	U	75-09-2	Methylene Chloride	0.22	U
67-64-1	Acetone	0.79	U	95-47-6	o-Xylene	0.076	2.2
107-02-8	Acrolein	0.78	U	100-42-5	Styrene	0.025	2.4
107-13-1	Acrylonitrile	0.16	U	127-18-4	Tetrachloroethene	0.073	U
71-43-2	Benzene	0.059	29	108-88-3	Toluene	0.038	22
75-27-4	Bromodichloromethane	0.052	U	156-60-5	trans-1,2-Dichloroethene	0.086	U
75-25-2	Bromoform	0.083	U	10061-02-6	trans-1,3-Dichloropropene	0.035	U
74-83-9	Bromomethane	0.14	U	79-01-6	Trichloroethene	0.053	U
75-15-0	Carbon Disulfide	0.095	U	75-01-4	Vinyl Chloride	0.13	U

Worksheet #: 19381

**Total Target Concentration 63.8**

U - Indicates the compound was analyzed but not detected.  
 B - Indicates the analyte was found in the blank as well as in the sample.  
 E - Indicates the analyte concentration exceeds the calibration range of the instrument.

R - Retention Time Out  
 J - Indicates an estimated value when a compound is detected at less than the specified detection limit.

23

Data File : G:\GcMsData\2005\Gcms\_7\DATA\09-09-05\7M14018.D Vial: 23  
 Acq On : 9 Sep 2005 20:02 Operator: DB G  
 Sample : AC19506-025(400UL) Inst : Gcms\_7  
 Misc : M,MEXT Multiplr: 1.00  
 MS Integration Params: RTEINT.P  
 Quant Time: Sep 15 10:13 2005 Quant Results File: 7M\_A0817.RES

Quant Method : G:\GCMSDATA\2005\GCMS\_7\METHODS\7M\_A0817.M (RTE Integrator)  
 Title : @GCMS\_7,ug,624,8260  
 Last Update : Tue Aug 23 11:12:59 2005  
 Response via : Initial Calibration  
 DataAcq Meth : 7M\_RUN50

Internal Standards	R.T.	QIon	Response	Conc	Units	Dev(Min)
1) Fluorobenzene	5.64	96	203470	30.00	ug/l	-0.01
39) Chlorobenzene-d5	8.07	117	128288	30.00	ug/l	-0.01
54) 1,4-Dichlorobenzene-d4	10.09	152	104524	30.00	ug/l	-0.01
System Monitoring Compounds						
27) Dibromofluoromethane	5.09	111	54006	29.93	ug/l	-0.01
Spiked Amount	30.000		Recovery	=	99.77%	
28) 1,2-Dichloroethane-d4	5.37	102	12172	30.26	ug/l	-0.01
Spiked Amount	30.000		Recovery	=	100.87%	
50) Toluene-d8	6.89	100	106011	27.82	ug/l	0.00
Spiked Amount	30.000		Recovery	=	92.73%	
58) Bromofluorobenzene	9.07	174	67666	23.33	ug/l	-0.01
Spiked Amount	30.000		Recovery	=	77.77%	
Target Compounds						
38) Benzene	5.42	78	641760	113.36	ug/l	100
51) Toluene	6.94	92	286283	85.04	ug/l	100
59) Styrene	8.63	104	45743	9.25	ug/l	98
60) m&p-Xylenes	8.28	106	94346	31.95	ug/l	97
61) o-Xylene	8.62	106	25210	8.56	ug/l	96


*W115*

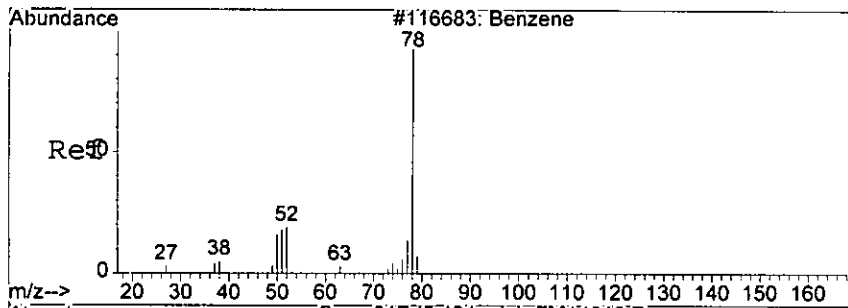
Quantitation Report

Data File : G:\GcMsData\2005\Gcms\_7\DATA\09-09-05\7M14018.D Vial: 2  
Acq On : 9 Sep 2005 20:02 Operator: DB  
Sample : AC19506-025(400UL) Inst : Gcms\_7  
Misc : M,MEXT Multiplr: 1.00  
MS Integration Params: RTEINT.P  
Quant Time: Sep 15 10:13 2005

Quant Results File: 7M\_A0817.RES

Method : G:\GCMSDATA\2005\GCMS\_7\METHODS\7M\_A0817.M (RTE Integrator)  
Title : @GCMS\_7,ug,624,8260  
Last Update : Tue Aug 23 11:12:59 2005  
Response via : Initial Calibration

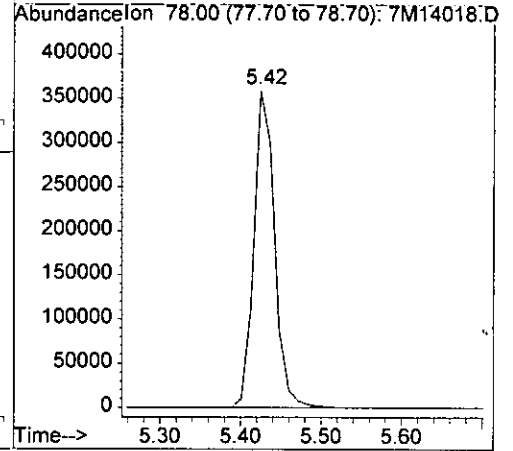
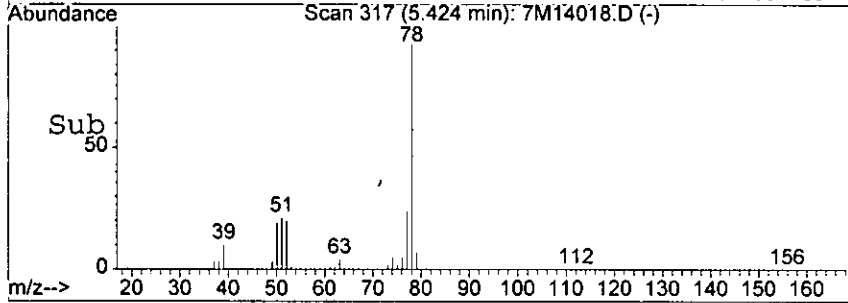
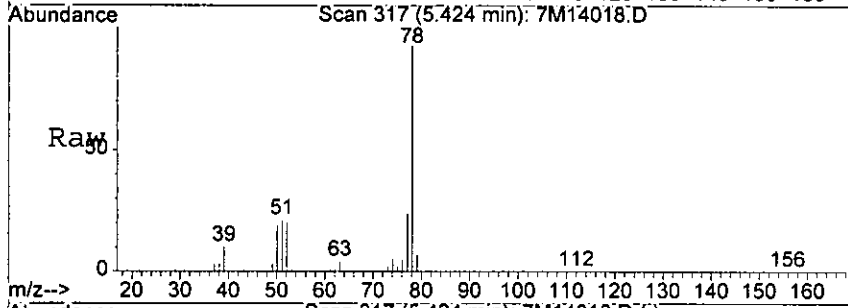




#38  
Benzene  
Concen: 113.36 ug/l  
RT: 5.42 min Scan# 317  
Delta R.T. -0.01 min  
Lab File: 7M14018.D  
Acq: 9 Sep 2005 20:02

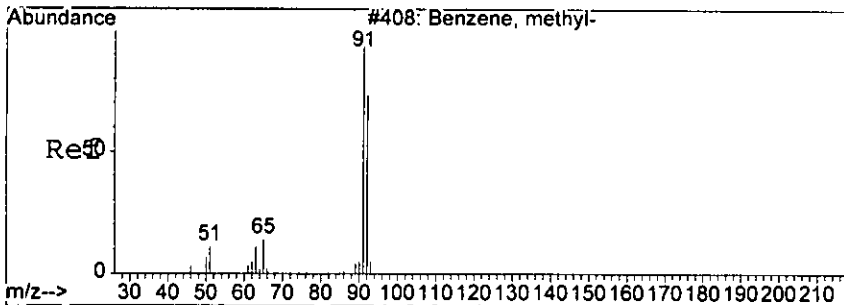
1881

Tgt Ion: 78 Resp: 641760



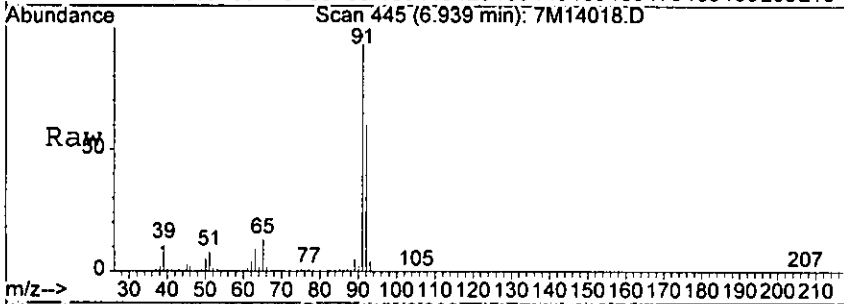
*handwritten signature*



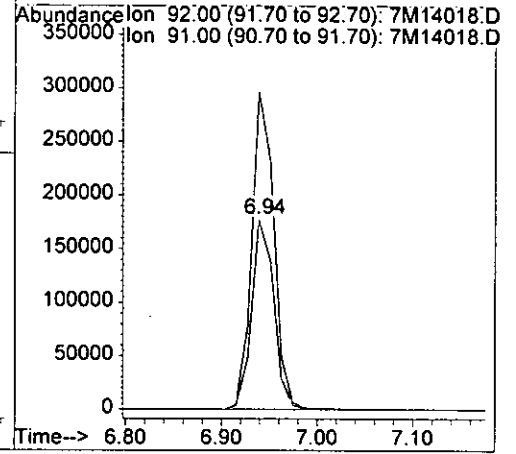
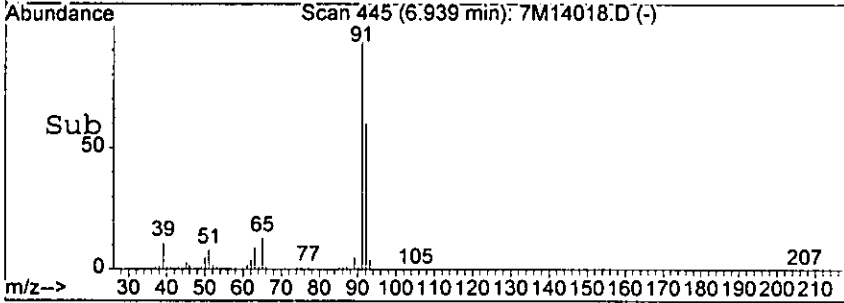


#51  
 Toluene  
 Concen: 85.04 ug/l  
 RT: 6.94 min Scan# 445  
 Delta R.T. -0.01 min  
 Lab File: 7M14018.D  
 Acq: 9 Sep 2005 20:02

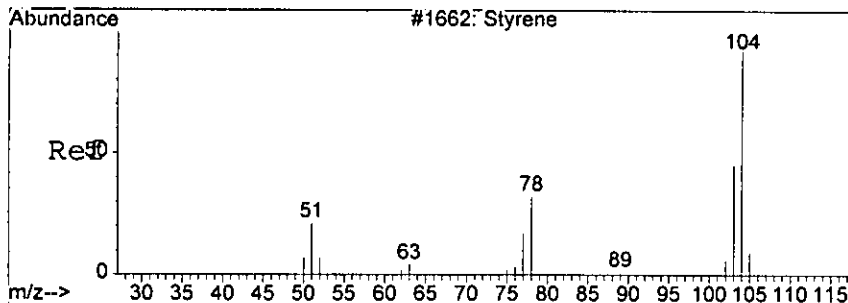
#51



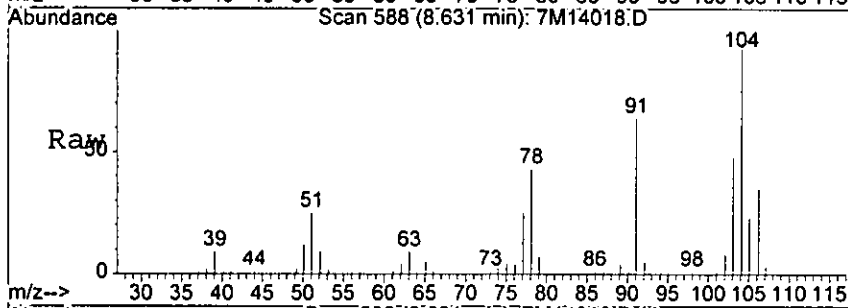
Tgt Ion: 92 Resp: 286283  
 Ion Ratio Lower Upper  
 92 100  
 91 167.8 100.4 234.4



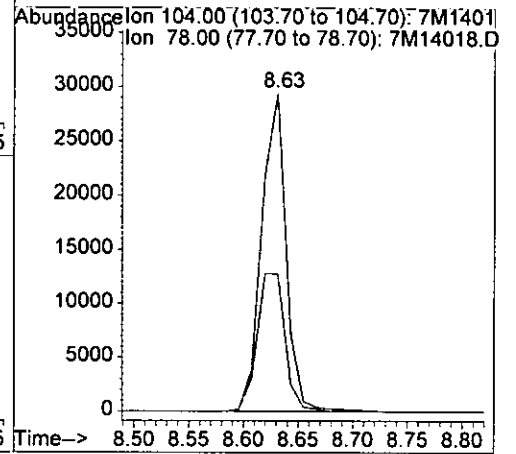
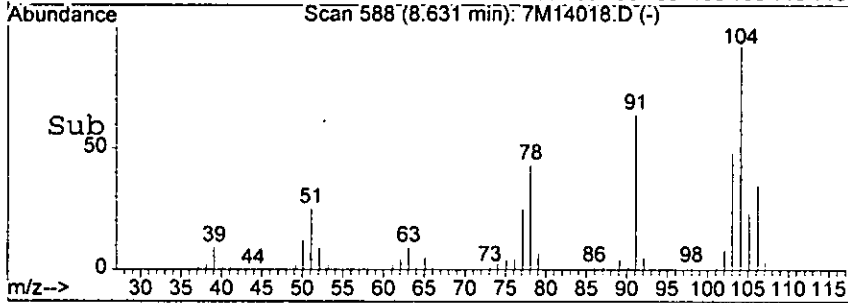
*hair*



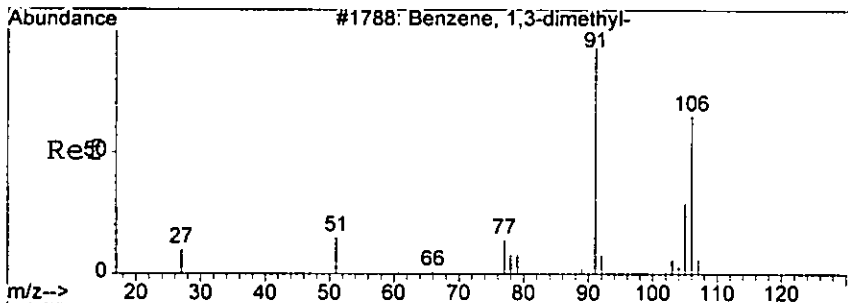
#59  
 Styrene  
 Concen: 9.25 ug/l  
 RT: 8.63 min Scan# 588  
 Delta R.T. 0.00 min  
 Lab File: 7M14018.D  
 Acq: 9 Sep 2005 20:02



Tgt Ion: 104 Resp: 45743  
 Ion Ratio Lower Upper  
 104 100  
 78 43.4 2.1 82.1



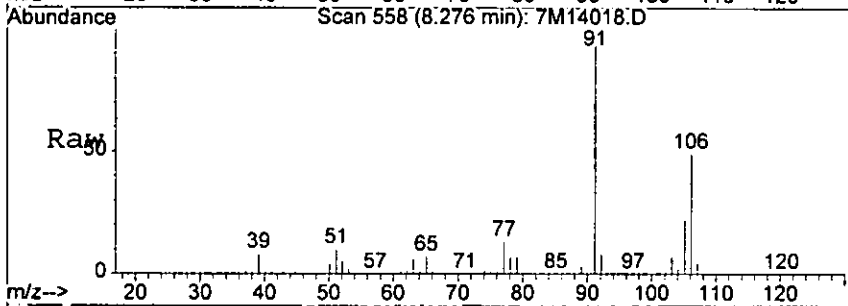
*hair*



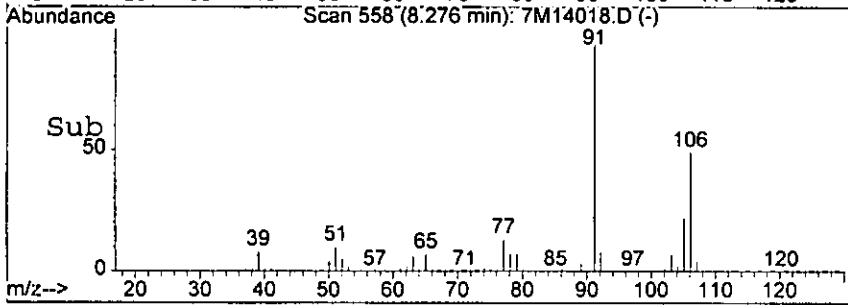
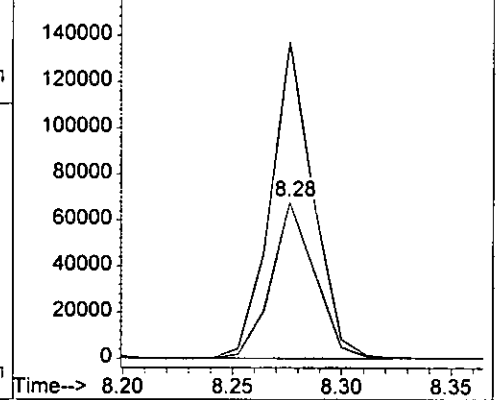
#60  
 m&p-Xylenes  
 Concen: 31.95 ug/l  
 RT: 8.28 min Scan# 558  
 Delta R.T. -0.01 min  
 Lab File: 7M14018.D  
 Acq: 9 Sep 2005 20:02

0384

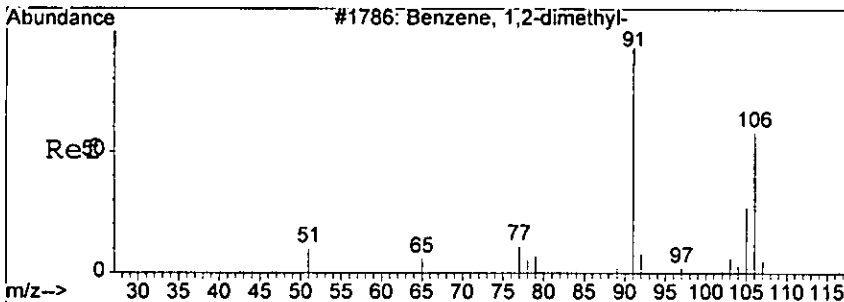
Tgt Ion:106 Resp: 94346  
 Ion Ratio Lower Upper  
 106 100  
 91 202.5 119.1 277.9



Abundance Ion 106.00 (105.70 to 106.70): 7M14018.D  
 160000 Ion 91.00 (90.70 to 91.70): 7M14018.D



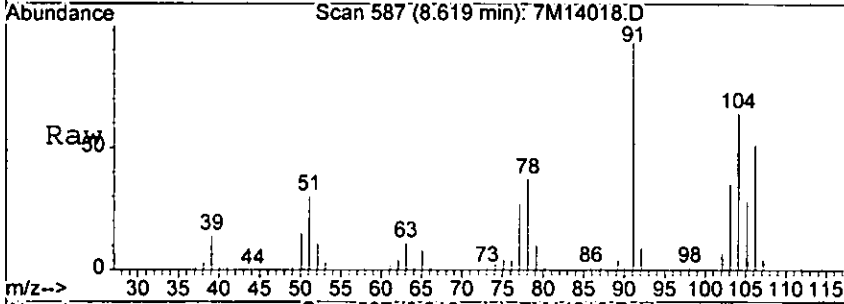
hair



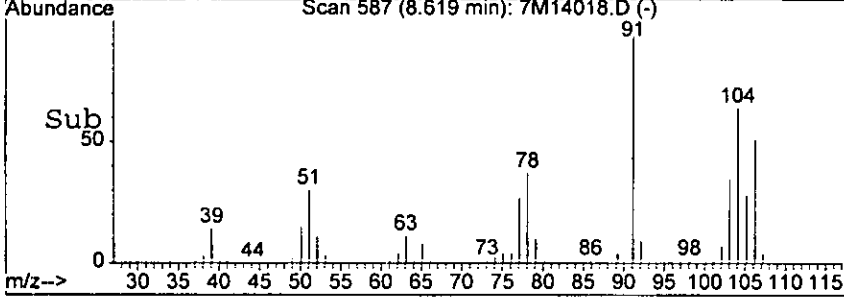
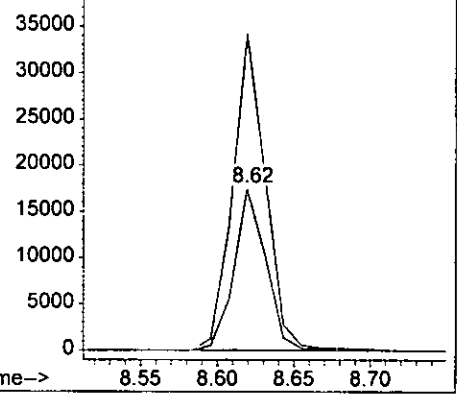
#61  
 o-Xylene  
 Concen: 8.56 ug/l  
 RT: 8.62 min Scan# 587  
 Delta R.T. -0.01 min  
 Lab File: 7M14018.D  
 Acq: 9 Sep 2005 20:02

0385

Tgt Ion:106 Resp: 25210  
 Ion Ratio Lower Upper  
 106 100  
 91 195.9 121.4 283.4



Abundance Ion 106.00 (105.70 to 106.70): 7M14018.D  
 Ion 91.00 (90.70 to 91.70): 7M14018.D



*hair*

# Form1

## ORGANICS VOLATILE REPORT

0385

Sample Number: AC19506-026  
 Client Id: PCTP66 (7.5)  
 Data File: 1M09143.D  
 Analysis Date: 09/10/05 00:37  
 Date Rec/Extracted: 09/09/05-NA

Matrix: Soil  
 Initial Vol: 5g  
 Final Vol: NA  
 Dilution: 1  
 Solids: 68

Units: mg/Kg

Cas #	Compound	RL	Conc	Cas #	Compound	RL	Conc
71-55-6	1,1,1-Trichloroethane	0.00037	U	56-23-5	Carbon Tetrachloride	0.0012	U
79-34-5	1,1,2,2-Tetrachloroethane	0.00085	U	108-90-7	Chlorobenzene	0.00074	U
79-00-5	1,1,2-Trichloroethane	0.00082	U	75-00-3	Chloroethane	0.0015	U
75-34-3	1,1-Dichloroethane	0.0011	U	67-66-3	Chloroform	0.00067	U
75-35-4	1,1-Dichloroethene	0.00059	U	74-87-3	Chloromethane	0.0012	U
107-06-2	1,2-Dichloroethane	0.00058	U	156-59-2	cis-1,2-Dichloroethene	0.00070	U
78-87-5	1,2-Dichloropropane	0.00083	U	10061-01-5	cis-1,3-Dichloropropene	0.00067	U
78-93-3	2-Butanone	0.0011	U	124-48-1	Dibromochloromethane	0.00082	U
110-75-8	2-Chloroethylvinylether	0.0011	U	100-41-4	Ethylbenzene	0.0011	U
591-78-6	2-Hexanone	0.00070	U	1330-20-7	m&p-Xylenes	0.0016	U
108-10-1	4-Methyl-2-Pentanone	0.0011	U	<b>75-09-2</b>	<b>Methylene Chloride</b>	<b>0.0021</b>	<b>0.013 B</b>
<b>67-64-1</b>	<b>Acetone</b>	<b>0.0078</b>	<b>0.056</b>	95-47-6	o-Xylene	0.00069	U
107-02-8	Acrolein	0.0049	U	100-42-5	Styrene	0.00091	U
107-13-1	Acrylonitrile	0.00096	U	127-18-4	Tetrachloroethene	0.0013	U
71-43-2	Benzene	0.00075	U	108-88-3	Toluene	0.0011	U
75-27-4	Bromodichloromethane	0.00061	U	156-60-5	trans-1,2-Dichloroethene	0.00047	U
75-25-2	Bromoform	0.0011	U	10061-02-6	trans-1,3-Dichloropropene	0.00084	U
74-83-9	Bromomethane	0.0014	U	79-01-6	Trichloroethene	0.00090	U
75-15-0	Carbon Disulfide	0.00096	U	75-01-4	Vinyl Chloride	0.0010	U

Worksheet #: 19409

**Total Target Concentration 0.069**

U - Indicates the compound was analyzed but not detected.  
 B - Indicates the analyte was found in the blank as well as in the sample.  
 E - Indicates the analyte concentration exceeds the calibration range of the instrument.

R - Retention Time Out  
 J - Indicates an estimated value when a compound is detected at less than the specified detection limit.

0387

Data File : G:\GcMsData\2005\GCMS\_1\DATA\09-0905\1M09143.D Vial: 17  
 Acq On : 10 Sep 2005 00:37 Operator: WP  
 Sample : AC19506-026 Inst : GCMS\_1  
 Misc : S,5G Multiplr: 1.00  
 MS Integration Params: RTEINT.P  
 Quant Time: Sep 15 10:10 2005 Quant Results File: 1M\_S0906.RES

Quant Method : G:\GCMSDATA\2005\GCMS\_1\METHODS\1M\_S0906.M (RTE Integrator)  
 Title : @GCMS\_1,ug,624,8260  
 Last Update : Wed Sep 07 14:06:34 2005  
 Response via : Initial Calibration  
 DataAcq Meth : M\_8260A

Internal Standards	R.T.	QIon	Response	Conc	Units	Dev (Min)
1) Fluorobenzene	6.93	96	215054	30.00	ug/l	-0.05
39) Chlorobenzene-d5	9.80	117	179246	30.00	ug/l	-0.03
54) 1,4-Dichlorobenzene-d4	11.59	152	106223	30.00	ug/l	-0.02
<b>System Monitoring Compounds</b>						
27) Dibromofluoromethane	6.09	111	68676	35.41	ug/l	-0.05
Spiked Amount	30.000					
						Recovery = 118.03%
28) 1,2-Dichloroethane-d4	6.52	67	36173	33.41	ug/l	-0.05
Spiked Amount	30.000					
						Recovery = 111.37%
50) Toluene-d8	8.56	98	224866	27.07	ug/l	-0.03
Spiked Amount	30.000					
						Recovery = 90.23%
58) Bromofluorobenzene	10.72	174	75228	28.02	ug/l	-0.02
Spiked Amount	30.000					
						Recovery = 93.40%
<b>Target Compounds</b>						
8) Methylene Chloride	3.58	84	10255	8.96	ug/l	Qvalue 80
12) Acetone	3.07	43	18078m	37.98	ug/l	

*Went*

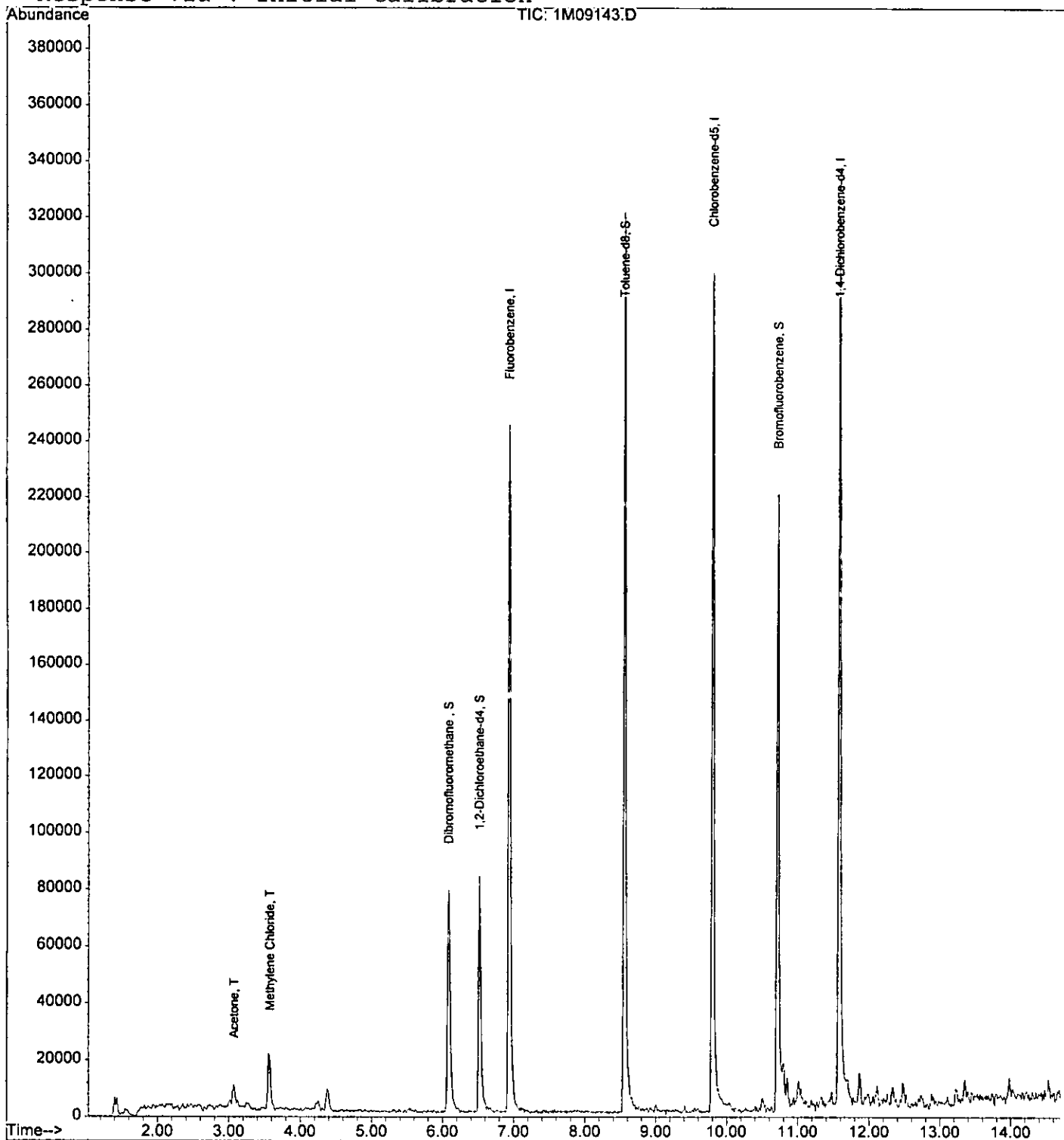
Quantitation Report

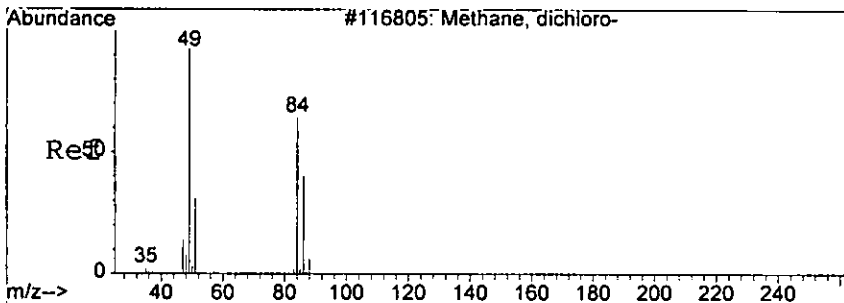
8333

Data File : G:\GcMsData\2005\GCMS\_1\DATA\09-0905\1M09143.D Vial: 1703  
Acq On : 10 Sep 2005 00:37 Operator: WP  
Sample : AC19506-026 Inst : GCMS\_1  
Misc : S,5G Multiplr: 1.00  
MS Integration Params: RTEINT.P  
Quant Time: Sep 15 10:10 2005

Quant Results File: 1M\_S0906.RES

Method : G:\GCMSDATA\2005\GCMS\_1\METHODS\1M\_S0906.M (RTE Integrator)  
Title : @GCMS\_1,ug,624,8260  
Last Update : Wed Sep 07 14:06:34 2005  
Response via : Initial Calibration

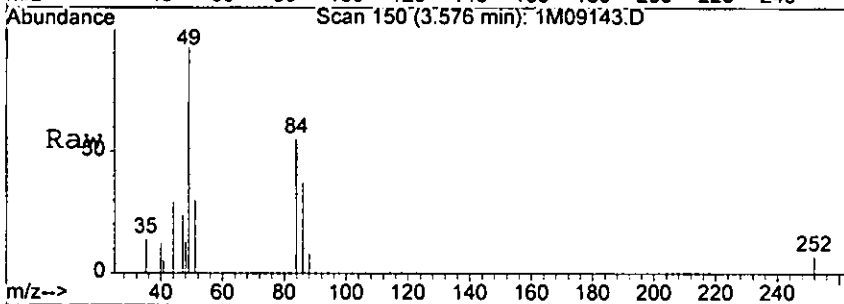




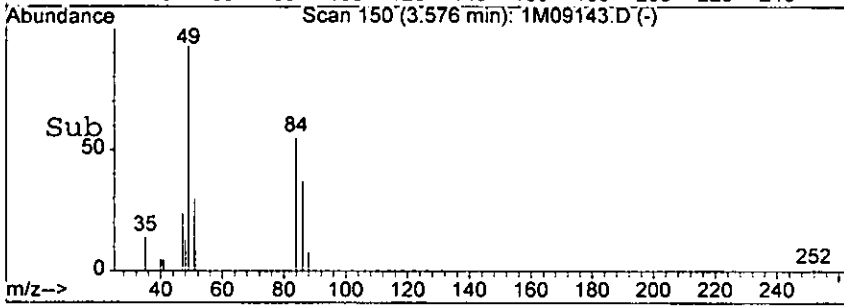
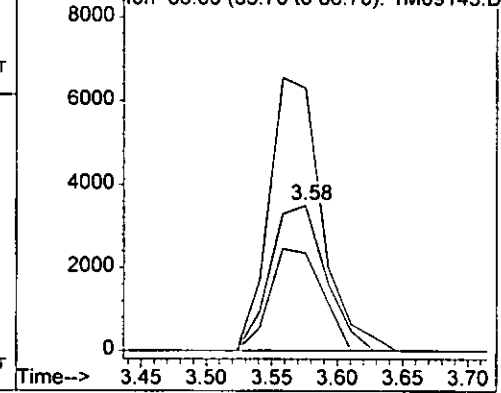
#8  
 Methylene Chloride  
 Concen: 8.96 ug/l  
 RT: 3.58 min Scan# 150  
 Delta R.T. -0.05 min  
 Lab File: 1M09143.D  
 Acq: 10 Sep 2005 00:37

0389

Tgt Ion	Resp	Lower	Upper
84	10255		
84	100		
49	181.0	132.2	308.4
86	67.3	37.3	87.1

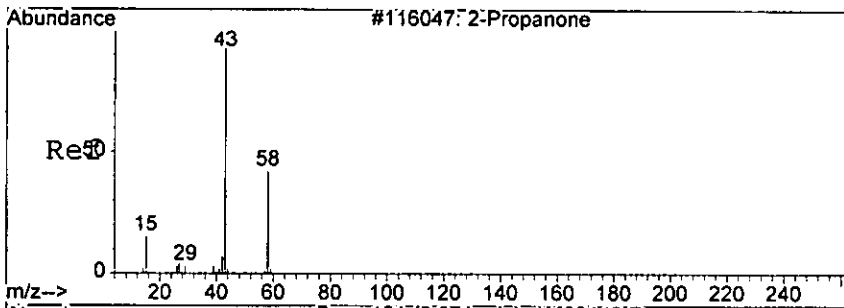


Abundance Ion 84.00 (83.70 to 84.70): 1M09143.D  
 Ion 49.00 (48.70 to 49.70): 1M09143.D  
 Ion 86.00 (85.70 to 86.70): 1M09143.D



*handwritten signature*



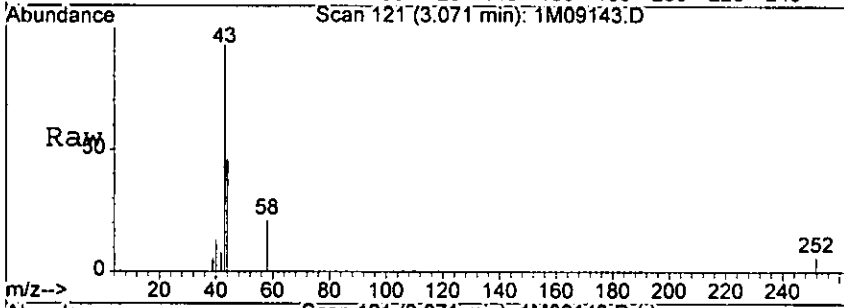


#12  
 Acetone  
 Concen: 37.98 ug/l m  
 RT: 3.07 min Scan# 121  
 Delta R.T. -0.05 min  
 Lab File: 1M09143.D  
 Acq: 10 Sep 2005 00:37

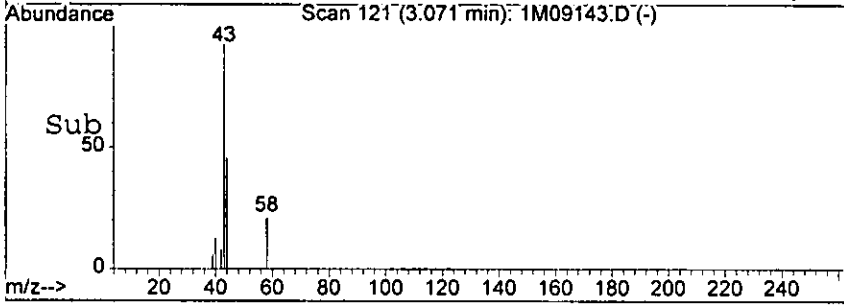
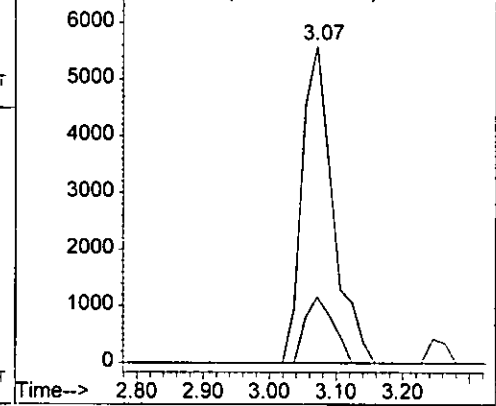
0398

Tgt Ion: 43 Resp: 18078

Ion	Ratio	Lower	Upper
43	100		
58	20.7	0.0	55.0



Abundance Ion 43.00 (42.70 to 43.70): 1M09143.D  
 Ion 58.00 (57.70 to 58.70): 1M09143.D



*hair*

# Form1

## ORGANICS VOLATILE REPORT

0331

Sample Number: AC19506-027  
 Client Id: PCTP75 (0.5)  
 Data File: 1M09144.D  
 Analysis Date: 09/10/05 01:02  
 Date Rec/Extracted: 09/09/05-NA

Matrix: Soil  
 Initial Vol: 5g  
 Final Vol: NA  
 Dilution: 1  
 Solids: 97

Units: mg/Kg

Cas #	Compound	RL	Conc	Cas #	Compound	RL	Conc
71-55-6	1,1,1-Trichloroethane	0.00026	U	56-23-5	Carbon Tetrachloride	0.00087	U
79-34-5	1,1,2,2-Tetrachloroethane	0.00059	U	108-90-7	Chlorobenzene	0.00052	U
79-00-5	1,1,2-Trichloroethane	0.00058	U	75-00-3	Chloroethane	0.0011	U
75-34-3	1,1-Dichloroethane	0.00078	U	67-66-3	Chloroform	0.00047	U
75-35-4	1,1-Dichloroethene	0.00041	U	74-87-3	Chloromethane	0.00082	U
107-06-2	1,2-Dichloroethane	0.00040	U	156-59-2	cis-1,2-Dichloroethene	0.00049	U
78-87-5	1,2-Dichloropropane	0.00058	U	10061-01-5	cis-1,3-Dichloropropene	0.00047	U
78-93-3	2-Butanone	0.00080	U	124-48-1	Dibromochloromethane	0.00057	U
110-75-8	2-Chloroethylvinylether	0.00079	U	100-41-4	Ethylbenzene	0.00077	U
591-78-6	2-Hexanone	0.00049	U	1330-20-7	m&p-Xylenes	0.0011	U
108-10-1	4-Methyl-2-Pentanone	0.00074	U	<b>75-09-2</b>	<b>Methylene Chloride</b>	<b>0.0015</b>	<b>0.0034 B</b>
67-64-1	Acetone	0.0055	U	95-47-6	o-Xylene	0.00048	U
107-02-8	Acrolein	0.0034	U	100-42-5	Styrene	0.00064	U
107-13-1	Acrylonitrile	0.00067	U	127-18-4	Tetrachloroethene	0.00093	U
71-43-2	Benzene	0.00053	U	108-88-3	Toluene	0.00078	U
75-27-4	Bromodichloromethane	0.00043	U	156-60-5	trans-1,2-Dichloroethene	0.00033	U
75-25-2	Bromoform	0.00074	U	10061-02-6	trans-1,3-Dichloropropene	0.00059	U
74-83-9	Bromomethane	0.00096	U	79-01-6	Trichloroethene	0.00063	U
75-15-0	Carbon Disulfide	0.00067	U	75-01-4	Vinyl Chloride	0.00074	U

Worksheet #: 19409

**Total Target Concentration 0.0034**

*U - Indicates the compound was analyzed but not detected.  
 B - Indicates the analyte was found in the blank as well as in the sample.  
 E - Indicates the analyte concentration exceeds the calibration range of the instrument.*

*R - Retention Time Out  
 J - Indicates an estimated value when a compound is detected at less than the specified detection limit.*

180

Data File : G:\GCMSDATA\2005\GCMS\_1\DATA\09-0905\1M09144.D Vial: 180  
 Acq On : 10 Sep 2005 1:02 Operator: WP  
 Sample : AC19506-027 Inst : GCMS\_1  
 Misc : S,5G Multiplr: 1.00  
 MS Integration Params: RTEINT.P  
 Quant Time: Sep 15 13:13 2005

Quant Results File: 1M\_S0906.RES

Quant Method : G:\GCMSDATA\2005\GCMS\_1\METHODS\1M\_S0906.M (RTE Integrator)  
 Title : @GCMS\_1,ug,624,8260  
 Last Update : Wed Sep 07 14:06:34 2005  
 Response via : Initial Calibration  
 DataAcq Meth : M\_8260A

Internal Standards	R.T.	QIon	Response	Conc	Units	Dev (Min)
1) Fluorobenzene	6.93	96	224233	30.00	ug/l	-0.05
39) Chlorobenzene-d5	9.80	117	163477	30.00	ug/l	-0.03
54) 1,4-Dichlorobenzene-d4	11.59	152	71313	30.00	ug/l	-0.02
<b>System Monitoring Compounds</b>						
27) Dibromofluoromethane	6.09	111	75550	37.36	ug/l	-0.05
Spiked Amount	30.000		Recovery	=	124.53%	
28) 1,2-Dichloroethane-d4	6.52	67	37180	32.94	ug/l	-0.05
Spiked Amount	30.000		Recovery	=	109.80%	
50) Toluene-d8	8.55	98	226107	29.85	ug/l	-0.04
Spiked Amount	30.000		Recovery	=	99.50%	
58) Bromofluorobenzene	10.72	174	62070	34.44	ug/l	-0.02
Spiked Amount	30.000		Recovery	=	114.80%	
<b>Target Compounds</b>						
8) Methylene Chloride	3.58	84	3987m	3.34	ug/l	Qvalue

*h915*

Quantitation Report

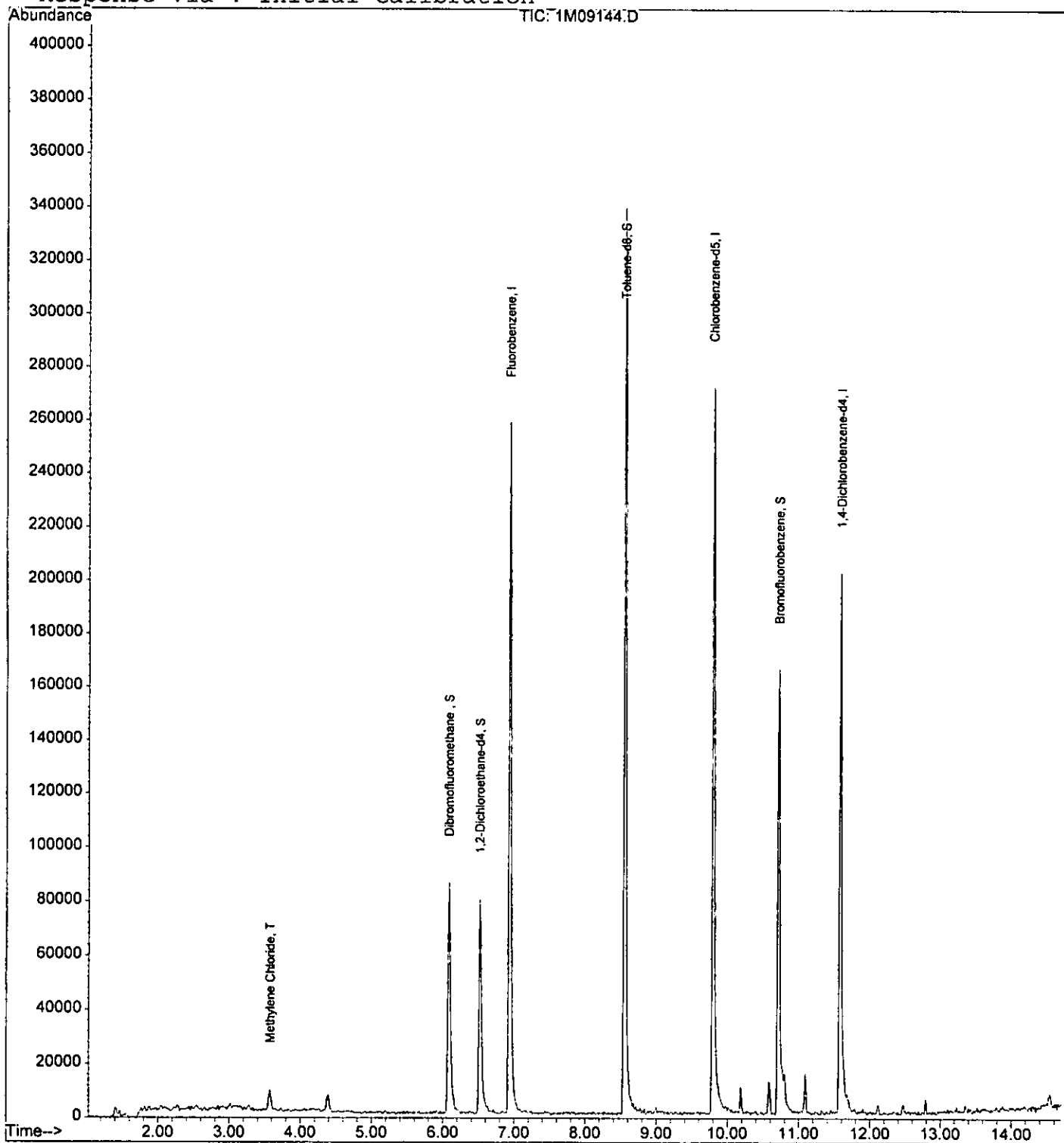
18  
22

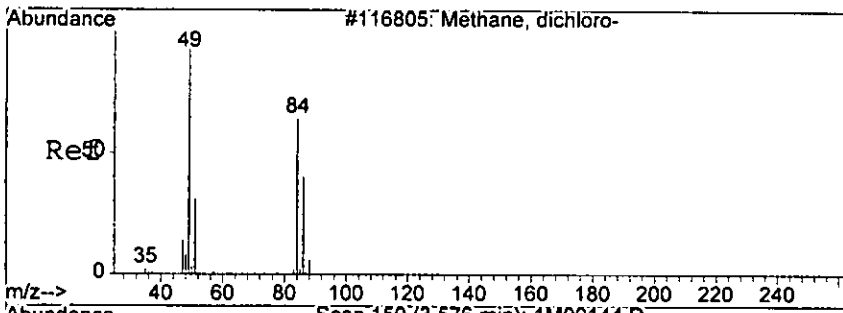
Data File : G:\GCMSDATA\2005\GCMS\_1\DATA\09-0905\1M09144.D  
Acq On : 10 Sep 2005 1:02  
Sample : AC19506-027  
Misc : S,5G  
MS Integration Params: RTEINT.P  
Quant Time: Sep 15 13:13 2005

Vial: 18  
Operator: WP  
Inst : GCMS\_1  
Multiplr: 1.00

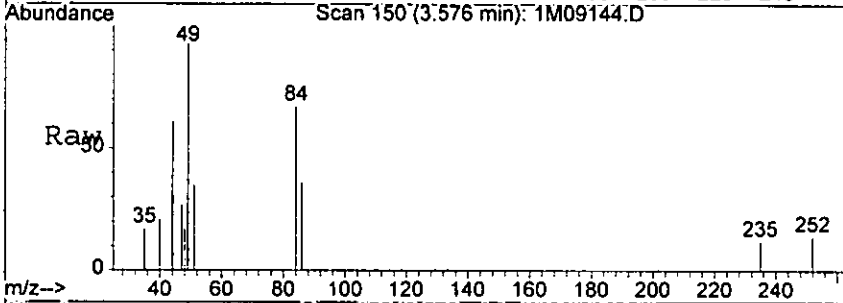
Quant Results File: 1M\_S0906.RES

Method : G:\GCMSDATA\2005\GCMS\_1\METHODS\1M\_S0906.M (RTE Integrator)  
Title : @GCMS\_1,ug,624,8260  
Last Update : Wed Sep 07 14:06:34 2005  
Response via : Initial Calibration



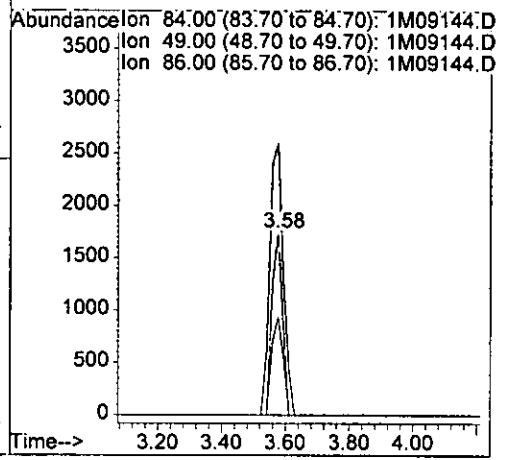
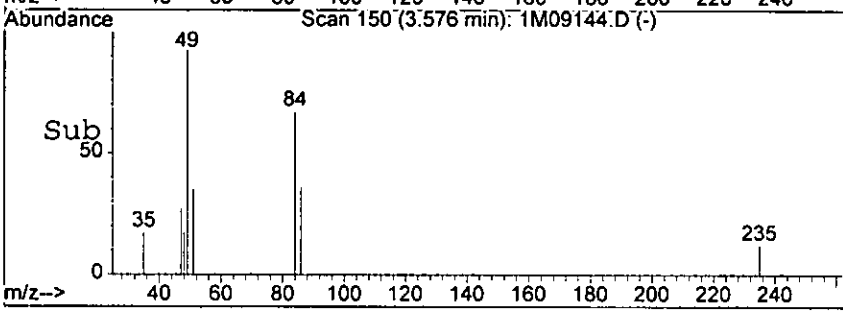


#8  
 Methylene Chloride  
 Concen: 3.34 ug/l m  
 RT: 3.58 min Scan# 150  
 Delta R.T. -0.05 min  
 Lab File: 1M09144.D  
 Acq: 10 Sep 2005 1:02



Tgt Ion: 84 Resp: 3987

Ion	Ratio	Lower	Upper
84	100		
49	150.2	132.2	308.4
86	54.1	37.3	87.1



*handwritten signature*

# Form1

## ORGANICS VOLATILE REPORT

0395

Sample Number: AC19506-028(5X)	Matrix: Soil
Client Id: PCTP75 (11)	Initial Vol: 5g
Data File: 1M09151.D	Final Vol: NA
Analysis Date: 09/10/05 03:53	Dilution: 5
Date Rec/Extracted: 09/09/05-NA	Solids: 89

Units: mg/Kg

Cas #	Compound	RL	Conc	Cas #	Compound	RL	Conc
71-55-6	1,1,1-Trichloroethane	0.0014	U	56-23-5	Carbon Tetrachloride	0.0048	U
79-34-5	1,1,2,2-Tetrachloroethane	0.0032	U	108-90-7	Chlorobenzene	0.0028	U
79-00-5	1,1,2-Trichloroethane	0.0031	U	75-00-3	Chloroethane	0.0058	U
75-34-3	1,1-Dichloroethane	0.0043	U	67-66-3	Chloroform	0.0025	U
75-35-4	1,1-Dichloroethene	0.0022	U	74-87-3	Chloromethane	0.0044	U
107-06-2	1,2-Dichloroethane	0.0022	U	156-59-2	cis-1,2-Dichloroethene	0.0027	U
78-87-5	1,2-Dichloropropane	0.0032	U	10061-01-5	cis-1,3-Dichloropropene	0.0026	U
78-93-3	2-Butanone	0.0044	U	124-48-1	Dibromochloromethane	0.0031	U
110-75-8	2-Chloroethylvinylether	0.0043	U	100-41-4	Ethylbenzene	0.0042	2.4
591-78-6	2-Hexanone	0.0027	U	1330-20-7	m&p-Xylenes	0.0062	0.10
108-10-1	4-Methyl-2-Pentanone	0.0040	U	75-09-2	Methylene Chloride	0.0081	0.030 B
67-64-1	Acetone	0.030	0.11	95-47-6	o-Xylene	0.0026	0.23
107-02-8	Acrolein	0.019	U	100-42-5	Styrene	0.0035	U
107-13-1	Acrylonitrile	0.0037	U	127-18-4	Tetrachloroethene	0.0051	U
71-43-2	Benzene	0.0029	2.8	108-88-3	Toluene	0.0042	0.028
75-27-4	Bromodichloromethane	0.0023	U	156-60-5	trans-1,2-Dichloroethene	0.0018	U
75-25-2	Bromoform	0.0040	U	10061-02-6	trans-1,3-Dichloropropene	0.0032	U
74-83-9	Bromomethane	0.0052	U	79-01-6	Trichloroethene	0.0034	U
75-15-0	Carbon Disulfide	0.0037	U	75-01-4	Vinyl Chloride	0.0040	U

Worksheet #: 19409

**Total Target Concentration 5.698**

U - Indicates the compound was analyzed but not detected.  
 B - Indicates the analyte was found in the blank as well as in the sample.  
 E - Indicates the analyte concentration exceeds the calibration range of the instrument.

R - Retention Time Out  
 J - Indicates an estimated value when a compound is detected at less than the specified detection limit.

26395

Data File : G:\GcMsData\2005\GCMS\_1\DATA\09-0905\1M09151.D Vial: 26395  
 Acq On : 10 Sep 2005 3:53 Operator: WP  
 Sample : AC19506-028(5X) Inst : GCMS\_1  
 Misc : S,5G Multiplr: 1.00  
 MS Integration Params: RTEINT.P  
 Quant Time: Sep 15 10:10 2005 Quant Results File: 1M\_S0906.RES

Quant Method : G:\GCMSDATA\2005\GCMS\_1\METHODS\1M\_S0906.M (RTE Integrator)  
 Title : @GCMS\_1,ug,624,8260  
 Last Update : Wed Sep 07 14:06:34 2005  
 Response via : Initial Calibration  
 DataAcq Meth : M\_8260A

Internal Standards	R.T.	QIon	Response	Conc	Units	Dev(Min)
1) Fluorobenzene	6.93	96	258877	30.00	ug/l	-0.05
39) Chlorobenzene-d5	9.79	117	210812	30.00	ug/l	-0.04
54) 1,4-Dichlorobenzene-d4	11.58	152	111951	30.00	ug/l	-0.03
System Monitoring Compounds						
27) Dibromofluoromethane	6.09	111	68952	29.53	ug/l	-0.05
Spiked Amount	30.000		Recovery	=	98.43%	
28) 1,2-Dichloroethane-d4	6.52	67	38083	29.22	ug/l	-0.05
Spiked Amount	30.000		Recovery	=	97.40%	
50) Toluene-d8	8.55	98	278248	28.48	ug/l	-0.04
Spiked Amount	30.000		Recovery	=	94.93%	
58) Bromofluorobenzene	10.71	174	90809	32.10	ug/l	-0.03
Spiked Amount	30.000		Recovery	=	107.00%	
Target Compounds						
8) Methylene Chloride	3.58	84	7350	5.34	ug/l	86
12) Acetone	3.07	43	10943m	19.10	ug/l	
38) Benzene	6.59	78	5194899	492.05	ug/l	100
51) Toluene	8.62	92	37665	5.01	ug/l	99
56) Ethylbenzene	9.90	106	857073	419.12	ug/l	88
60) m&p-Xylenes	10.00	106	83617	18.05	ug/l	96
61) o-Xylene	10.30	106	193584	40.92	ug/l	99

W0155

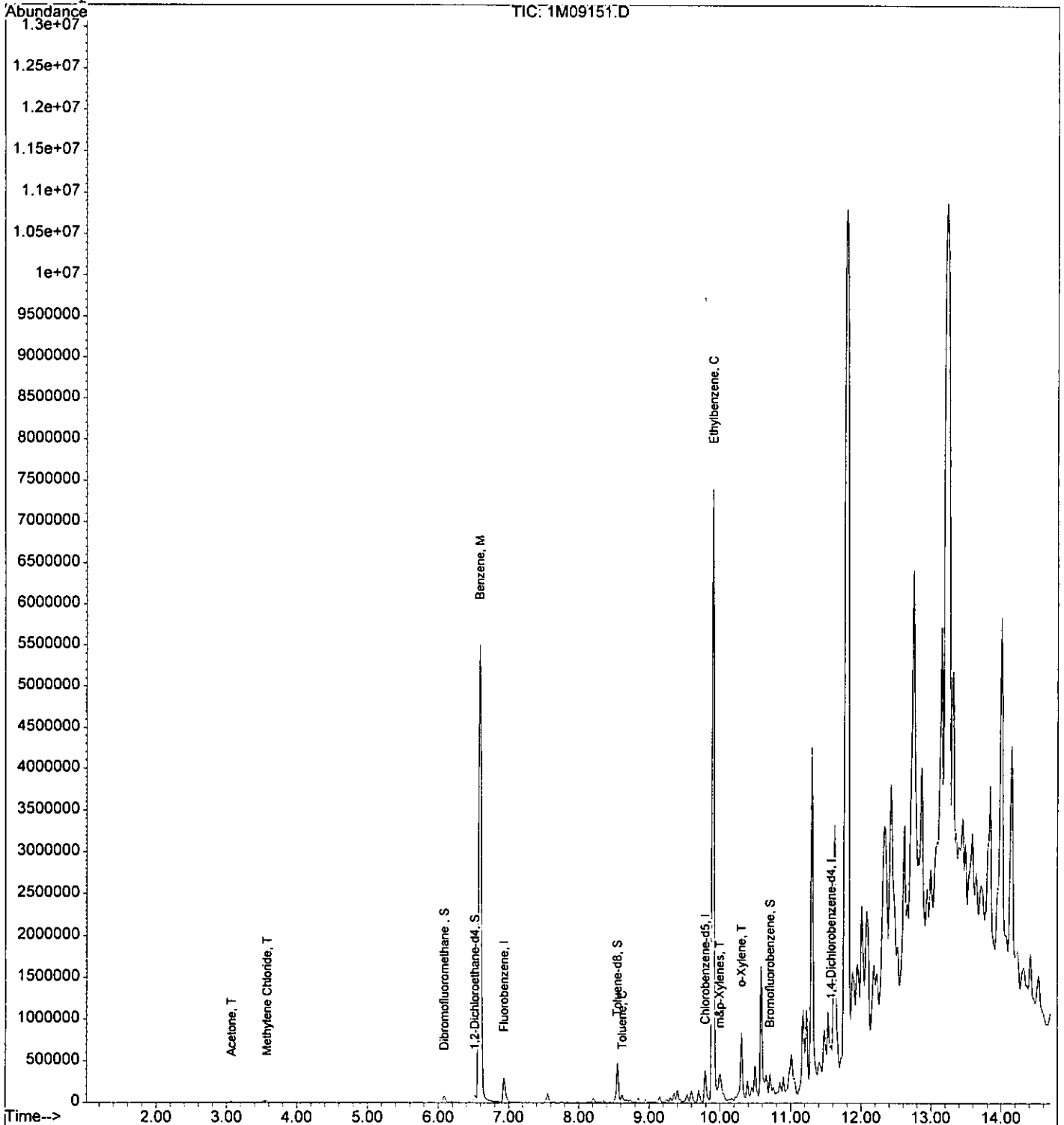
Quantitation Report

0397

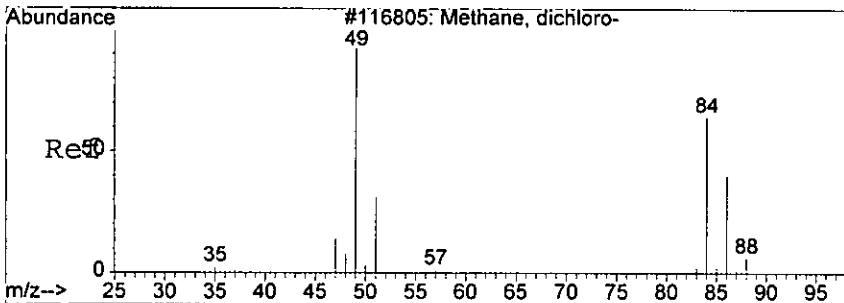
Data File : G:\GcMsData\2005\GCMS\_1\DATA\09-0905\1M09151.D Vial: 26  
Acq On : 10 Sep 2005 3:53 Operator: WP  
Sample : AC19506-028(5X) Inst : GCMS\_1  
Misc : S,5G Multiplr: 1.00  
MS Integration Params: RTEINT.P  
Quant Time: Sep 15 10:10 2005

Quant Results File: 1M\_S0906.RES

Method : G:\GCMSDATA\2005\GCMS\_1\METHODS\1M\_S0906.M (RTE Integrator)  
Title : @GCMS\_1,ug,624,8260  
Last Update : Wed Sep 07 14:06:34 2005  
Response via : Initial Calibration



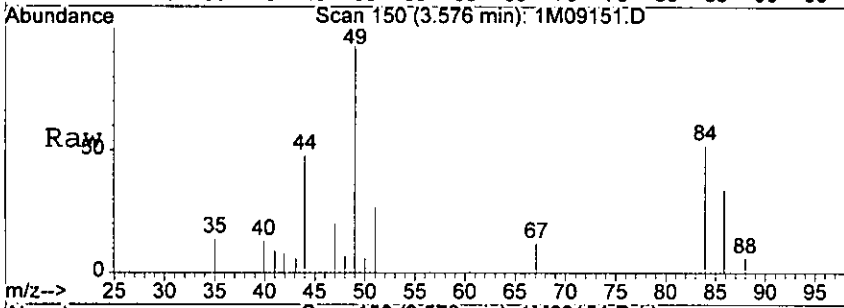




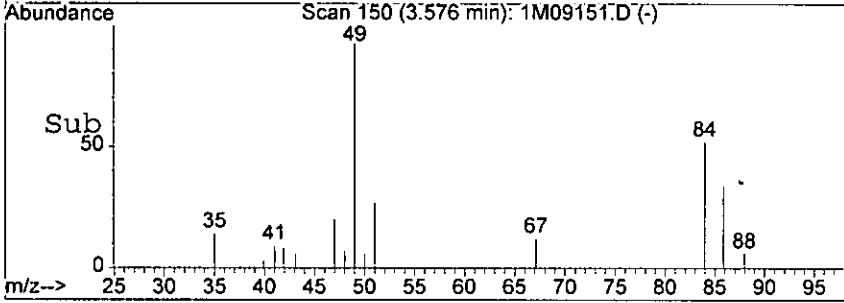
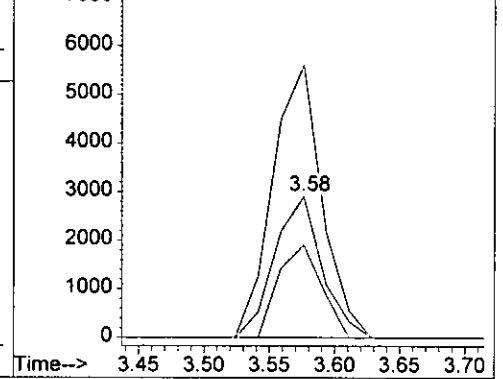
#8  
 Methylene Chloride  
 Concen: 5.34 ug/l  
 RT: 3.58 min Scan# 150  
 Delta R.T. -0.05 min  
 Lab File: 1M09151.D  
 Acq: 10 Sep 2005 3:53

Tgt Ion: 84 Resp: 7350

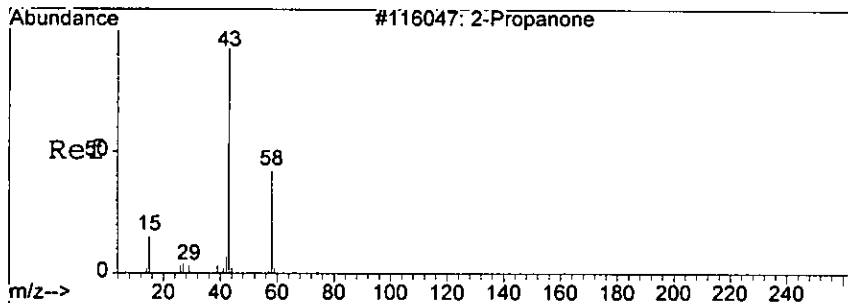
Ion	Ratio	Lower	Upper
84	100		
49	193.3	132.2	308.4
86	65.9	37.3	87.1



Abundance Ion 84.00 (83.70 to 84.70): 1M09151.D  
 Ion 49.00 (48.70 to 49.70): 1M09151.D  
 Ion 86.00 (85.70 to 86.70): 1M09151.D

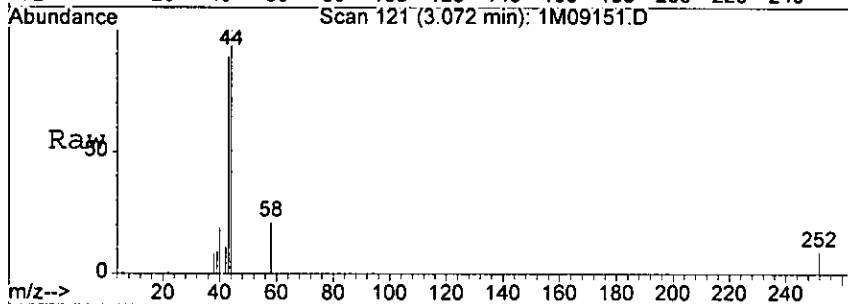


*hair*

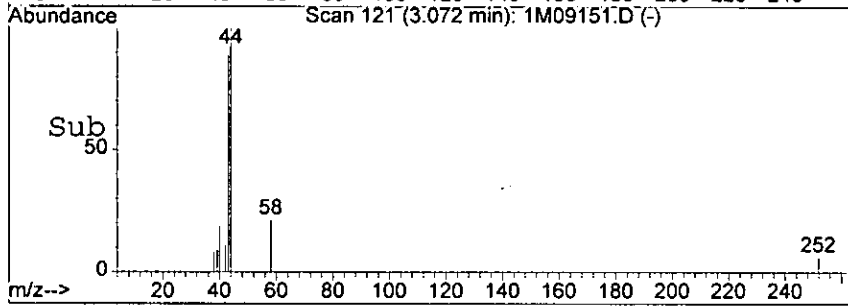
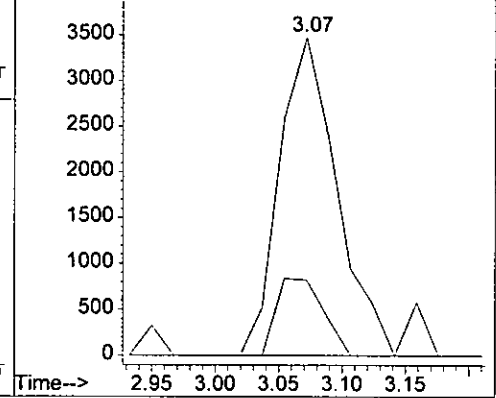


#12  
 Acetone  
 Concen: 19.10 ug/l m  
 RT: 3.07 min Scan# 121  
 Delta R.T. -0.05 min  
 Lab File: 1M09151.D  
 Acq: 10 Sep 2005 3:53

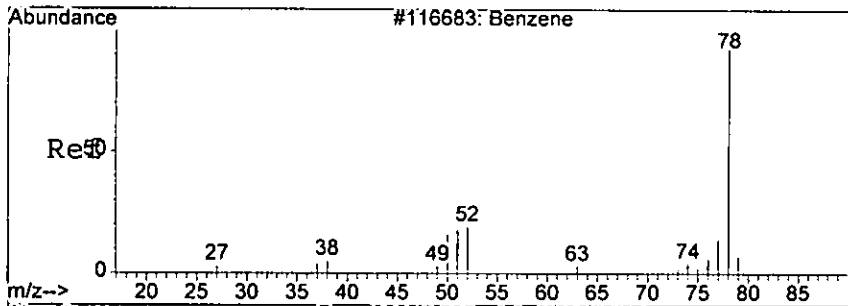
Tgt Ion: 43 Resp: 10943  
 Ion Ratio Lower Upper  
 43 100  
 58 23.7 0.0 55.0



Abundance Ion 43.00 (42.70 to 43.70): 1M09151.D  
 4000 Ion 58.00 (57.70 to 58.70): 1M09151.D



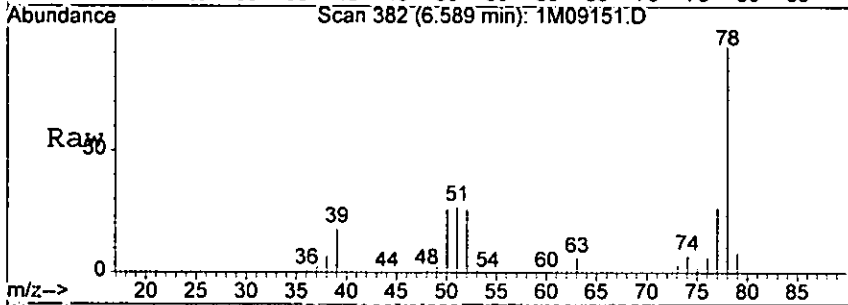
*hair*



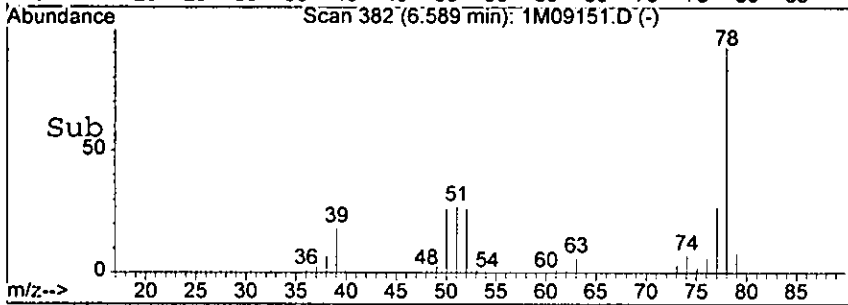
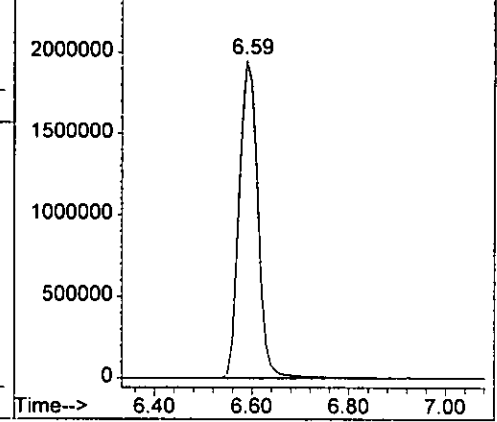
#38  
Benzene  
Concen: 492.05 ug/l  
RT: 6.59 min Scan# 382  
Delta R.T. -0.05 min  
Lab File: 1M09151.D  
Acq: 10 Sep 2005 3:53

78

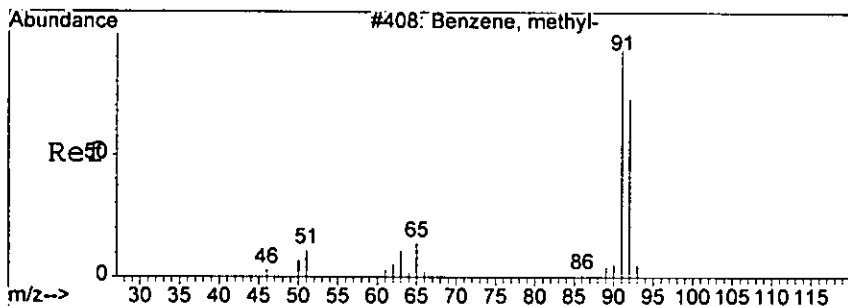
Tgt Ion: 78 Resp: 5194899



Abundance on 78.00 (77.70 to 78.70): 1M09151.D

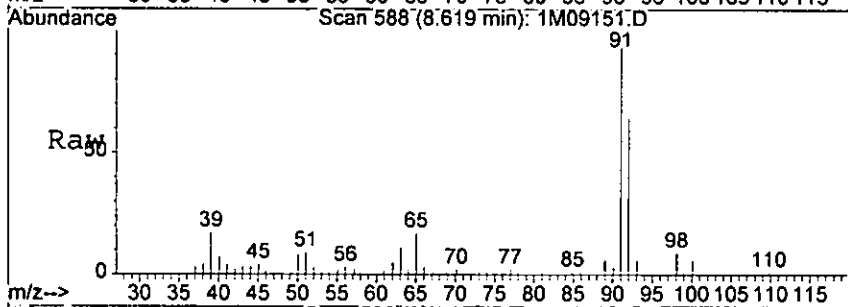


*Wain*

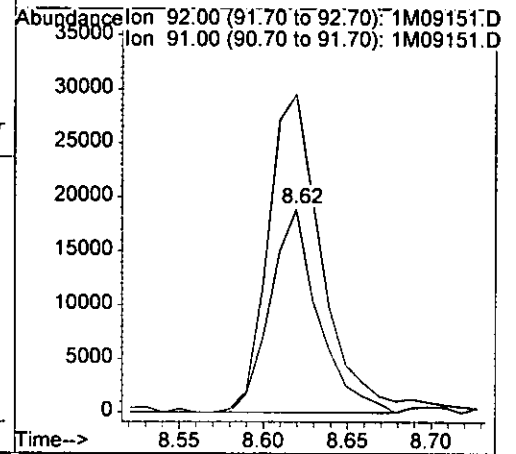
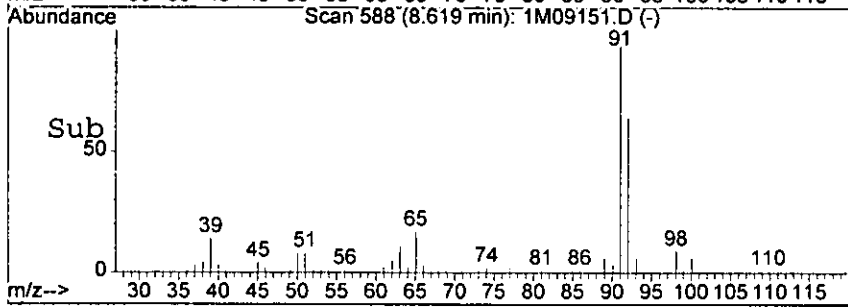


#51  
 Toluene  
 Concen: 5.01 ug/l  
 RT: 8.62 min Scan# 588  
 Delta R.T. -0.03 min  
 Lab File: 1M09151.D  
 Acq: 10 Sep 2005 3:53

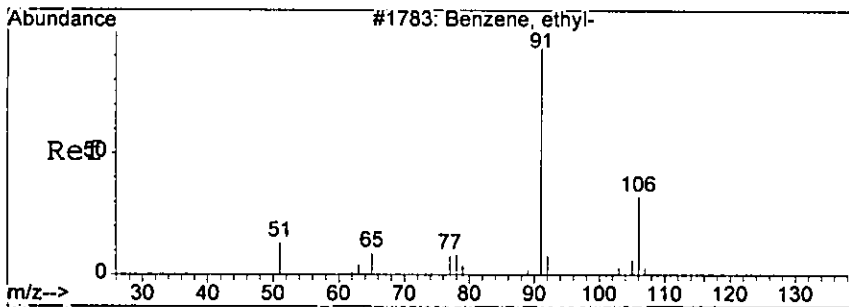
1001



Tgt Ion: 92 Resp: 37665  
 Ion Ratio Lower Upper  
 92 100  
 91 156.6 93.4 217.8



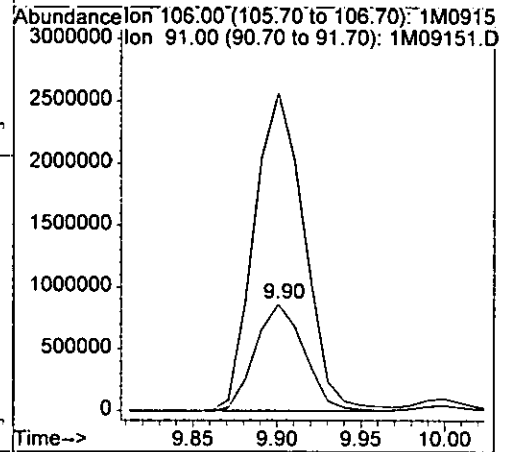
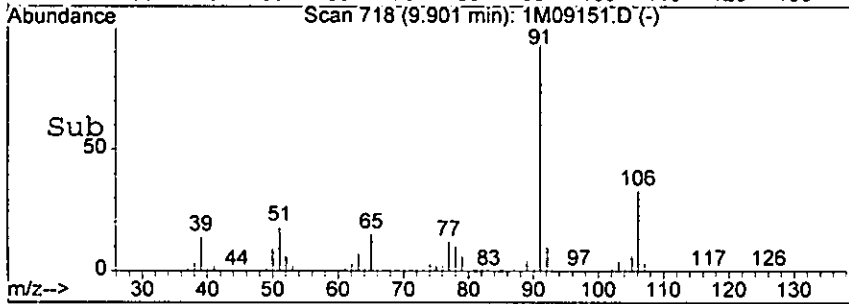
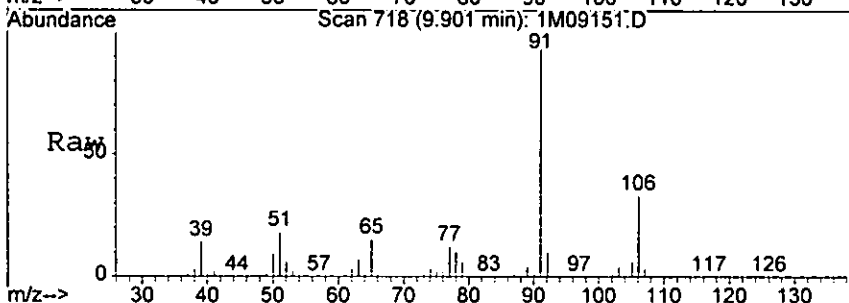
*Warr*



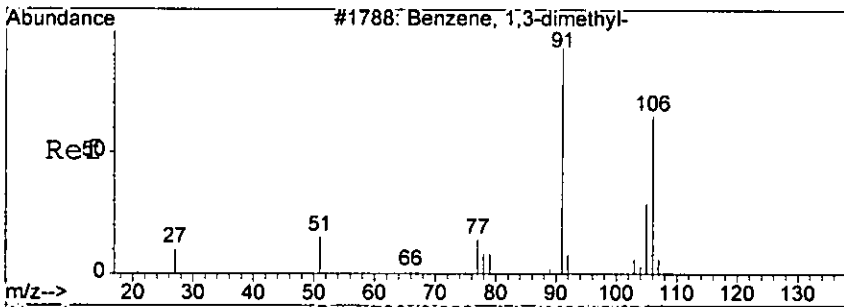
#56  
 Ethylbenzene  
 Concen: 419.12 ug/l  
 RT: 9.90 min Scan# 718  
 Delta R.T. -0.03 min  
 Lab File: 1M09151.D  
 Acq: 10 Sep 2005 3:53

2007

Tgt Ion: 106 Resp: 857073  
 Ion Ratio Lower Upper  
 106 100  
 91 298.7 193.6 451.6

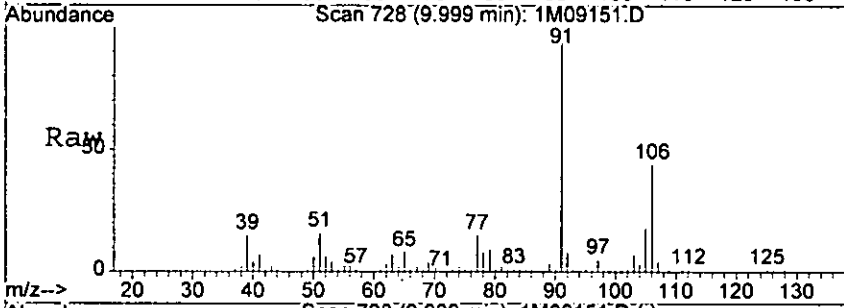


*Handwritten signature*

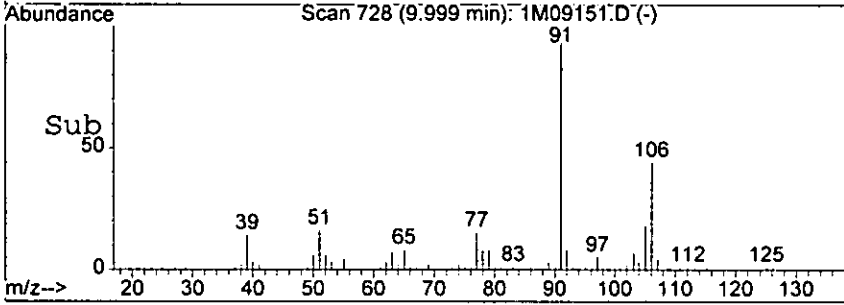
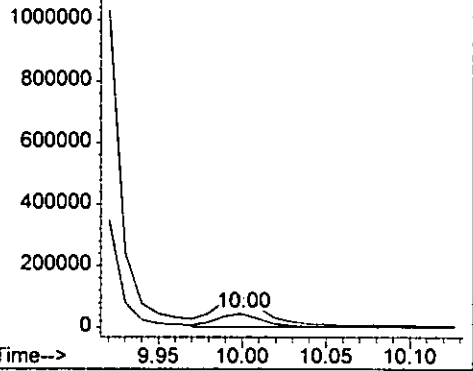


#60  
 m&p-Xylenes  
 Concen: 18.05 ug/l  
 RT: 10.00 min Scan# 728  
 Delta R.T. -0.03 min  
 Lab File: 1M09151.D  
 Acq: 10 Sep 2005 3:53

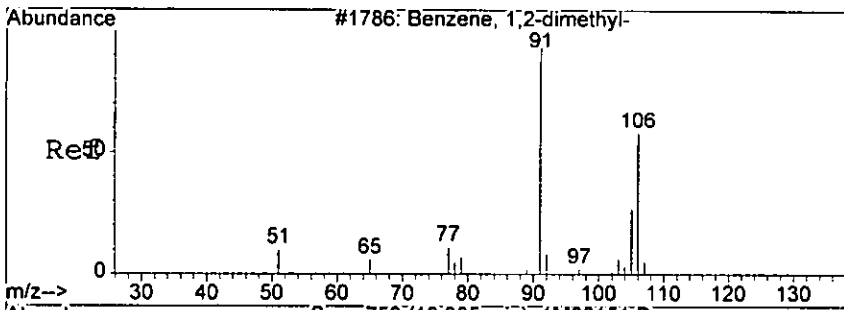
Tgt Ion:106 Resp: 83617  
 Ion Ratio Lower Upper  
 106 100  
 91 218.6 127.8 298.2



Abundance on 106.00 (105.70 to 106.70): 1M09151.D  
 1200000 Ion 91.00 (90.70 to 91.70): 1M09151.D



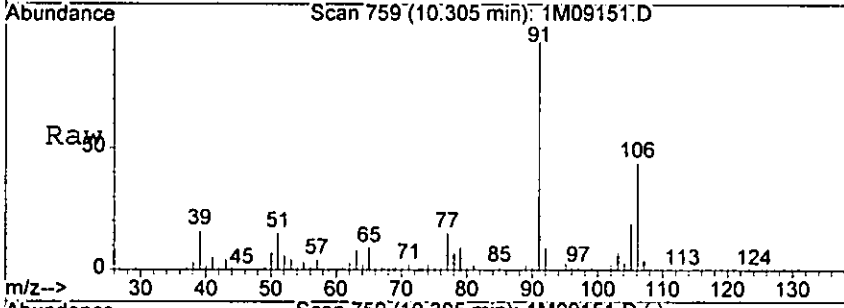
*handwritten signature*



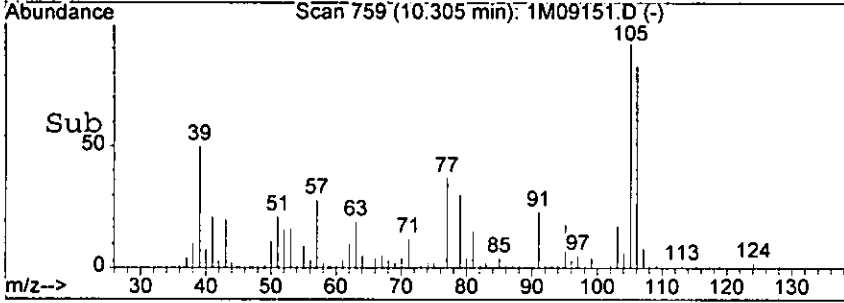
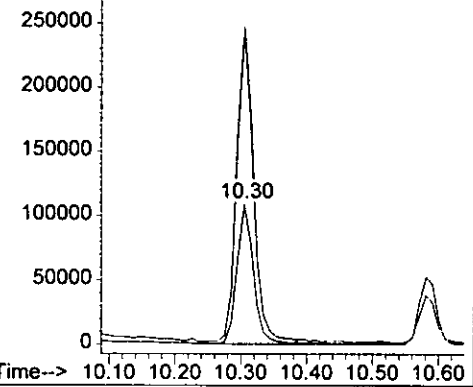
#61  
 o-Xylene  
 Concen: 40.92 ug/l  
 RT: 10.30 min Scan# 759  
 Delta R.T. -0.03 min  
 Lab File: 1M09151.D  
 Acq: 10 Sep 2005 3:53

0404

Tgt Ion: 106 Resp: 193584  
 Ion Ratio Lower Upper  
 106 100  
 91 226.1 136.2 317.8



Abundance Ion 106.00 (105.70 to 106.70): 1M0915  
 Ion 91.00 (90.70 to 91.70): 1M09151.D



hair

# Form1

## ORGANICS VOLATILE REPORT

0405

Sample Number: AC19506-029  
 Client Id: PCTP74 (0.5)  
 Data File: 1M09145.D  
 Analysis Date: 09/10/05 01:26  
 Date Rec/Extracted: 09/09/05-NA

Matrix: Soil  
 Initial Vol: 5g  
 Final Vol: NA  
 Dilution: 1  
 Solids: 92

Units: mg/Kg

Cas #	Compound	RL	Conc	Cas #	Compound	RL	Conc
71-55-6	1,1,1-Trichloroethane	0.00027	U	56-23-5	Carbon Tetrachloride	0.00092	U
79-34-5	1,1,2,2-Tetrachloroethane	0.00063	U	108-90-7	Chlorobenzene	0.00055	U
79-00-5	1,1,2-Trichloroethane	0.00061	U	75-00-3	Chloroethane	0.0011	U
75-34-3	1,1-Dichloroethane	0.00082	U	67-66-3	Chloroform	0.00049	U
75-35-4	1,1-Dichloroethene	0.00043	U	74-87-3	Chloromethane	0.00086	U
107-06-2	1,2-Dichloroethane	0.00043	U	156-59-2	cis-1,2-Dichloroethene	0.00052	U
78-87-5	1,2-Dichloropropane	0.00061	U	10061-01-5	cis-1,3-Dichloropropene	0.00050	U
78-93-3	2-Butanone	0.00085	U	124-48-1	Dibromochloromethane	0.00061	U
110-75-8	2-Chloroethylvinylether	0.00083	U	100-41-4	Ethylbenzene	0.00081	U
591-78-6	2-Hexanone	0.00052	U	1330-20-7	m&p-Xylenes	0.0012	U
108-10-1	4-Methyl-2-Pentanone	0.00078	U	75-09-2	Methylene Chloride	0.0016	0.0048 B
67-64-1	Acetone	0.0058	U	95-47-6	o-Xylene	0.00051	U
107-02-8	Acrolein	0.0036	U	100-42-5	Styrene	0.00067	U
107-13-1	Acrylonitrile	0.00071	U	127-18-4	Tetrachloroethene	0.00098	U
71-43-2	Benzene	0.00055	U	108-88-3	Toluene	0.00082	U
75-27-4	Bromodichloromethane	0.00045	U	156-60-5	trans-1,2-Dichloroethene	0.00035	U
75-25-2	Bromoform	0.00078	U	10061-02-6	trans-1,3-Dichloropropene	0.00062	U
74-83-9	Bromomethane	0.0010	U	79-01-6	Trichloroethene	0.00066	U
75-15-0	Carbon Disulfide	0.00071	U	75-01-4	Vinyl Chloride	0.00077	U

Worksheet #: 19409

**Total Target Concentration 0.0048**

*U - Indicates the compound was analyzed but not detected.  
 B - Indicates the analyte was found in the blank as well as in the sample.  
 E - Indicates the analyte concentration exceeds the calibration range of the instrument.*

*R - Retention Time Out  
 J - Indicates an estimated value when a compound is detected at less than the specified detection limit.*



0405

Data File : G:\GcMsData\2005\GCMS\_1\DATA\09-0905\1M09145.D Vial: 19  
 Acq On : 10 Sep 2005 1:26 Operator: WP  
 Sample : AC19506-029 Inst : GCMS\_1  
 Misc : S,5G Multiplr: 1.00  
 MS Integration Params: RTEINT.P  
 Quant Time: Sep 15 10:11 2005

Quant Results File: 1M\_S0906.RES

Quant Method : G:\GCMSDATA\2005\GCMS\_1\METHODS\1M\_S0906.M (RTE Integrator)  
 Title : @GCMS\_1,ug,624,8260  
 Last Update : Wed Sep 07 14:06:34 2005  
 Response via : Initial Calibration  
 DataAcq Meth : M\_8260A

Internal Standards	R.T.	QIon	Response	Conc	Units	Dev(Min)
1) Fluorobenzene	6.94	96	232284	30.00	ug/l	-0.04
39) Chlorobenzene-d5	9.79	117	191390	30.00	ug/l	-0.04
54) 1,4-Dichlorobenzene-d4	11.58	152	107010	30.00	ug/l	-0.03
System Monitoring Compounds						
27) Dibromofluoromethane	6.09	111	70698	33.75	ug/l	-0.05
Spiked Amount	30.000		Recovery	=	112.50%	
28) 1,2-Dichloroethane-d4	6.52	67	39715	33.97	ug/l	-0.05
Spiked Amount	30.000		Recovery	=	113.23%	
50) Toluene-d8	8.55	98	248160	27.98	ug/l	-0.04
Spiked Amount	30.000		Recovery	=	93.27%	
58) Bromofluorobenzene	10.72	174	79127	29.26	ug/l	-0.02
Spiked Amount	30.000		Recovery	=	97.53%	
Target Compounds						
8) Methylene Chloride	3.58	84	5406	4.37	ug/l	Qvalue 79

*hair*

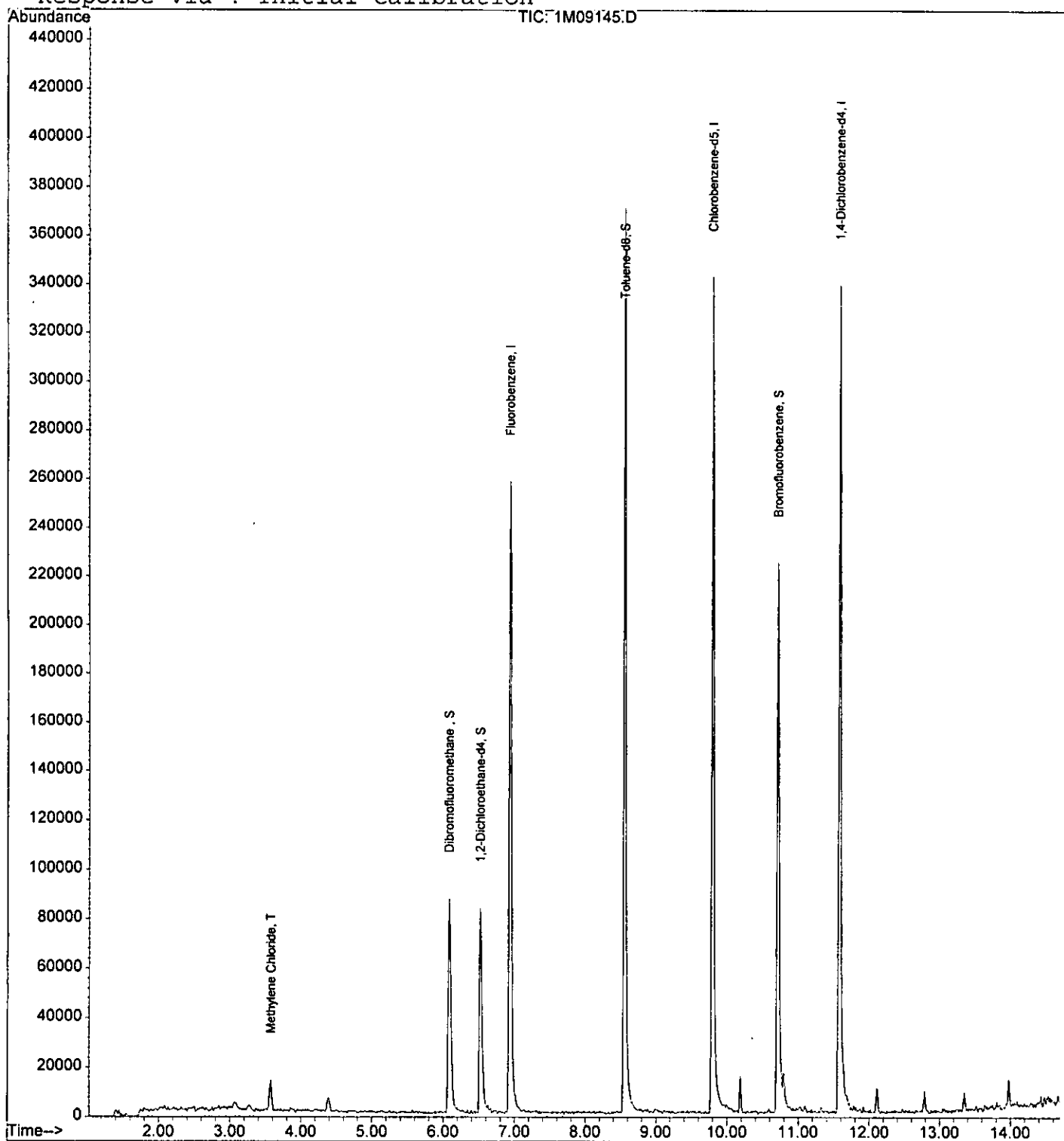
(#) = qualifier out of range (m) = manual integration

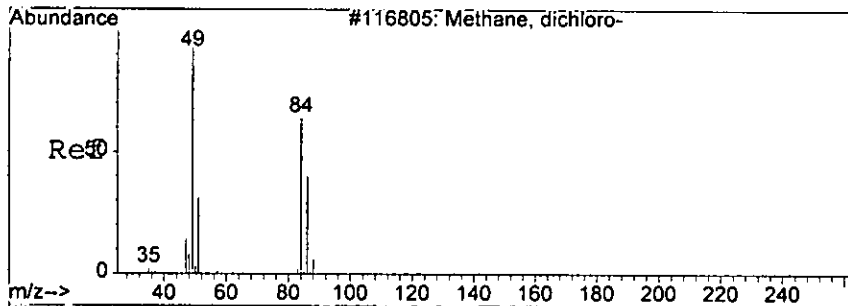
Quantitation Report

Data File : G:\GcMsData\2005\GCMS\_1\DATA\09-0905\1M09145.D Vial: 19  
Acq On : 10 Sep 2005 1:26 Operator: WP  
Sample : AC19506-029 Inst : GCMS\_1  
Misc : S,5G Multiplr: 1.00  
MS Integration Params: RTEINT.P  
Quant Time: Sep 15 10:11 2005

Quant Results File: 1M\_S0906.RES

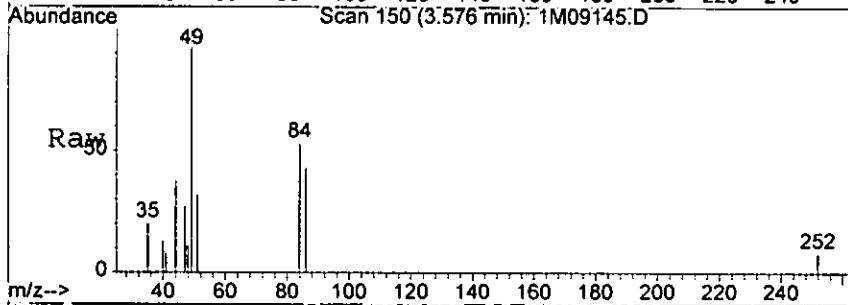
Method : G:\GCMSDATA\2005\GCMS\_1\METHODS\1M\_S0906.M (RTE Integrator)  
Title : @GCMS\_1,ug,624,8260  
Last Update : Wed Sep 07 14:06:34 2005  
Response via : Initial Calibration





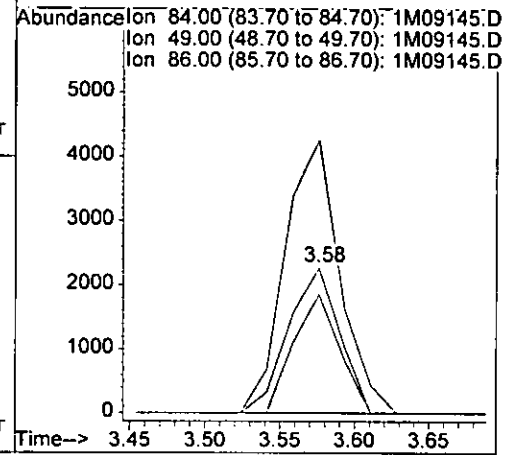
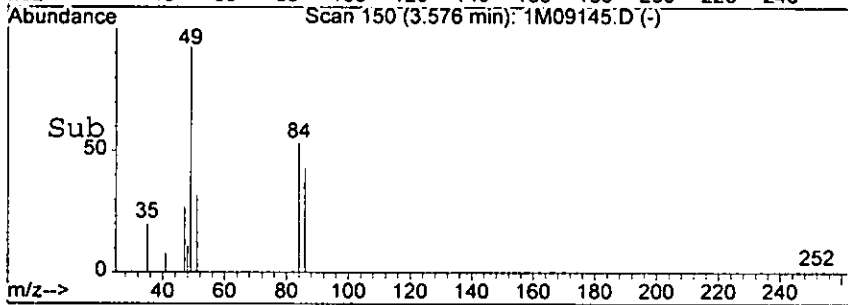
#8  
 Methylene Chloride  
 Concen: 4.37 ug/l  
 RT: 3.58 min Scan# 150  
 Delta R.T. -0.05 min  
 Lab File: 1M09145.D  
 Acq: 10 Sep 2005 1:26

0070



Tgt Ion: 84 Resp: 5406

Ion	Ratio	Lower	Upper
84	100		
49	188.1	132.2	308.4
86	81.6	37.3	87.1



*hair*

Form1  
ORGANICS VOLATILE REPORT

Sample Number: AC19506-030  
Client Id: PCTP74 (12.5)  
Data File: 1M09146.D  
Analysis Date: 09/10/05 01:51  
Date Rec/Extracted: 09/09/05-NA

Matrix: Soil  
Initial Vol: 5g  
Final Vol: NA  
Dilution: 1  
Solids: 68

Units: mg/Kg

Cas #	Compound	RL	Conc	Cas #	Compound	RL	Conc
71-55-6	1,1,1-Trichloroethane	0.00037	U	56-23-5	Carbon Tetrachloride	0.0012	U
79-34-5	1,1,2,2-Tetrachloroethane	0.00085	U	108-90-7	Chlorobenzene	0.00074	U
79-00-5	1,1,2-Trichloroethane	0.00082	U	75-00-3	Chloroethane	0.0015	U
75-34-3	1,1-Dichloroethane	0.0011	U	67-66-3	Chloroform	0.00067	U
75-35-4	1,1-Dichloroethene	0.00059	U	74-87-3	Chloromethane	0.0012	U
107-06-2	1,2-Dichloroethane	0.00058	U	156-59-2	cis-1,2-Dichloroethene	0.00070	U
78-87-5	1,2-Dichloropropane	0.00083	U	10061-01-5	cis-1,3-Dichloropropene	0.00067	U
78-93-3	2-Butanone	0.0011	U	124-48-1	Dibromochloromethane	0.00082	U
110-75-8	2-Chloroethylvinylether	0.0011	U	100-41-4	Ethylbenzene	0.0011	U
591-78-6	2-Hexanone	0.00070	U	1330-20-7	m&p-Xylenes	0.0016	U
108-10-1	4-Methyl-2-Pentanone	0.0011	U	75-09-2	Methylene Chloride	0.0021	0.0058 B
67-64-1	Acetone	0.0078	U	95-47-6	o-Xylene	0.00069	U
107-02-8	Acrolein	0.0049	U	100-42-5	Styrene	0.00091	U
107-13-1	Acrylonitrile	0.00096	U	127-18-4	Tetrachloroethene	0.0013	U
71-43-2	Benzene	0.00075	U	108-88-3	Toluene	0.0011	U
75-27-4	Bromodichloromethane	0.00061	U	156-60-5	trans-1,2-Dichloroethene	0.00047	U
75-25-2	Bromoform	0.0011	U	10061-02-6	trans-1,3-Dichloropropene	0.00084	U
74-83-9	Bromomethane	0.0014	U	79-01-6	Trichloroethene	0.00090	U
75-15-0	Carbon Disulfide	0.00096	U	75-01-4	Vinyl Chloride	0.0010	U

Worksheet #: 19409

Total Target Concentration 0.0058

U - Indicates the compound was analyzed but not detected.  
B - Indicates the analyte was found in the blank as well as in the sample.  
E - Indicates the analyte concentration exceeds the calibration range of the instrument.

R - Retention Time Out  
J - Indicates an estimated value when a compound is detected at less than the specified detection limit.

04178

Data File : G:\GCMSDATA\2005\GCMS\_1\DATA\09-0905\1M09146.D Vial: 20  
 Acq On : 10 Sep 2005 1:51 Operator: WP  
 Sample : AC19506-030 Inst : GCMS\_1  
 Misc : S,5G Multiplr: 1.00  
 MS Integration Params: RTEINT.P  
 Quant Time: Sep 15 13:16 2005

Quant Results File: 1M\_S0906.RES

Quant Method : G:\GCMSDATA\2005\GCMS\_1\METHODS\1M\_S0906.M (RTE Integrator)  
 Title : @GCMS\_1,ug,624,8260  
 Last Update : Wed Sep 07 14:06:34 2005  
 Response via : Initial Calibration  
 DataAcq Meth : M\_8260A

Internal Standards	R.T.	QIon	Response	Conc	Units	Dev (Min)
1) Fluorobenzene	6.93	96	229630	30.00	ug/l	-0.05
39) Chlorobenzene-d5	9.79	117	181055	30.00	ug/l	-0.04
54) 1,4-Dichlorobenzene-d4	11.59	152	100089	30.00	ug/l	-0.02
<b>System Monitoring Compounds</b>						
27) Dibromofluoromethane	6.09	111	73200	35.34	ug/l	-0.05
Spiked Amount	30.000		Recovery	=	117.80%	
28) 1,2-Dichloroethane-d4	6.52	67	38595	33.39	ug/l	-0.05
Spiked Amount	30.000		Recovery	=	111.30%	
50) Toluene-d8	8.55	98	234096	27.90	ug/l	-0.04
Spiked Amount	30.000		Recovery	=	93.00%	
58) Bromofluorobenzene	10.72	174	68668	27.15	ug/l	-0.02
Spiked Amount	30.000		Recovery	=	90.50%	
<b>Target Compounds</b>						
8) Methylene Chloride	3.58	84	4837m	3.96	ug/l	Qvalue

*Warr*

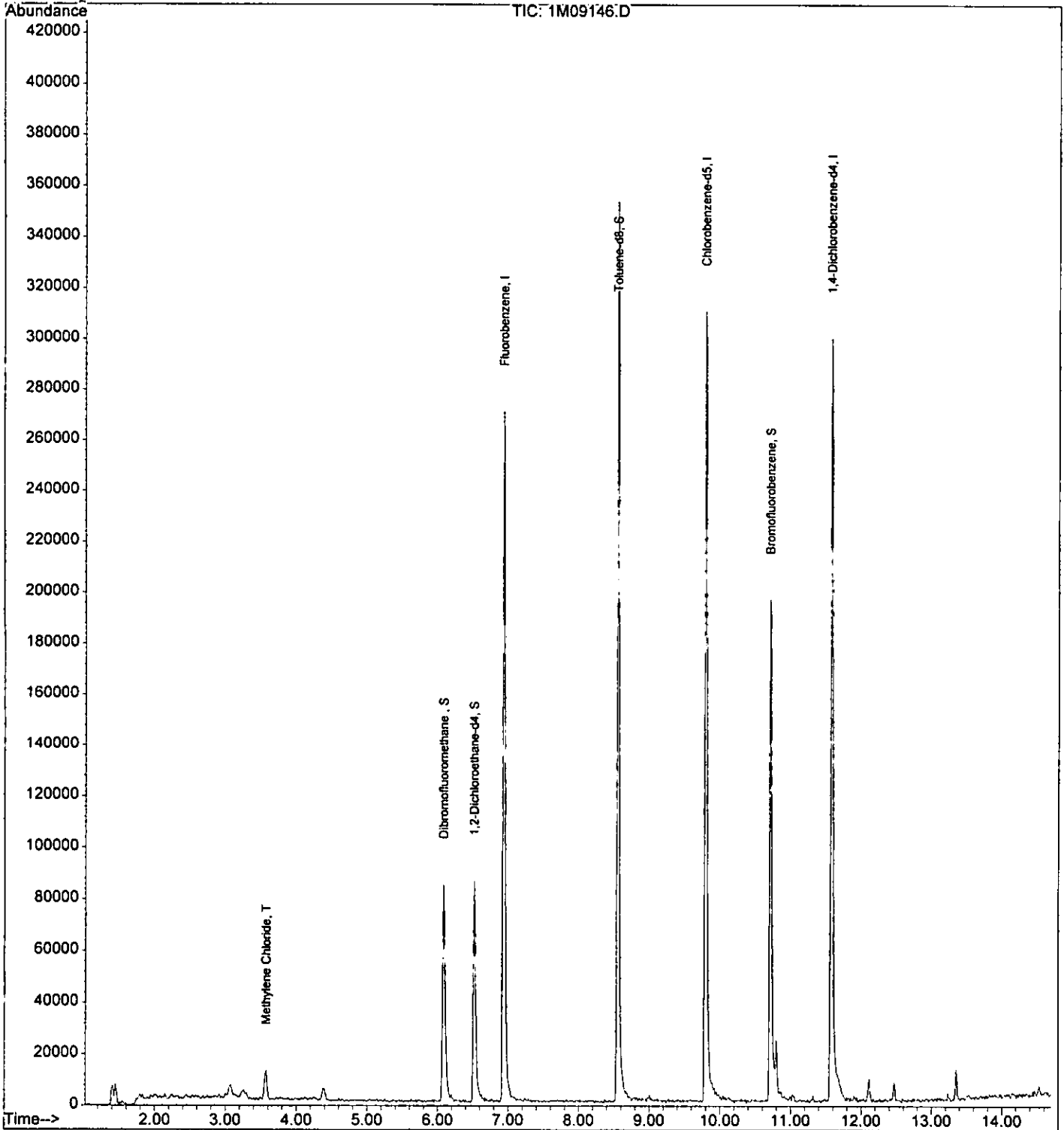
-----  
 (#) = qualifier out of range (m) = manual integration

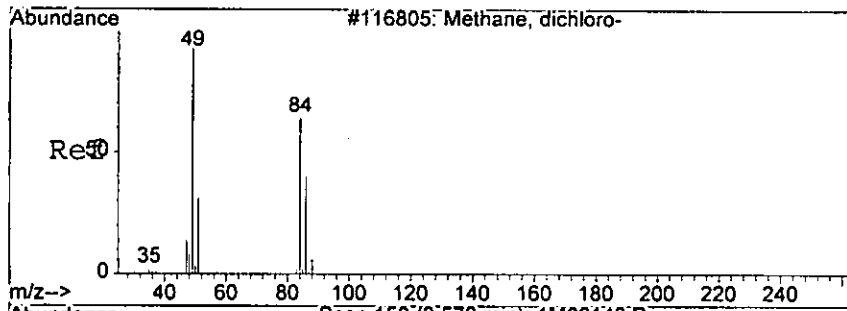
Quantitation Report

Data File : G:\GCMSDATA\2005\GCMS\_1\DATA\09-0905\1M09146.D Vial: 20  
Acq On : 10 Sep 2005 1:51 Operator: WP  
Sample : AC19506-030 Inst : GCMS\_1  
Misc : S,5G Multiplr: 1.00  
MS Integration Params: RTEINT.P  
Quant Time: Sep 15 13:16 2005

Quant Results File: 1M\_S0906.RES

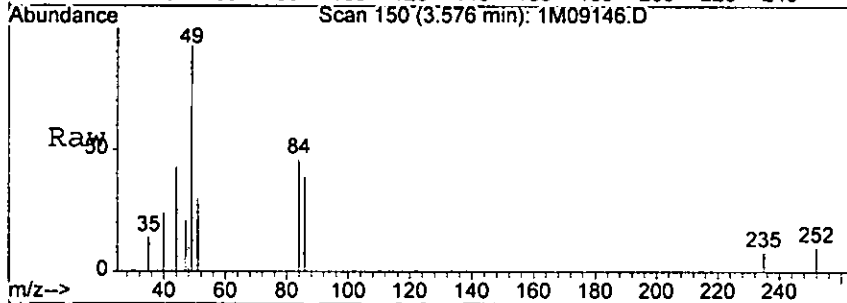
Method : G:\GCMSDATA\2005\GCMS\_1\METHODS\1M\_S0906.M (RTE Integrator)  
Title : @GCMS\_1,ug,624,8260  
Last Update : Wed Sep 07 14:06:34 2005  
Response via : Initial Calibration



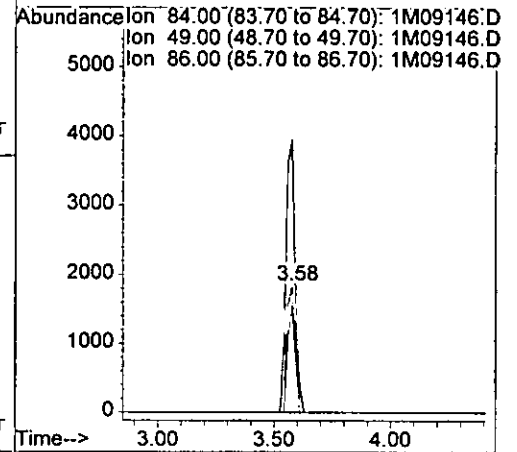
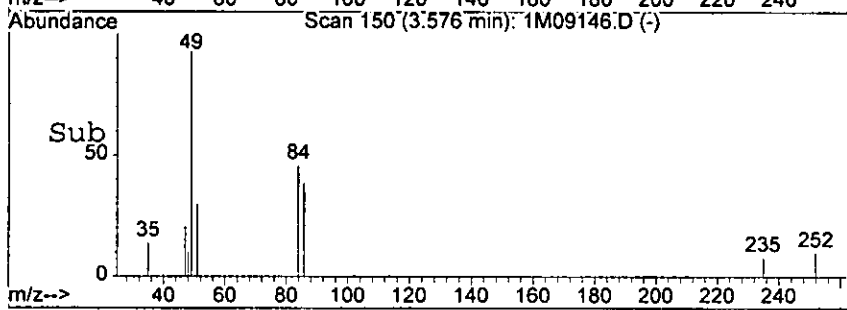


#8  
 Methylene Chloride  
 Concen: 3.96 ug/l m  
 RT: 3.58 min Scan# 150  
 Delta R.T. -0.05 min  
 Lab File: 1M09146.D  
 Acq: 10 Sep 2005 1:51

0.12



Tgt Ion	Resp	Lower	Upper
84	4837		
84	100		
49	216.5	132.2	308.4
86	85.1	37.3	87.1



*handwritten signature*

**Form1**  
ORGANICS VOLATILE REPORT

Sample Number: AC19506-031(5X)	Matrix: Soil
Client Id: PCTP68 (0.5)	Initial Vol: 5g
Data File: 1M09150.D	Final Vol: NA
Analysis Date: 09/10/05 03:29	Dilution: 5
Date Rec/Extracted: 09/09/05-NA	Solids: 95

Units: mg/Kg

Cas #	Compound	RL	Conc	Cas #	Compound	RL	Conc
71-55-6	1,1,1-Trichloroethane	0.0013	U	56-23-5	Carbon Tetrachloride	0.0045	U
79-34-5	1,1,2,2-Tetrachloroethane	0.0030	U	108-90-7	Chlorobenzene	0.0026	U
79-00-5	1,1,2-Trichloroethane	0.0029	U	75-00-3	Chloroethane	0.0054	U
75-34-3	1,1-Dichloroethane	0.0040	U	67-66-3	Chloroform	0.0024	U
75-35-4	1,1-Dichloroethene	0.0021	U	74-87-3	Chloromethane	0.0042	U
107-06-2	1,2-Dichloroethane	0.0021	U	156-59-2	cis-1,2-Dichloroethene	0.0025	U
78-87-5	1,2-Dichloropropane	0.0030	U	10061-01-5	cis-1,3-Dichloropropene	0.0024	U
78-93-3	2-Butanone	0.0041	U	124-48-1	Dibromochloromethane	0.0029	U
110-75-8	2-Chloroethylvinylether	0.0040	U	100-41-4	Ethylbenzene	0.0039	0.0083
591-78-6	2-Hexanone	0.0025	U	1330-20-7	m&p-Xylenes	0.0058	0.19
108-10-1	4-Methyl-2-Pentanone	0.0038	U	75-09-2	Methylene Chloride	0.0076	0.030 B
67-64-1	Acetone	0.028	U	95-47-6	o-Xylene	0.0025	0.10
107-02-8	Acrolein	0.017	U	100-42-5	Styrene	0.0033	U
107-13-1	Acrylonitrile	0.0034	U	127-18-4	Tetrachloroethene	0.0047	U
71-43-2	Benzene	0.0027	0.0060	108-88-3	Toluene	0.0040	0.022
75-27-4	Bromodichloromethane	0.0022	U	156-60-5	trans-1,2-Dichloroethene	0.0017	U
75-25-2	Bromoform	0.0038	U	10061-02-6	trans-1,3-Dichloropropene	0.0030	U
74-83-9	Bromomethane	0.0049	U	79-01-6	Trichloroethene	0.0032	U
75-15-0	Carbon Disulfide	0.0034	U	75-01-4	Vinyl Chloride	0.0038	U

Worksheet #: 19409

**Total Target Concentration 0.3563**

U - Indicates the compound was analyzed but not detected.  
 B - Indicates the analyte was found in the blank as well as in the sample.  
 E - Indicates the analyte concentration exceeds the calibration range of the instrument.

R - Retention Time Out  
 J - Indicates an estimated value when a compound is detected at less than the specified detection limit.



Data File : G:\GcMsData\2005\GCMS\_1\DATA\09-0905\1M09150.D Vial: 25  
 Acq On : 10 Sep 2005 3:29 Operator: WP  
 Sample : AC19506-031(5X) Inst : GCMS\_1  
 Misc : S,5G Multiplr: 1.00  
 MS Integration Params: RTEINT.P  
 Quant Time: Sep 15 10:11 2005

Quant Results File: 1M\_S0906.RES

Quant Method : G:\GCMSDATA\2005\GCMS\_1\METHODS\1M\_S0906.M (RTE Integrator)  
 Title : @GCMS\_1,ug,624,8260  
 Last Update : Wed Sep 07 14:06:34 2005  
 Response via : Initial Calibration  
 DataAcq Meth : M\_8260A

Internal Standards	R.T.	QIon	Response	Conc	Units	Dev(Min)
1) Fluorobenzene	6.93	96	256402	30.00	ug/l	-0.05
39) Chlorobenzene-d5	9.79	117	204943	30.00	ug/l	-0.04
54) 1,4-Dichlorobenzene-d4	11.58	152	131170	30.00	ug/l	-0.03
<b>System Monitoring Compounds</b>						
27) Dibromofluoromethane	6.09	111	80691	34.89	ug/l	-0.05
Spiked Amount	30.000		Recovery	=	116.30%	
28) 1,2-Dichloroethane-d4	6.52	67	43707	33.86	ug/l	-0.05
Spiked Amount	30.000		Recovery	=	112.87%	
50) Toluene-d8	8.55	98	256322	26.99	ug/l	-0.04
Spiked Amount	30.000		Recovery	=	89.97%	
58) Bromofluorobenzene	10.71	174	89929	27.13	ug/l	-0.03
Spiked Amount	30.000		Recovery	=	90.43%	
<b>Target Compounds</b>						
8) Methylene Chloride	3.58	84	7887	5.78	ug/l	73
38) Benzene	6.60	78	11878	1.14	ug/l	100
51) Toluene	8.62	92	30003	4.11	ug/l	87
56) Ethylbenzene	9.91	106	3783	1.58	ug/l	96
60) m&p-Xylenes	9.99	106	191248	35.23	ug/l	99
61) o-Xylene	10.30	106	110413	19.92	ug/l	99

*hair*

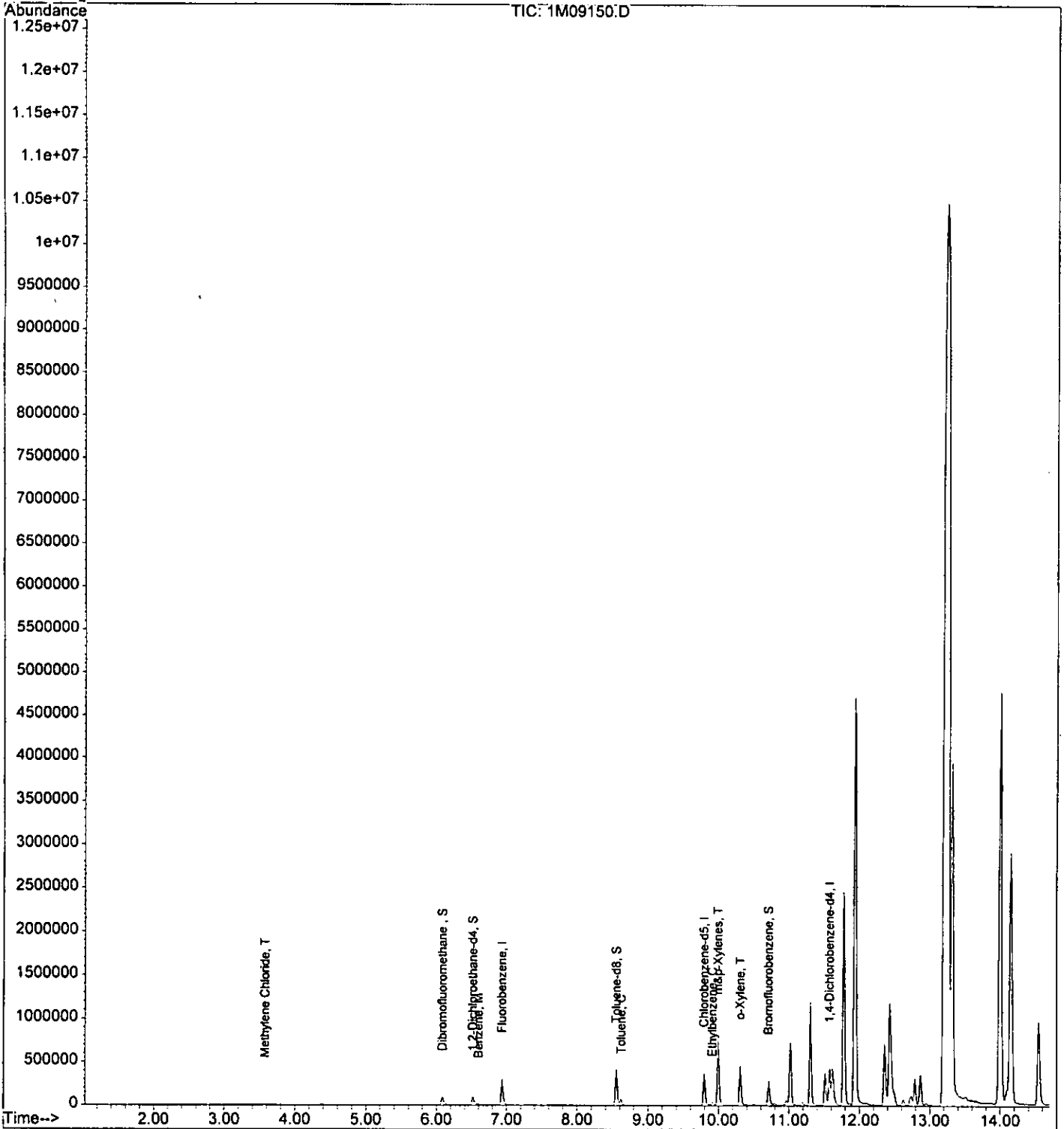
(#) = qualifier out of range (m) = manual integration

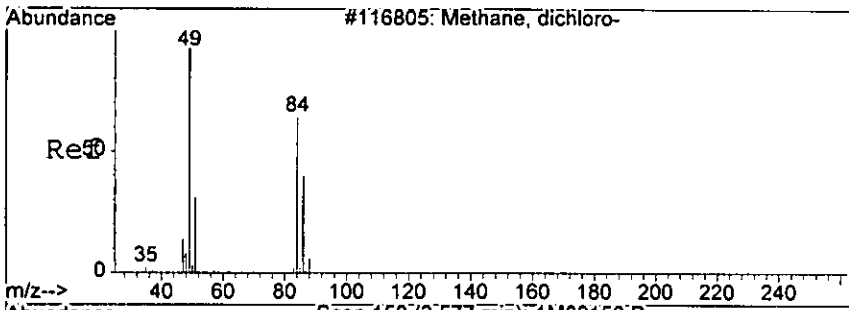
Quantitation Report

0415

Data File : G:\GcMsData\2005\GCMS\_1\DATA\09-0905\1M09150.D Vial: 25  
Acq On : 10 Sep 2005 3:29 Operator: WP  
Sample : AC19506-031(5X) Inst : GCMS\_1  
Misc : S,5G Multiplr: 1.00  
MS Integration Params: RTEINT.P  
Quant Time: Sep 15 10:11 2005 Quant Results File: 1M\_S0906.RES

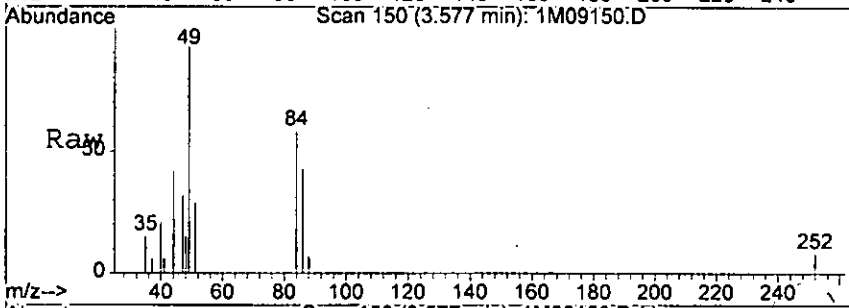
Method : G:\GCMSDATA\2005\GCMS\_1\METHODS\1M\_S0906.M (RTE Integrator)  
Title : @GCMS\_1,ug,624,8260  
Last Update : Wed Sep 07 14:06:34 2005  
Response via : Initial Calibration





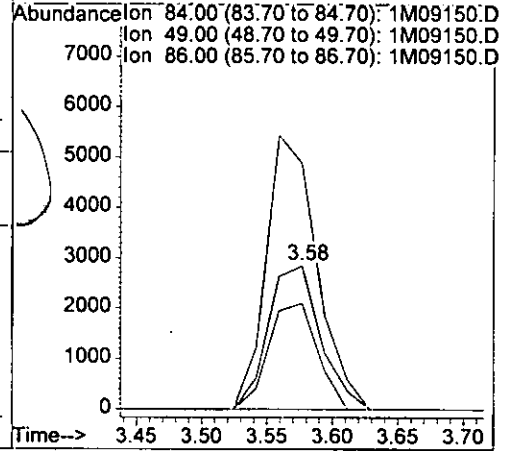
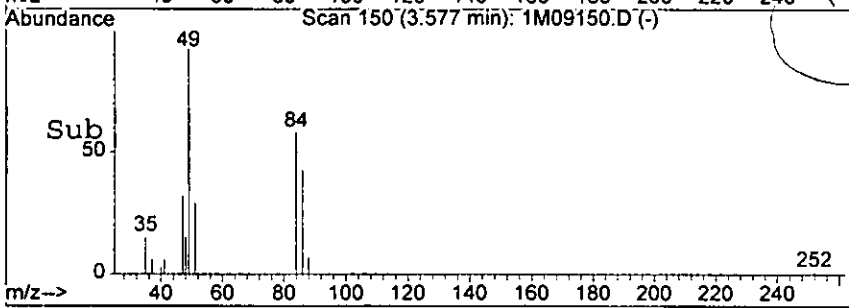
#8  
 Methylene Chloride  
 Concen: 5.78 ug/l  
 RT: 3.58 min Scan# 150  
 Delta R.T. -0.05 min  
 Lab File: 1M09150.D  
 Acq: 10 Sep 2005 3:29

RT

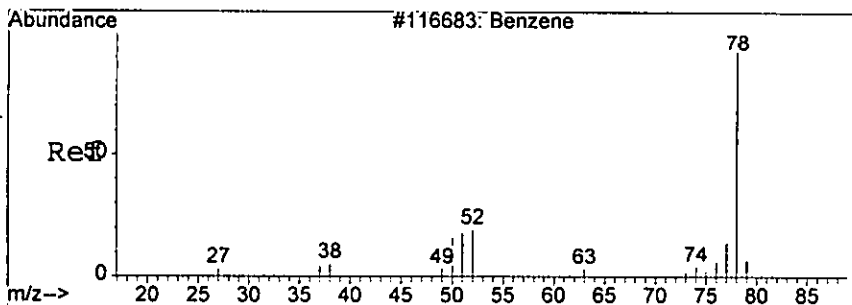


Tgt Ion: 84 Resp: 7887

Ion	Ratio	Lower	Upper
84	100		
49	171.8	132.2	308.4
86	73.8	37.3	87.1



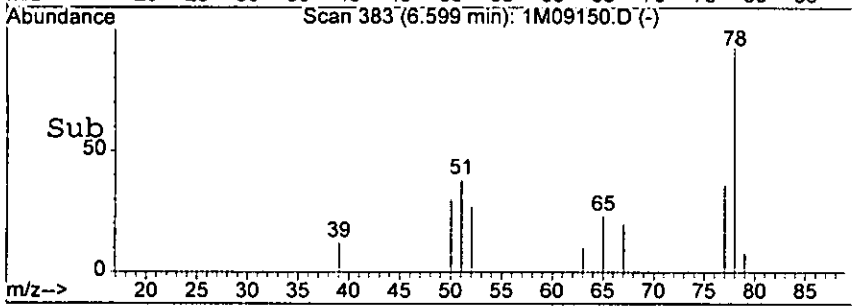
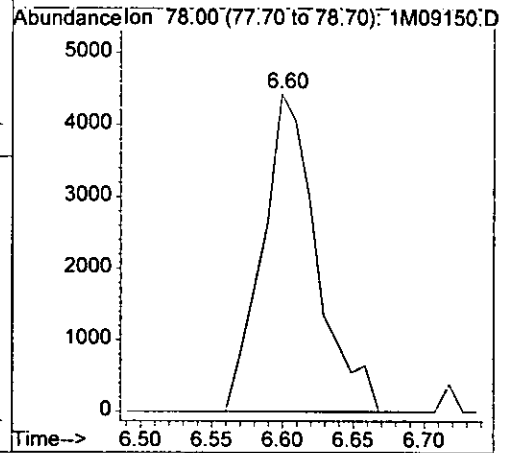
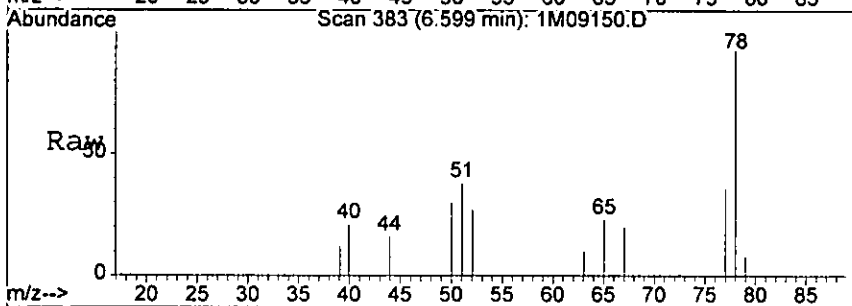
*W915*



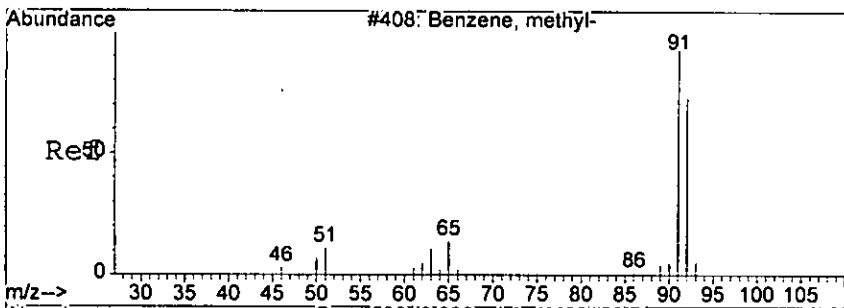
#38  
 Benzene  
 Concn: 1.14 ug/l  
 RT: 6.60 min Scan# 383  
 Delta R.T. -0.04 min  
 Lab File: 1M09150.D  
 Acq: 10 Sep 2005 3:29

0417

Tgt Ion: 78 Resp: 11878



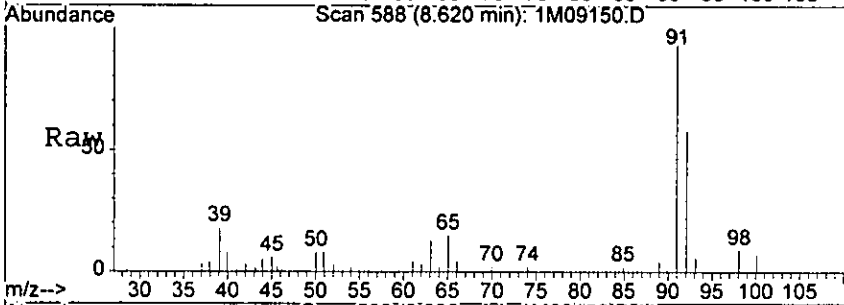
*Wain*



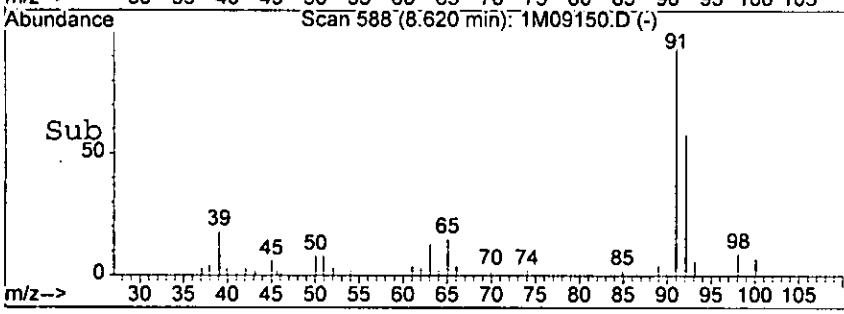
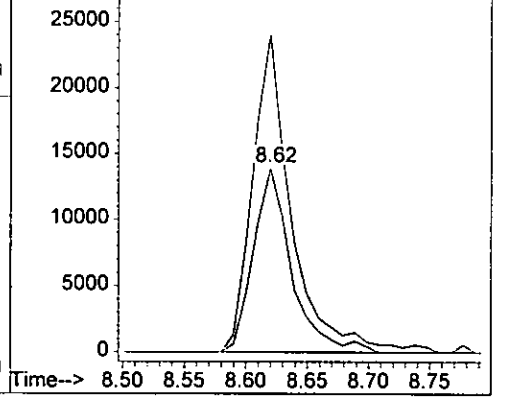
#51  
 Toluene  
 Concen: 4.11 ug/l  
 RT: 8.62 min Scan# 588  
 Delta R.T. -0.03 min  
 Lab File: 1M09150.D  
 Acq: 10 Sep 2005 3:29

#418

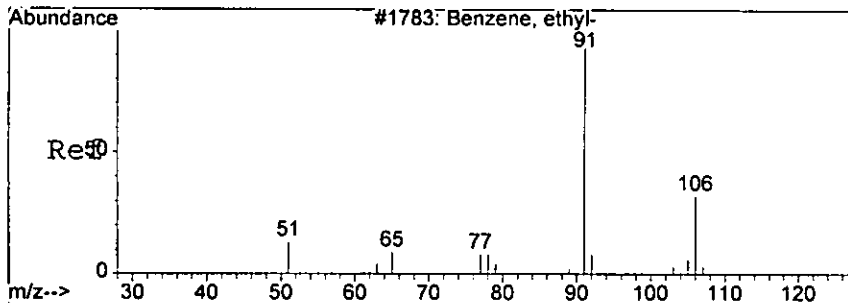
Tgt Ion: 92 Resp: 30003  
 Ion Ratio Lower Upper  
 92 100  
 91 173.0 93.4 217.8



Abundance Ion 92.00 (91.70 to 92.70): 1M09150.D  
 Ion 91.00 (90.70 to 91.70): 1M09150.D



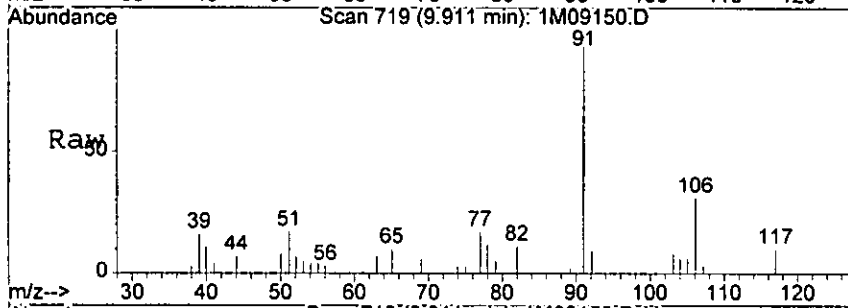
*hair*



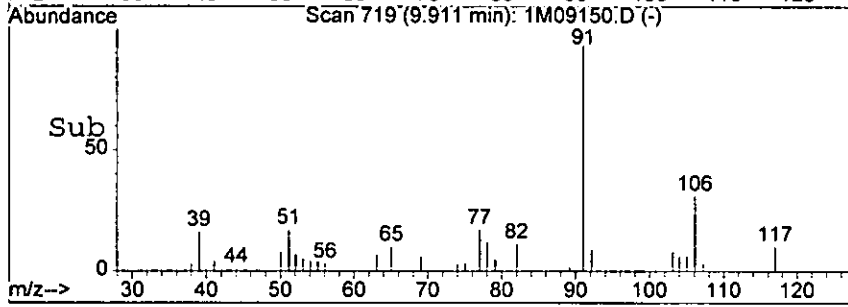
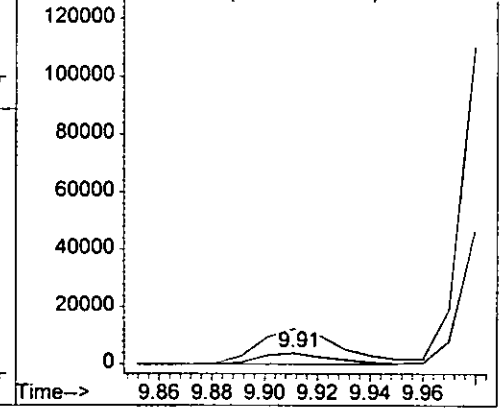
#56  
 Ethylbenzene  
 Concen: 1.58 ug/l  
 RT: 9.91 min Scan# 719  
 Delta R.T. -0.02 min  
 Lab File: 1M09150.D  
 Acq: 10 Sep 2005 3:29

0419

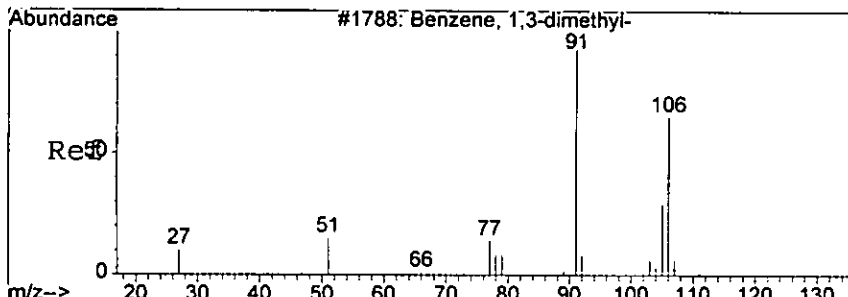
Tgt Ion: 106 Resp: 3783  
 Ion Ratio Lower Upper  
 106 100  
 91 314.8 193.6 451.6



Abundance Ion 106.00 (105.70 to 106.70): 1M09150.D  
 Ion 91.00 (90.70 to 91.70): 1M09150.D



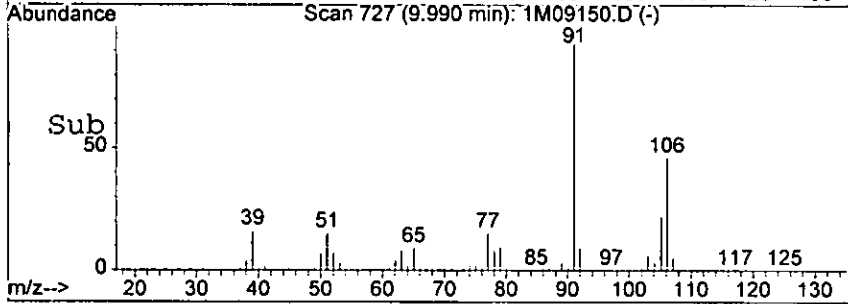
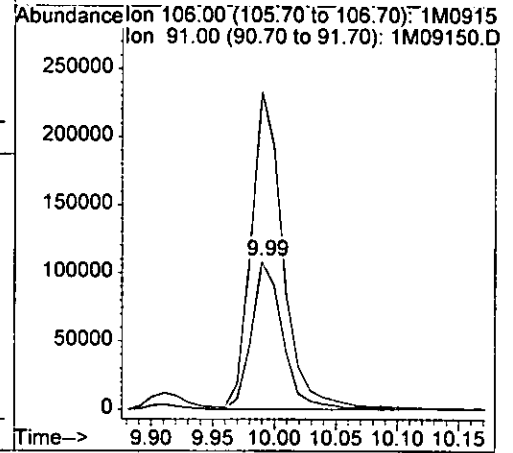
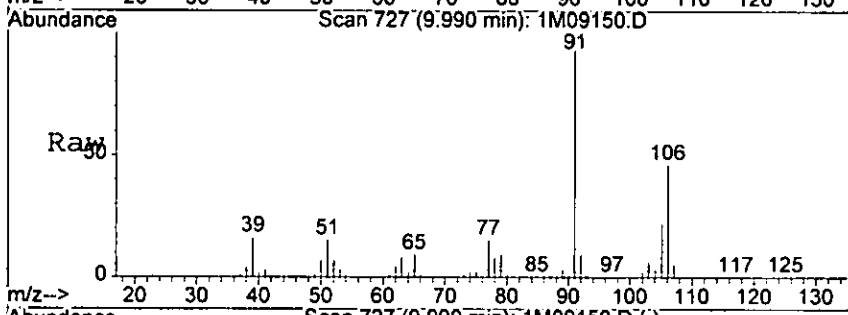
*hair*



#60  
 m&p-Xylenes  
 Concen: 35.23 ug/l  
 RT: 9.99 min Scan# 727  
 Delta R.T. -0.04 min  
 Lab File: 1M09150.D  
 Acq: 10 Sep 2005 3:29

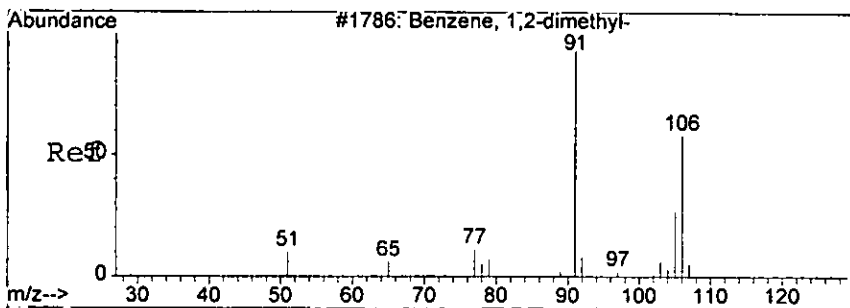
0429

Tgt Ion: 106 Resp: 191248  
 Ion Ratio Lower Upper  
 106 100  
 91 214.4 127.8 298.2



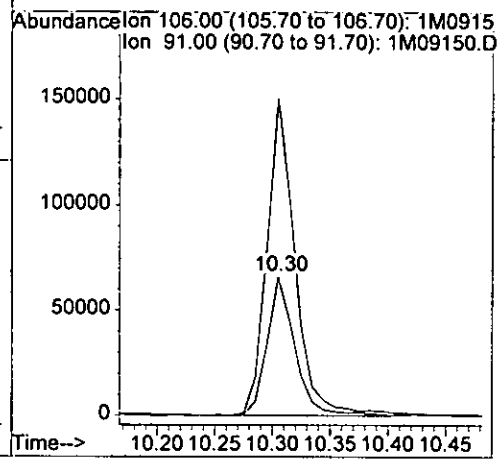
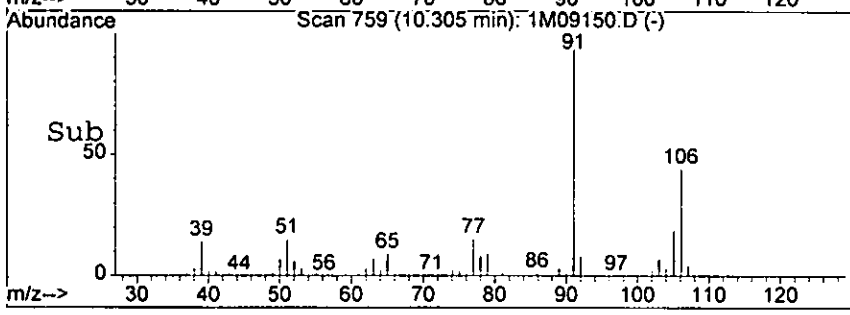
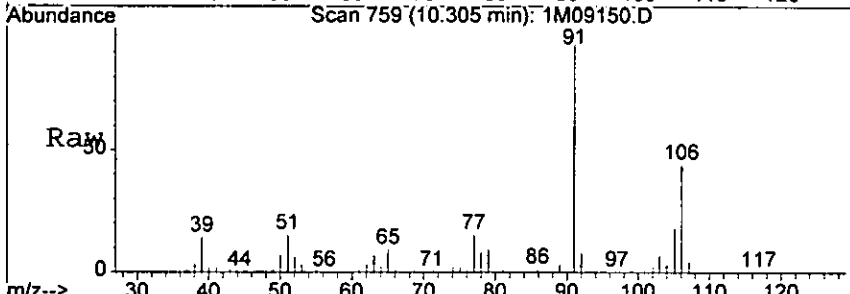
*ham*

BAZI



#61  
o-Xylene  
Concen: 19.92 ug/l  
RT: 10.30 min Scan# 759  
Delta R.T. -0.03 min  
Lab File: 1M09150.D  
Acq: 10 Sep 2005 3:29

Tgt Ion: 106 Resp: 110413  
Ion Ratio Lower Upper  
106 100  
91 228.2 136.2 317.8



*hair*



**Form1**  
ORGANICS VOLATILE REPORT

Sample Number: AC19506-032  
Client Id: PCTP68 (6)  
Data File: 1M09149.D  
Analysis Date: 09/10/05 03:04  
Date Rec/Extracted: 09/09/05-NA

Matrix: Soil  
Initial Vol: 5g  
Final Vol: NA  
Dilution: 1  
Solids: 65

Units: mg/Kg

Cas #	Compound	RL	Conc	Cas #	Compound	RL	Conc
71-55-6	1,1,1-Trichloroethane	0.00038	U	56-23-5	Carbon Tetrachloride	0.0013	U
79-34-5	1,1,2,2-Tetrachloroethane	0.00089	U	108-90-7	Chlorobenzene	0.00077	U
79-00-5	1,1,2-Trichloroethane	0.00086	U	75-00-3	Chloroethane	0.0016	U
75-34-3	1,1-Dichloroethane	0.0012	U	67-66-3	Chloroform	0.00070	U
75-35-4	1,1-Dichloroethene	0.00062	U	74-87-3	Chloromethane	0.0012	U
107-06-2	1,2-Dichloroethane	0.00060	U	156-59-2	cis-1,2-Dichloroethene	0.00073	U
78-87-5	1,2-Dichloropropane	0.00087	U	10061-01-5	cis-1,3-Dichloropropene	0.00070	U
78-93-3	2-Butanone	0.0012	U	124-48-1	Dibromochloromethane	0.00086	U
110-75-8	2-Chloroethylvinylether	0.0012	U	100-41-4	Ethylbenzene	0.0011	U
591-78-6	2-Hexanone	0.00073	U	1330-20-7	m&p-Xylenes	0.0017	U
108-10-1	4-Methyl-2-Pentanone	0.0011	U	75-09-2	Methylene Chloride	0.0022	0.013 B
67-64-1	Acetone	0.0082	0.050	95-47-6	o-Xylene	0.00072	U
107-02-8	Acrolein	0.0051	U	100-42-5	Styrene	0.00095	U
107-13-1	Acrylonitrile	0.0010	U	127-18-4	Tetrachloroethene	0.0014	U
71-43-2	Benzene	0.00078	U	108-88-3	Toluene	0.0012	U
75-27-4	Bromodichloromethane	0.00064	U	156-60-5	trans-1,2-Dichloroethene	0.00049	U
75-25-2	Bromoform	0.0011	U	10061-02-6	trans-1,3-Dichloropropene	0.00088	U
74-83-9	Bromomethane	0.0014	U	79-01-6	Trichloroethene	0.00094	U
75-15-0	Carbon Disulfide	0.0010	U	75-01-4	Vinyl Chloride	0.0011	U

Worksheet #: 19409

**Total Target Concentration 0.063**

*U* - Indicates the compound was analyzed but not detected.  
*B* - Indicates the analyte was found in the blank as well as in the sample.  
*E* - Indicates the analyte concentration exceeds the calibration range of the instrument.

*R* - Retention Time Out  
*J* - Indicates an estimated value when a compound is detected at less than the specified detection limit.

09/15/05

Data File : G:\GcMsData\2005\GCMS\_1\DATA\09-0905\1M09149.D Vial: 23  
 Acq On : 10 Sep 2005 3:04 Operator: WP  
 Sample : AC19506-032 Inst : GCMS\_1  
 Misc : S,5G Multiplr: 1.00  
 MS Integration Params: RTEINT.P  
 Quant Time: Sep 15 10:12 2005

Quant Results File: 1M\_S0906.RES

Quant Method : G:\GCMSDATA\2005\GCMS\_1\METHODS\1M\_S0906.M (RTE Integrator)  
 Title : @GCMS\_1,ug,624,8260  
 Last Update : Wed Sep 07 14:06:34 2005  
 Response via : Initial Calibration  
 DataAcq Meth : M\_8260A

Internal Standards	R.T.	QIon	Response	Conc	Units	Dev (Min)
1) Fluorobenzene	6.93	96	236625	30.00	ug/l	-0.05
39) Chlorobenzene-d5	9.80	117	196965	30.00	ug/l	-0.03
54) 1,4-Dichlorobenzene-d4	11.58	152	125991	30.00	ug/l	-0.03
<b>System Monitoring Compounds</b>						
27) Dibromofluoromethane	6.09	111	72502	33.97	ug/l	-0.05
Spiked Amount	30.000		Recovery	=	113.23%	
28) 1,2-Dichloroethane-d4	6.52	67	40305	33.84	ug/l	-0.05
Spiked Amount	30.000		Recovery	=	112.80%	
50) Toluene-d8	8.55	98	245190	26.86	ug/l	-0.04
Spiked Amount	30.000		Recovery	=	89.53%	
58) Bromofluorobenzene	10.72	174	90380	28.39	ug/l	-0.02
Spiked Amount	30.000		Recovery	=	94.63%	
<b>Target Compounds</b>						
8) Methylene Chloride	3.58	84	10571	8.40	ug/l	71
12) Acetone	3.07	43	16885m	32.24	ug/l	

*Handwritten signature*

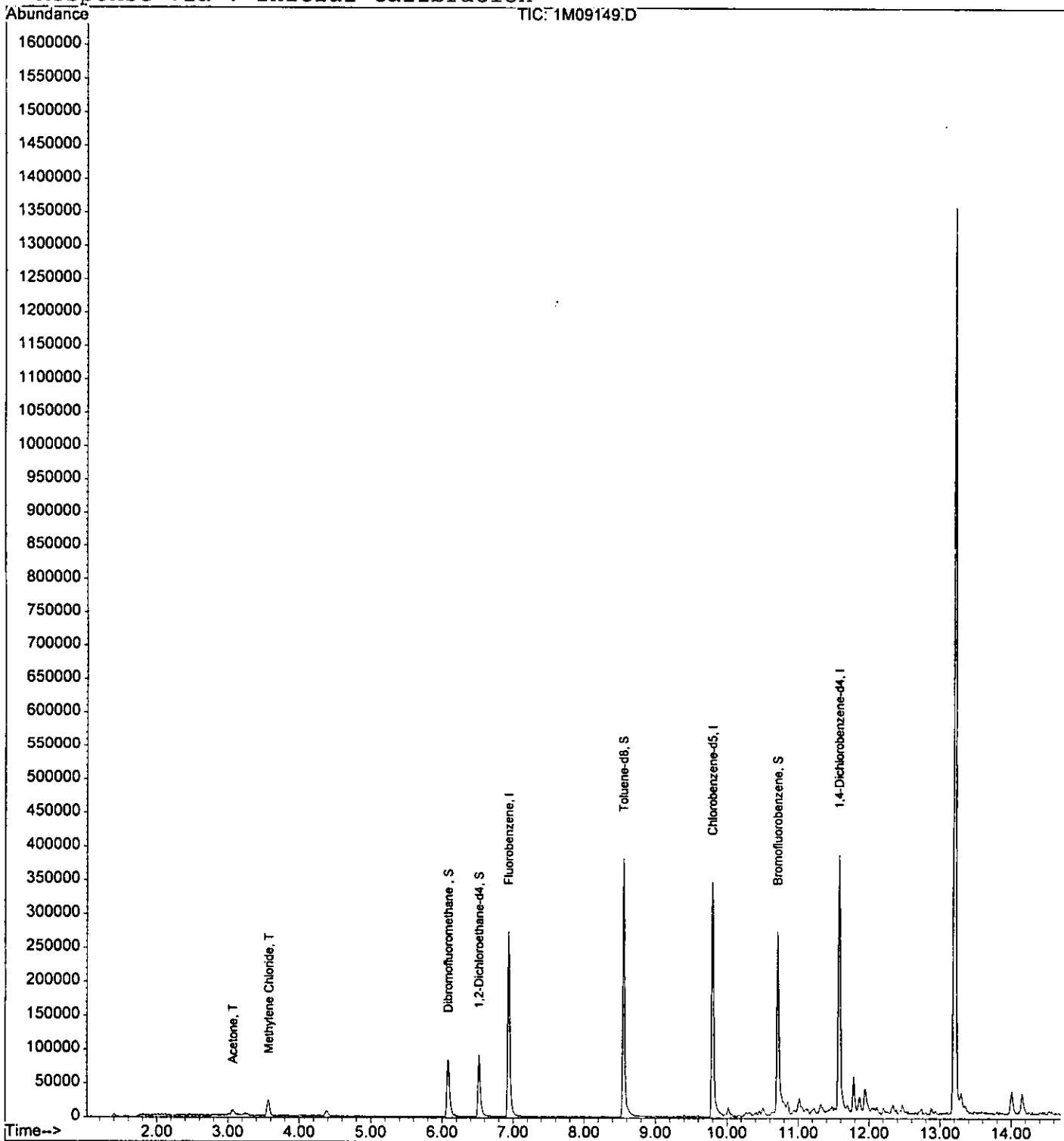
(#) = qualifier out of range (m) = manual integration

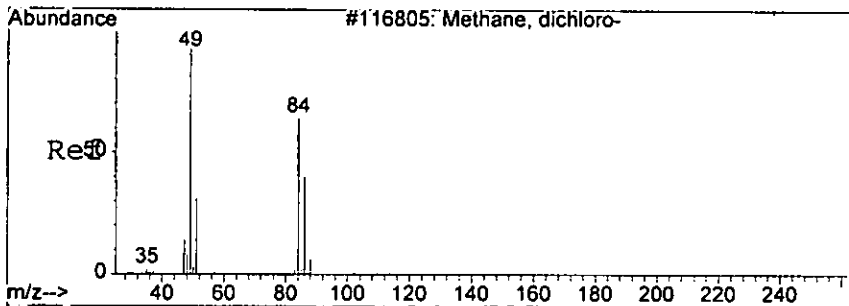
Quantitation Report

Data File : G:\GcMsData\2005\GCMS\_1\DATA\09-0905\1M09149.D Vial: 23  
Acq On : 10 Sep 2005 3:04 Operator: WP  
Sample : AC19506-032 Inst : GCMS\_1  
Misc : S,5G Multiplr: 1.00  
MS Integration Params: RTEINT.P  
Quant Time: Sep 15 10:12 2005

Quant Results File: 1M\_S0906.RES

Method : G:\GCMSDATA\2005\GCMS\_1\METHODS\1M\_S0906.M (RTE Integrator)  
Title : @GCMS\_1,ug,624,8260  
Last Update : Wed Sep 07 14:06:34 2005  
Response via : Initial Calibration

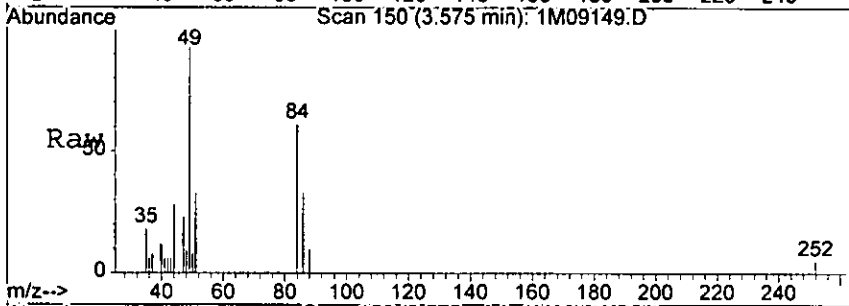




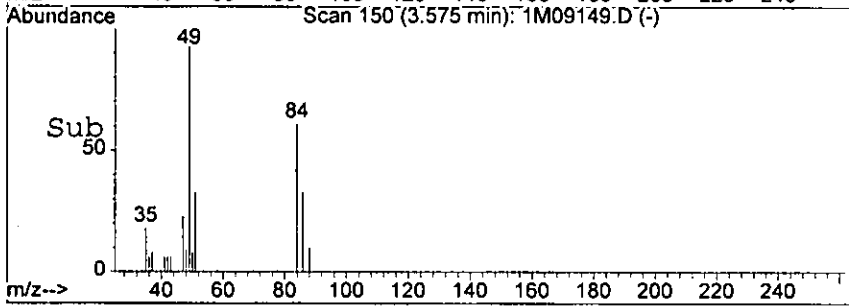
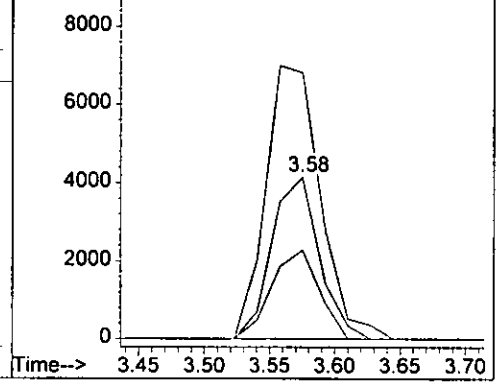
#8  
 Methylene Chloride  
 Concen: 8.40 ug/l  
 RT: 3.58 min Scan# 150  
 Delta R.T. -0.05 min  
 Lab File: 1M09149.D  
 Acq: 10 Sep 2005 3:04

BAZ

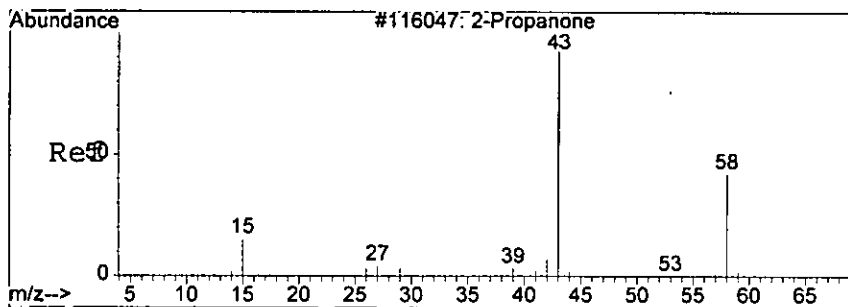
Tgt Ion:	84	Resp:	10571
Ion	Ratio	Lower	Upper
84	100		
49	165.0	132.2	308.4
86	55.2	37.3	87.1



Abundance Ion 84.00 (83.70 to 84.70): 1M09149.D  
 Ion 49.00 (48.70 to 49.70): 1M09149.D  
 Ion 86.00 (85.70 to 86.70): 1M09149.D

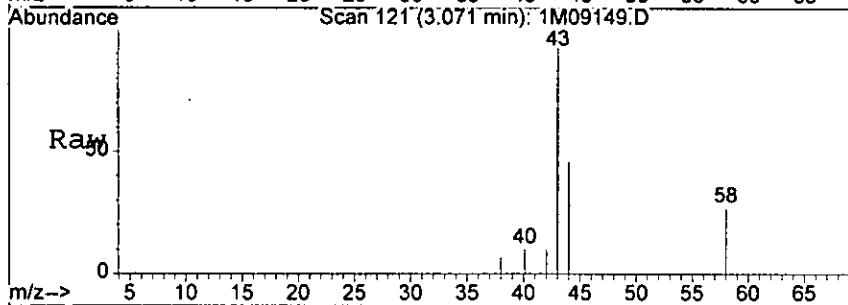


harr

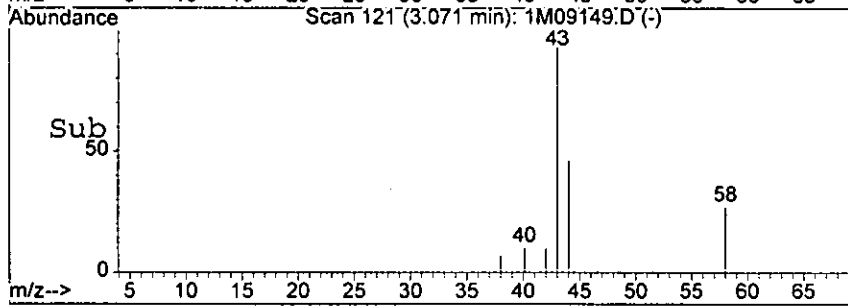
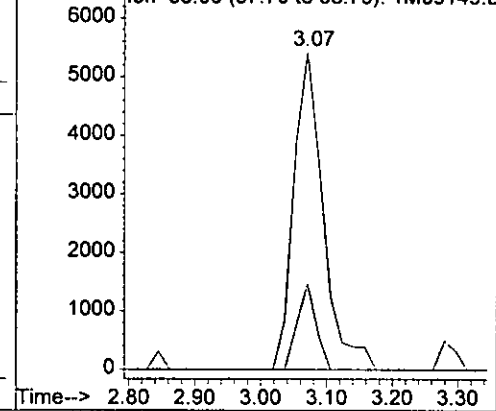


#12  
 Acetone  
 Concen: 32.24 ug/l m  
 RT: 3.07 min Scan# 121  
 Delta R.T. -0.05 min  
 Lab File: 1M09149.D  
 Acq: 10 Sep 2005 3:04

Tgt Ion: 43 Resp: 16885  
 Ion Ratio Lower Upper  
 43 100  
 58 27.1 0.0 55.0



Abundance Ion 43.00 (42.70 to 43.70): 1M09149.D  
 Ion 58.00 (57.70 to 58.70): 1M09149.D



*hair*