

Project # 5090918
4 of 10

Form1

ORGANICS SEMIVOLATILE REPORT

1003

Sample Number: AC19506-009(10X)
 Client Id: PCTP63 (0.5)
 Data File: 4M06115.D
 Analysis Date: 09/14/05 13:14
 Date Rec/Extracted: 09/09/05-09/13/05

Matrix: Soil
 Initial Vol: 30g
 Final Vol: 1ml
 Dilution: 10
 Solids: 95

Units: mg/Kg

Cas #	Compound	RL	Conc	Cas #	Compound	RL	Conc
120-82-1	1,2,4-Trichlorobenzene	0.095	U	205-99-2	Benzo[b]fluoranthene	0.10	20
95-50-1	1,2-Dichlorobenzene	0.16	U	191-24-2	Benzo[g,h,i]perylene	0.067	9.8
122-66-7	1,2-Diphenylhydrazine	0.10	U	207-08-9	Benzo[k]fluoranthene	0.11	5.1
541-73-1	1,3-Dichlorobenzene	0.15	U	111-91-1	bis(2-Chloroethoxy)methan	0.080	U
106-46-7	1,4-Dichlorobenzene	0.18	U	111-44-4	bis(2-Chloroethyl)ether	0.19	U
95-95-4	2,4,5-Trichlorophenol	4.7	U	108-60-1	bis(2-chloroisopropyl)ether	0.11	U
88-06-2	2,4,6-Trichlorophenol	8.5	U	117-81-7	bis(2-Ethylhexyl)phthalat	0.32	1.1
120-83-2	2,4-Dichlorophenol	0.57	U	85-68-7	Butylbenzylphthalate	0.14	U
105-67-9	2,4-Dimethylphenol	0.48	U	86-74-8	Carbazole	0.10	3.2
51-28-5	2,4-Dinitrophenol	2.4	U	218-01-9	Chrysene	0.073	16
121-14-2	2,4-Dinitrotoluene	0.13	U	84-74-2	Di-n-butylphthalate	0.079	U
606-20-2	2,6-Dinitrotoluene	0.14	U	117-84-0	Di-n-octylphthalate	0.083	U
91-58-7	2-Chloronaphthalene	0.097	U	53-70-3	Dibenzo[a,h]anthracene	0.12	4.0
95-57-8	2-Chlorophenol	0.72	U	132-64-9	Dibenzofuran	0.45	2.1
91-57-6	2-Methylnaphthalene	0.45	U	84-66-2	Diethylphthalate	0.096	U
95-48-7	2-Methylphenol	1.7	U	131-11-3	Dimethylphthalate	0.079	U
88-74-4	2-Nitroaniline	0.25	U	206-44-0	Fluoranthene	0.10	31
88-75-5	2-Nitrophenol	0.41	U	86-73-7	Fluorene	0.089	4.4
106-44-5	3&4-Methylphenol	1.9	U	118-74-1	Hexachlorobenzene	0.16	U
91-94-1	3,3'-Dichlorobenzidine	0.77	U	87-68-3	Hexachlorobutadiene	0.15	U
99-09-2	3-Nitroaniline	1.5	U	77-47-4	Hexachlorocyclopentadiene	0.93	U
534-52-1	4,6-Dinitro-2-methylphenol	0.67	U	67-72-1	Hexachloroethane	0.26	U
101-55-3	4-Bromophenyl-phenylether	0.13	U	193-39-5	Indeno[1,2,3-cd]pyrene	0.048	9.1
59-50-7	4-Chloro-3-methylphenol	0.89	U	78-59-1	Isophorone	0.11	U
106-47-8	4-Chloroaniline	2.7	U	621-64-7	N-Nitroso-di-n-propylamine	0.17	U
7005-72-3	4-Chlorophenyl-phenylether	0.16	U	62-75-9	N-Nitrosodimethylamine	4.1	U
100-01-6	4-Nitroaniline	0.87	U	86-30-6	n-Nitrosodiphenylamine	0.17	U
100-02-7	4-Nitrophenol	0.62	U	91-20-3	Naphthalene	0.083	U
83-32-9	Acenaphthene	0.15	1.8	98-95-3	Nitrobenzene	0.14	U
208-96-8	Acenaphthylene	0.081	0.51	87-86-5	Pentachlorophenol	0.43	U
120-12-7	Anthracene	0.092	8.7	85-01-8	Phenanthrene	0.081	33
92-87-5	Benzidine	0.80	U	108-95-2	Phenol	0.53	U
56-55-3	Benzo[a]anthracene	0.061	18	129-00-0	Pyrene	0.082	42
50-32-8	Benzo[a]pyrene	0.081	14				

Worksheet #: 19611

Total Target Concentration 223.81

U - Indicates the compound was analyzed but not detected.
 B - Indicates the analyte was found in the blank as well as in the sample.
 E - Indicates the analyte concentration exceeds the calibration range of the instrument.

R - Retention Time Out
 J - Indicates an estimated value when a compound is detected at less than the specified detection limit.

Data File : G:\GcMsData\2005\Gcms_4\Data\09-14-05\4M06115.D Vial: 10
 Acq On : 14 Sep 2005 13:14 Operator: AHD
 Sample : AC19506-009(10X) Inst : GCMS_4
 Misc : S,BN:10 Multiplr: 1.00
 MS Integration Params: RTEINT.P
 Quant Time: Sep 22 16:12 2005 Quant Results File: 4M_0901.RES

Quant Method : G:\GCMSDATA\2005\GCMS_4\METHODS\4M_0901.M (RTE Integrator)
 Title : @GCMS_4,mg,625,8270
 Last Update : Fri Sep 02 08:08:19 2005
 Response via : Initial Calibration
 DataAcq Meth : 4M_0901

Internal Standards	R.T.	QIon	Response	Conc	Units	Dev (Min)
1) 1,4-Dichlorobenzene-d4	4.53	152	49373	40.00	ng	-0.15
19) Naphthalene-d8	5.52	136	161396	40.00	ng	-0.15
35) Acenaphthene-d10	7.02	164	94381	40.00	ng	-0.18
59) Phenanthrene-d10	8.59	188	151355	40.00	ng	-0.20
72) Chrysene-d12	11.72	240	61600	40.00	ng	-0.24
81) Perylene-d12	13.53	264	40519	40.00	ng	-0.26

System Monitoring Compounds

4) 2-Fluorophenol	3.34	112	26684	17.61	ng	-0.16
Spiked Amount	200.000		Recovery	=	8.81%	
7) Phenol-d5	4.27	99	38901	20.30	ng	-0.13
Spiked Amount	200.000		Recovery	=	10.15%	
20) Nitrobenzene-d5	4.99	128	7127	8.44	ng	-0.14
Spiked Amount	100.000		Recovery	=	8.44%	
40) 2-Fluorobiphenyl	6.41	172	32673	9.81	ng	-0.17
Spiked Amount	100.000		Recovery	=	9.81%	
62) 2,4,6-Tribromophenol	7.83	332	9188	15.18	ng	-0.20
Spiked Amount	200.000		Recovery	=	7.59%	
75) Terphenyl-d14	10.47	244	22605	13.48	ng	-0.22
Spiked Amount	100.000		Recovery	=	13.48%	

Target Compounds

Target Compounds	R.T.	QIon	Response	Conc	Units	Qvalue
46) Acenaphthylene	6.89	152	6178	1.44	ng	92
49) Acenaphthene	7.06	153	14961	5.15	ng	95
52) Dibenzofuran	7.23	168	23637	5.85	ng	95
55) Fluorene	7.58	166	35030	12.53	ng	96
67) Phenanthrene	8.62	178	373473	93.81	ng	98
68) Anthracene	8.67	178	107969	24.84	ng	97
69) Carbazole	8.88	167	36802	9.09	ng	97
71) Fluoranthene	9.99	202	391953	87.67	ng	97
73) Pyrene	10.25	202	284646	120.34	ng	98
78) Benzo[a]anthracene	11.71	228	107268	51.52	ng	97
79) Chrysene	11.75	228	85102	44.58	ng	97
80) bis(2-Ethylhexyl)phthalate	11.86	149	5732	3.08	ng	97
83) Benzo[b]fluoranthene	13.07	252	99057m	57.35	ng	
84) Benzo[k]fluoranthene	13.10	252	22873m	14.45	ng	
85) Benzo[a]pyrene	13.46	252	58410	39.51	ng	96
86) Indeno[1,2,3-cd]pyrene	14.75	276	36203	25.83	ng	89
87) Dibenzo[a,h]anthracene	14.77	278	12821	11.39	ng	92
88) Benzo[g,h,i]perylene	15.03	276	30140	27.85	ng	92

(#) = qualifier out of range (m) = manual integration

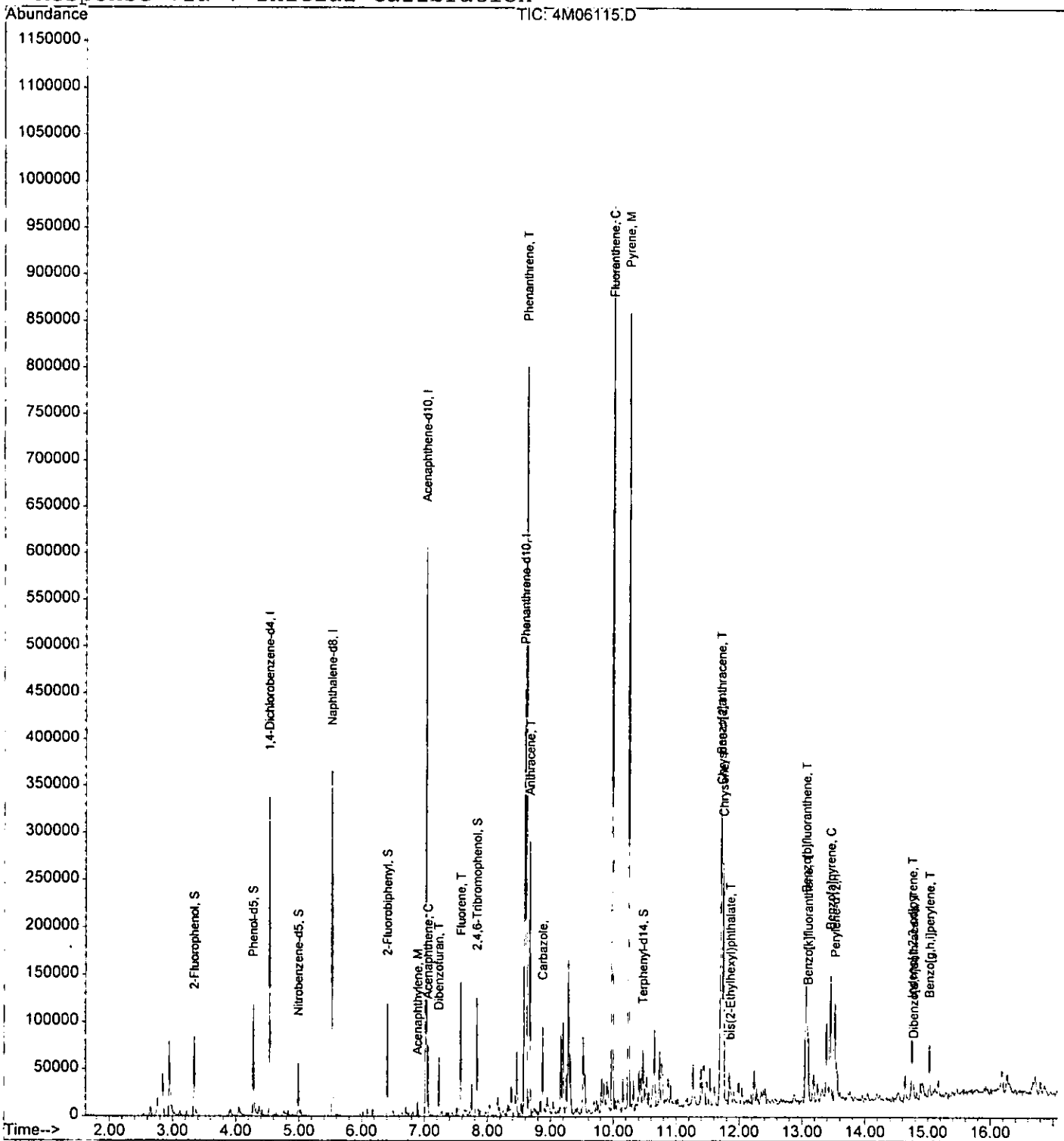
12970

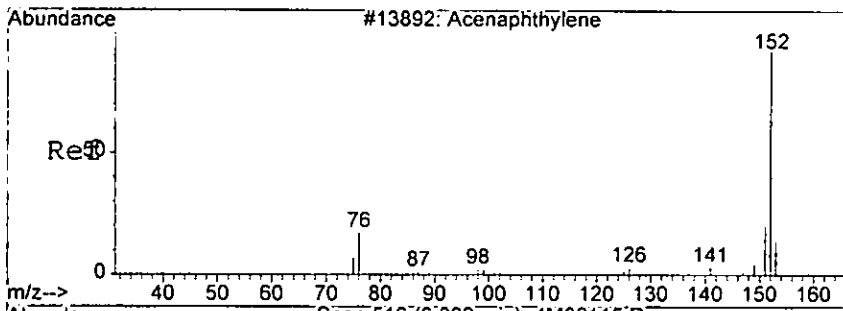
Quantitation Report

Data File : G:\GcMsData\2005\Gcms_4\Data\09-14-05\4M06115.D Vial: 10
 Acq On : 14 Sep 2005 13:14 Operator: AHD
 Sample : AC19506-009(10X) Inst : GCMS_4
 Misc : S,BN:10 Multiplr: 1.00
 MS Integration Params: RTEINT.P
 Quant Time: Sep 22 16:12 2005

Quant Results File: 4M_0901.RES

Method : G:\GCMSDATA\2005\GCMS_4\METHODS\4M_0901.M (RTE Integrator)
 Title : @GCMS_4,mg,625,8270
 Last Update : Thu Sep 01 11:26:24 2005
 Response via : Initial Calibration



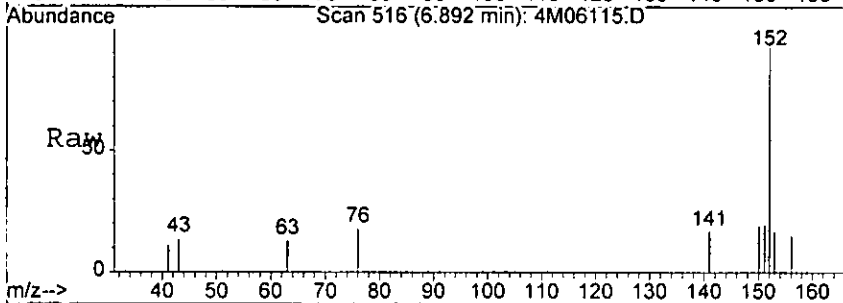


#46
 Acenaphthylene
 Concen: 1.44 ng
 RT: 6.89 min Scan# 516
 Delta R.T. -0.18 min
 Lab File: 4M06115.D
 Acq: 14 Sep 2005 13:14

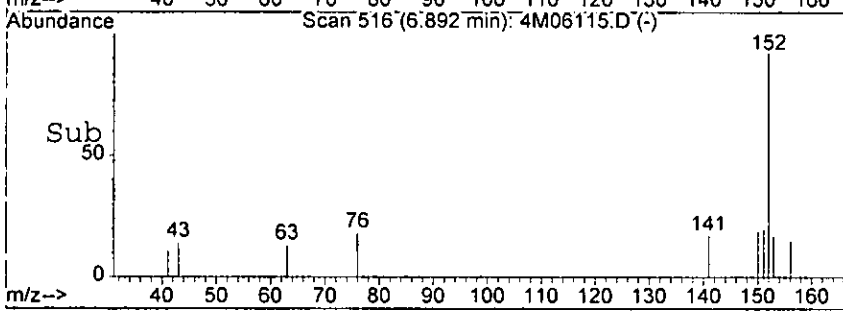
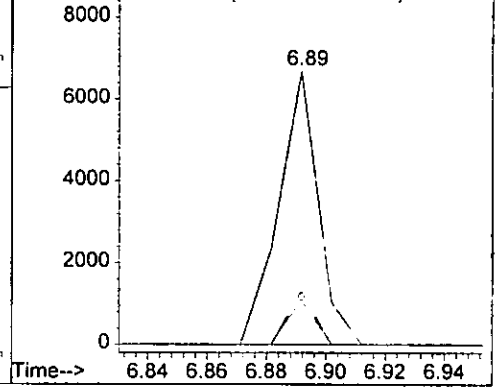
0896

Tgt Ion: 152 Resp: 6178

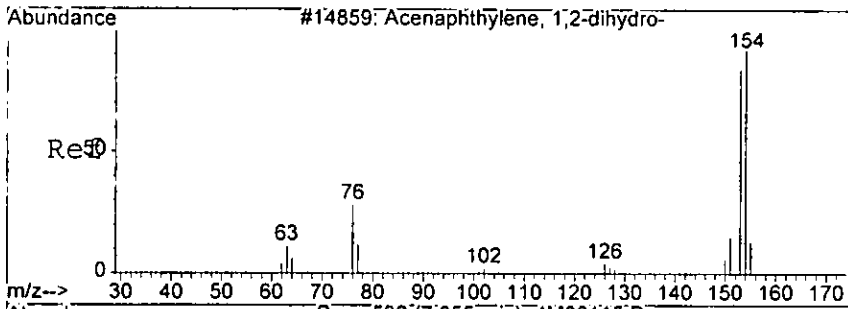
Ion	Ratio	Lower	Upper
152	100		
151	19.7	0.0	63.6
153	17.3	0.0	53.8



Abundance Ion 152.00 (151.70 to 152.70): 4M0611
 Ion 151.00 (150.70 to 151.70): 4M0611
 Ion 153.00 (152.70 to 153.70): 4M0611



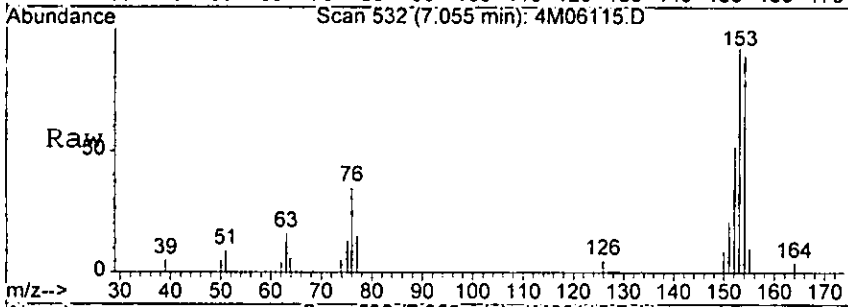
Handwritten signature



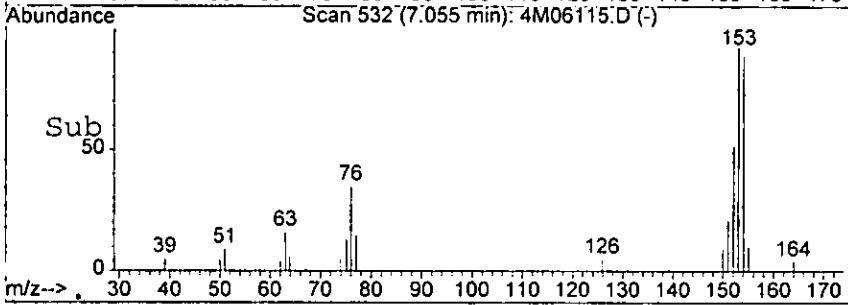
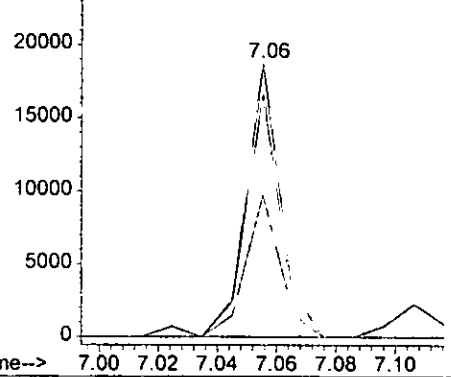
#49
 Acenaphthene
 Concen: 5.15 ng
 RT: 7.06 min Scan# 532
 Delta R.T. -0.19 min
 Lab File: 4M06115.D
 Acq: 14 Sep 2005 13:14

8897

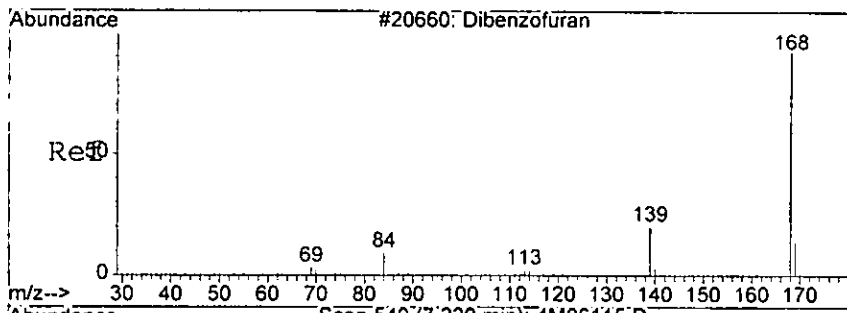
Tgt Ion	Resp	Lower	Upper
153	14961		
153	100		
152	52.1	8.3	88.3
154	88.8	45.1	125.1



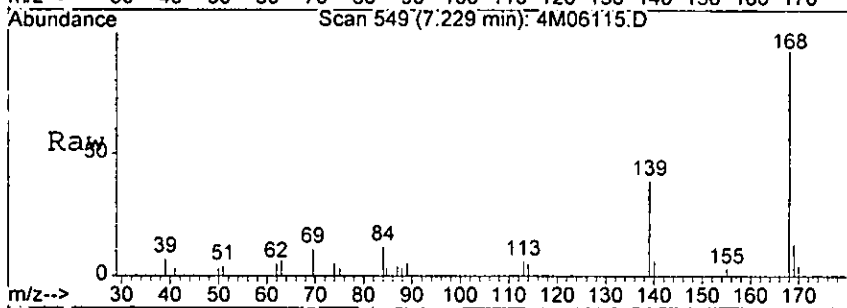
Abundance Ion 153.00 (152.70 to 153.70): 4M0611
 25000 Ion 152.00 (151.70 to 152.70): 4M0611
 Ion 154.00 (153.70 to 154.70): 4M0611



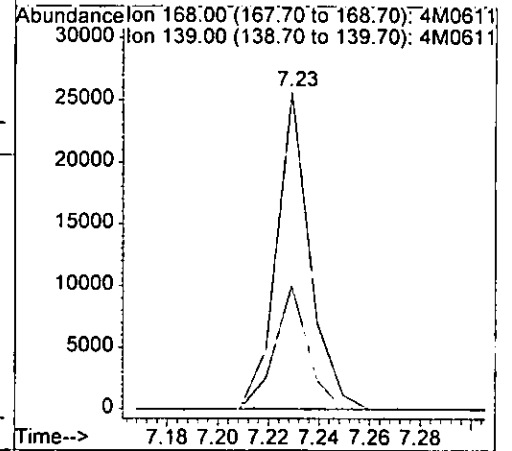
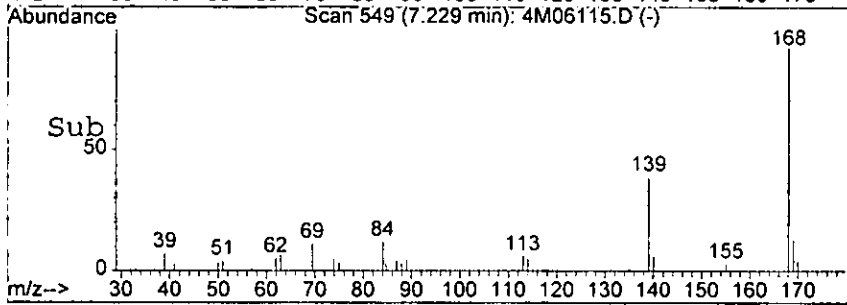
handwritten signature



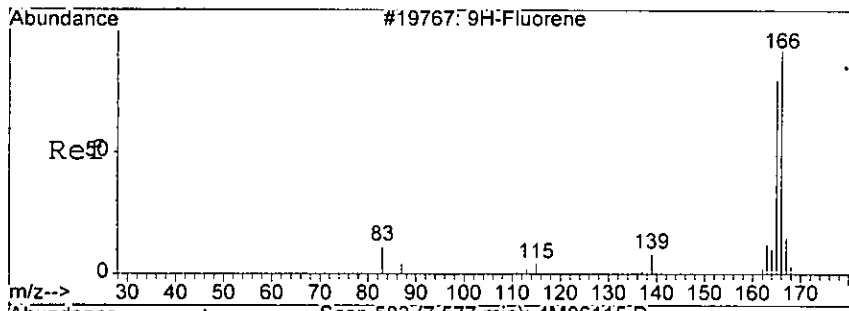
#52
 Dibenzofuran
 Concen: 5.85 ng
 RT: 7.23 min Scan# 549
 Delta R.T. -0.19 min
 Lab File: 4M06115.D
 Acq: 14 Sep 2005 13:14



Tgt Ion	Ratio	Lower	Upper
168	100		
139	39.0	6.0	66.0

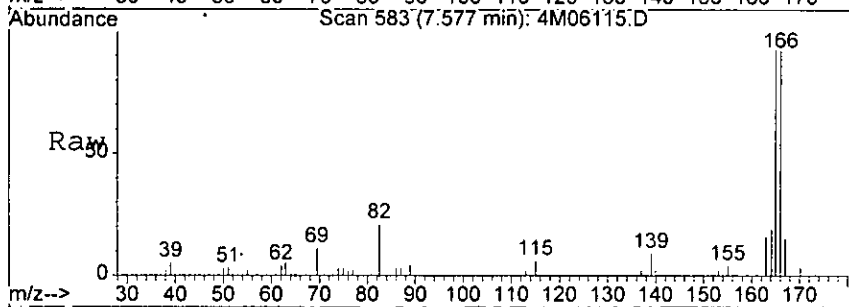


Handwritten signature



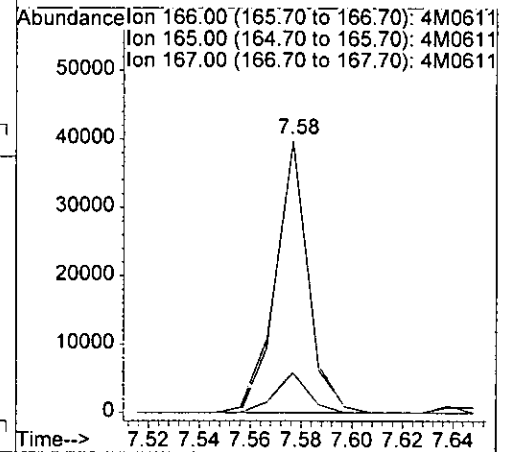
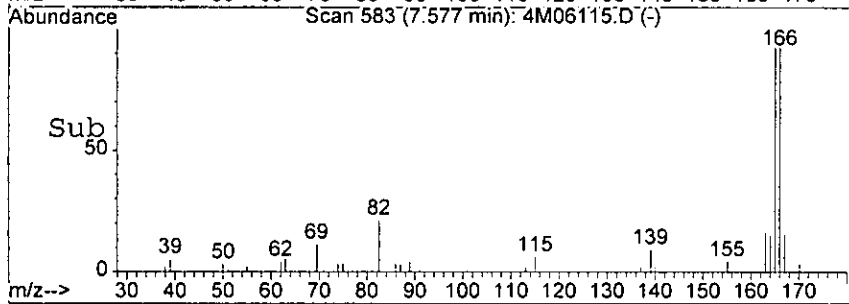
#55
 Fluorene
 Concen: 12.53 ng
 RT: 7.58 min Scan# 583
 Delta R.T. -0.19 min
 Lab File: 4M06115.D
 Acq: 14 Sep 2005 13:14

583

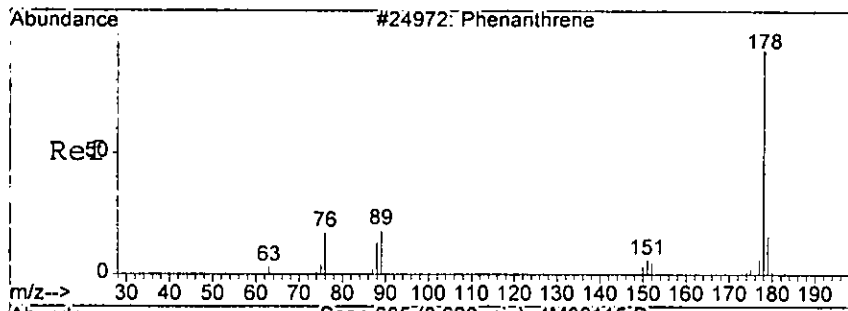


Tgt Ion: 166 Resp: 35030

Ion	Ratio	Lower	Upper
166	100		
165	99.0	63.3	143.3
167	14.5	0.0	54.6

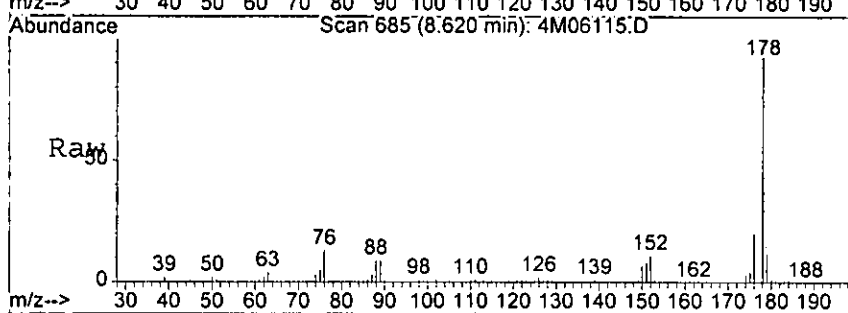


Handwritten signature



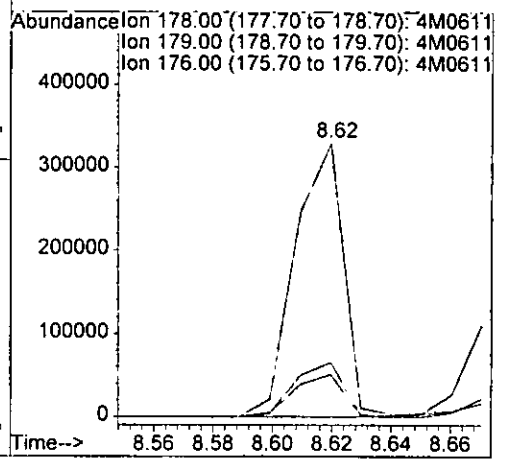
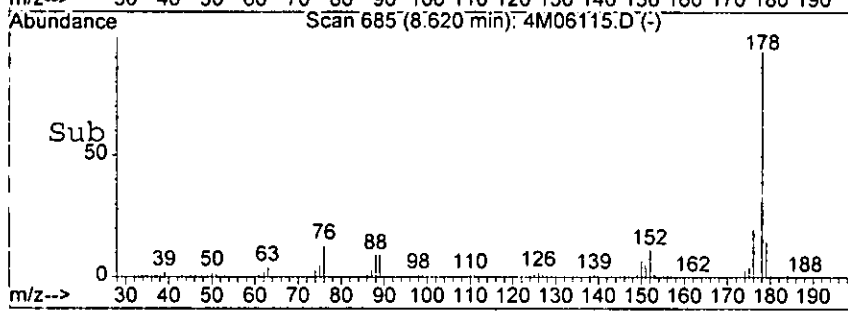
#67
 Phenanthrene
 Concen: 93.81 ng
 RT: 8.62 min Scan# 685
 Delta R.T. -0.20 min
 Lab File: 4M06115.D
 Acq: 14 Sep 2005 13:14

8858

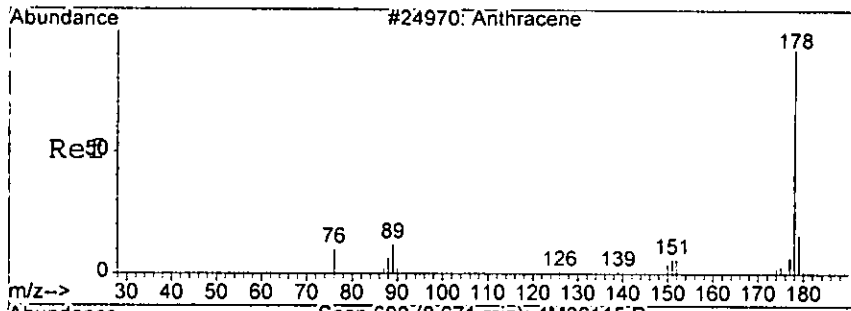


Tgt Ion: 178 Resp: 373473

Ion	Ratio	Lower	Upper
178	100		
179	15.5	0.0	56.6
176	19.9	0.0	60.5

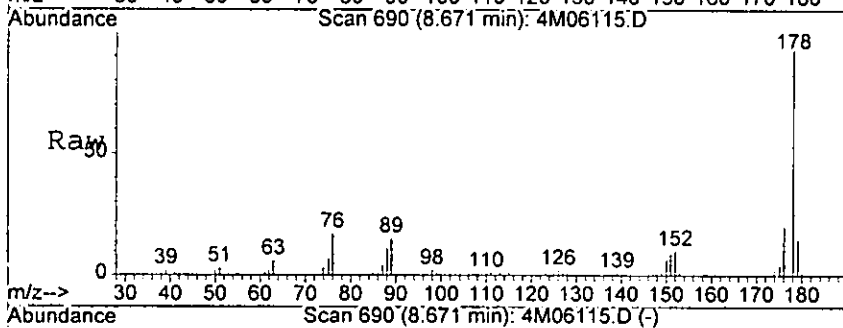


Handwritten signature



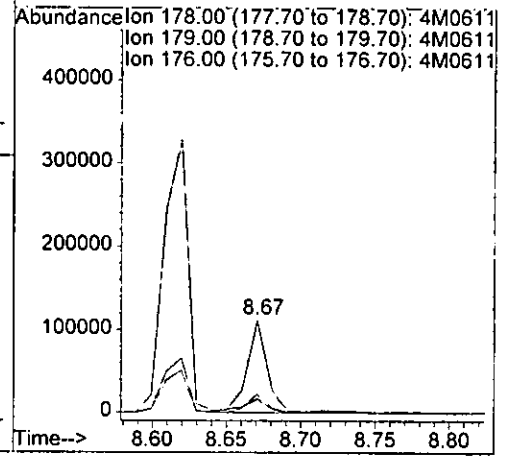
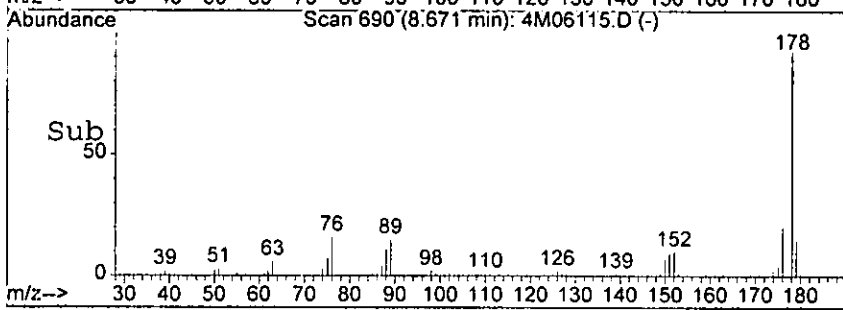
#68
 Anthracene
 Concen: 24.84 ng
 RT: 8.67 min Scan# 690
 Delta R.T. -0.20 min
 Lab File: 4M06115.D
 Acq: 14 Sep 2005 13:14

178

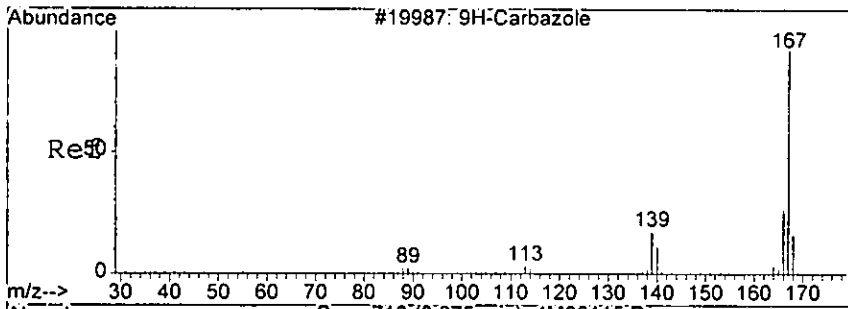


Tgt Ion: 178 Resp: 107969

Ion	Ratio	Lower	Upper
178	100		
179	14.0	0.0	56.6
176	20.0	0.0	60.2



Handwritten signature

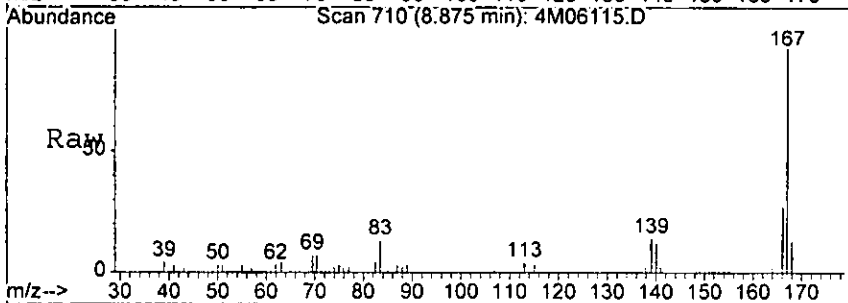


#69
 Carbazole
 Concen: 9.09 ng
 RT: 8.88 min Scan# 710
 Delta R.T. -0.20 min
 Lab File: 4M06115.D
 Acq: 14 Sep 2005 13:14

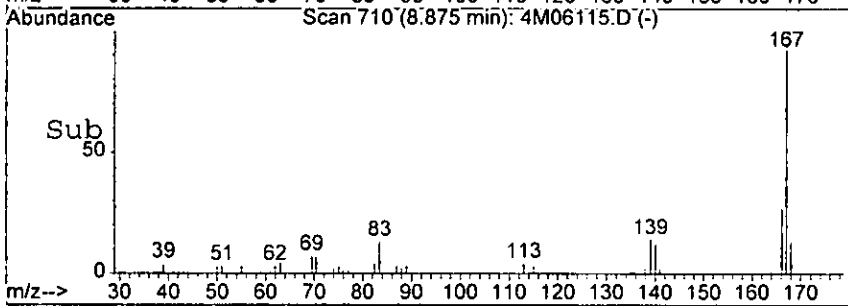
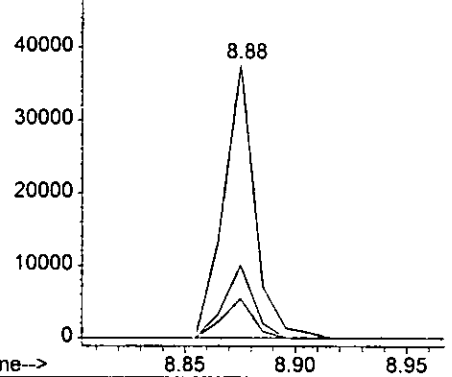
8982

Tgt Ion: 167 Resp: 36802

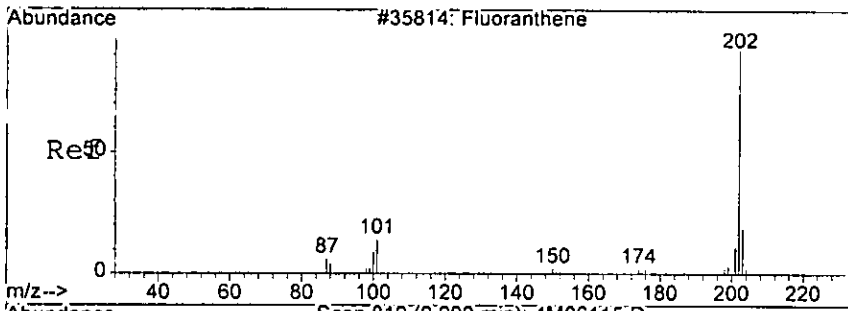
Ion	Ratio	Lower	Upper
167	100		
166	26.6	4.9	44.9
139	14.3	0.0	33.9



Abundance Ion 167.10 (166.80 to 167.80): 4M0611
 Ion 166.20 (165.90 to 166.90): 4M0611
 Ion 139.05 (138.75 to 139.75): 4M0611

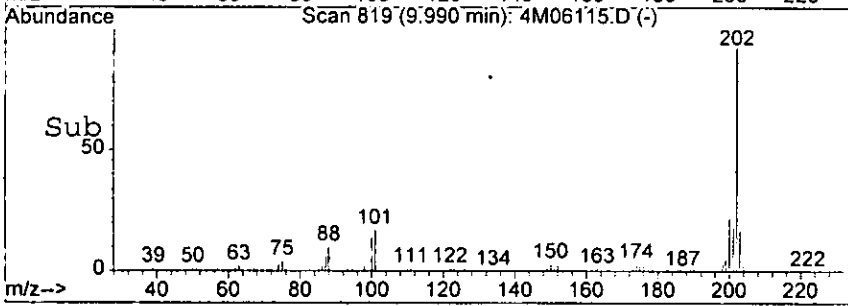
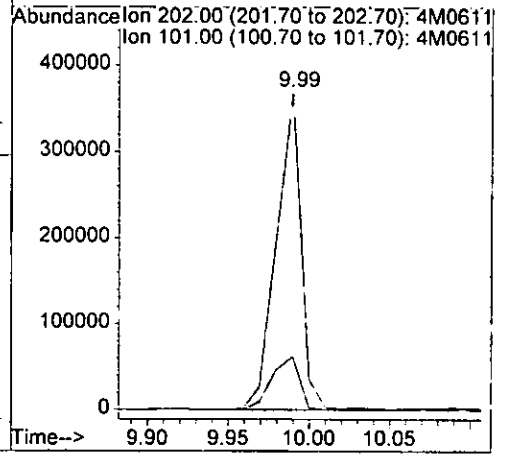
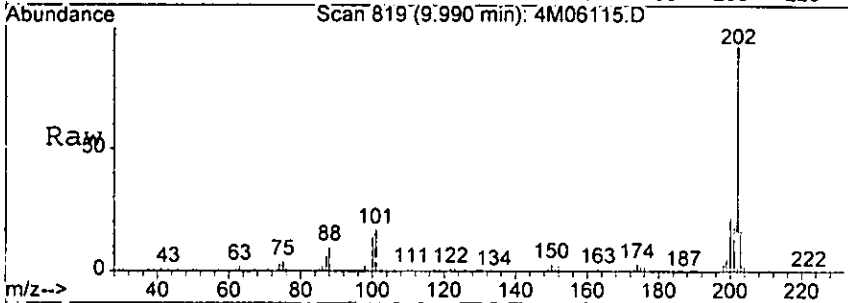


ham

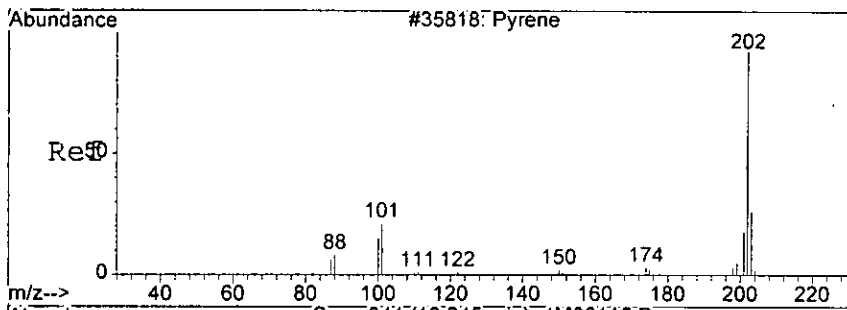


#71
 Fluoranthene
 Concn: 87.67 ng
 RT: 9.99 min Scan# 819
 Delta R.T. -0.21 min
 Lab File: 4M06115.D
 Acq: 14 Sep 2005 13:14

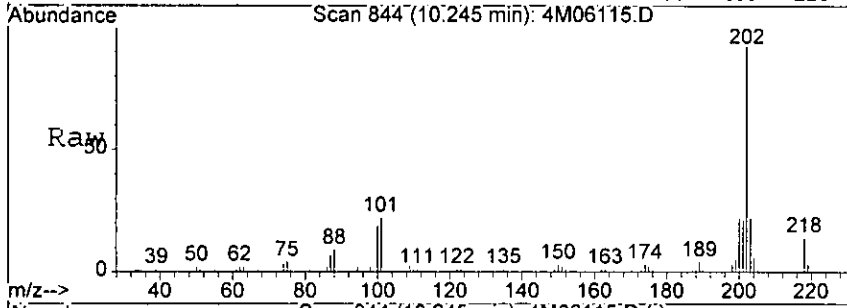
Tgt Ion: 202 Resp: 391953
 Ion Ratio Lower Upper
 202 100
 101 16.8 0.0 58.3



harr

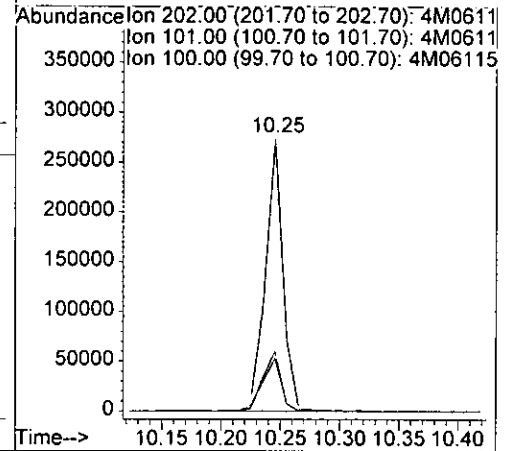
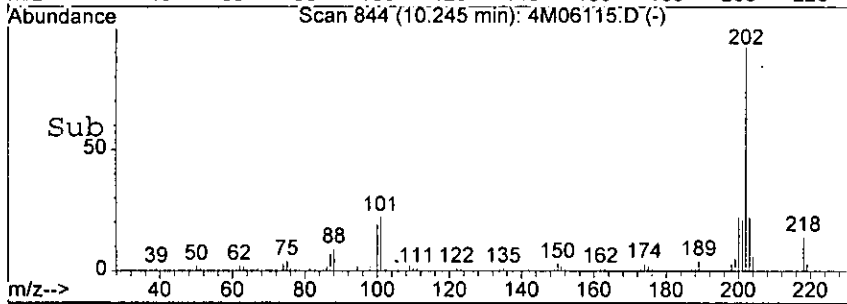


#73
 Pyrene
 Concen: 120.34 ng
 RT: 10.25 min Scan# 844
 Delta R.T. -0.21 min
 Lab File: 4M06115.D
 Acq: 14 Sep 2005 13:14

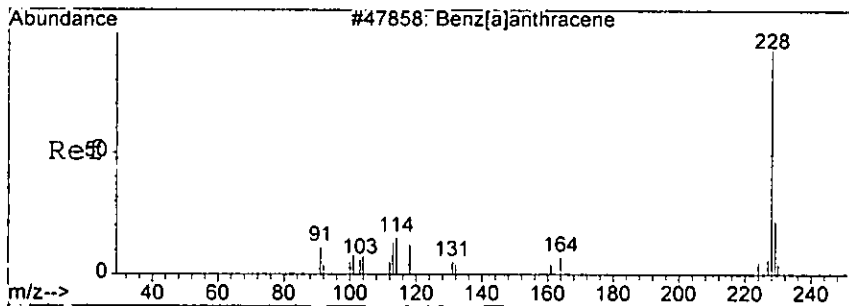


Tgt Ion: 202 Resp: 284646

Ion	Ratio	Lower	Upper
202	100		
101	21.8	0.0	62.7
100	19.2	0.0	60.5

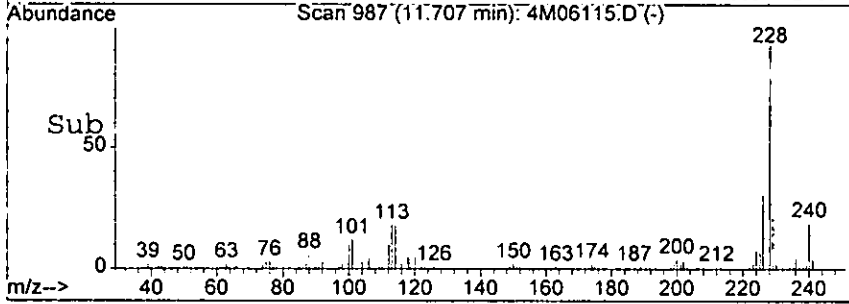
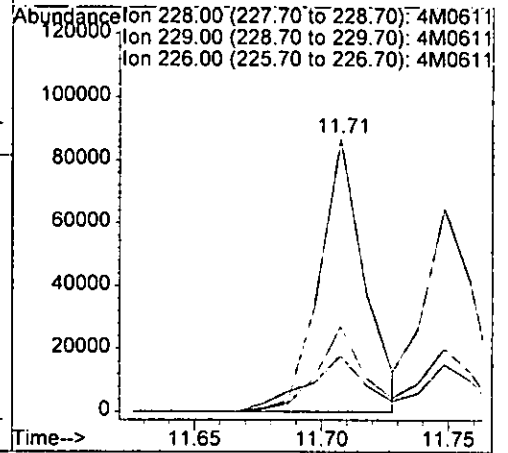
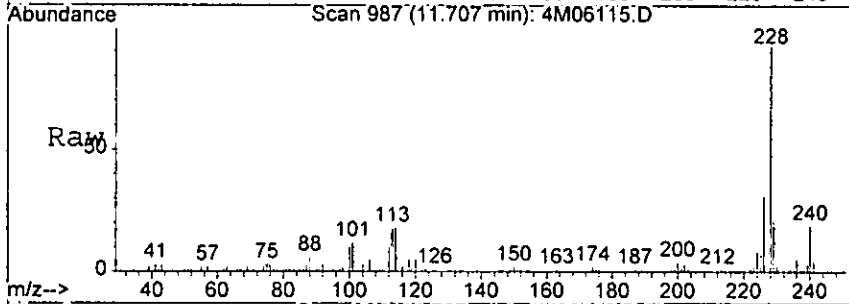


Handwritten signature

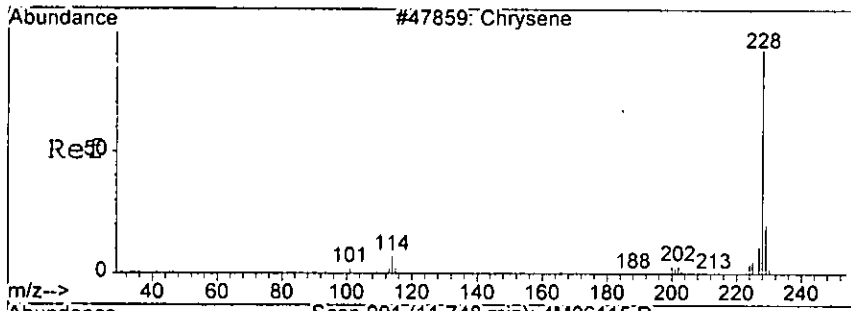


#78
 Benzo[a]anthracene
 Concen: 51.52 ng
 RT: 11.71 min Scan# 987
 Delta R.T. -0.24 min
 Lab File: 4M06115.D
 Acq: 14 Sep 2005 13:14

Tgt Ion	Ratio	Lower	Upper
228	100		
229	20.6	0.0	60.5
226	31.2	0.0	69.0

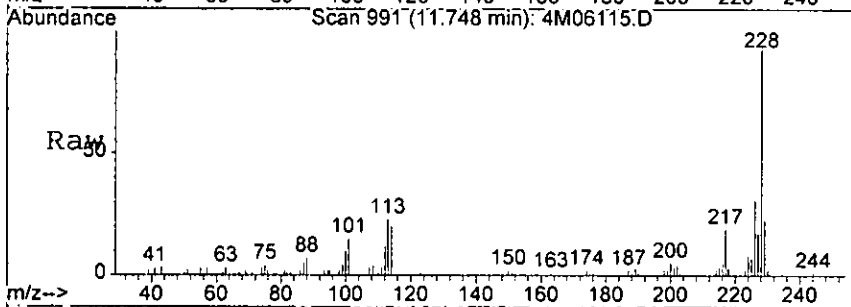


Handwritten signature

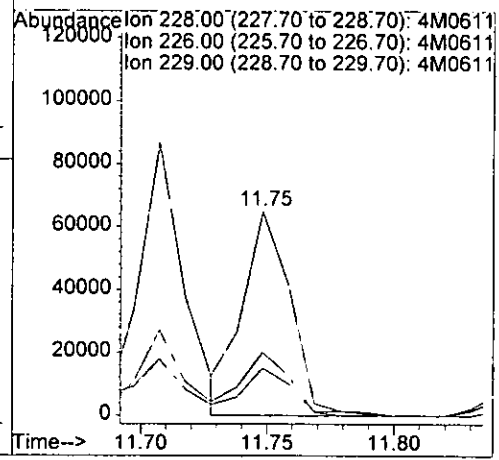
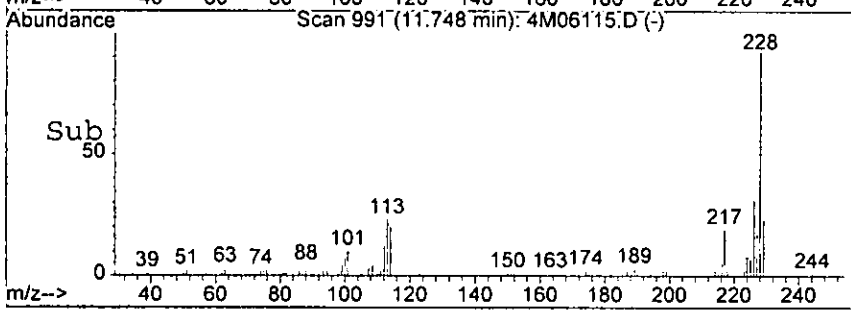


#79
 Chrysene
 Concn: 44.58 ng
 RT: 11.75 min Scan# 991
 Delta R.T. -0.24 min
 Lab File: 4M06115.D
 Acq: 14 Sep 2005 13:14

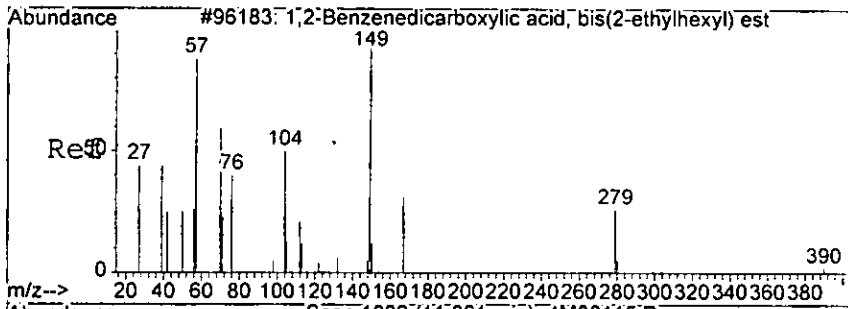
090805



Tgt Ion	Resp	Lower	Upper
228	85102	100	
226	30.9	12.0	52.0
229	23.2	0.0	61.1

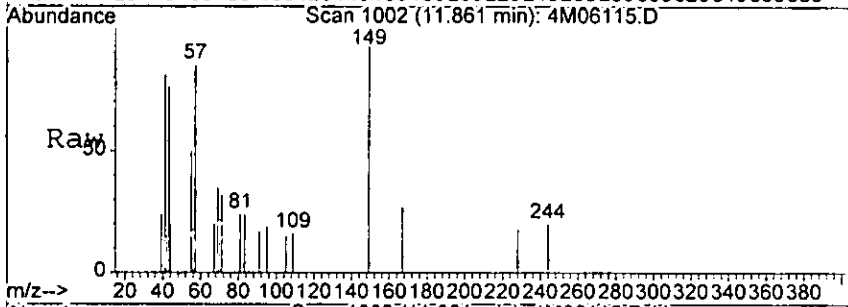


Handwritten signature

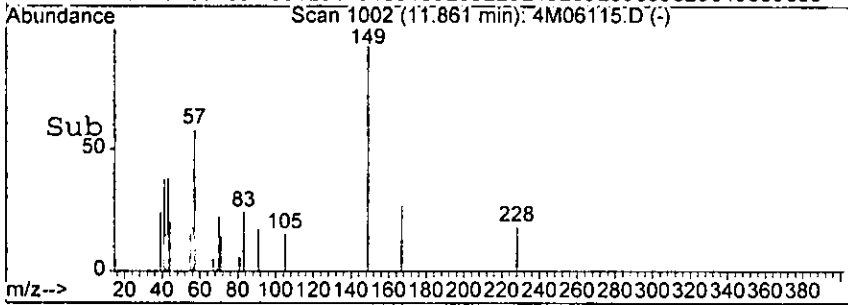
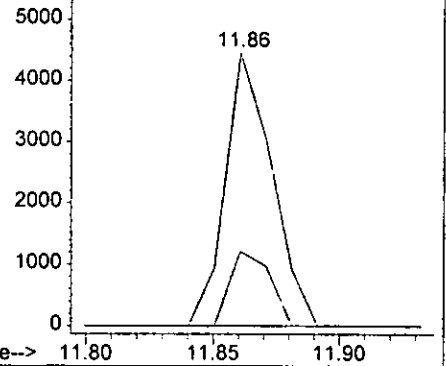


#80
 bis(2-Ethylhexyl)phthalate
 Concen: 3.08 ng
 RT: 11.86 min Scan# 1002
 Delta R.T. -0.23 min
 Lab File: 4M06115.D
 Acq: 14 Sep 2005 13:14

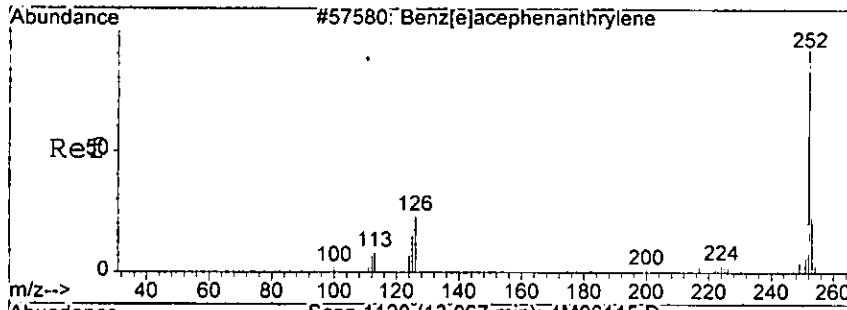
Tgt Ion	Ratio	Lower	Upper
149	100		
167	27.2	0.0	53.9
279	0.0	0.0	43.5



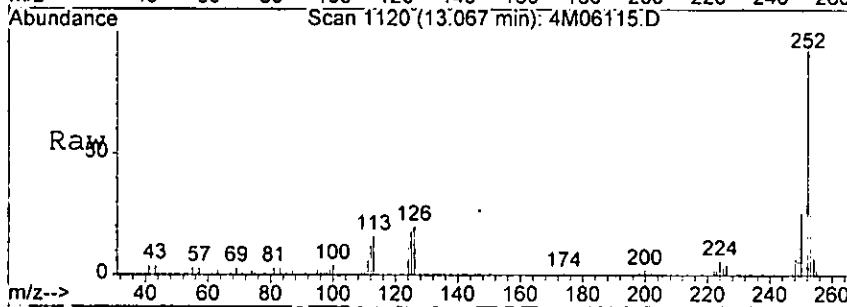
Abundance Ion 149.00 (148.70 to 149.70): 4M0611
 6000 Ion 167.00 (166.70 to 167.70): 4M0611
 Ion 279.00 (278.70 to 279.70): 4M0611



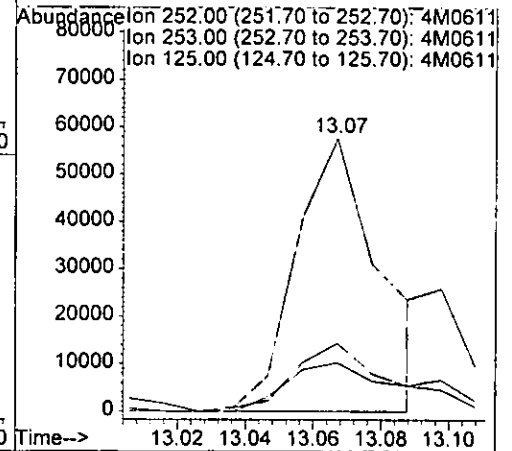
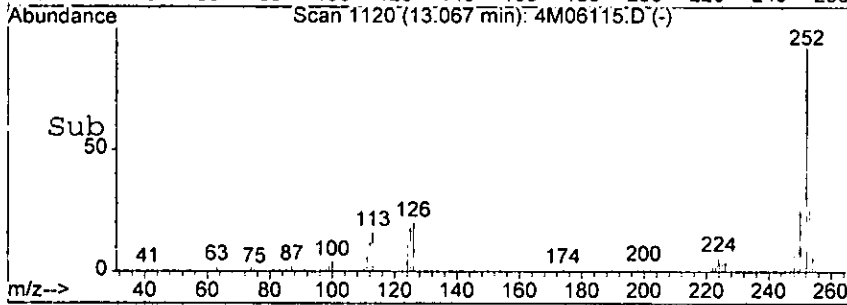
Handwritten signature



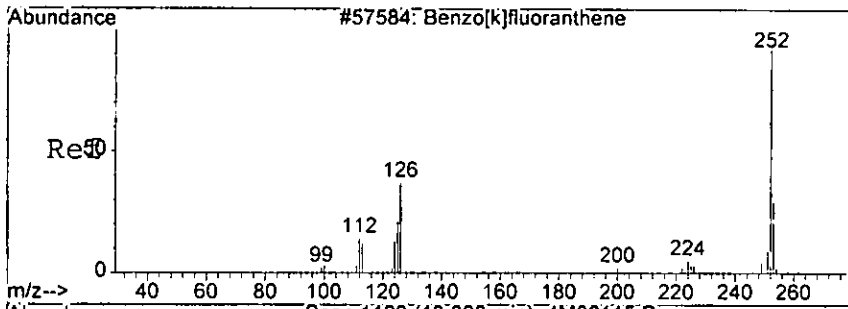
#83
 Benzo[b]fluoranthene
 Concn: 57.35 ng m
 RT: 13.07 min Scan# 1120
 Delta R.T. -0.25 min
 Lab File: 4M06115.D
 Acq: 14 Sep 2005 13:14



Tgt Ion	252	253	125	Resp:	99057	Lower	Upper
Ion Ratio	100	24.9	17.8			0.0	63.3
						0.0	57.6

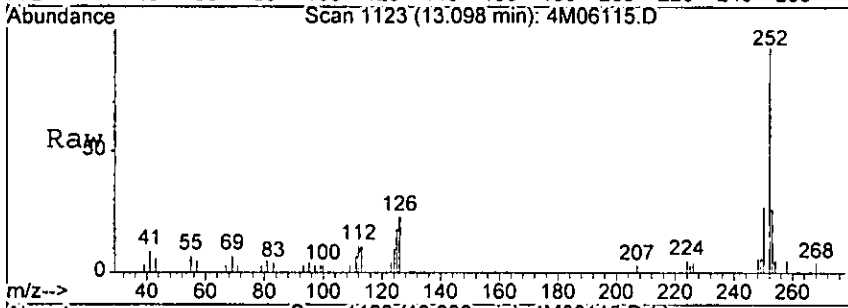


Handwritten signature

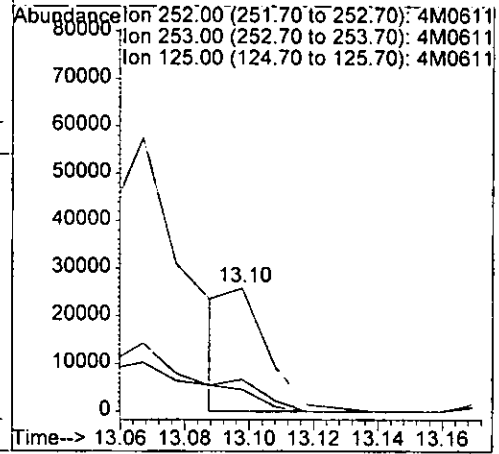
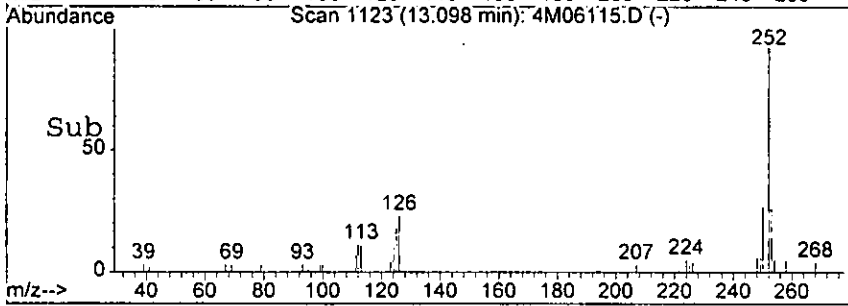


#84
 Benzo[k]fluoranthene
 Concen: 14.45 ng m
 RT: 13.10 min Scan# 1123
 Delta R.T. -0.26 min
 Lab File: 4M06115.D
 Acq: 14 Sep 2005 13:14

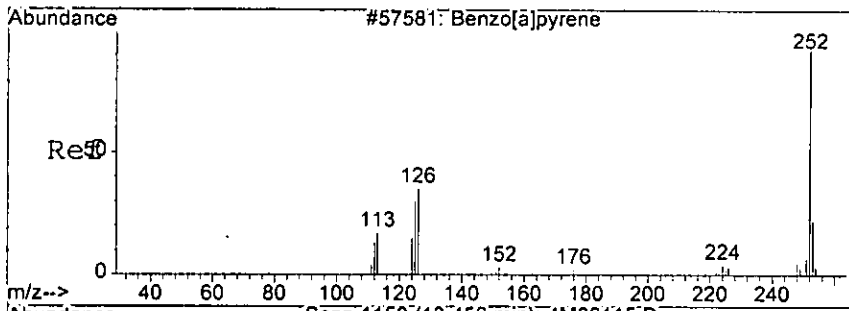
Tgt Ion	Resp	Lower	Upper
252	22873	100	
253	26.0	0.0	63.5
125	17.8	0.0	53.8



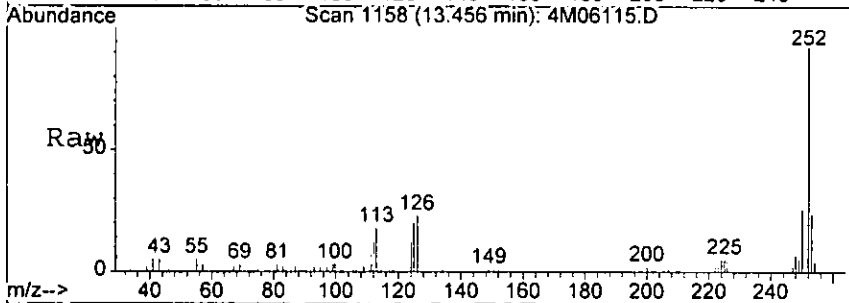
Abundance Ion 252.00 (251.70 to 252.70): 4M0611
 Ion 253.00 (252.70 to 253.70): 4M0611
 Ion 125.00 (124.70 to 125.70): 4M0611



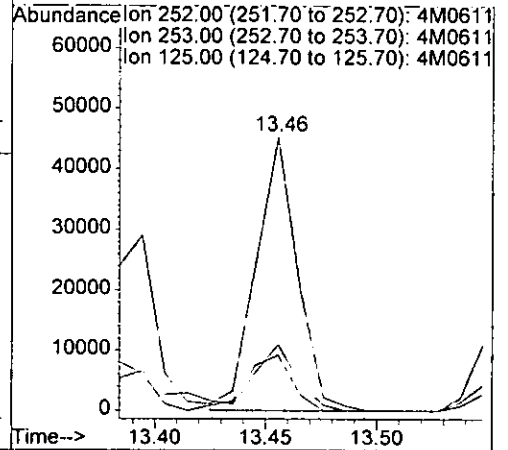
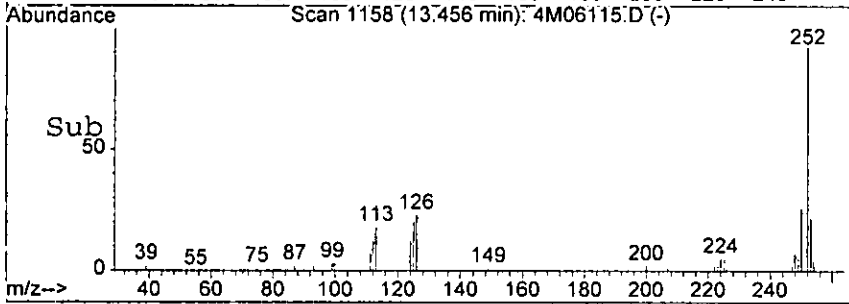
11.00



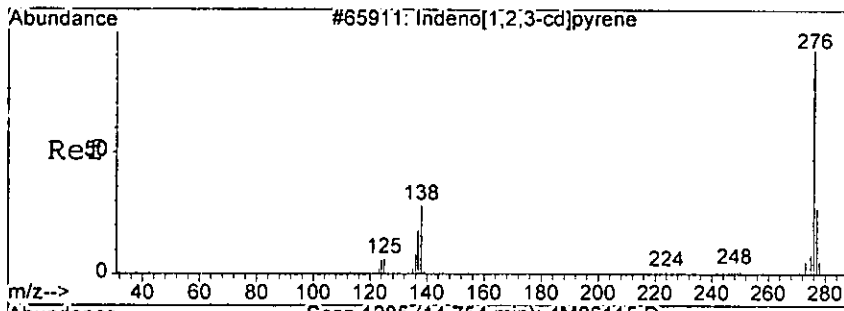
#85
 Benzo[a]pyrene
 Concen: 39.51 ng
 RT: 13.46 min Scan# 1158
 Delta R.T. -0.26 min
 Lab File: 4M06115.D
 Acq: 14 Sep 2005 13:14



Tgt Ion	252	253	125	Resp:	58410	Lower	Upper
Ion Ratio	100	24.2	20.3				
		0.0	0.0				
		62.9	57.6				

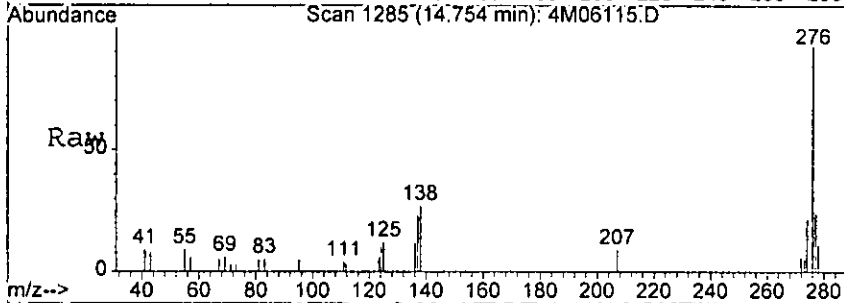


ham

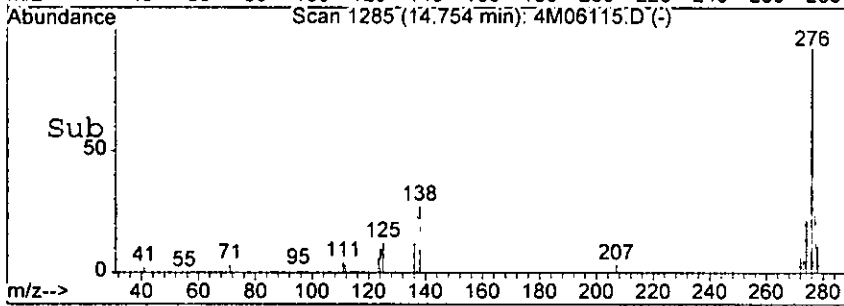
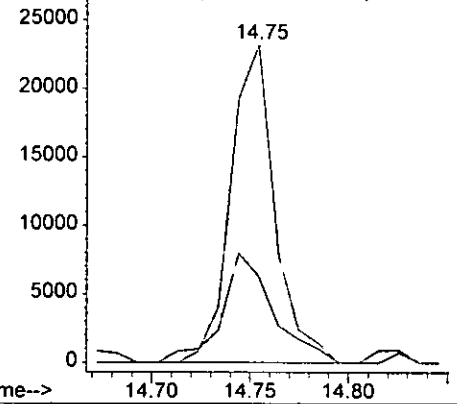


#86
 Indeno[1,2,3-cd]pyrene
 Concen: 25.83 ng
 RT: 14.75 min Scan# 1285
 Delta R.T. -0.27 min
 Lab File: 4M06115.D
 Acq: 14 Sep 2005 13:14

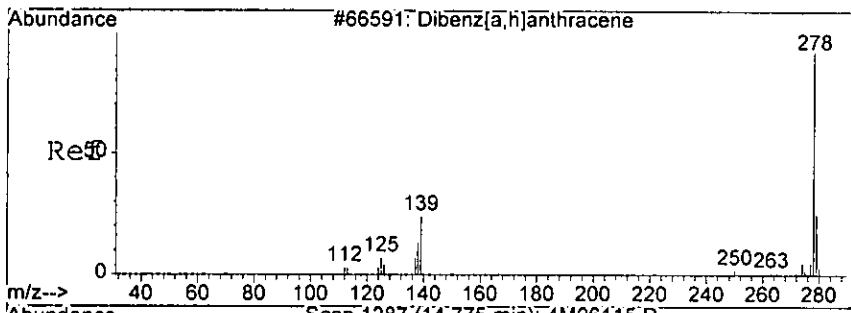
Tgt Ion: 276 Resp: 36203
 Ion Ratio Lower Upper
 276 100
 138 27.1 0.0 73.4



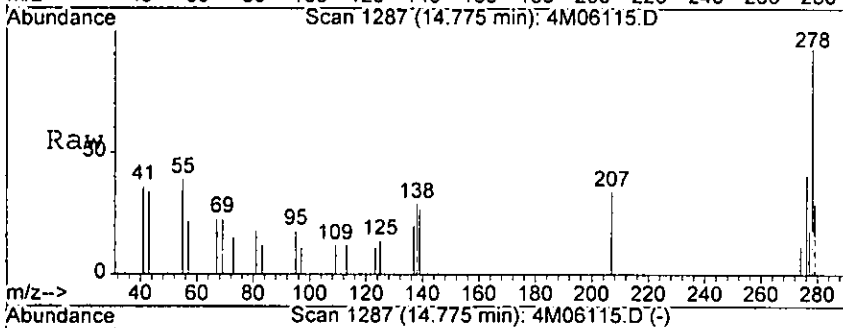
Abundance Ion 276.00 (275.70 to 276.70): 4M06115.D
 Ion 138.00 (137.70 to 138.70): 4M06115.D



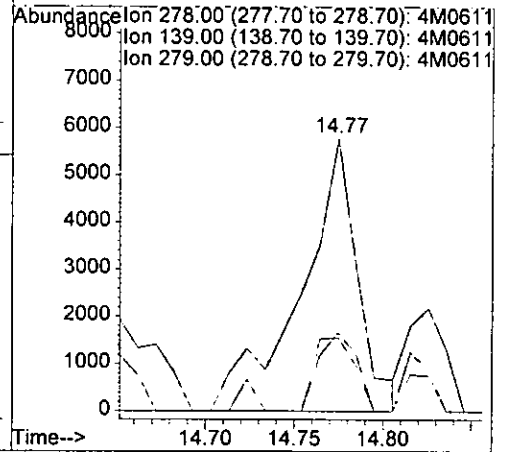
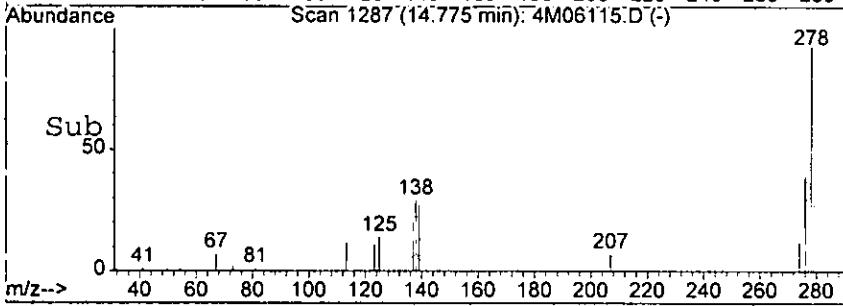
handwritten signature



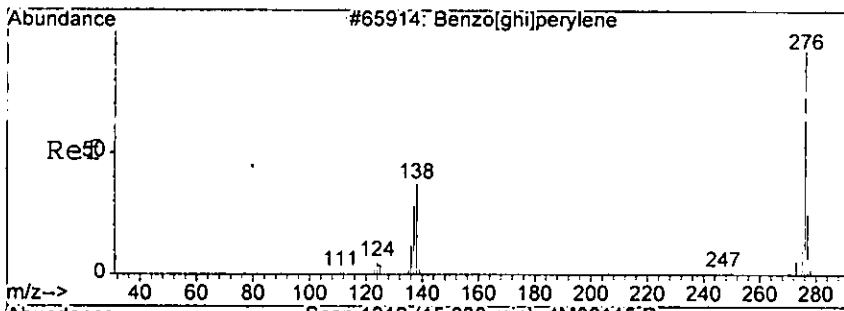
#87
 Dibenzo[a,h]anthracene
 Concn: 11.39 ng
 RT: 14.77 min Scan# 1287
 Delta R.T. -0.27 min
 Lab File: 4M06115.D
 Acq: 14 Sep 2005 13:14



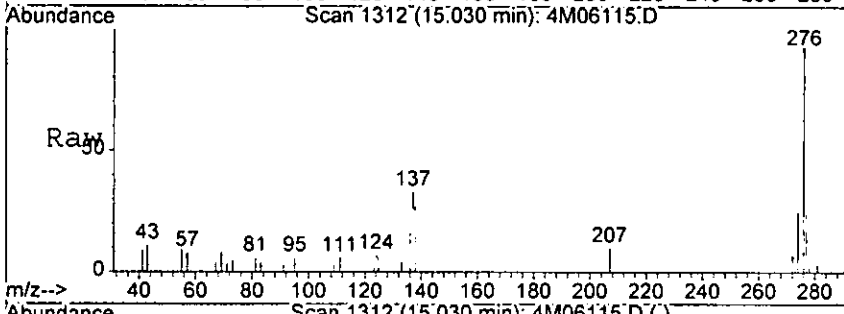
Tgt Ion	Resp	Lower	Upper
278	100		
139	26.9	0.0	63.8
279	28.7	0.0	64.0



Handwritten signature

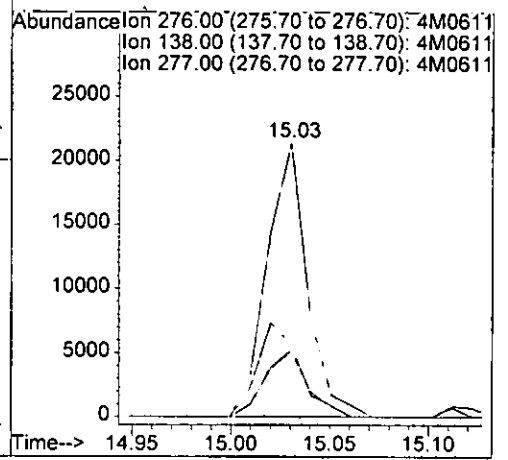
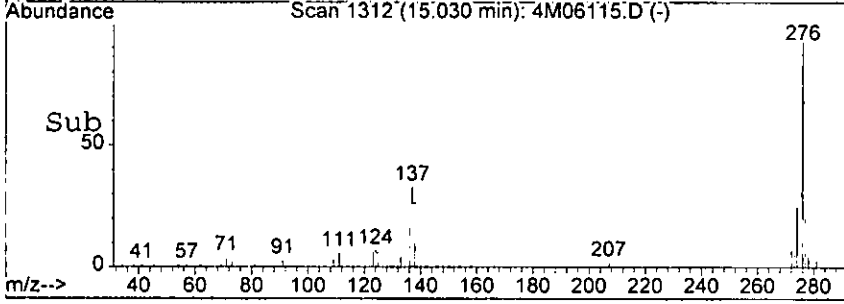


#88
 Benzo[g,h,i]perylene
 Concen: 27.85 ng
 RT: 15.03 min Scan# 1312
 Delta R.T. -0.27 min
 Lab File: 4M06115.D
 Acq: 14 Sep 2005 13:14



Tgt Ion: 276 Resp: 30140

Ion	Ratio	Lower	Upper
276	100		
138	26.6	0.0	74.1
277	24.2	0.0	65.0



NAAT

Form1

ORGANICS SEMIVOLATILE REPORT

9914

Sample Number: AC19506-010
 Client Id: PCTP63 (10.5)
 Data File: 4M06119.D
 Analysis Date: 09/14/05 15:03
 Date Rec/Extracted: 09/09/05-09/13/05

Matrix: Soil
 Initial Vol: 30g
 Final Vol: 1ml
 Dilution: 1
 Solids: 72

Units: mg/Kg

Cas #	Compound	RL	Conc	Cas #	Compound	RL	Conc
120-82-1	1,2,4-Trichlorobenzene	0.013	U	205-99-2	Benzo[b]fluoranthene	0.014	1.1
95-50-1	1,2-Dichlorobenzene	0.021	U	191-24-2	Benzo[g,h,i]perylene	0.0088	0.61
122-66-7	1,2-Diphenylhydrazine	0.013	U	207-08-9	Benzo[k]fluoranthene	0.015	0.29
541-73-1	1,3-Dichlorobenzene	0.019	U	111-91-1	bis(2-Chloroethoxy)methan	0.011	U
106-46-7	1,4-Dichlorobenzene	0.024	U	111-44-4	bis(2-Chloroethyl)ether	0.024	U
95-95-4	2,4,5-Trichlorophenol	0.62	U	108-60-1	bis(2-chloroisopropyl)ether	0.015	U
88-06-2	2,4,6-Trichlorophenol	1.1	U	117-81-7	bis(2-Ethylhexyl)phthalat	0.042	0.062
120-83-2	2,4-Dichlorophenol	0.075	U	85-68-7	Butylbenzylphthalate	0.019	U
105-67-9	2,4-Dimethylphenol	0.064	U	86-74-8	Carbazole	0.014	0.14
51-28-5	2,4-Dinitrophenol	0.31	U	218-01-9	Chrysene	0.0096	1.0
121-14-2	2,4-Dinitrotoluene	0.017	U	84-74-2	Di-n-butylphthalate	0.010	0.060
606-20-2	2,6-Dinitrotoluene	0.019	U	117-84-0	Di-n-octylphthalate	0.011	U
91-58-7	2-Chloronaphthalene	0.013	U	53-70-3	Dibenzo[a,h]anthracene	0.016	0.22
95-57-8	2-Chlorophenol	0.094	U	132-64-9	Dibenzofuran	0.059	1.3
91-57-6	2-Methylnaphthalene	0.060	0.28	84-66-2	Diethylphthalate	0.013	U
95-48-7	2-Methylphenol	0.22	U	131-11-3	Dimethylphthalate	0.010	U
88-74-4	2-Nitroaniline	0.033	U	206-44-0	Fluoranthene	0.013	3.9
88-75-5	2-Nitrophenol	0.054	U	86-73-7	Fluorene	0.012	2.6
106-44-5	3&4-Methylphenol	0.25	U	118-74-1	Hexachlorobenzene	0.021	U
91-94-1	3,3'-Dichlorobenzidine	0.10	U	87-68-3	Hexachlorobutadiene	0.020	U
99-09-2	3-Nitroaniline	0.19	U	77-47-4	Hexachlorocyclopentadiene	0.12	U
534-52-1	4,6-Dinitro-2-methylphenol	0.088	U	67-72-1	Hexachloroethane	0.034	U
101-55-3	4-Bromophenyl-phenylether	0.018	U	193-39-5	Indeno[1,2,3-cd]pyrene	0.0064	0.52
59-50-7	4-Chloro-3-methylphenol	0.12	U	78-59-1	Isophorone	0.014	U
106-47-8	4-Chloroaniline	0.36	U	621-64-7	N-Nitroso-di-n-propylamine	0.022	U
7005-72-3	4-Chlorophenyl-phenylether	0.021	U	62-75-9	N-Nitrosodimethylamine	0.55	U
100-01-6	4-Nitroaniline	0.11	U	86-30-6	n-Nitrosodiphenylamine	0.022	U
100-02-7	4-Nitrophenol	0.082	U	91-20-3	Naphthalene	0.011	1.2
83-32-9	Acenaphthene	0.019	1.8	98-95-3	Nitrobenzene	0.018	U
208-96-8	Acenaphthylene	0.011	0.10	87-86-5	Pentachlorophenol	0.057	U
120-12-7	Anthracene	0.012	1.0	85-01-8	Phenanthrene	0.011	1.0
92-87-5	Benzidine	0.10	U	108-95-2	Phenol	0.071	U
56-55-3	Benzo[a]anthracene	0.0081	1.1	129-00-0	Pyrene	0.011	4.6
50-32-8	Benzo[a]pyrene	0.011	1.0				

Worksheet #: 19611

Total Target Concentration 23.882

U - Indicates the compound was analyzed but not detected.

B - Indicates the analyte was found in the blank as well as in the sample.

E - Indicates the analyte concentration exceeds the calibration range of the instrument.

R - Retention Time Out

J - Indicates an estimated value when a compound is detected at less than the specified detection limit.

Data File : G:\GcMsData\2005\Gcms_4\Data\09-14-05\4M06119.D Vial: 140
 Acq On : 14 Sep 2005 15:03 Operator: AHD
 Sample : AC19506-010 Inst : GCMS_4
 Misc : S,BNA Multiplr: 1.00
 MS Integration Params: RTEINT.P
 Quant Time: Sep 22 16:13 2005 Quant Results File: 4M_0901.RES

Quant Method : G:\GCMSDATA\2005\GCMS_4\METHODS\4M_0901.M (RTE Integrator)
 Title : @GCMS_4,mg,625,8270
 Last Update : Fri Sep 02 08:08:19 2005
 Response via : Initial Calibration
 DataAcq Meth : 4M_0901

Internal Standards	R.T.	QIon	Response	Conc	Units	Dev (Min)
1) 1,4-Dichlorobenzene-d4	4.53	152	56954	40.00	ng	-0.15
19) Naphthalene-d8	5.52	136	180440	40.00	ng	-0.15
35) Acenaphthene-d10	7.03	164	95180	40.00	ng	-0.18
59) Phenanthrene-d10	8.59	188	152053	40.00	ng	-0.20
72) Chrysene-d12	11.72	240	81466	40.00	ng	-0.24
81) Perylene-d12	13.53	264	51875	40.00	ng	-0.26

System Monitoring Compounds

4) 2-Fluorophenol	3.34	112	259380	148.35	ng	-0.17
Spiked Amount	200.000		Recovery	=	74.18%	
7) Phenol-d5	4.28	99	360737	163.17	ng	-0.13
Spiked Amount	200.000		Recovery	=	81.58%	
20) Nitrobenzene-d5	4.99	128	70427	74.63	ng	-0.14
Spiked Amount	100.000		Recovery	=	74.63%	
40) 2-Fluorobiphenyl	6.41	172	246055	73.25	ng	-0.17
Spiked Amount	100.000		Recovery	=	73.25%	
62) 2,4,6-Tribromophenol	7.85	332	95476	157.00	ng	-0.19
Spiked Amount	200.000		Recovery	=	78.50%	
75) Terphenyl-d14	10.48	244	202037	91.11	ng	-0.21
Spiked Amount	100.000		Recovery	=	91.11%	

Target Compounds

Target Compounds	R.T.	QIon	Response	Conc	Units	Qvalue
29) Naphthalene	5.54	128	119319	25.26	ng	99
33) 2-Methylnaphthalene	6.10	142	18306	6.12	ng	100
46) Acenaphthylene	6.89	152	9565	2.21	ng	77
49) Acenaphthene	7.06	153	111735	38.10	ng	97
52) Dibenzofuran	7.23	168	111717	27.40	ng	96
55) Fluorene	7.58	166	158141	56.08	ng	97
67) Phenanthrene	8.61	178	90319	22.58	ng	95
68) Anthracene	8.67	178	95062	21.77	ng	98
69) Carbazole	8.88	167	12263	3.01	ng	87
70) Di-n-butylphthalate	9.33	149	7461	1.29	ng	83
71) Fluoranthene	10.00	202	375942	83.70	ng	100
73) Pyrene	10.26	202	308832	98.73	ng	88
78) Benzo[a]anthracene	11.71	228	65687	23.86	ng	96
79) Chrysene	11.75	228	57049	22.60	ng	95
80) bis(2-Ethylhexyl)phthalate	11.87	149	3312	1.35	ng	54
83) Benzo[b]fluoranthene	13.07	252	54376m	24.59	ng	
84) Benzo[k]fluoranthene	13.10	252	12595m	6.22	ng	
85) Benzo[a]pyrene	13.46	252	40918	21.62	ng	95
86) Indeno[1,2,3-cd]pyrene	14.76	276	20128	11.22	ng	100

(#) = qualifier out of range (m) = manual integration

hamp

Data File : G:\GcMsData\2005\Gcms_4\Data\09-14-05\4M06119.D Vial: 140
 Acq On : 14 Sep 2005 15:03 Operator: AHD
 Sample : AC19506-010 Inst : GCMS_4
 Misc : S,BNA Multiplr: 1.00
 MS Integration Params: RTEINT.P
 Quant Time: Sep 22 16:13 2005 Quant Results File: 4M_0901.RES

Quant Method : G:\GCMSDATA\2005\GCMS_4\METHODS\4M_0901.M (RTE Integrator)
 Title : @GCMS_4,mg,625,8270
 Last Update : Fri Sep 02 08:08:19 2005
 Response via : Initial Calibration
 DataAcq Meth : 4M_0901

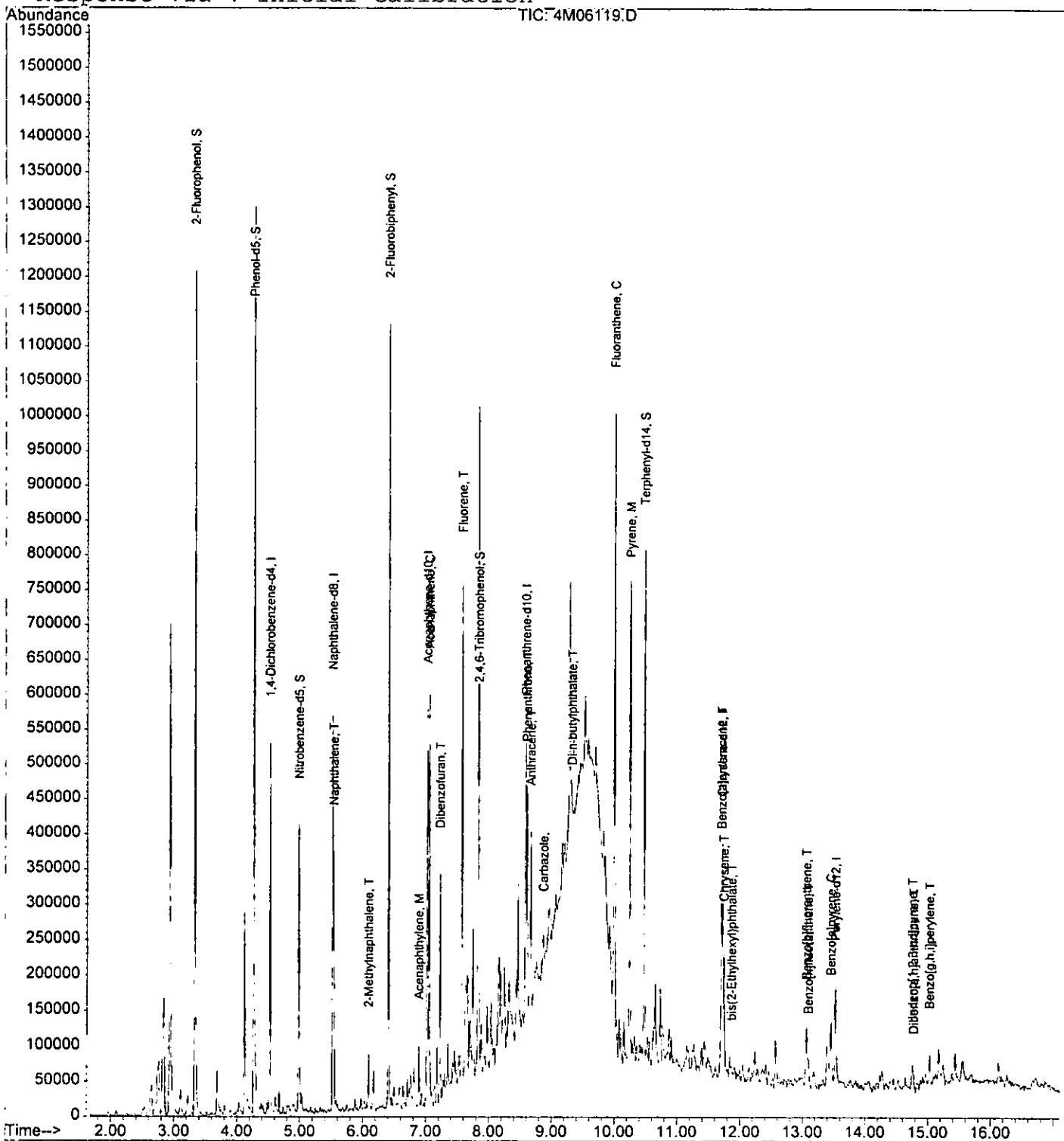
Compound	R.T.	QIon	Response	Conc	Unit	Qvalue
87) Dibenzo[a,h]anthracene	14.78	278	6970	4.84	ng	86
88) Benzo[g,h,i]perylene	15.03	276	18215	13.14	ng	95

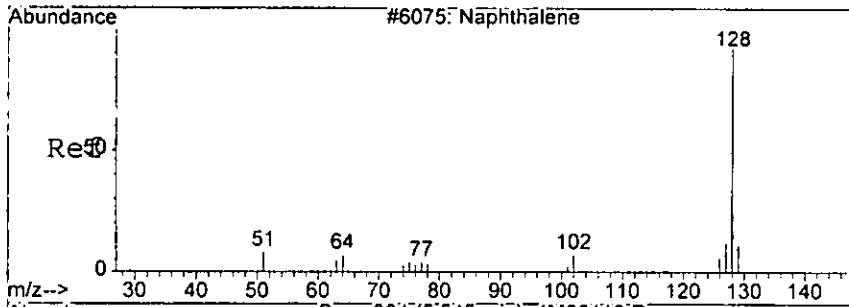
Quantitation Report

Data File : G:\GcMsData\2005\Gcms_4\Data\09-14-05\4M06119.D Vial: 1
 Acq On : 14 Sep 2005 15:03 Operator: AHD
 Sample : AC19506-010 Inst : GCMS_4
 Misc : S,BNA Multiplr: 1.00
 MS Integration Params: RTEINT.P
 Quant Time: Sep 22 16:13 2005

Quant Results File: 4M_0901.RES

Method : G:\GCMSDATA\2005\GCMS_4\METHODS\4M_0901.M (RTE Integrator)
 Title : @GCMS_4,mg,625,8270
 Last Update : Thu Sep 01 11:26:24 2005
 Response via : Initial Calibration



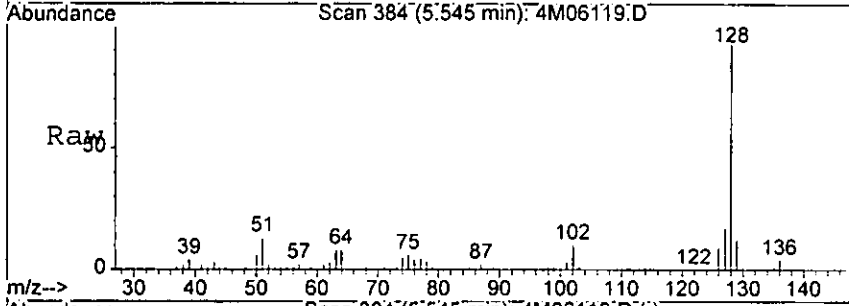


#29
 Naphthalene
 Concen: 25.26 ng
 RT: 5.54 min Scan# 384
 Delta R.T. -0.15 min
 Lab File: 4M06119.D
 Acq: 14 Sep 2005 15:03

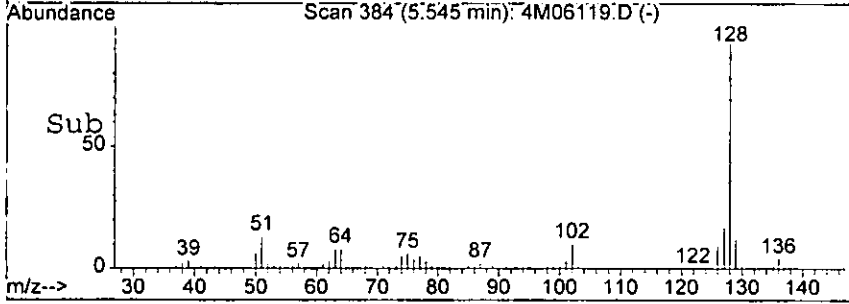
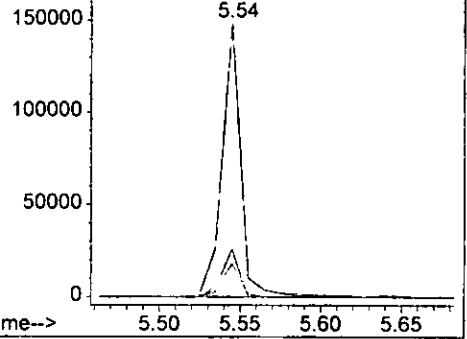
018

Tgt Ion: 128 Resp: 119319

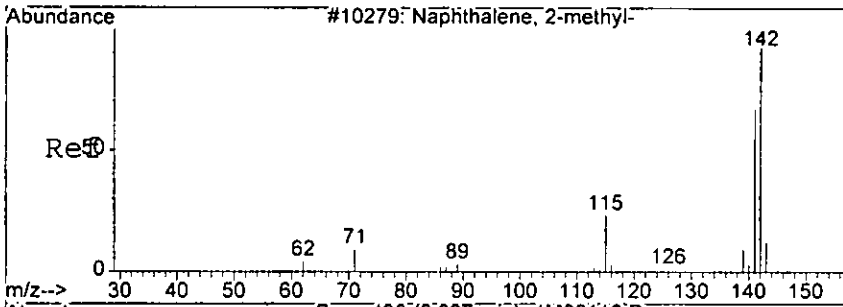
Ion	Ratio	Lower	Upper
128	100		
129	12.1	0.0	51.8
127	17.4	0.0	57.0



Abundance Ion 128.00 (127.70 to 128.70): 4M0611
 200000 Ion 129.00 (128.70 to 129.70): 4M0611
 Ion 127.00 (126.70 to 127.70): 4M0611

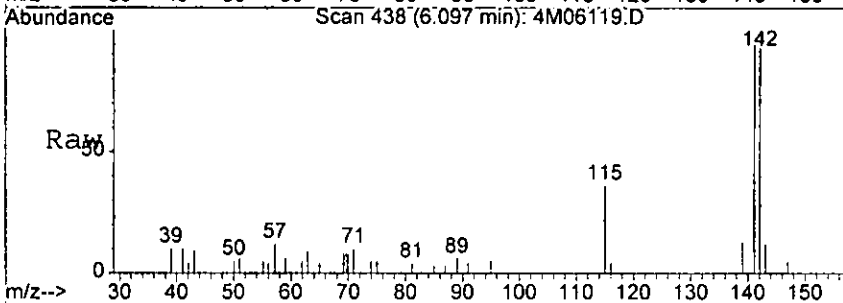


Handwritten signature

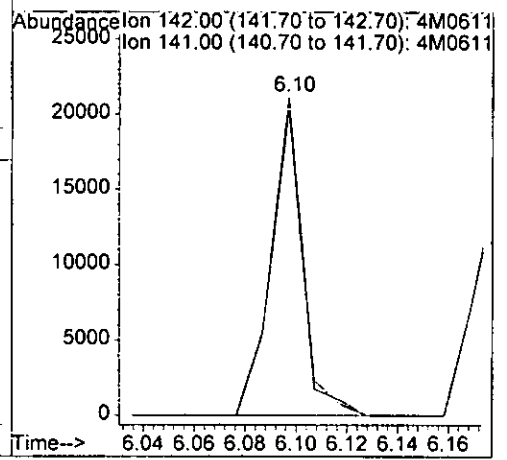
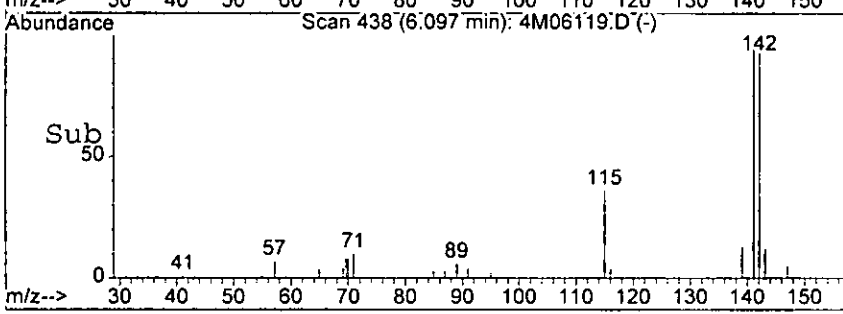


#33
 2-Methylnaphthalene
 Concen: 6.12 ng
 RT: 6.10 min Scan# 438
 Delta R.T. -0.16 min
 Lab File: 4M06119.D
 Acq: 14 Sep 2005 15:03

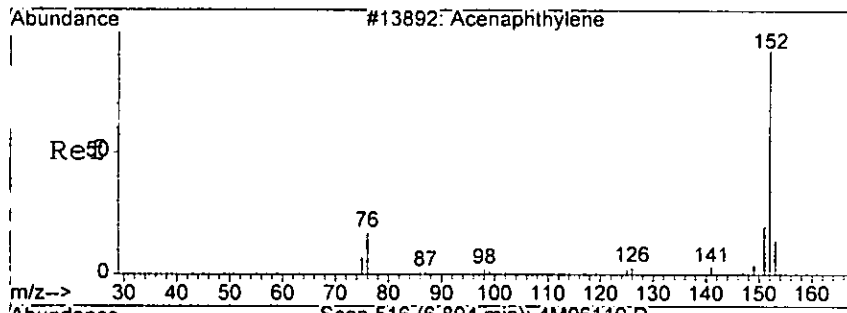
0919



Tgt Ion: 142 Resp: 18306
 Ion Ratio Lower Upper
 142 100
 141 95.9 55.7 135.7

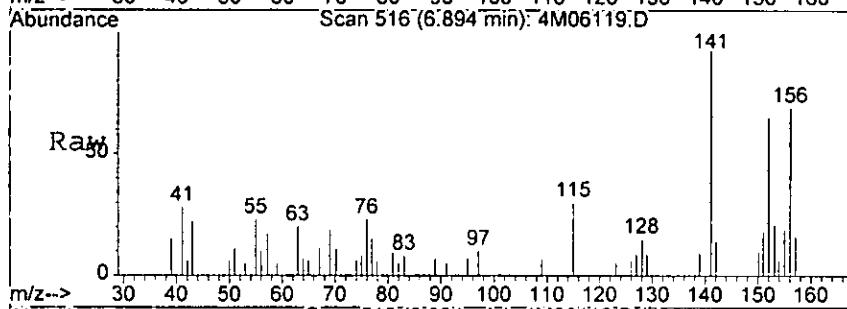


Handwritten signature

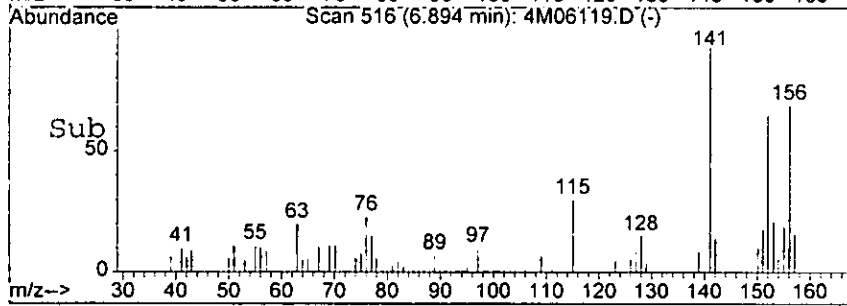
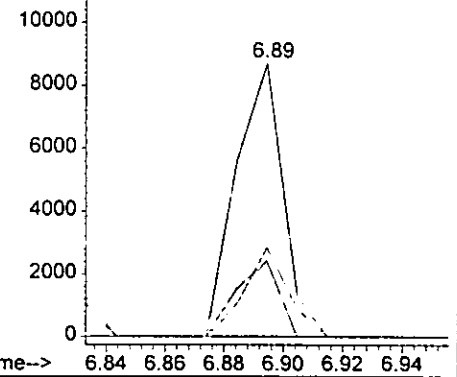


#46
 Acenaphthylene
 Concen: 2.21 ng
 RT: 6.89 min Scan# 516
 Delta R.T. -0.18 min
 Lab File: 4M06119.D
 Acq: 14 Sep 2005 15:03

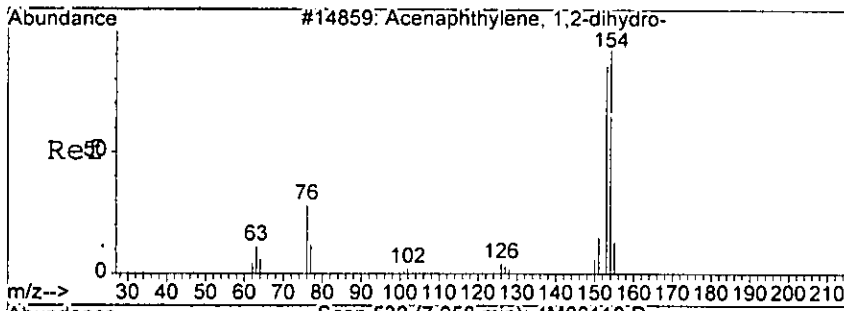
Tgt Ion	Resp	Lower	Upper
152	100		
151	27.8	0.0	63.6
153	32.7	0.0	53.8



Abundance
 Ion 152.00 (151.70 to 152.70): 4M0611
 Ion 151.00 (150.70 to 151.70): 4M0611
 Ion 153.00 (152.70 to 153.70): 4M0611

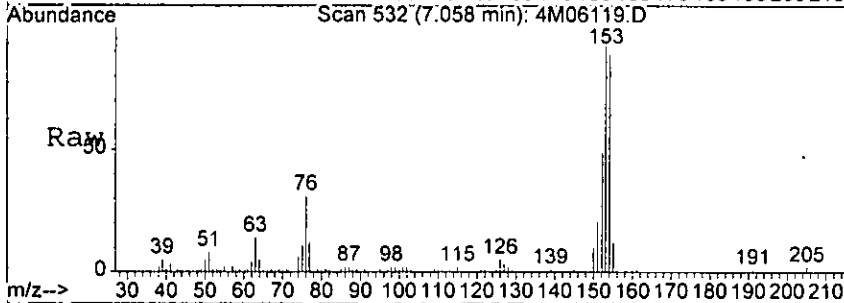


Handwritten signature

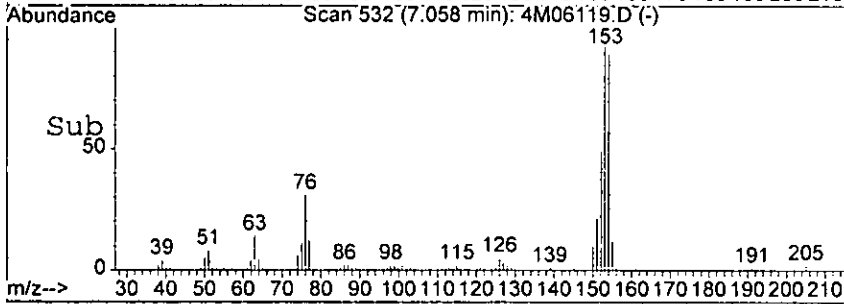
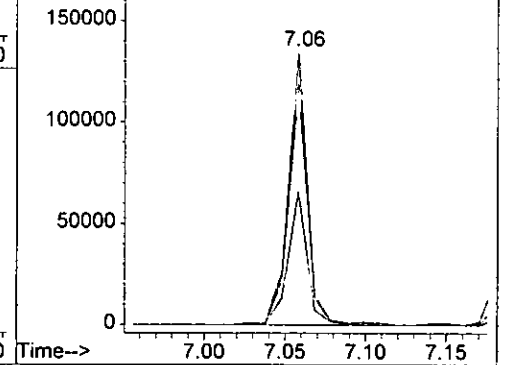


#49
 Acenaphthene
 Concen: 38.10 ng
 RT: 7.06 min Scan# 532
 Delta R.T. -0.19 min
 Lab File: 4M06119.D
 Acq: 14 Sep 2005 15:03

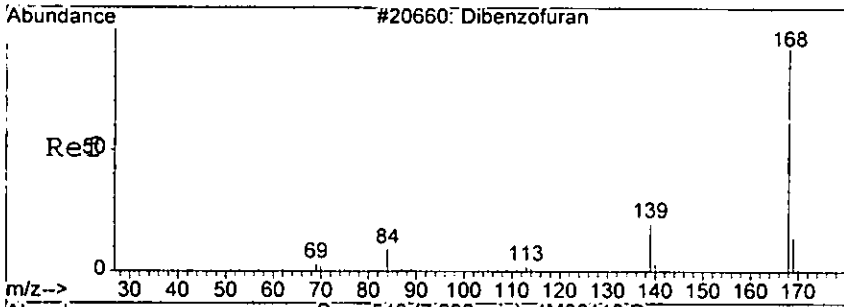
Tgt Ion	Resp	Lower	Upper
153	111735		
153	100		
152	49.0	8.3	88.3
154	88.5	45.1	125.1



Abundance
 Ion 153.00 (152.70 to 153.70): 4M0611
 Ion 152.00 (151.70 to 152.70): 4M0611
 Ion 154.00 (153.70 to 154.70): 4M0611



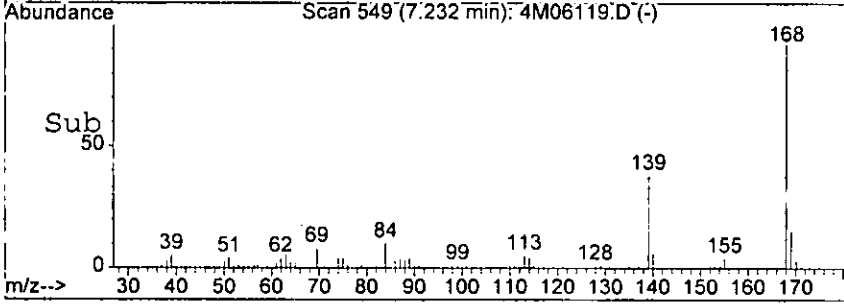
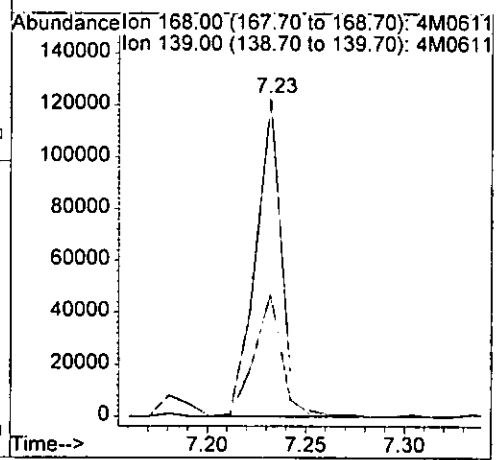
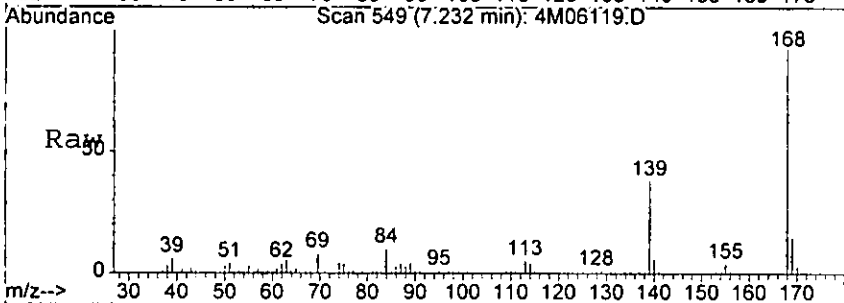
Handwritten signature



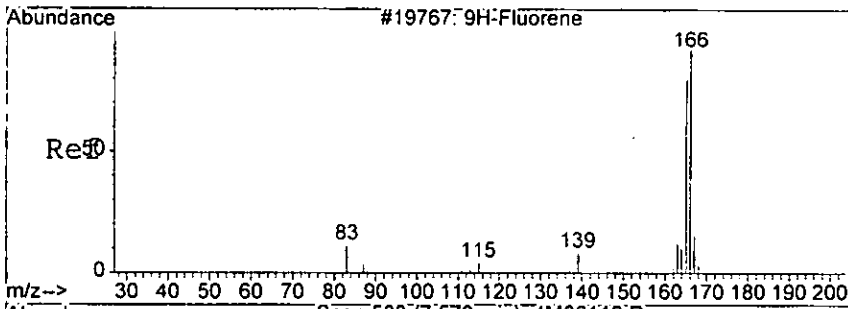
#52
 Dibenzofuran
 Concen: 27.40 ng
 RT: 7.23 min Scan# 549
 Delta R.T. -0.19 min
 Lab File: 4M06119.D
 Acq: 14 Sep 2005 15:03

0922

Tgt Ion: 168 Resp: 111717
 Ion Ratio Lower Upper
 168 100
 139 38.3 6.0 66.0

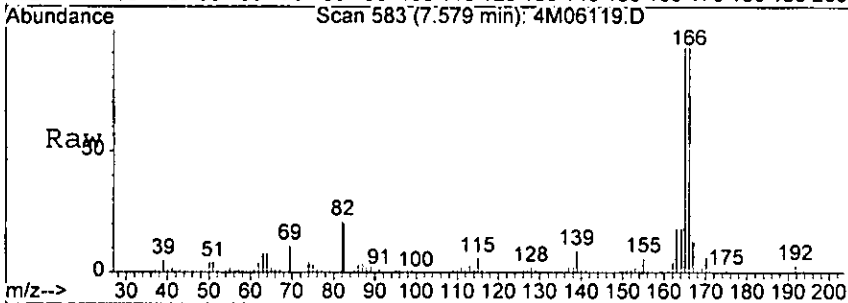


handwritten signature

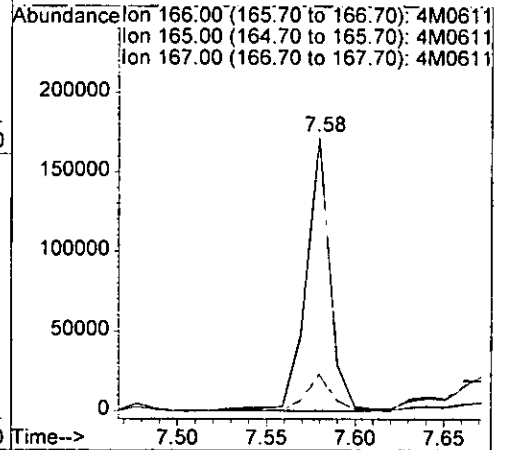
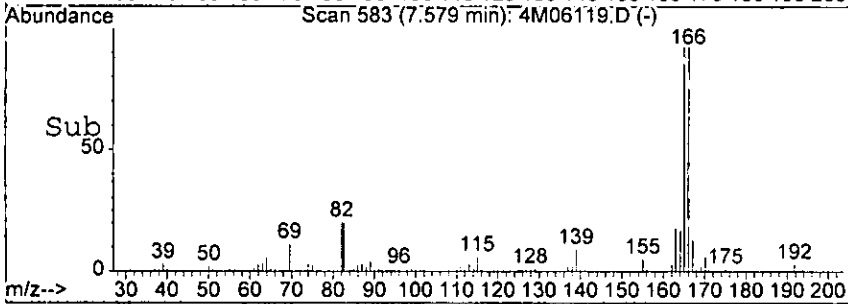


#55
 Fluorene
 Concen: 56.08 ng
 RT: 7.58 min Scan# 583
 Delta R.T. -0.19 min
 Lab File: 4M06119.D
 Acq: 14 Sep 2005 15:03

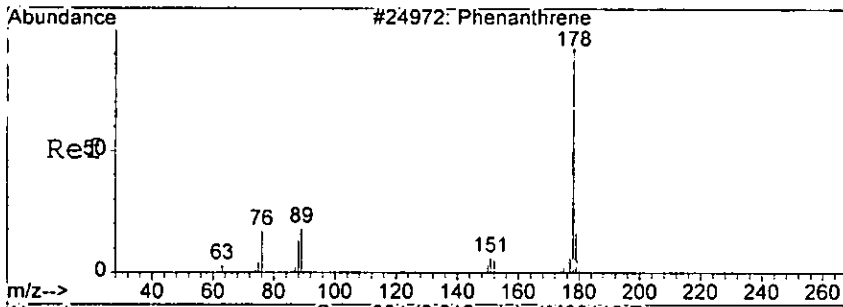
0923



Tgt Ion	Resp	Lower	Upper
166	158141		
165	99.9	63.3	143.3
167	13.5	0.0	54.6

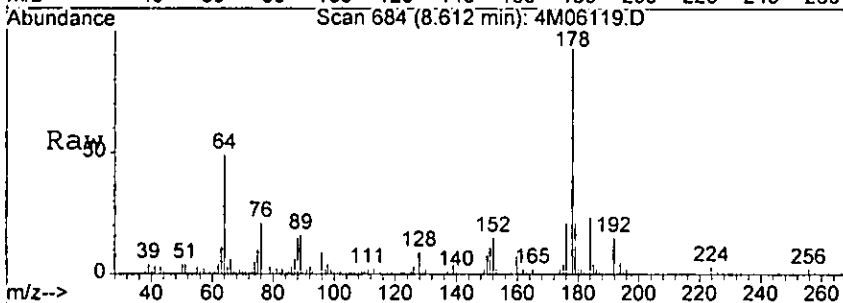


hair



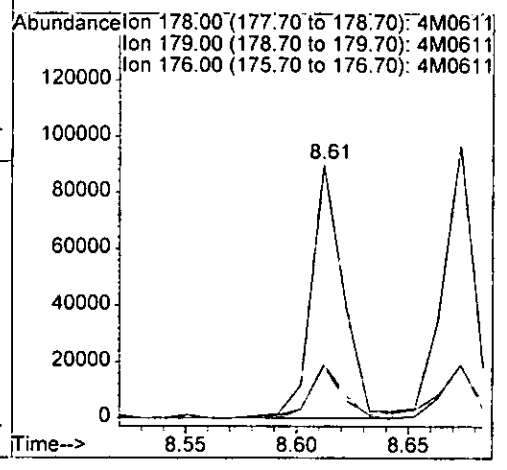
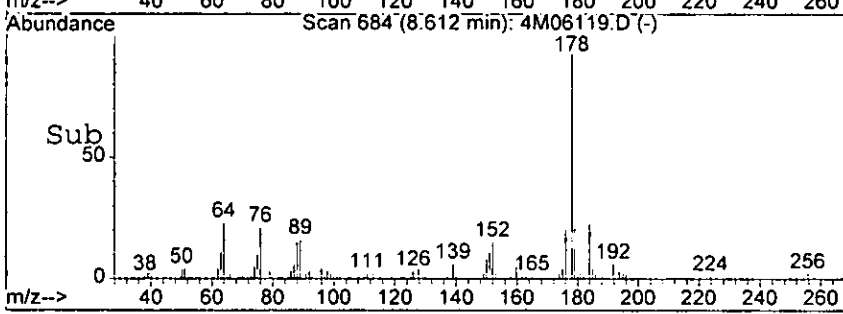
#67
 Phenanthrene
 Concn: 22.58 ng
 RT: 8.61 min Scan# 684
 Delta R.T. -0.21 min
 Lab File: 4M06119.D
 Acq: 14 Sep 2005 15:03

#67

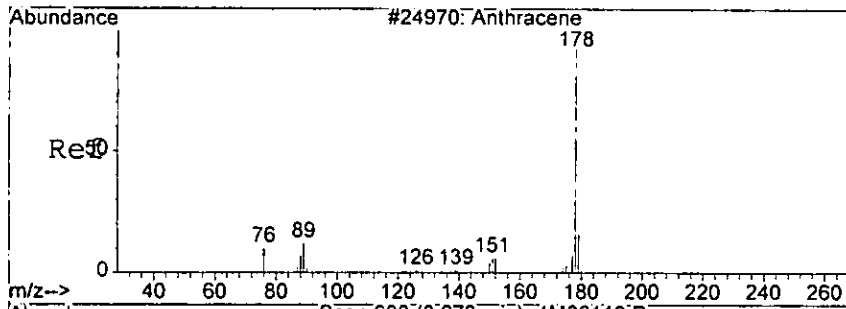


Tgt Ion: 178 Resp: 90319

Ion	Ratio	Lower	Upper
178	100		
179	20.8	0.0	56.6
176	21.4	0.0	60.5

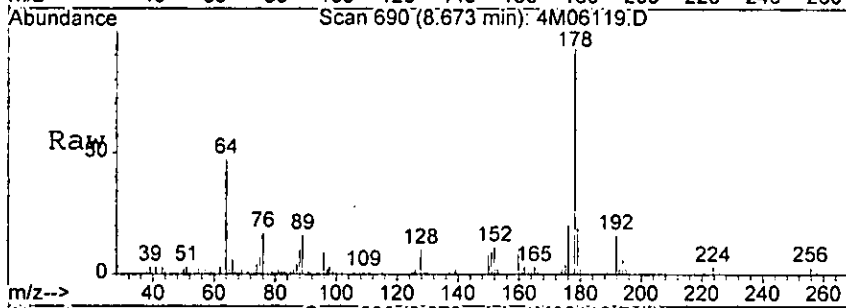


Handwritten signature



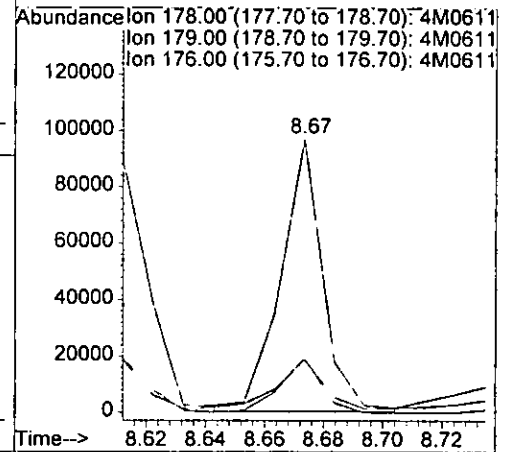
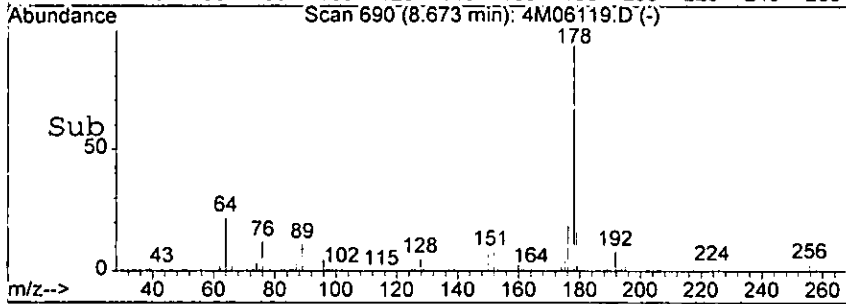
#68
 Anthracene
 Concen: 21.77 ng
 RT: 8.67 min Scan# 690
 Delta R.T. -0.20 min
 Lab File: 4M06119.D
 Acq: 14 Sep 2005 15:03

0925

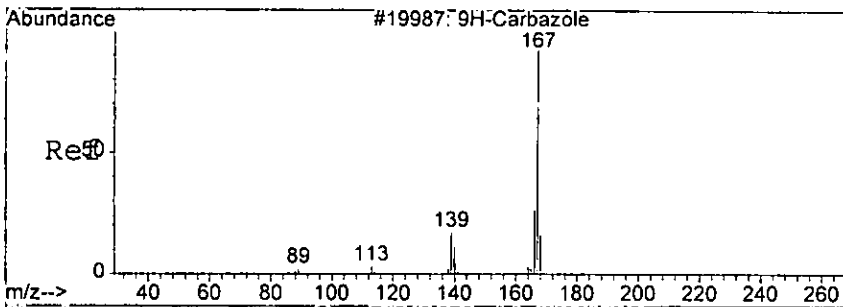


Tgt Ion: 178 Resp: 95062

Ion	Ratio	Lower	Upper
178	100		
179	18.1	0.0	56.6
176	20.3	0.0	60.2

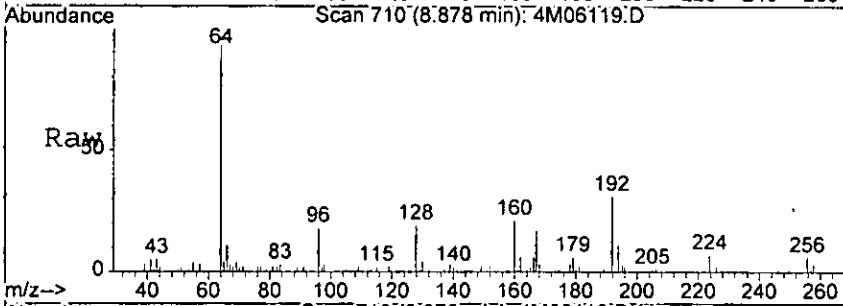


Handwritten signature



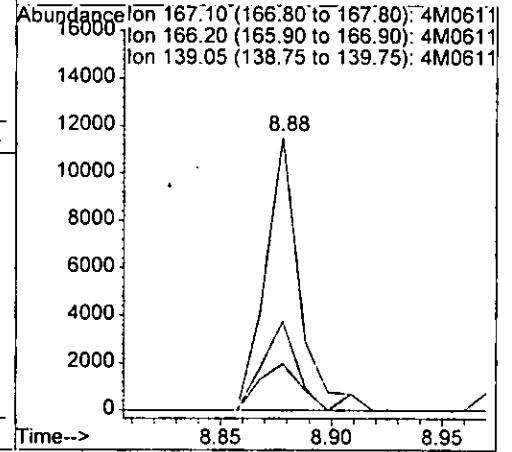
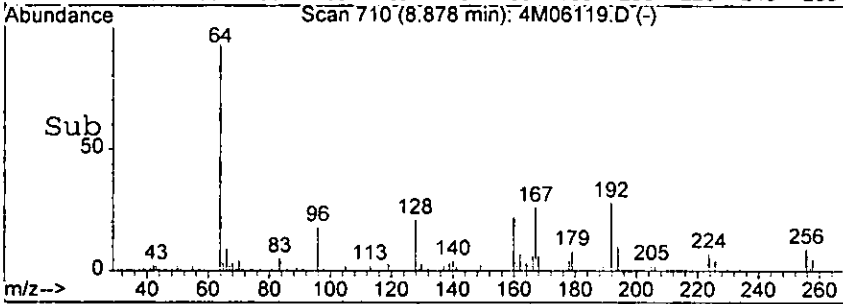
#69
 Carbazole
 Concen: 3.01 ng
 RT: 8.88 min Scan# 710
 Delta R.T. -0.20 min
 Lab File: 4M06119.D
 Acq: 14 Sep 2005 15:03

9260

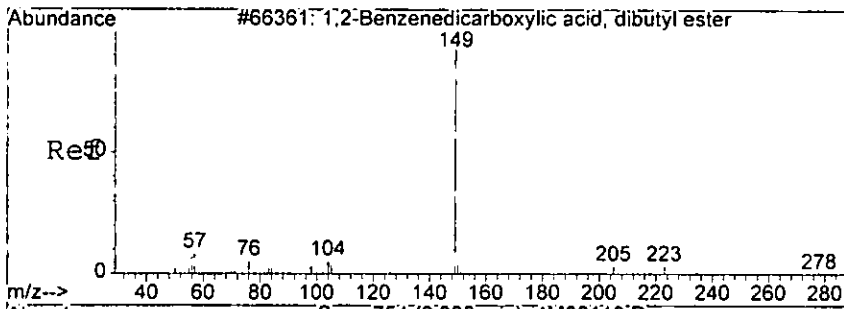


Tgt Ion: 167 Resp: 12263

Ion	Ratio	Lower	Upper
167	100		
166	32.6	4.9	44.9
139	17.1	0.0	33.9



hand

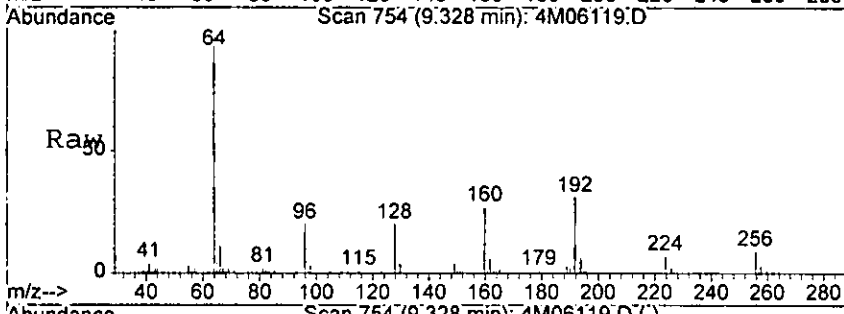


#70
 Di-n-butylphthalate
 Concen: 1.29 ng
 RT: 9.33 min Scan# 754
 Delta R.T. -0.20 min
 Lab File: 4M06119.D
 Acq: 14 Sep 2005 15:03

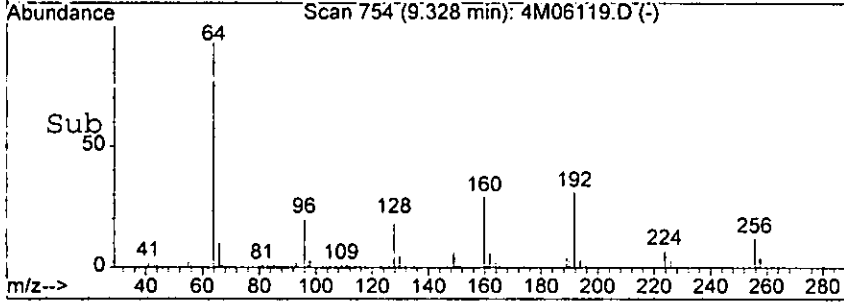
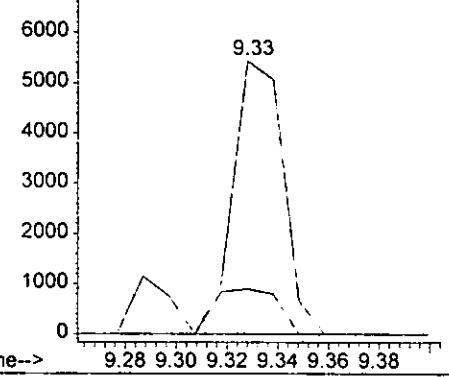
L268

Tgt Ion: 149 Resp: 7461

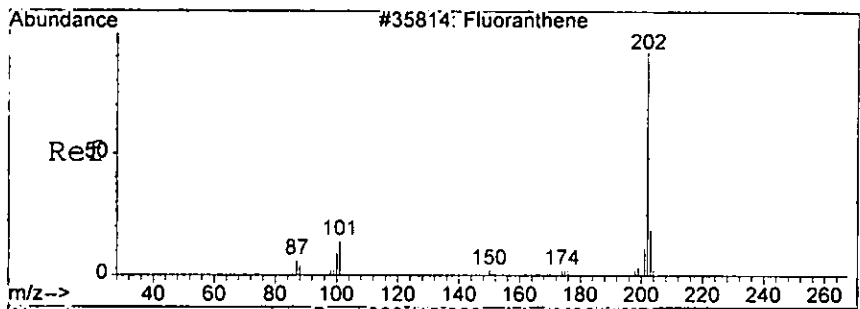
Ion	Ratio	Lower	Upper
149	100		
150	16.4	0.0	49.8
104	0.0	0.0	44.6



Abundance Ion 149.00 (148.70 to 149.70): 4M0611
 Ion 150.00 (149.70 to 150.70): 4M0611
 Ion 104.00 (103.70 to 104.70): 4M0611



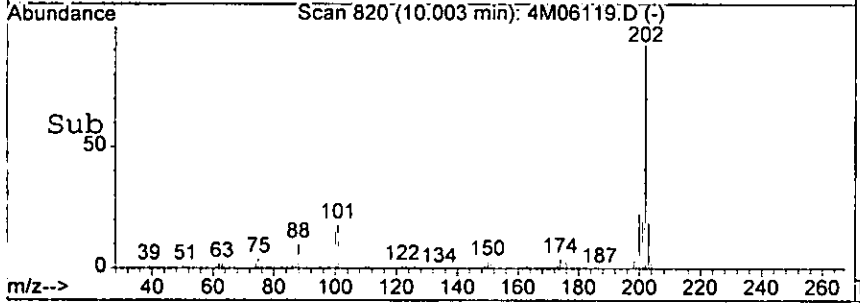
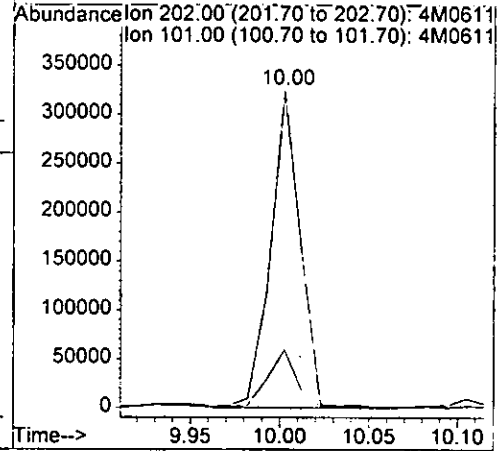
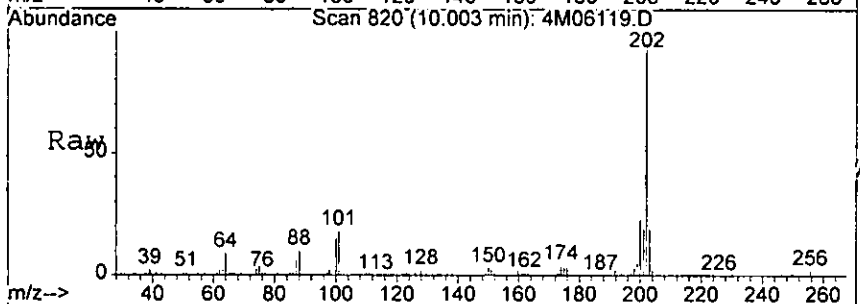
Handwritten signature



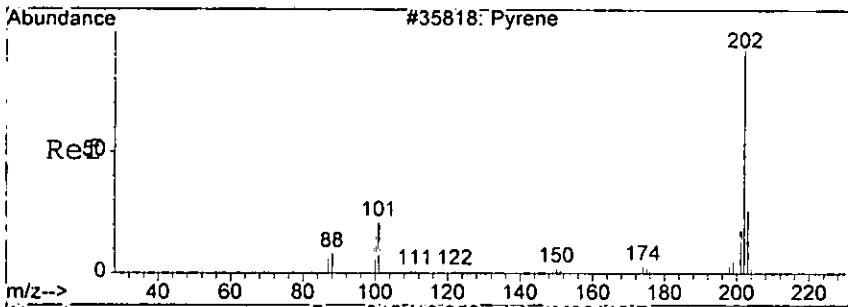
#71
 Fluoranthene
 Concen: 83.70 ng
 RT: 10.00 min Scan# 820
 Delta R.T. -0.20 min
 Lab File: 4M06119.D
 Acq: 14 Sep 2005 15:03

0928

Tgt Ion: 202 Resp: 375942
 Ion Ratio Lower Upper
 202 100
 101 18.3 0.0 58.3



Handwritten signature

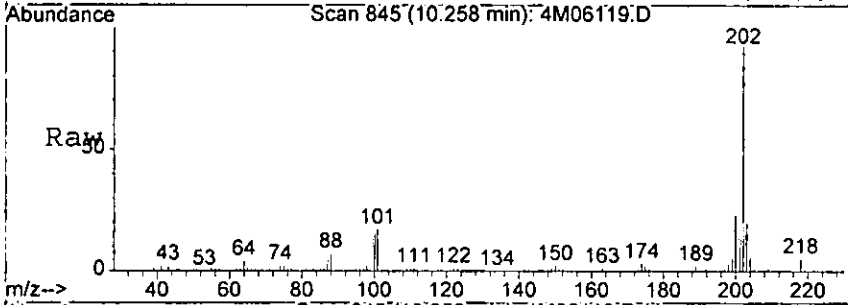


#73
 Pyrene
 Concen: 98.73 ng
 RT: 10.26 min Scan# 845
 Delta R.T. -0.20 min
 Lab File: 4M06119.D
 Acq: 14 Sep 2005 15:03

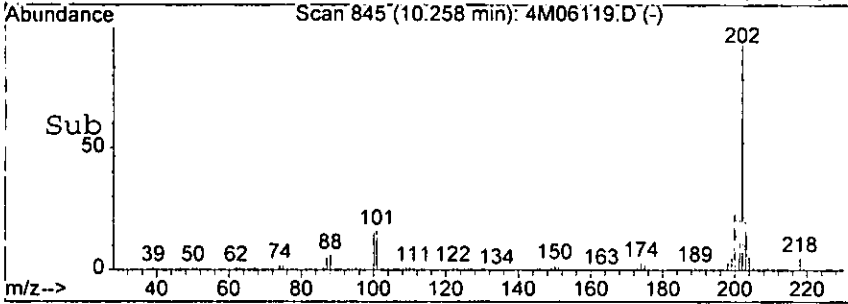
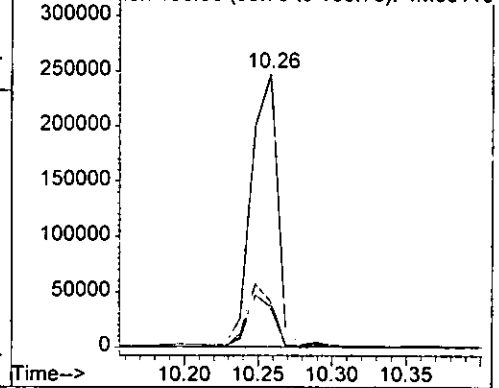
6250

Tgt Ion: 202 Resp: 308832

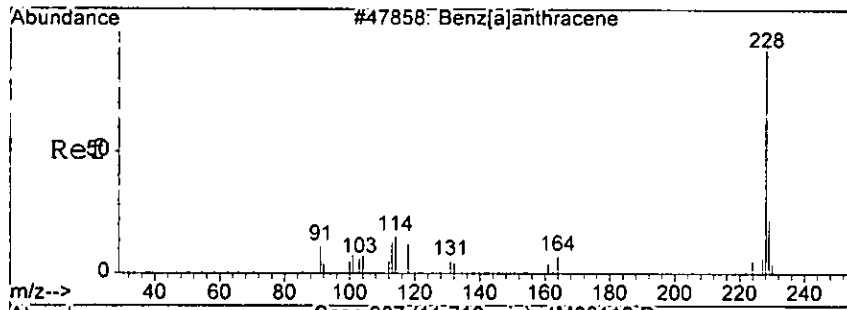
Ion	Ratio	Lower	Upper
202	100		
101	16.8	0.0	62.7
100	14.7	0.0	60.5



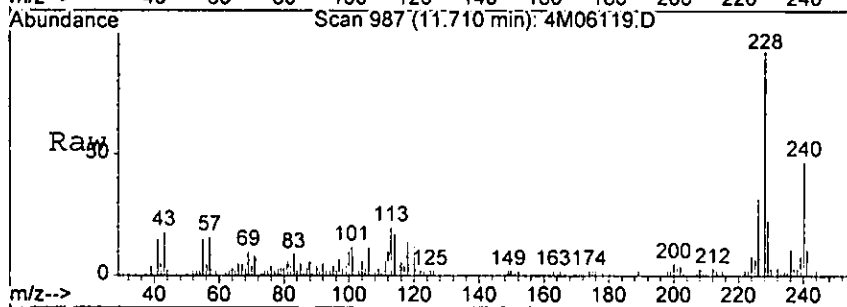
Abundance Ion 202.00 (201.70 to 202.70): 4M0611
 Ion 101.00 (100.70 to 101.70): 4M0611
 Ion 100.00 (99.70 to 100.70): 4M06119



handwritten signature

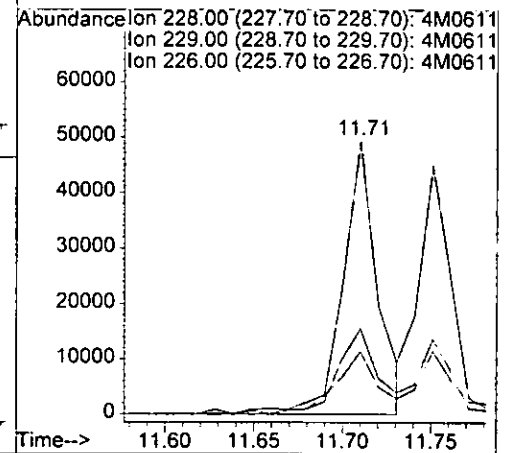
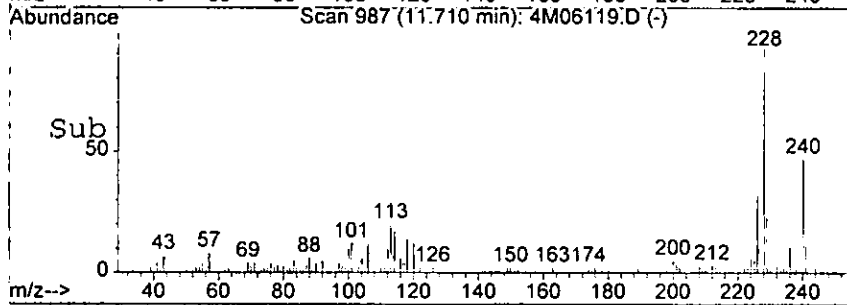


#78
 Benzo[a]anthracene
 Concen: 23.86 ng
 RT: 11.71 min Scan# 987
 Delta R.T. -0.24 min
 Lab File: 4M06119.D
 Acq: 14 Sep 2005 15:03

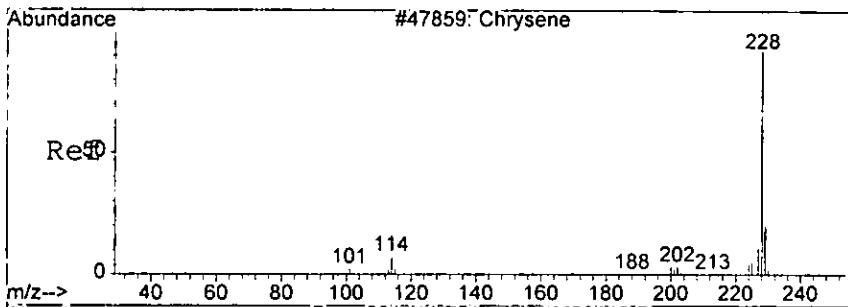


Tgt Ion: 228 Resp: 65687

Ion	Ratio	Lower	Upper
228	100		
229	21.4	0.0	60.5
226	31.5	0.0	69.0



Handwritten signature

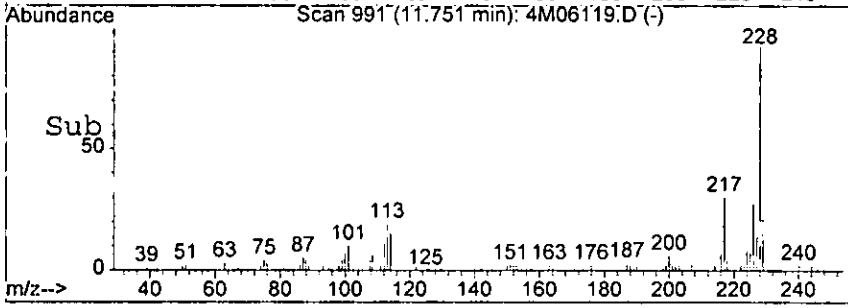
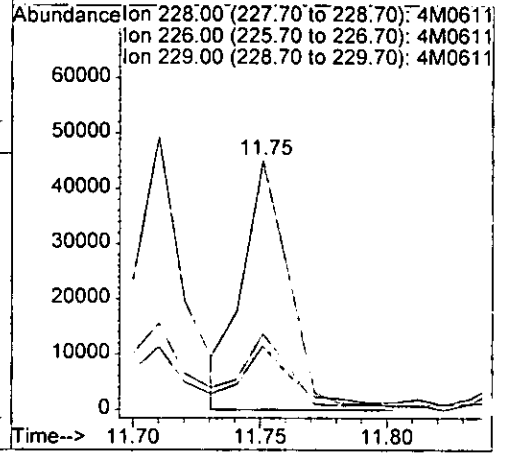
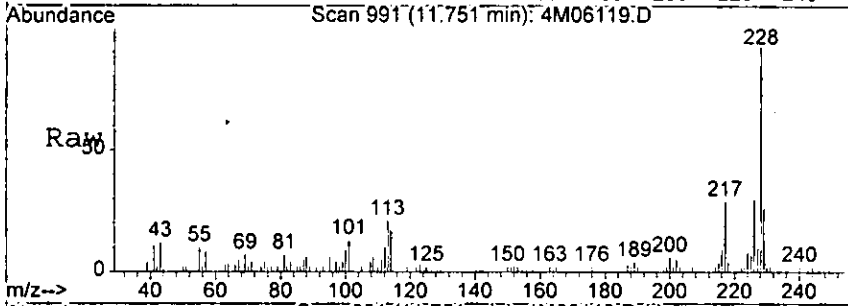


#79
 Chrysene
 Concen: 22.60 ng
 RT: 11.75 min Scan# 991
 Delta R.T. -0.24 min
 Lab File: 4M06119.D
 Acq: 14 Sep 2005 15:03

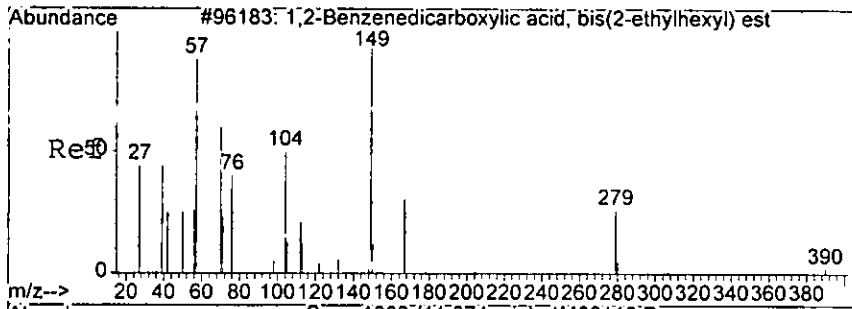
991

Tgt Ion: 228 Resp: 57049

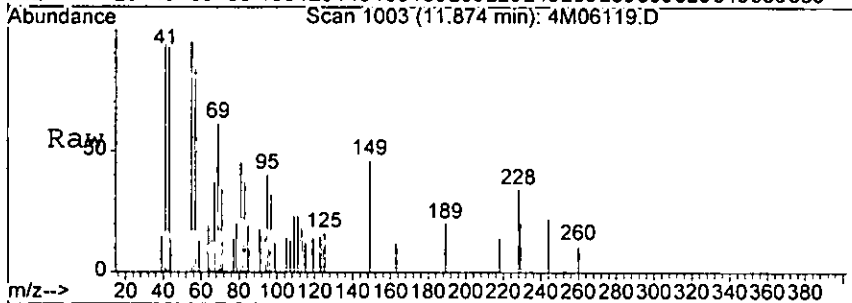
Ion	Ratio	Lower	Upper
228	100		
226	29.1	12.0	52.0
229	23.0	0.0	61.1



handwritten signature

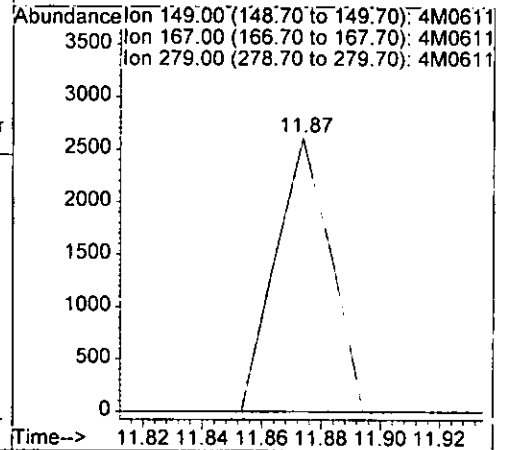
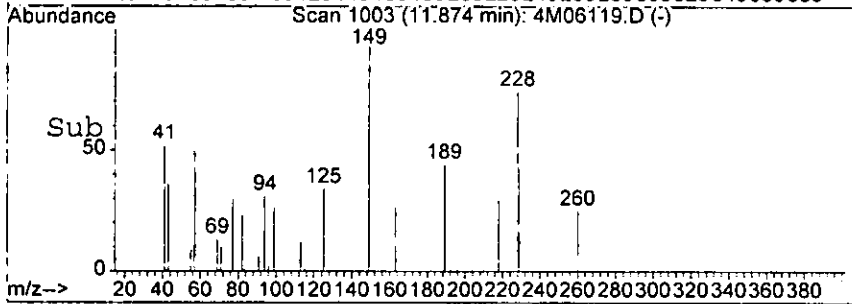


#80
 bis(2-Ethylhexyl)phthalate
 Concen: 1.35 ng
 RT: 11.87 min Scan# 1003
 Delta R.T. -0.22 min
 Lab File: 4M06119.D
 Acq: 14 Sep 2005 15:03

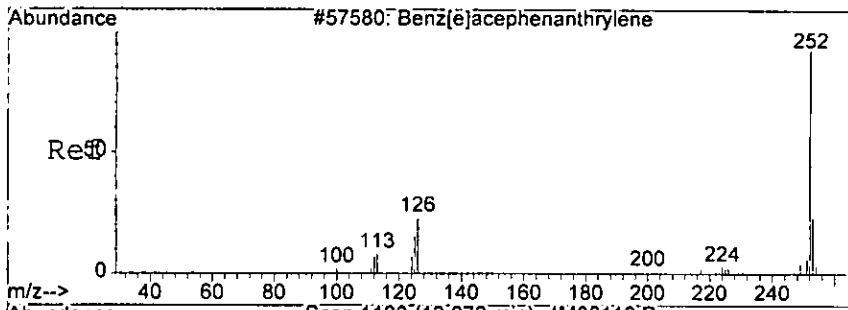


Tgt Ion: 149 Resp: 3312

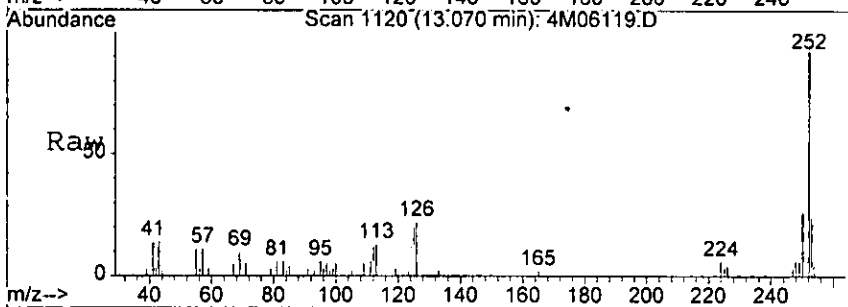
Ion	Ratio	Lower	Upper
149	100		
167	0.0	0.0	53.9
279	0.0	0.0	43.5



hga

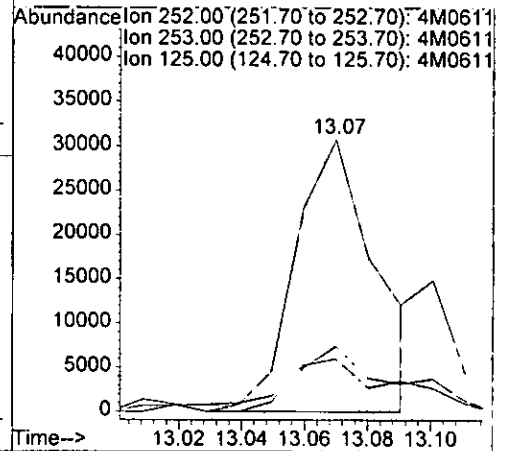
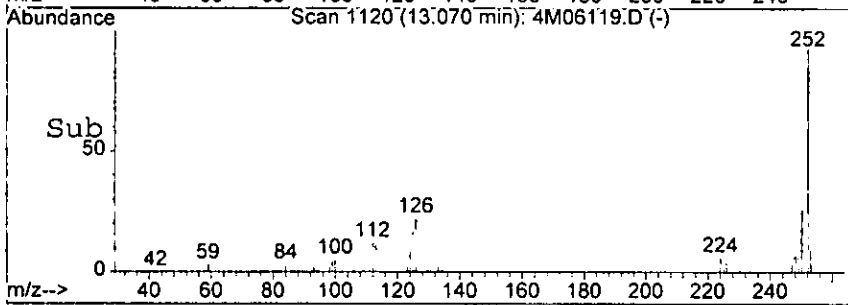


#83
 Benzo[b]fluoranthene
 Concn: 24.59 ng m
 RT: 13.07 min Scan# 1120
 Delta R.T. -0.25 min
 Lab File: 4M06119.D
 Acq: 14 Sep 2005 15:03

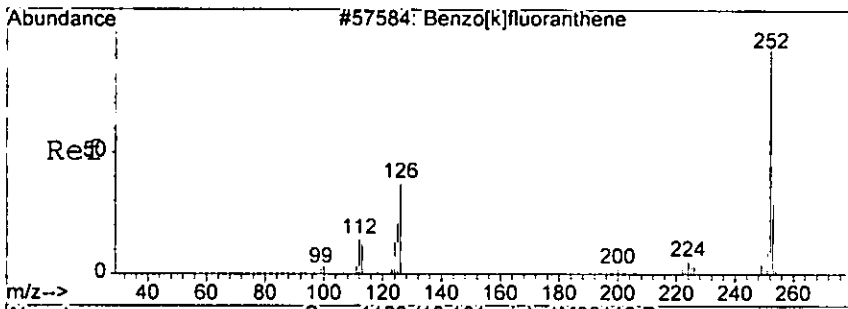


Tgt Ion: 252 Resp: 54376

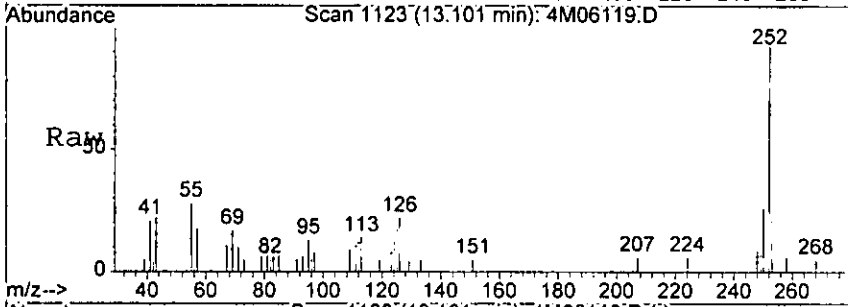
Ion	Ratio	Lower	Upper
252	100		
253	24.1	0.0	63.3
125	19.5	0.0	57.6



Raw

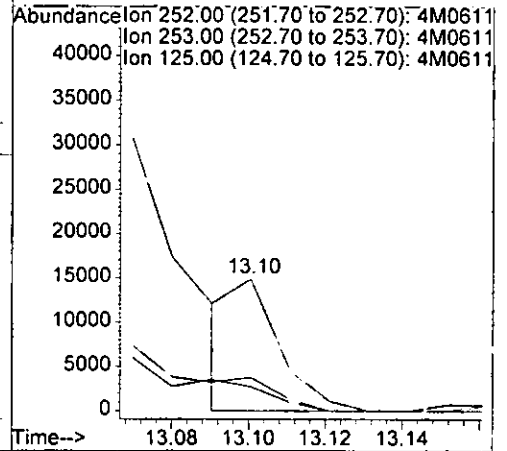
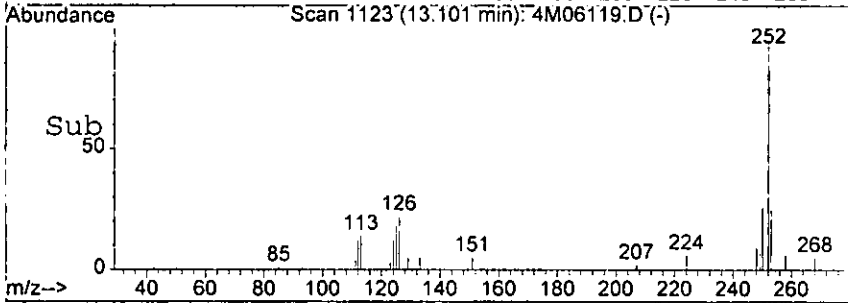


#84
 Benzo[k]fluoranthene
 Concen: 6.22 ng m
 RT: 13.10 min Scan# 1123
 Delta R.T. -0.26 min
 Lab File: 4M06119.D
 Acq: 14 Sep 2005 15:03

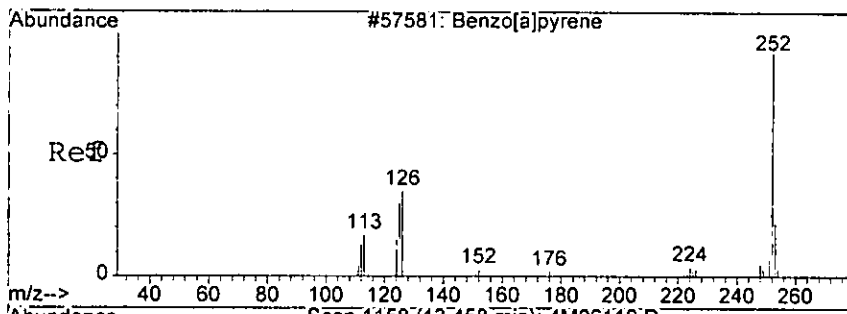


Tgt Ion: 252 Resp: 12595

Ion	Ratio	Lower	Upper
252	100		
253	25.2	0.0	63.5
125	18.3	0.0	53.8

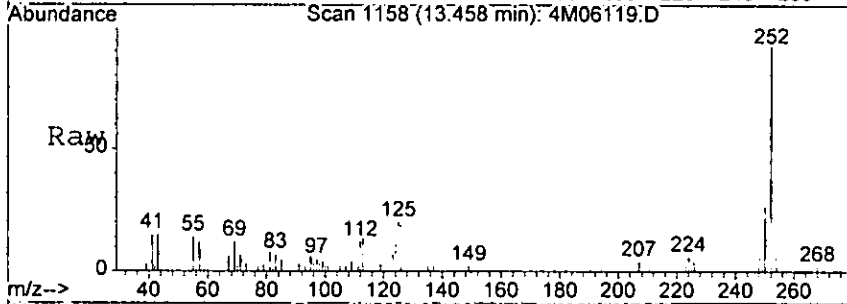


Handwritten signature

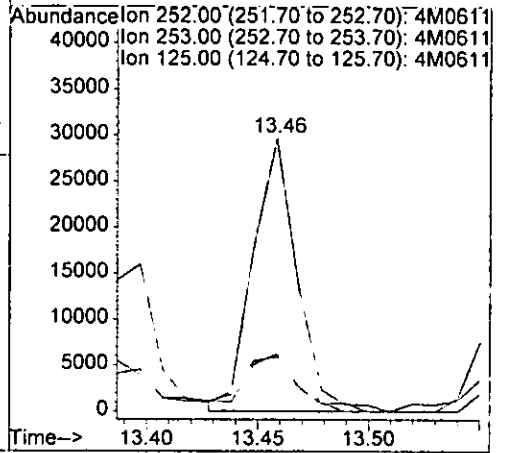
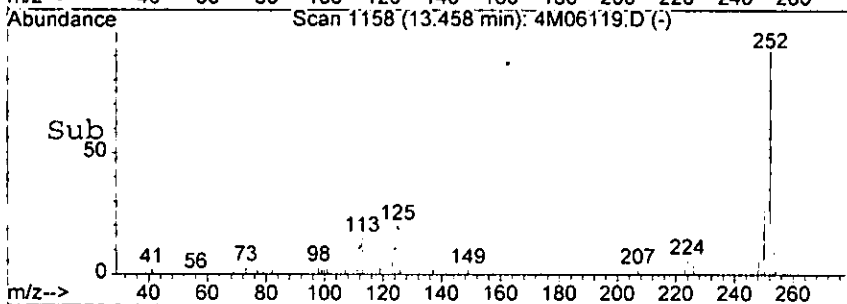


#85
 Benzo[a]pyrene
 Concen: 21.62 ng
 RT: 13.46 min Scan# 1158
 Delta R.T. -0.26 min
 Lab File: 4M06119.D
 Acq: 14 Sep 2005 15:03

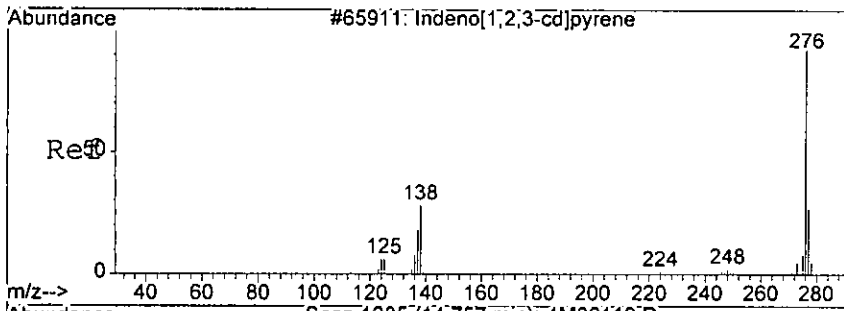
13.46



Tgt Ion	Ratio	Lower	Upper
252	100		
253	21.0	0.0	62.9
125	20.0	0.0	57.6

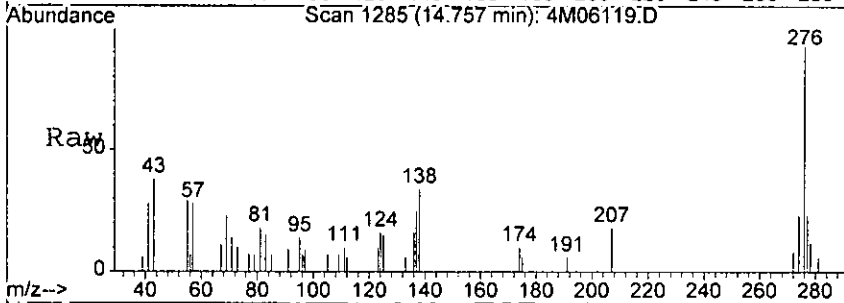


handwritten signature

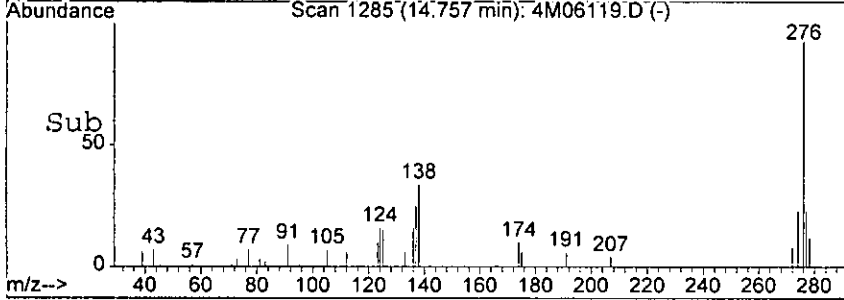
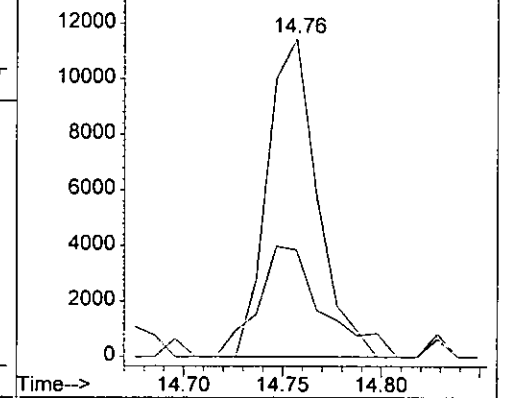


#86
 Indeno[1,2,3-cd]pyrene
 Concen: 11.22 ng
 RT: 14.76 min Scan# 1285
 Delta R.T. -0.27 min
 Lab File: 4M06119.D
 Acq: 14 Sep 2005 15:03

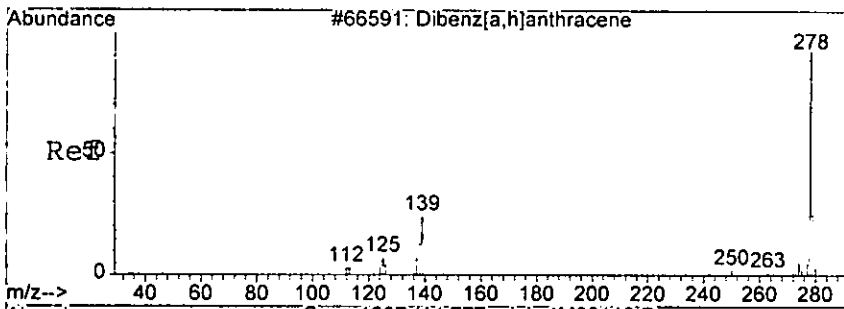
Tgt Ion: 276 Resp: 20128
 Ion Ratio Lower Upper
 276 100
 138 33.6 0.0 73.4



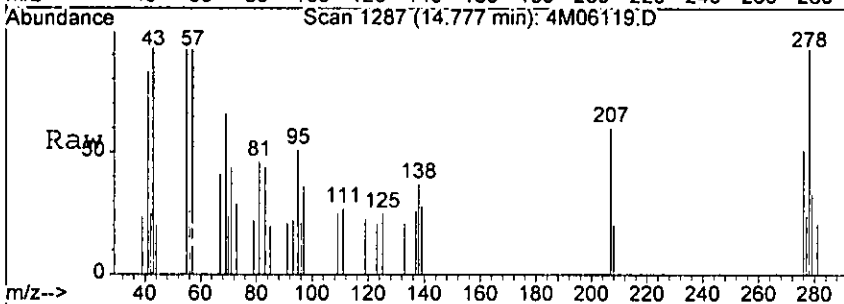
Abundance Ion 276.00 (275.70 to 276.70): 4M06119.D
 Ion 138.00 (137.70 to 138.70): 4M06119.D



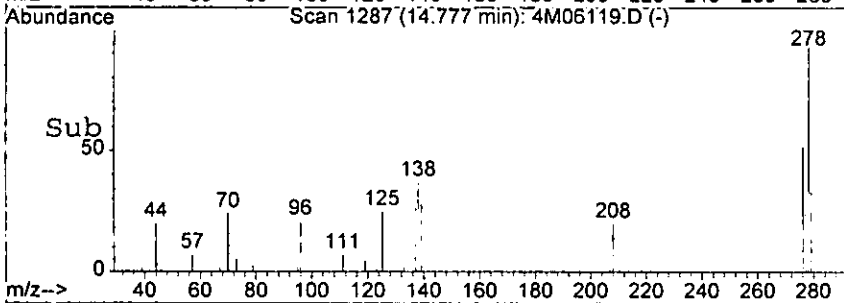
hgaw



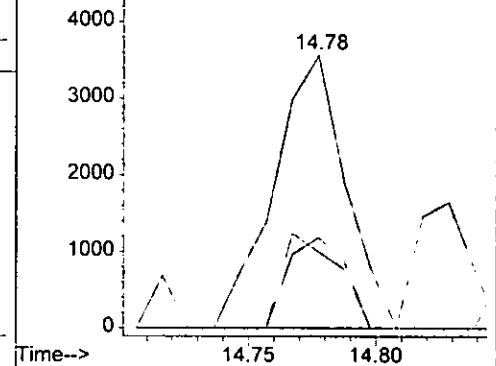
#87
 Dibenzo[a,h]anthracene
 Concen: 4.84 ng
 RT: 14.78 min Scan# 1287
 Delta R.T. -0.27 min
 Lab File: 4M06119.D
 Acq: 14 Sep 2005 15:03



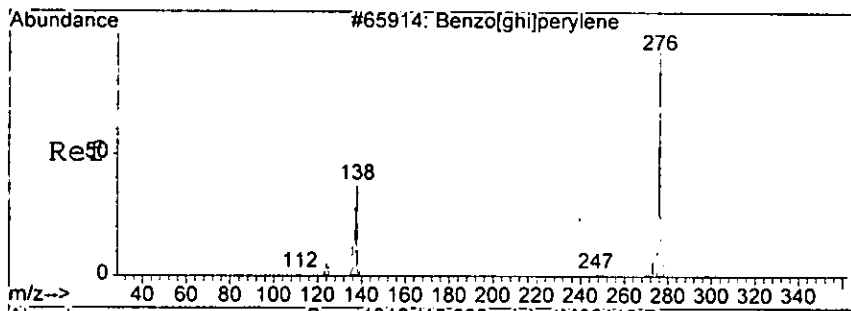
Tgt Ion	Ratio	Lower	Upper
278	100		
139	28.0	0.0	63.8
279	33.3	0.0	64.0



Abundance
 Ion 278.00 (277.70 to 278.70): 4M0611
 Ion 139.00 (138.70 to 139.70): 4M0611
 Ion 279.00 (278.70 to 279.70): 4M0611

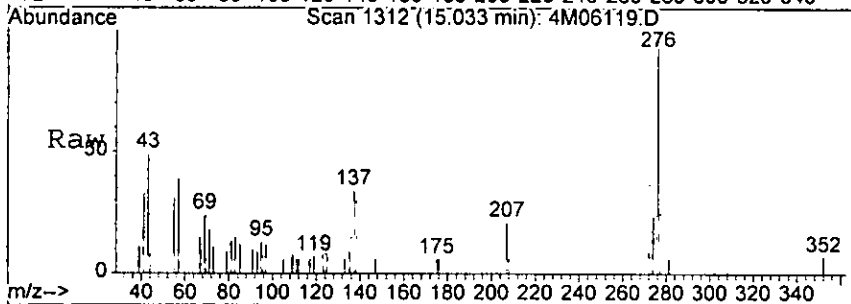


19.000

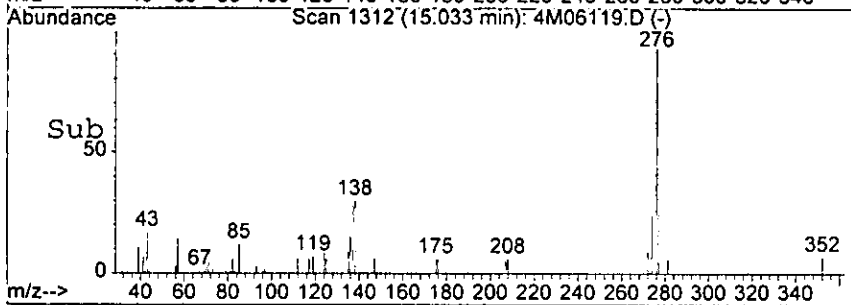
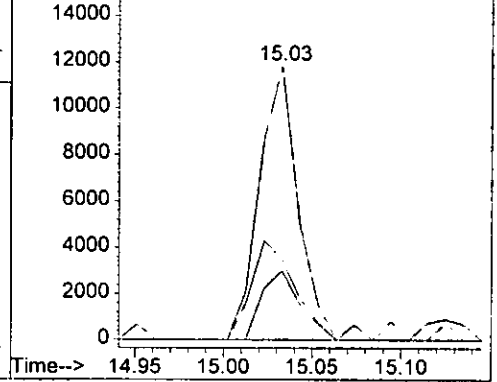


#88
 Benzo[g,h,i]perylene
 Concen: 13.14 ng
 RT: 15.03 min Scan# 1312
 Delta R.T. -0.27 min
 Lab File: 4M06119.D
 Acq: 14 Sep 2005 15:03

Tgt Ion	276	138	277
Resp:	18215	29.7	25.2
Lower	100	0.0	0.0
Upper		74.1	65.0



Abundance Ion 276.00 (275.70 to 276.70): 4M0611
 16000 Ion 138.00 (137.70 to 138.70): 4M0611
 Ion 277.00 (276.70 to 277.70): 4M0611



Handwritten signature

Form1

ORGANICS SEMIVOLATILE REPORT

09/13/05

Sample Number: AC19506-011
 Client Id: PCTP73 (0.5)
 Data File: 4M06122.D
 Analysis Date: 09/14/05 16:15
 Date Rec/Extracted: 09/09/05-09/13/05

Matrix: Soil
 Initial Vol: 30g
 Final Vol: 1ml
 Dilution: 1
 Solids: 90

Units: mg/Kg

Cas #	Compound	RL	Conc	Cas #	Compound	RL	Conc
120-82-1	1,2,4-Trichlorobenzene	0.010	U	205-99-2	Benzo[b]fluoranthene	0.011	1.5
95-50-1	1,2-Dichlorobenzene	0.017	U	191-24-2	Benzo[g,h,i]perylene	0.0070	0.87
122-66-7	1,2-Diphenylhydrazine	0.011	U	207-08-9	Benzo[k]fluoranthene	0.012	0.62
541-73-1	1,3-Dichlorobenzene	0.016	U	111-91-1	bis(2-Chloroethoxy)methan	0.0084	U
106-46-7	1,4-Dichlorobenzene	0.019	U	111-44-4	bis(2-Chloroethyl)ether	0.020	U
95-95-4	2,4,5-Trichlorophenol	0.50	U	108-60-1	bis(2-chloroisopropyl)ether	0.012	U
88-06-2	2,4,6-Trichlorophenol	0.90	U	117-81-7	bis(2-Ethylhexyl)phthalat	0.033	1.2
120-83-2	2,4-Dichlorophenol	0.060	U	85-68-7	Butylbenzylphthalate	0.015	U
105-67-9	2,4-Dimethylphenol	0.051	U	86-74-8	Carbazole	0.011	0.11
51-28-5	2,4-Dinitrophenol	0.25	U	218-01-9	Chrysene	0.0077	1.1
121-14-2	2,4-Dinitrotoluene	0.014	U	84-74-2	Di-n-butylphthalate	0.0083	U
606-20-2	2,6-Dinitrotoluene	0.015	U	117-84-0	Di-n-octylphthalate	0.0087	U
91-58-7	2-Chloronaphthalene	0.010	U	53-70-3	Dibenzo[a,h]anthracene	0.013	0.33
95-57-8	2-Chlorophenol	0.076	U	132-64-9	Dibenzofuran	0.047	0.089
91-57-6	2-Methylnaphthalene	0.048	0.060	84-66-2	Diethylphthalate	0.010	U
95-48-7	2-Methylphenol	0.18	U	131-11-3	Dimethylphthalate	0.0084	U
88-74-4	2-Nitroaniline	0.026	U	206-44-0	Fluoranthene	0.011	1.7
88-75-5	2-Nitrophenol	0.043	U	86-73-7	Fluorene	0.0094	0.094
106-44-5	3&4-Methylphenol	0.20	U	118-74-1	Hexachlorobenzene	0.017	U
91-94-1	3,3'-Dichlorobenzidine	0.081	U	87-68-3	Hexachlorobutadiene	0.016	U
99-09-2	3-Nitroaniline	0.15	U	77-47-4	Hexachlorocyclopentadiene	0.098	U
534-52-1	4,6-Dinitro-2-methylphenol	0.070	U	67-72-1	Hexachloroethane	0.028	U
101-55-3	4-Bromophenyl-phenylether	0.014	U	193-39-5	Indeno[1,2,3-cd]pyrene	0.0051	0.73
59-50-7	4-Chloro-3-methylphenol	0.094	U	78-59-1	Isophorone	0.011	U
106-47-8	4-Chloroaniline	0.29	U	621-64-7	N-Nitroso-di-n-propylamine	0.018	U
7005-72-3	4-Chlorophenyl-phenylether	0.017	U	62-75-9	N-Nitrosodimethylamine	0.44	U
100-01-6	4-Nitroaniline	0.091	U	86-30-6	n-Nitrosodiphenylamine	0.018	U
100-02-7	4-Nitrophenol	0.066	U	91-20-3	Naphthalene	0.0087	0.14
83-32-9	Acenaphthene	0.015	0.077	98-95-3	Nitrobenzene	0.015	U
208-96-8	Acenaphthylene	0.0086	0.079	87-86-5	Pentachlorophenol	0.046	U
120-12-7	Anthracene	0.0097	0.31	85-01-8	Phenanthrene	0.0085	1.2
92-87-5	Benzidine	0.084	U	108-95-2	Phenol	0.056	U
56-55-3	Benzo[a]anthracene	0.0065	1.1	129-00-0	Pyrene	0.0086	2.2
50-32-8	Benzo[a]pyrene	0.0085	1.1				

Worksheet #: 19611

Total Target Concentration 14.609

U - Indicates the compound was analyzed but not detected.
 B - Indicates the analyte was found in the blank as well as in the sample.
 E - Indicates the analyte concentration exceeds the calibration range of the instrument.

R - Retention Time Out
 J - Indicates an estimated value when a compound is detected at less than the specified detection limit.

Data File : G:\GcMsData\2005\Gcms_4\Data\09-14-05\4M06122.D Vial: 1
 Acq On : 14 Sep 2005 16:15 Operator: AHD
 Sample : AC19506-011 Inst : GCMS_4
 Misc : S,BNA Multiplr: 1.00
 MS Integration Params: RTEINT.P
 Quant Time: Sep 22 16:14 2005

Quant Results File: 4M_0901.RES

Quant Method : G:\GCMSDATA\2005\GCMS_4\METHODS\4M_0901.M (RTE Integrator)
 Title : @GCMS_4,mg,625,8270
 Last Update : Fri Sep 02 08:08:19 2005
 Response via : Initial Calibration
 DataAcq Meth : 4M_0901

Internal Standards	R.T.	QIon	Response	Conc	Units	Dev(Min)
1) 1,4-Dichlorobenzene-d4	4.54	152	55499	40.00	ng	-0.14
19) Naphthalene-d8	5.53	136	201760	40.00	ng	-0.14
35) Acenaphthene-d10	7.03	164	99917	40.00	ng	-0.18
59) Phenanthrene-d10	8.58	188	159051	40.00	ng	-0.21
72) Chrysene-d12	11.72	240	73412	40.00	ng	-0.24
81) Perylene-d12	13.52	264	42100	40.00	ng	-0.27

System Monitoring Compounds

4) 2-Fluorophenol	3.34	112	275943	161.96	ng	-0.17
Spiked Amount	200.000		Recovery	=	80.98%	
7) Phenol-d5	4.27	99	350641	162.76	ng	-0.13
Spiked Amount	200.000		Recovery	=	81.38%	
20) Nitrobenzene-d5	4.98	128	73732	69.87	ng	-0.14
Spiked Amount	100.000		Recovery	=	69.87%	
40) 2-Fluorobiphenyl	6.42	172	282492	80.11	ng	-0.17
Spiked Amount	100.000		Recovery	=	80.11%	
62) 2,4,6-Tribromophenol	7.84	332	84518	132.87	ng	-0.20
Spiked Amount	200.000		Recovery	=	66.44%	
75) Terphenyl-d14	10.48	244	205974	103.08	ng	-0.22
Spiked Amount	100.000		Recovery	=	103.08%	

Target Compounds

Target Compounds	R.T.	QIon	Response	Conc	Units	Qvalue
29) Naphthalene	5.55	128	20363	3.86	ng	77
33) 2-Methylnaphthalene	6.10	142	5431	1.62	ng	97
46) Acenaphthylene	6.89	152	9702	2.14	ng	95
49) Acenaphthene	7.06	153	6358	2.07	ng	89
52) Dibenzofuran	7.23	168	10325	2.41	ng	93
55) Fluorene	7.58	166	7541	2.55	ng	84
67) Phenanthrene	8.61	178	132410	31.65	ng	99
68) Anthracene	8.67	178	37886	8.30	ng	98
69) Carbazole	8.88	167	12590	2.96	ng	95
71) Fluoranthene	9.98	202	212529	45.24	ng	100
73) Pyrene	10.24	202	169329	60.07	ng	92
78) Benzo[a]anthracene	11.71	228	70507	28.42	ng	96
79) Chrysene	11.75	228	70201	30.86	ng	98
80) bis(2-Ethylhexyl)phthalate	11.87	149	69454	31.31	ng	98
83) Benzo[b]fluoranthene	13.06	252	71489m	39.84	ng	
84) Benzo[k]fluoranthene	13.09	252	27522m	16.74	ng	
85) Benzo[a]pyrene	13.46	252	44363	28.88	ng	97
86) Indeno[1,2,3-cd]pyrene	14.76	276	28730	19.73	ng	95
87) Dibenzo[a,h]anthracene	14.78	278	10314	8.82	ng	85

(#) = qualifier out of range (m) = manual integration

4M06122.D 4M_0901.M

Thu Sep 22 16:34:36 2005

RPT1

Page 1

Data File : G:\GcMsData\2005\Gcms_4\Data\09-14-05\4M06122.D Vial: 15
 Acq On : 14 Sep 2005 16:15 Operator: AHD
 Sample : AC19506-011 Inst : GCMS_4
 Misc : S,BNA Multiplr: 1.00

MS Integration Params: RTEINT.P

Quant Time: Sep 22 16:14 2005

Quant Results File: 4M_0901.RES

Quant Method : G:\GCMSDATA\2005\GCMS_4\METHODS\4M_0901.M (RTE Integrator)
 Title : @GCMS_4,mg,625,8270
 Last Update : Fri Sep 02 08:08:19 2005
 Response via : Initial Calibration
 DataAcq Meth : 4M_0901

Compound	R.T.	QIon	Response	Conc	Unit	Qvalue
88) Benzo[g,h,i]perylene	15.04	276	26450	23.52	ng	96

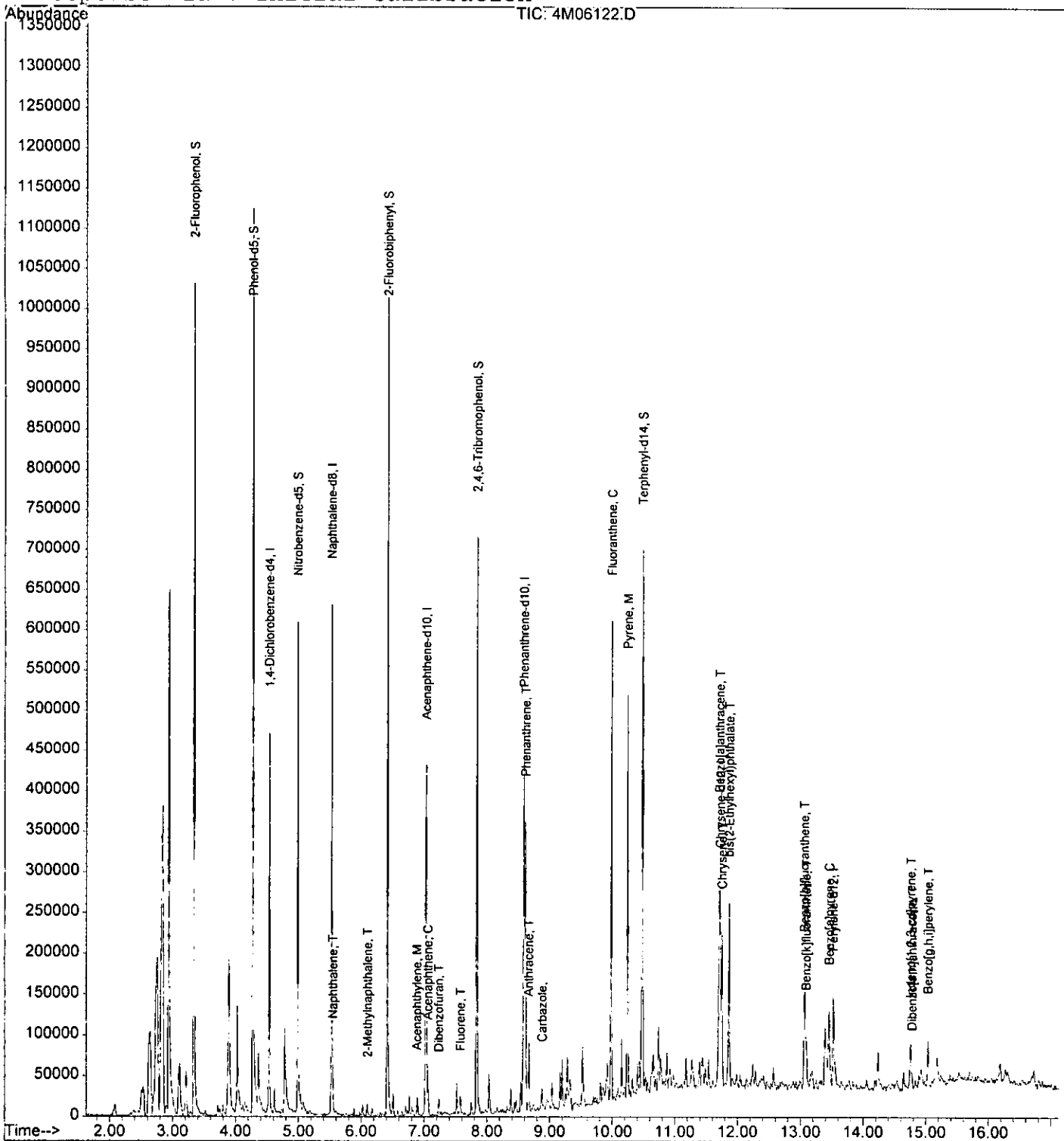
 (#) = qualifier out of range (m) = manual integration

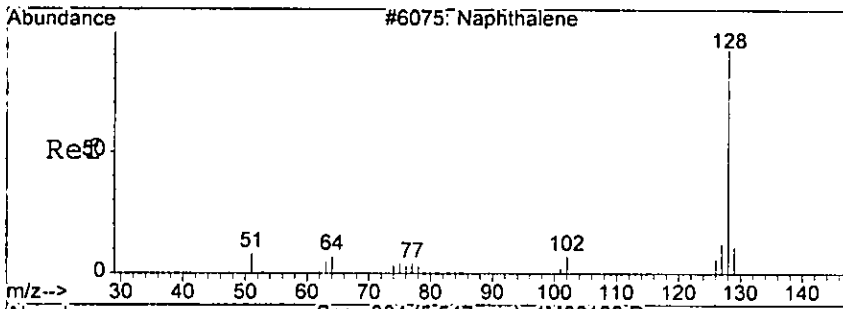
Quantitation Report

Data File : G:\GcMsData\2005\Gcms_4\Data\09-14-05\4M06122.D Vial: 166
 Acq On : 14 Sep 2005 16:15 Operator: AHD
 Sample : AC19506-011 Inst : GCMS_4
 Misc : S,BNA Multiplr: 1.00
 MS Integration Params: RTEINT.P
 Quant Time: Sep 22 16:14 2005

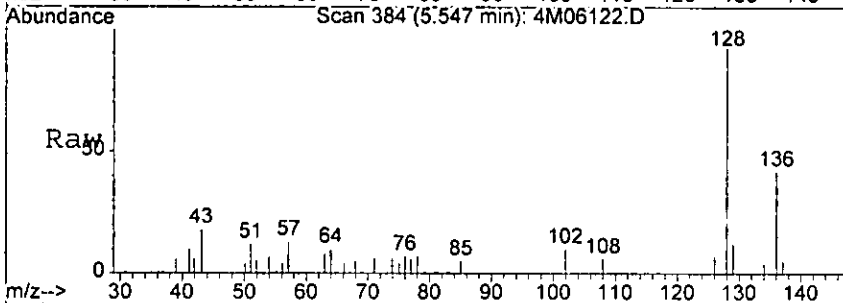
Quant Results File: 4M_0901.RES

Method : G:\GCMSDATA\2005\GCMS_4\METHODS\4M_0901.M (RTE Integrator)
 Title : @GCMS_4,mg,625,8270
 Last Update : Thu Sep 01 11:26:24 2005
 Response via : Initial Calibration



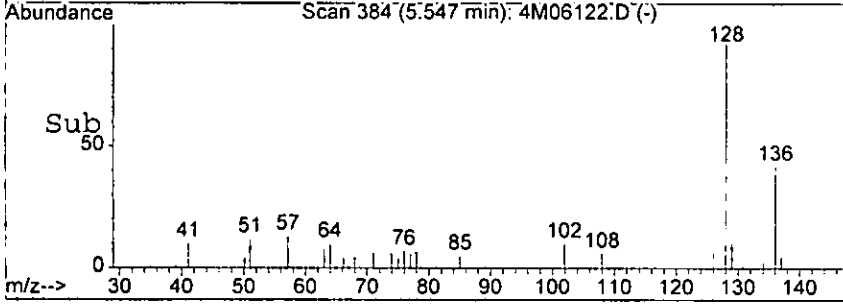


#29
 Naphthalene
 Concen: 3.86 ng
 RT: 5.55 min Scan# 384
 Delta R.T. -0.14 min
 Lab File: 4M06122.D
 Acq: 14 Sep 2005 16:15

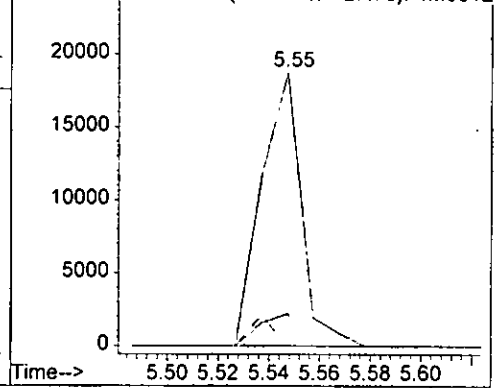


Tgt Ion: 128 Resp: 20363

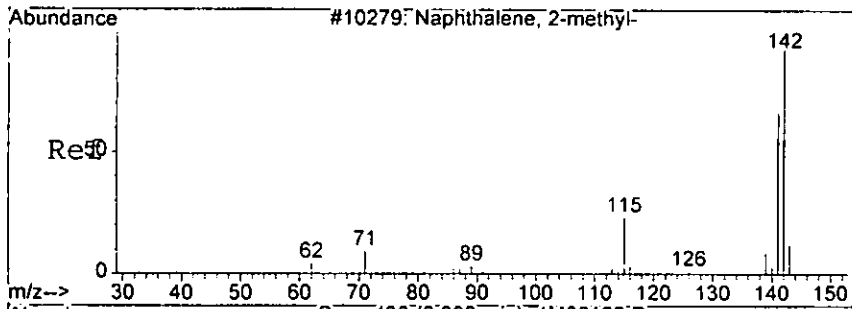
Ion	Ratio	Lower	Upper
128	100		
129	11.7	0.0	51.8
127	0.0	0.0	57.0



Abundance Ion 128.00 (127.70 to 128.70): 4M0612
 25000 Ion 129.00 (128.70 to 129.70): 4M0612
 Ion 127.00 (126.70 to 127.70): 4M0612



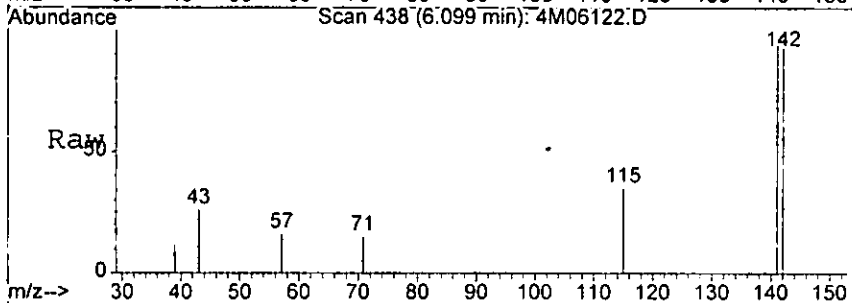
Handwritten signature



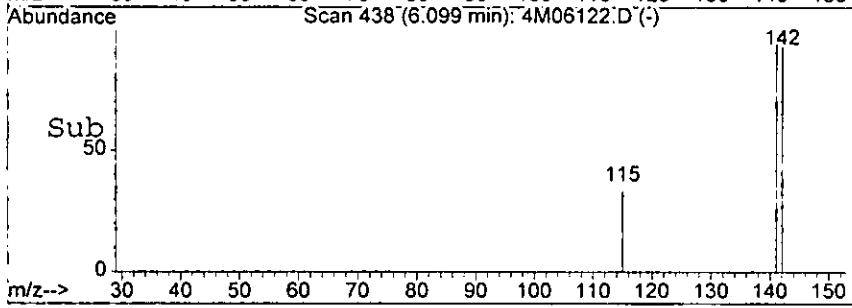
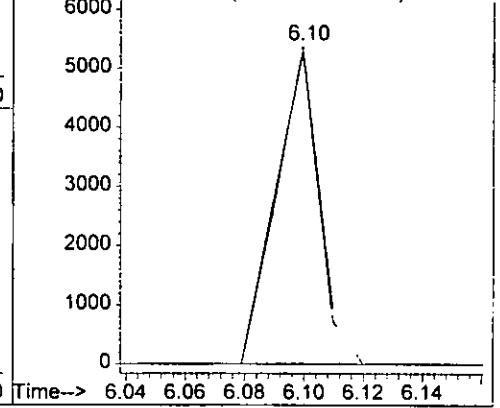
#33
 2-Methylnaphthalene
 Concen: 1.62 ng
 RT: 6.10 min Scan# 438
 Delta R.T. -0.15 min
 Lab File: 4M06122.D
 Acq: 14 Sep 2005 16:15

750

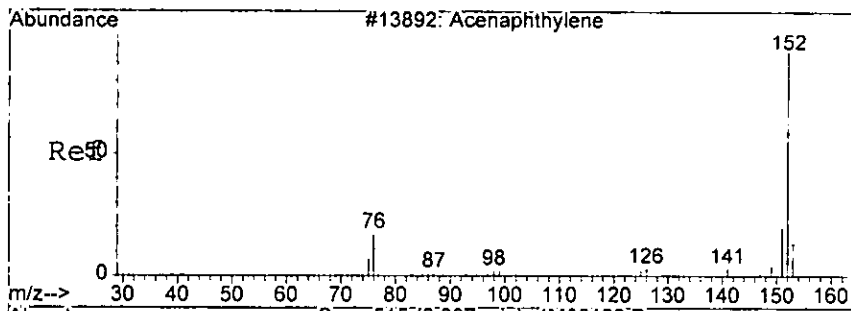
Tgt Ion: 142 Resp: 5431
 Ion Ratio Lower Upper
 142 100
 141 98.3 55.7 135.7



Abundance Ion 142.00 (141.70 to 142.70): 4M0612
 Ion 141.00 (140.70 to 141.70): 4M0612



Handwritten signature

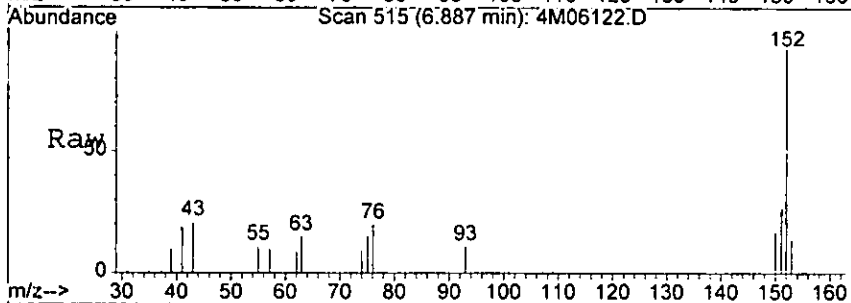


#46
 Acenaphthylene
 Concen: 2.14 ng
 RT: 6.89 min Scan# 515
 Delta R.T. -0.19 min
 Lab File: 4M06122.D
 Acq: 14 Sep 2005 16:15

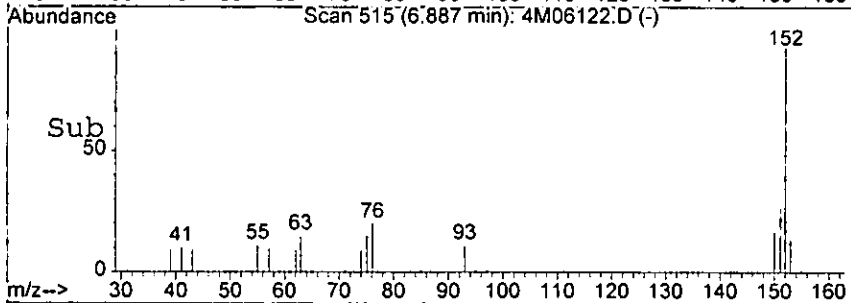
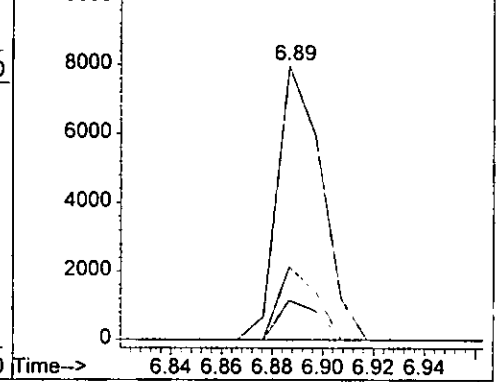
5750

Tgt Ion: 152 Resp: 9702

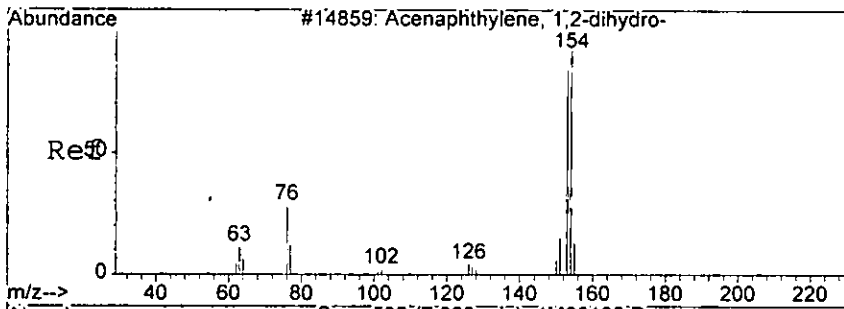
Ion	Ratio	Lower	Upper
152	100		
151	26.8	0.0	63.6
153	14.4	0.0	53.8



Abundance Ion 152.00 (151.70 to 152.70): 4M0612
 Ion 151.00 (150.70 to 151.70): 4M0612
 Ion 153.00 (152.70 to 153.70): 4M0612

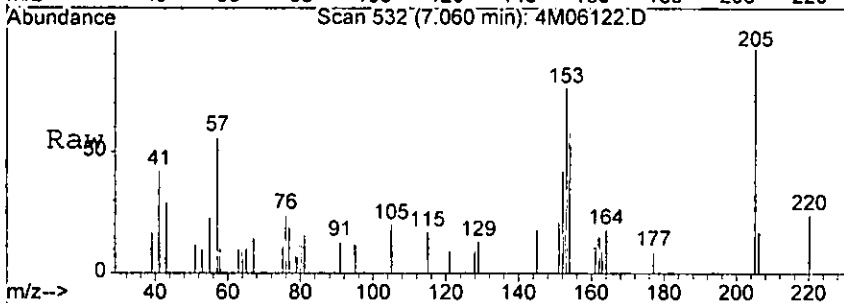


Handwritten signature



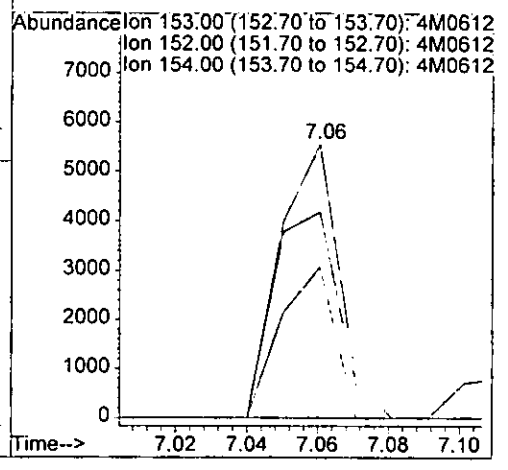
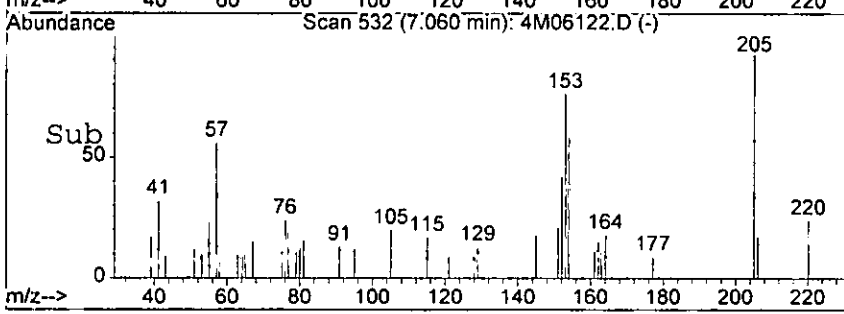
#49
 Acenaphthene
 Concen: 2.07 ng
 RT: 7.06 min Scan# 532
 Delta R.T. -0.19 min
 Lab File: 4M06122.D
 Acq: 14 Sep 2005 16:15

9760

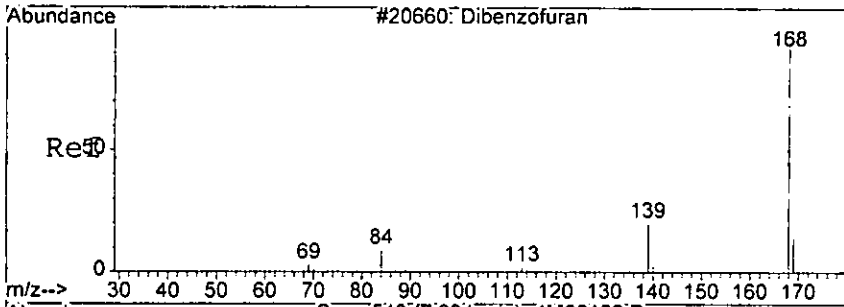


Tgt Ion: 153 Resp: 6358

Ion	Ratio	Lower	Upper
153	100		
152	55.4	8.3	88.3
154	75.4	45.1	125.1

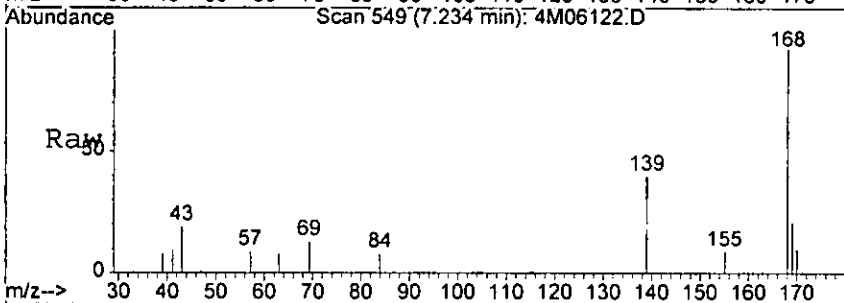


low

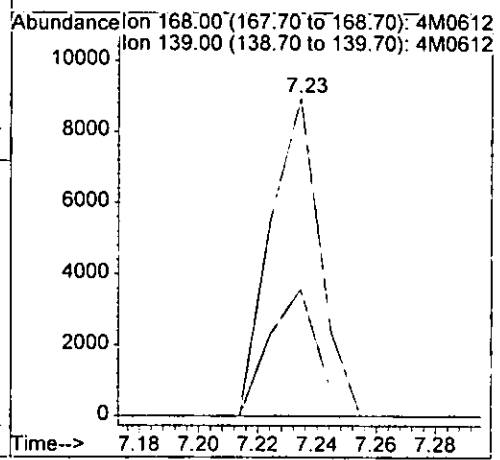
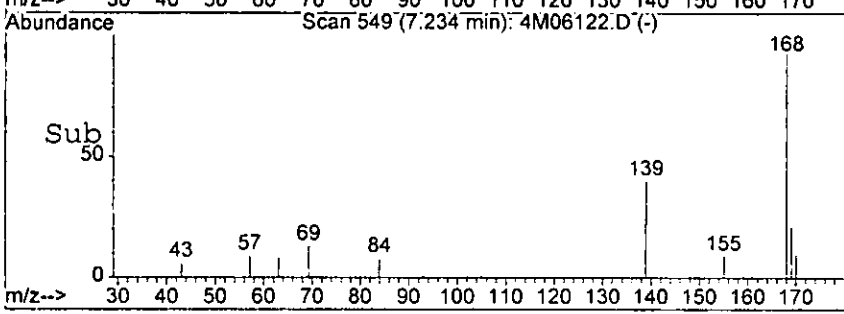


#52
 Dibenzofuran
 Concen: 2.41 ng
 RT: 7.23 min Scan# 549
 Delta R.T. -0.19 min
 Lab File: 4M06122.D
 Acq: 14 Sep 2005 16:15

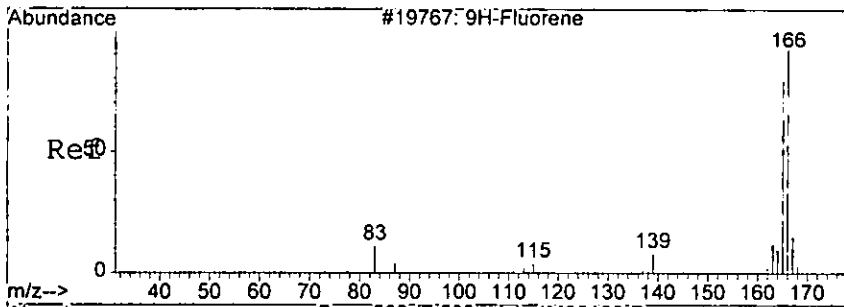
7947



Tgt Ion: 168 Resp: 10325
 Ion Ratio Lower Upper
 168 100
 139 40.1 6.0 66.0



Handwritten signature

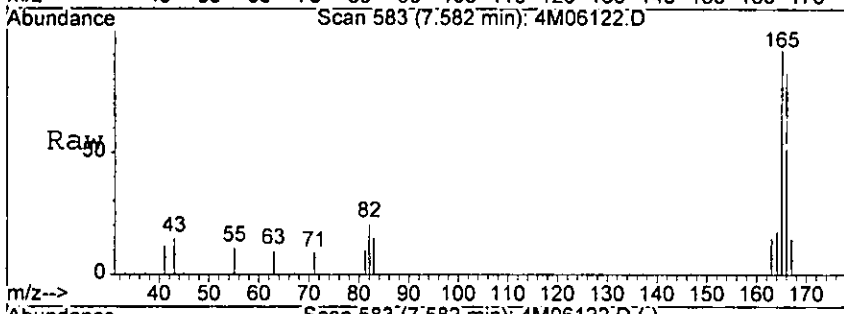


#55
 Fluorene
 Concen: 2.55 ng
 RT: 7.58 min Scan# 583
 Delta R.T. -0.19 min
 Lab File: 4M06122.D
 Acq: 14 Sep 2005 16:15

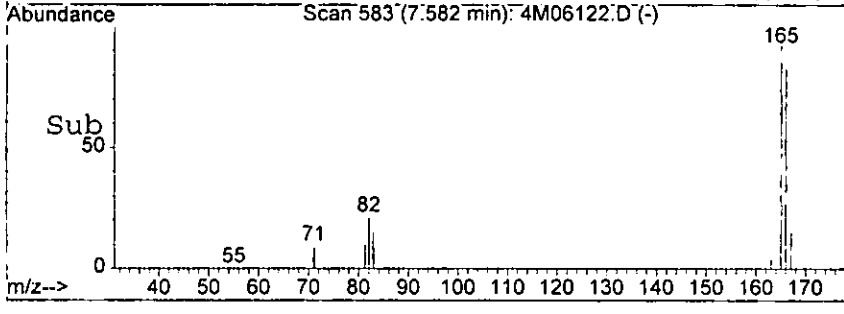
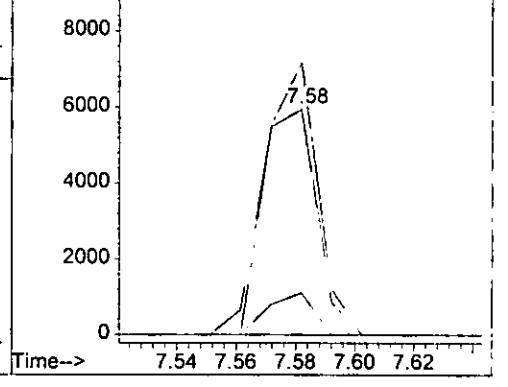
8745

Tgt Ion: 166 Resp: 7541

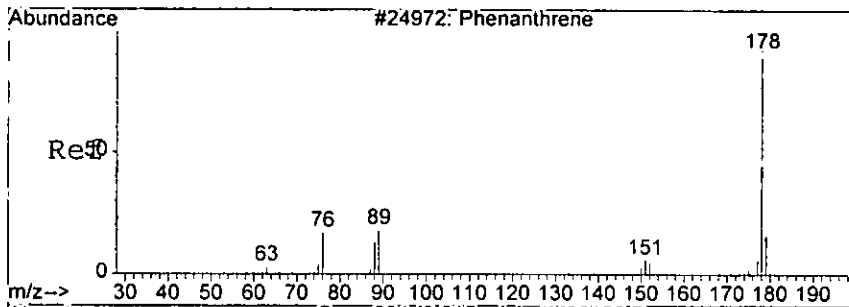
Ion	Ratio	Lower	Upper
166	100		
165	120.8	63.3	143.3
167	18.7	0.0	54.6



Abundance Ion 166.00 (165.70 to 166.70): 4M0612
 Ion 165.00 (164.70 to 165.70): 4M0612
 Ion 167.00 (166.70 to 167.70): 4M0612



1400

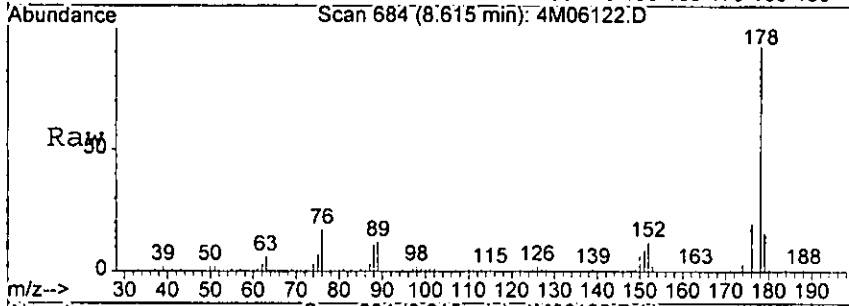


#67
 Phenanthrene
 Concen: 31.65 ng
 RT: 8.61 min Scan# 684
 Delta R.T. -0.21 min
 Lab File: 4M06122.D
 Acq: 14 Sep 2005 16:15

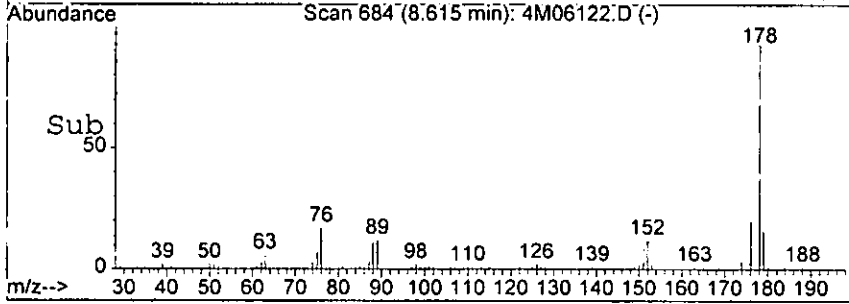
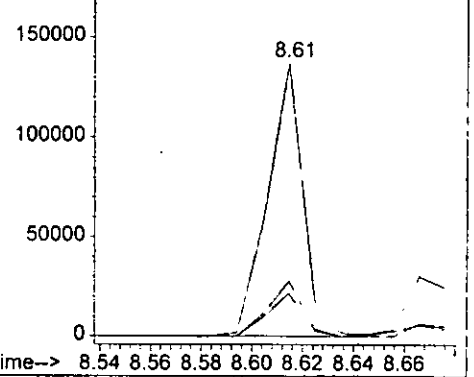
6768

Tgt Ion: 178 Resp: 132410

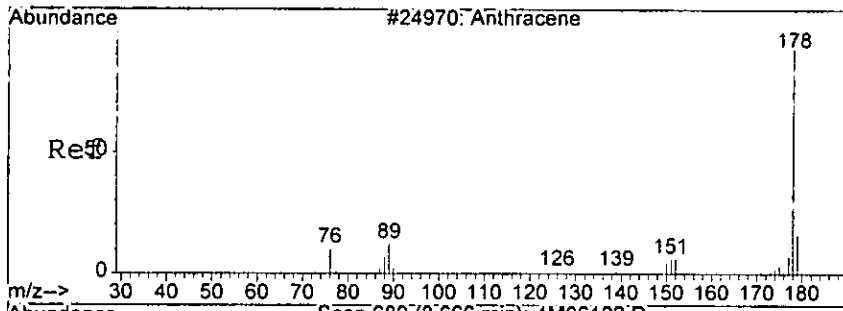
Ion	Ratio	Lower	Upper
178	100		
179	15.7	0.0	56.6
176	20.2	0.0	60.5



Abundance Ion 178.00 (177.70 to 178.70): 4M0612
 Ion 179.00 (178.70 to 179.70): 4M0612
 Ion 176.00 (175.70 to 176.70): 4M0612



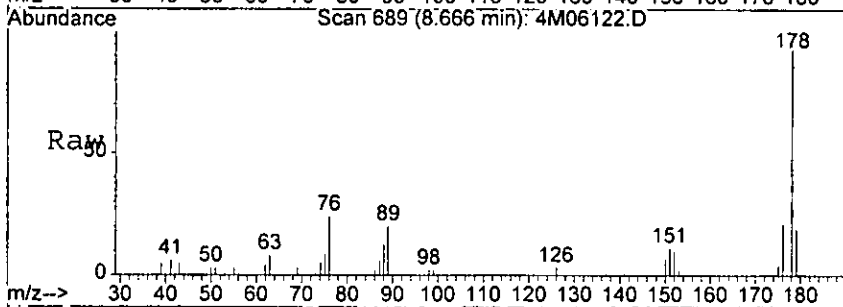
handwritten signature



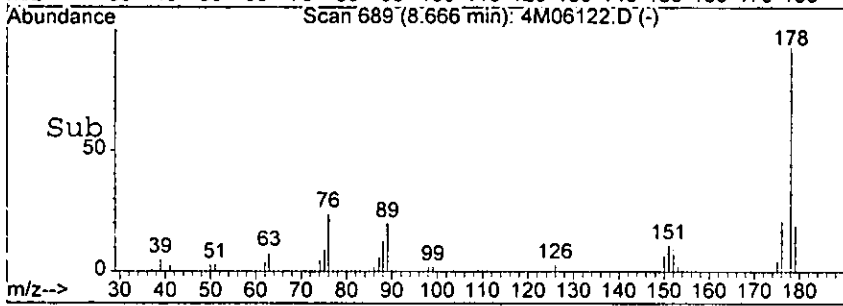
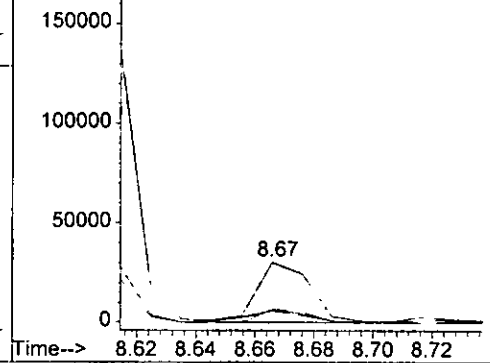
#68
 Anthracene
 Concn: 8.30 ng
 RT: 8.67 min Scan# 689
 Delta R.T. -0.21 min
 Lab File: 4M06122.D
 Acq: 14 Sep 2005 16:15

0958

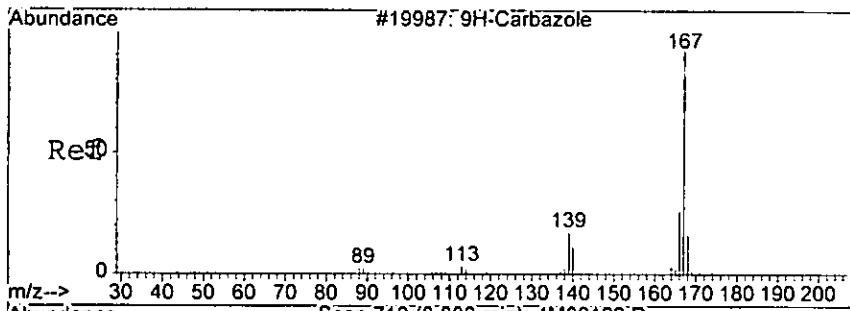
Tgt Ion	Resp	Lower	Upper
178	37886	100	
179	16.8	0.0	56.6
176	21.3	0.0	60.2



Abundance Ion 178.00 (177.70 to 178.70): 4M0612
 Ion 179.00 (178.70 to 179.70): 4M0612
 Ion 176.00 (175.70 to 176.70): 4M0612



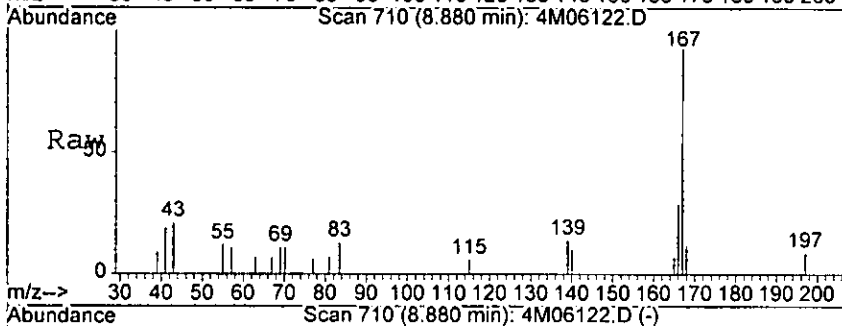
Handwritten signature



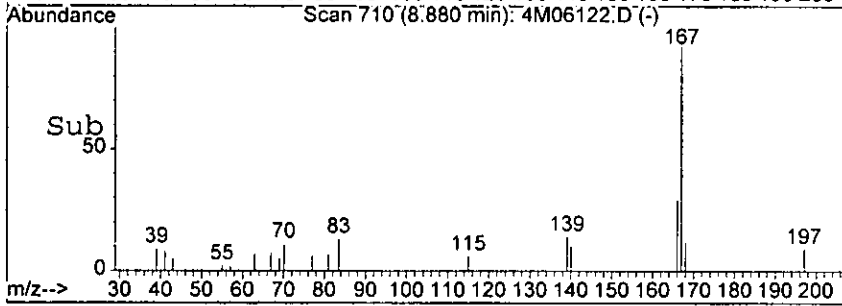
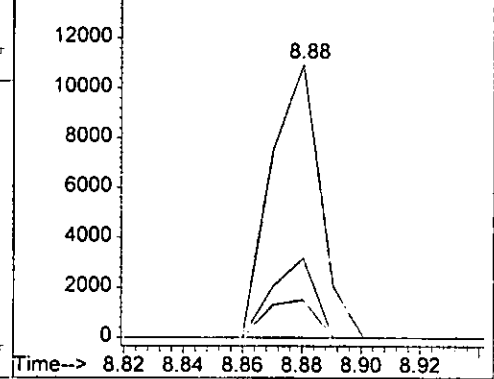
#69
 Carbazole
 Concen: 2.96 ng
 RT: 8.88 min Scan# 710
 Delta R.T. -0.20 min
 Lab File: 4M06122.D
 Acq: 14 Sep 2005 16:15

0951

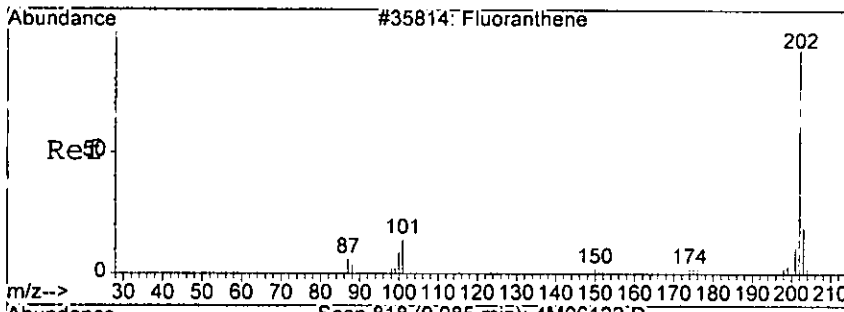
Tgt Ion: 167 Resp: 12590
 Ion Ratio Lower Upper
 167 100
 166 29.0 4.9 44.9
 139 13.7 0.0 33.9



Abundance Ion 167.10 (166.80 to 167.80): 4M0612
 Ion 166.20 (165.90 to 166.90): 4M0612
 Ion 139.05 (138.75 to 139.75): 4M0612

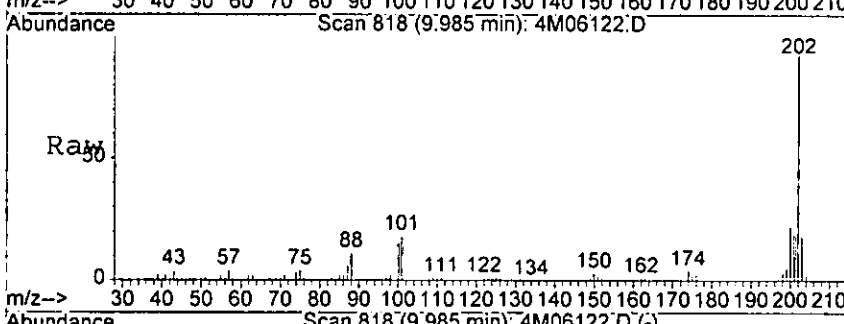


Handwritten signature

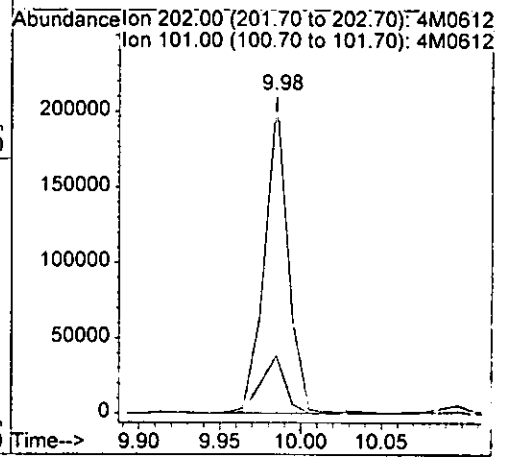
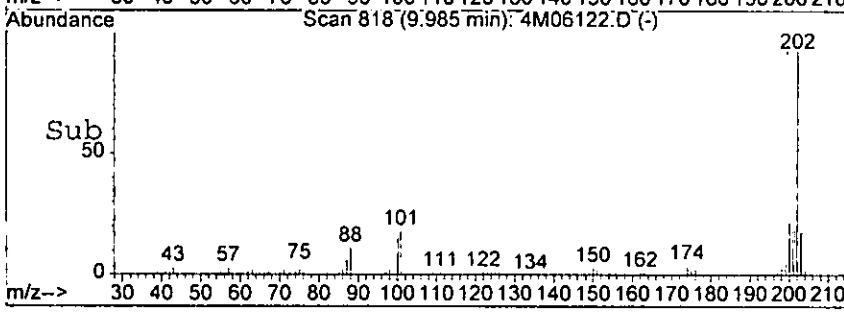


#71
 Fluoranthene
 Concen: 45.24 ng
 RT: 9.98 min Scan# 818
 Delta R.T. -0.22 min
 Lab File: 4M06122.D
 Acq: 14 Sep 2005 16:15

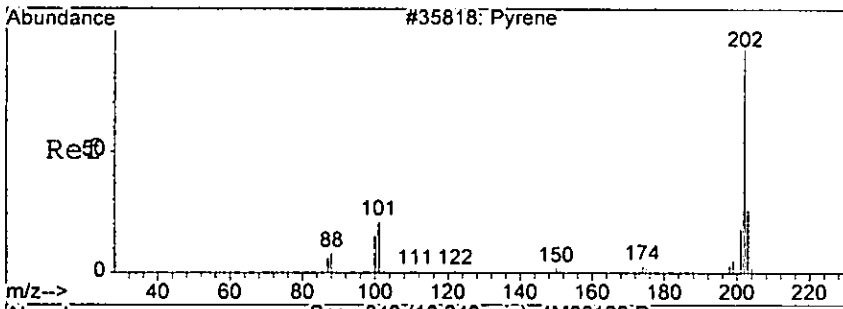
0952



Tgt Ion: 202 Resp: 212529
 Ion Ratio Lower Upper
 202 100
 101 18.2 0.0 58.3



Handwritten signature

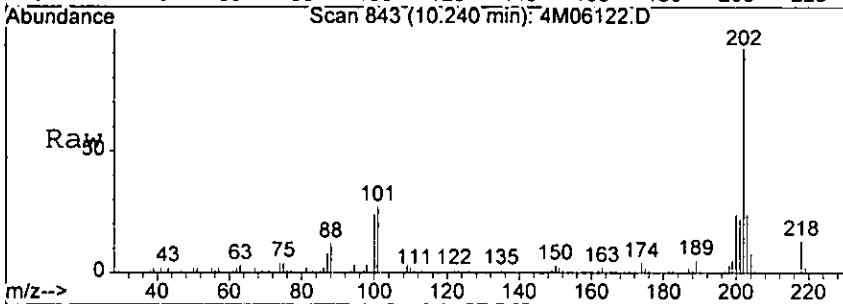


#73
 Pyrene
 Concen: 60.07 ng
 RT: 10.24 min Scan# 843
 Delta R.T. -0.22 min
 Lab File: 4M06122.D
 Acq: 14 Sep 2005 16:15

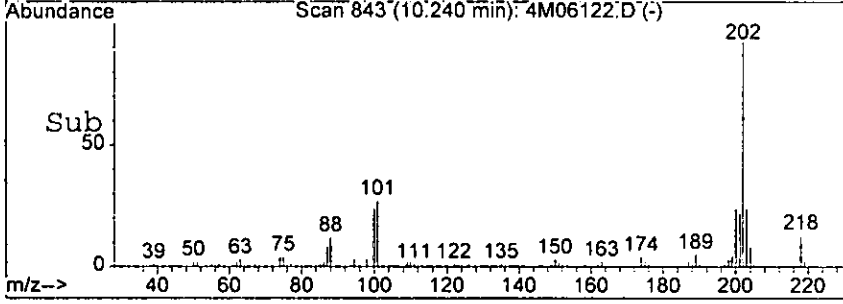
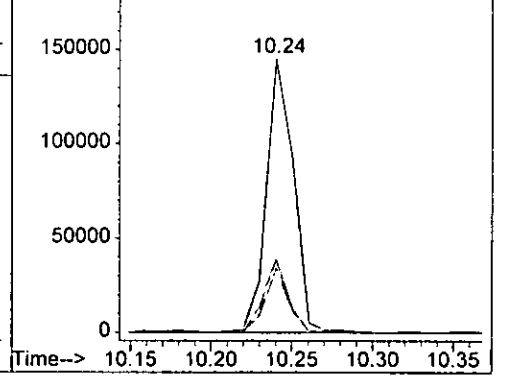
0953

Tgt Ion: 202 Resp: 169329

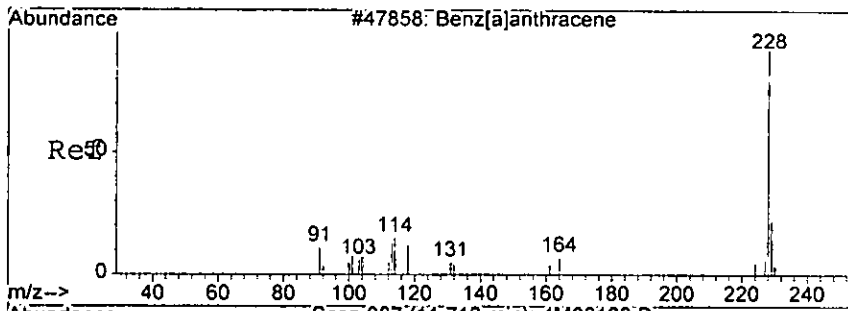
Ion	Ratio	Lower	Upper
202	100		
101	26.8	0.0	62.7
100	23.6	0.0	60.5



Abundance Ion 202.00 (201.70 to 202.70): 4M0612
 200000 Ion 101.00 (100.70 to 101.70): 4M0612
 Ion 100.00 (99.70 to 100.70): 4M06122



Handwritten signature

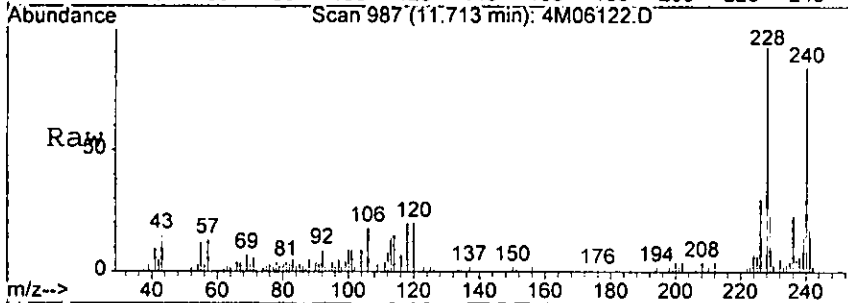


#78
 Benzo[a]anthracene
 Concen: 28.42 ng
 RT: 11.71 min Scan# 987
 Delta R.T. -0.24 min
 Lab File: 4M06122.D
 Acq: 14 Sep 2005 16:15

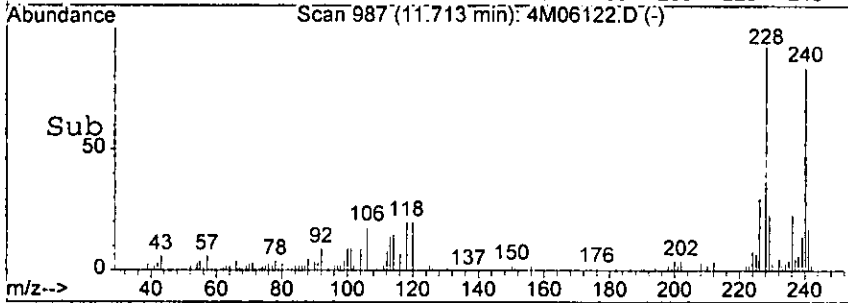
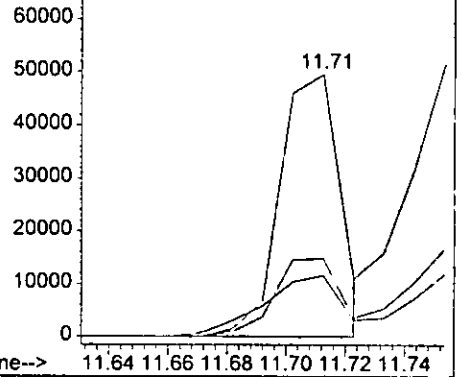
0954

Tgt Ion: 228 Resp: 70507

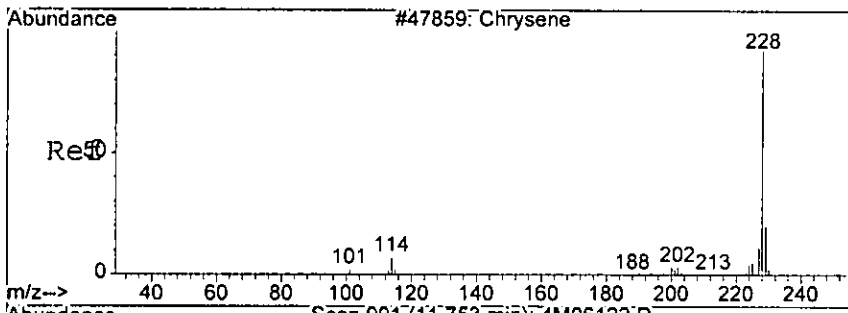
Ion	Ratio	Lower	Upper
228	100		
229	23.4	0.0	60.5
226	29.9	0.0	69.0



Abundance Ion 228.00 (227.70 to 228.70): 4M0612
 70000 Ion 229.00 (228.70 to 229.70): 4M0612
 Ion 226.00 (225.70 to 226.70): 4M0612

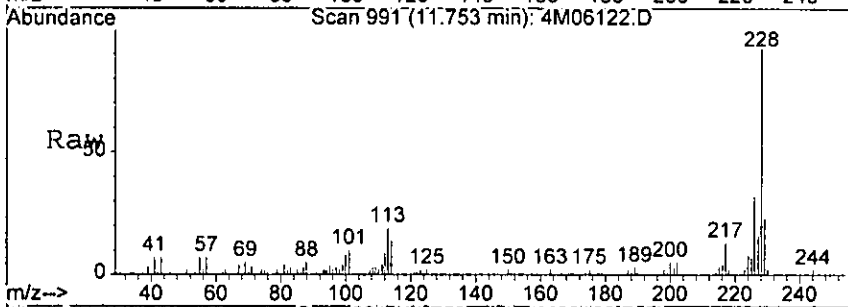


handwritten signature



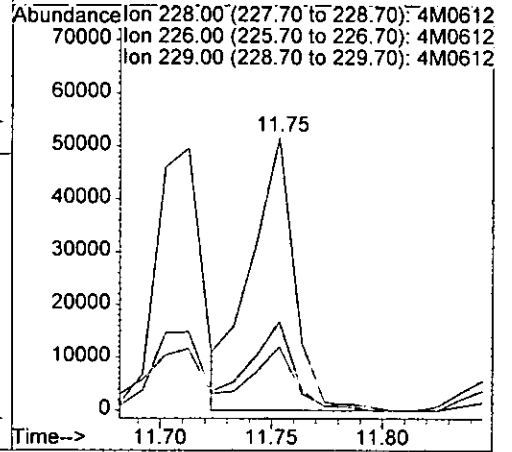
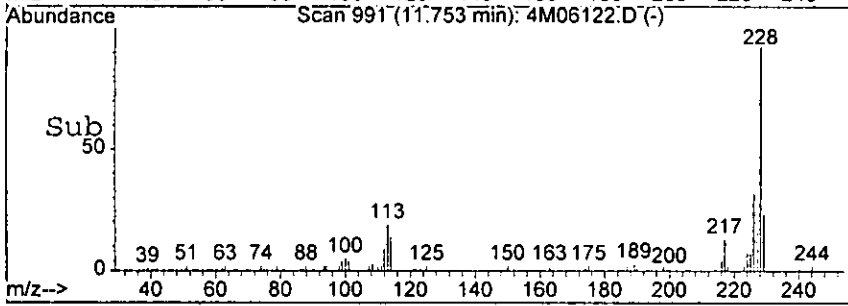
#79
 Chrysene
 Concen: 30.86 ng
 RT: 11.75 min Scan# 991
 Delta R.T. -0.24 min
 Lab File: 4M06122.D
 Acq: 14 Sep 2005 16:15

0955

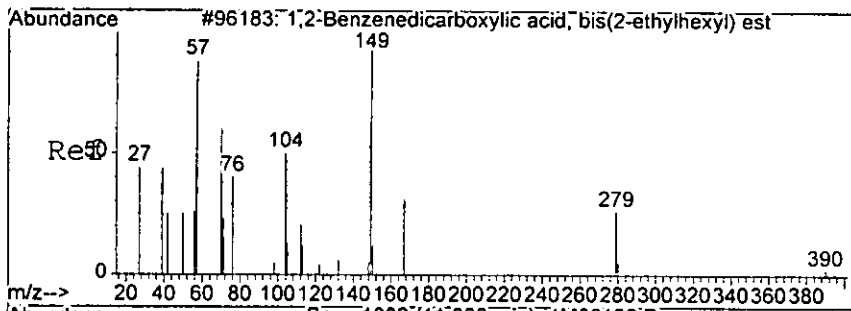


Tgt Ion: 228 Resp: 70201

Ion	Ratio	Lower	Upper
228	100		
226	32.5	12.0	52.0
229	23.2	0.0	61.1

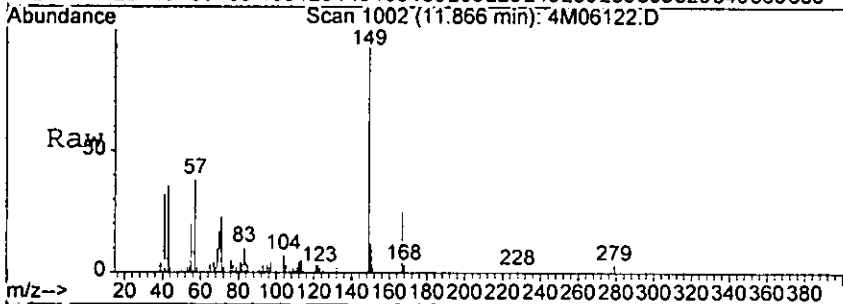


ham

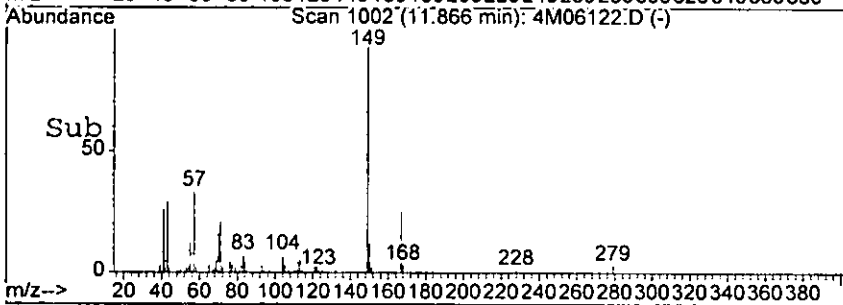
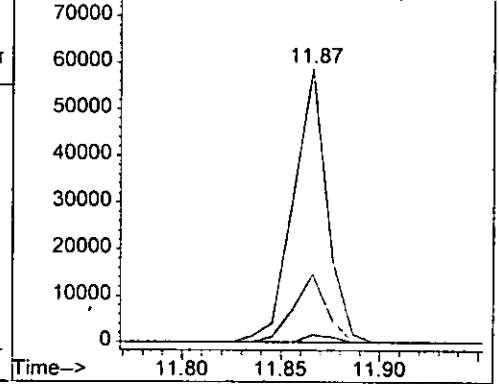


#80
 bis(2-Ethylhexyl)phthalate
 Concn: 31.31 ng
 RT: 11.87 min Scan# 1002
 Delta R.T. -0.23 min
 Lab File: 4M06122.D
 Acq: 14 Sep 2005 16:15

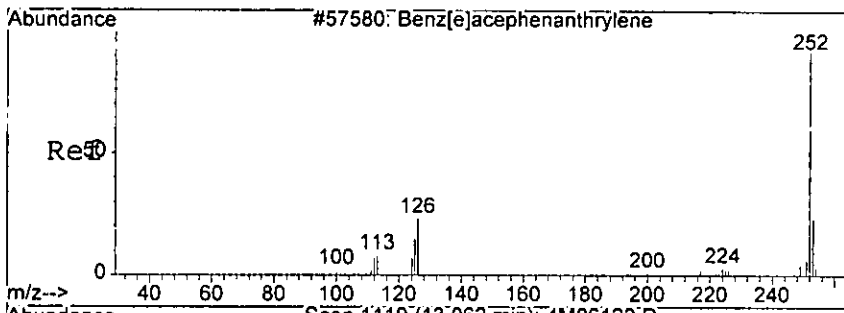
Tgt Ion	Ratio	Lower	Upper
149	100		
167	25.0	0.0	53.9
279	2.7	0.0	43.5



Abundance Ion 149.00 (148.70 to 149.70): 4M0612
 80000 Ion 167.00 (166.70 to 167.70): 4M0612
 Ion 279.00 (278.70 to 279.70): 4M0612

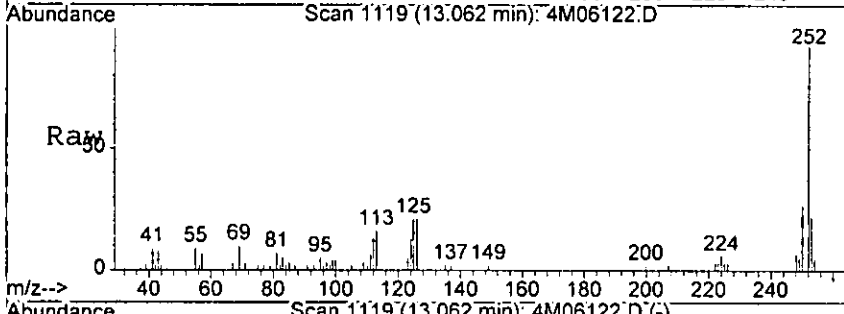


Handwritten signature



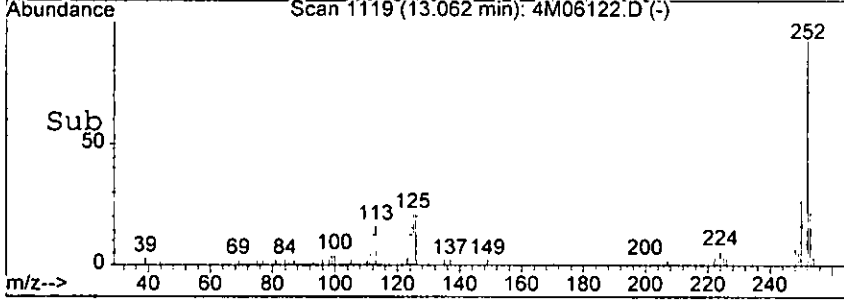
#83
 Benzo[b]fluoranthene
 Concen: 39.84 ng m
 RT: 13.06 min Scan# 1119
 Delta R.T. -0.26 min
 Lab File: 4M06122.D
 Acq: 14 Sep 2005 16:15

#957

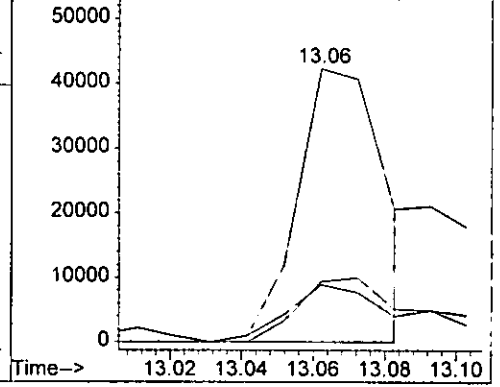


Tgt Ion: 252 Resp: 71489

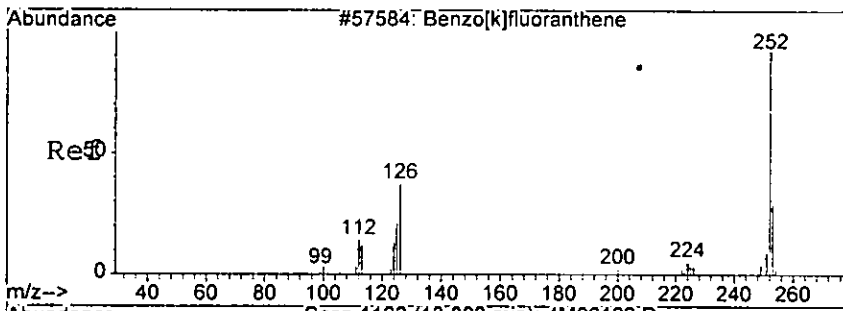
Ion	Ratio	Lower	Upper
252	100		
253	22.3	0.0	63.3
125	21.1	0.0	57.6



Abundance Ion 252.00 (251.70 to 252.70): 4M0612
 Ion 253.00 (252.70 to 253.70): 4M0612
 Ion 125.00 (124.70 to 125.70): 4M0612

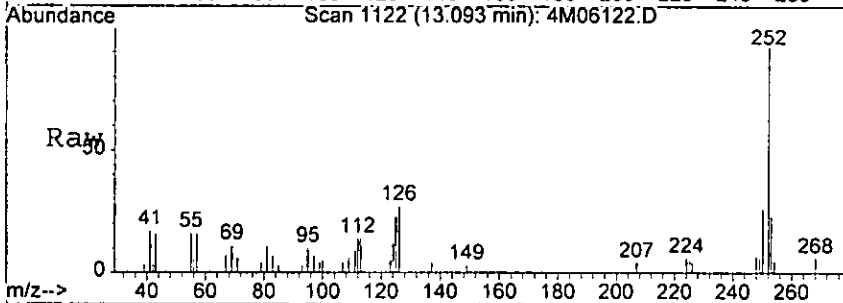


ham



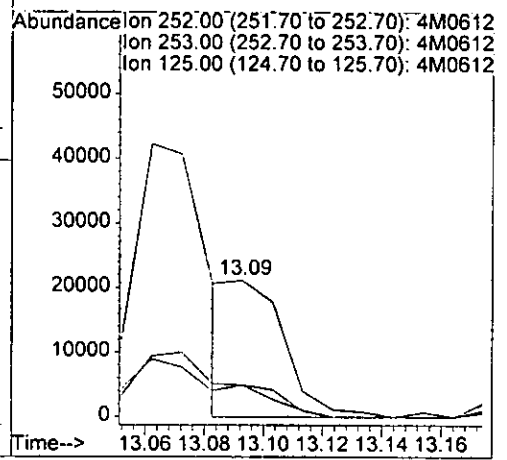
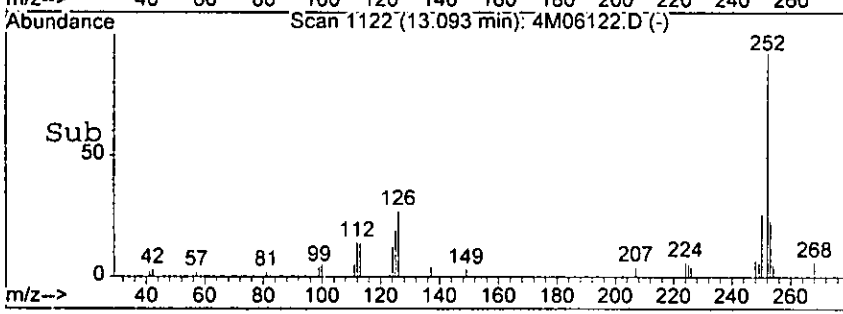
#84
 Benzo[k]fluoranthene
 Concen: 16.74 ng m
 RT: 13.09 min Scan# 1122
 Delta R.T. -0.27 min
 Lab File: 4M06122.D
 Acq: 14 Sep 2005 16:15

0958

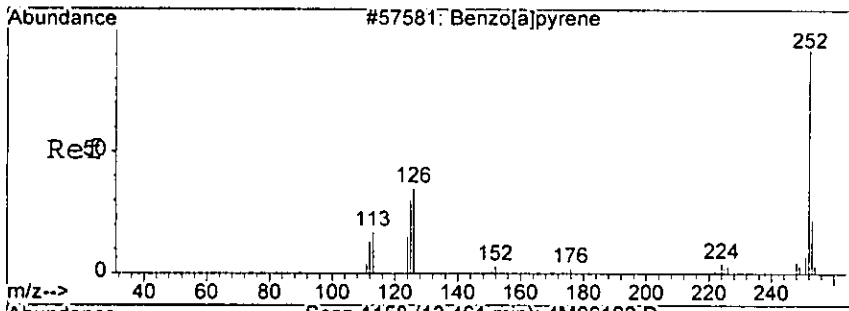


Tgt Ion: 252 Resp: 27522

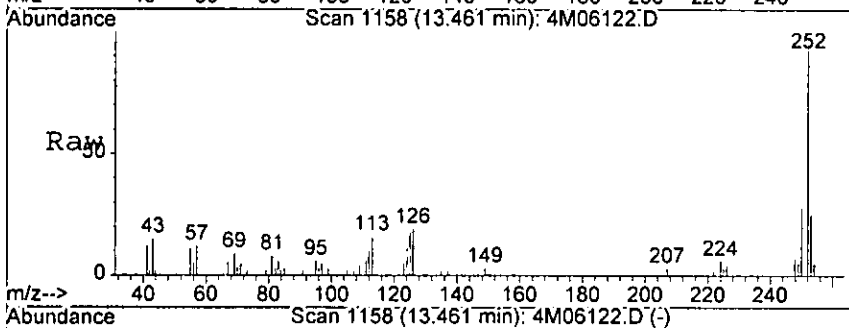
Ion	Ratio	Lower	Upper
252	100		
253	23.4	0.0	63.5
125	23.3	0.0	53.8



handwritten signature

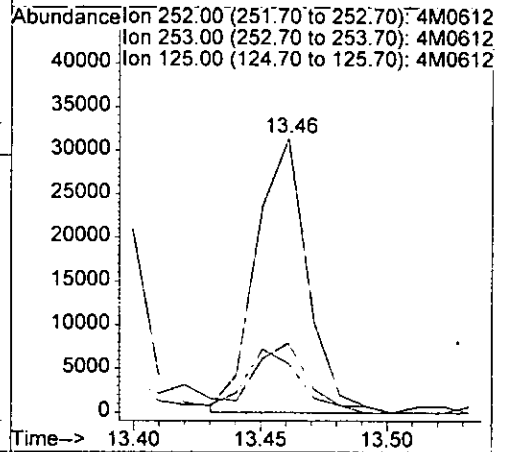
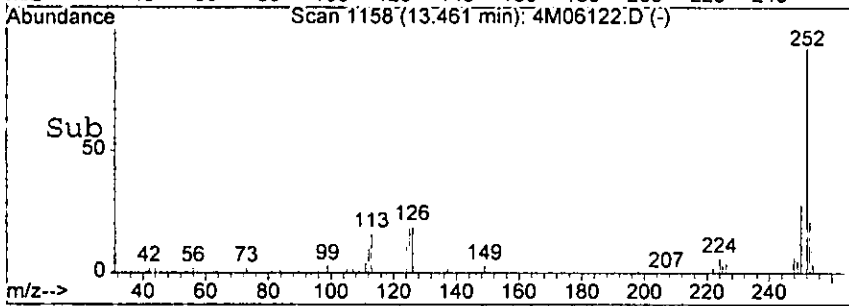


#85
 Benzo[a]pyrene
 Concen: 28.88 ng
 RT: 13.46 min Scan# 1158
 Delta R.T. -0.26 min
 Lab File: 4M06122.D
 Acq: 14 Sep 2005 16:15

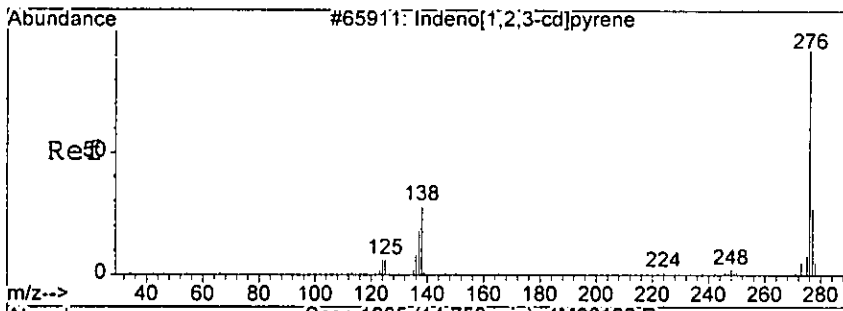


Tgt Ion: 252 Resp: 44363

Ion	Ratio	Lower	Upper
252	100		
253	25.4	0.0	62.9
125	17.8	0.0	57.6

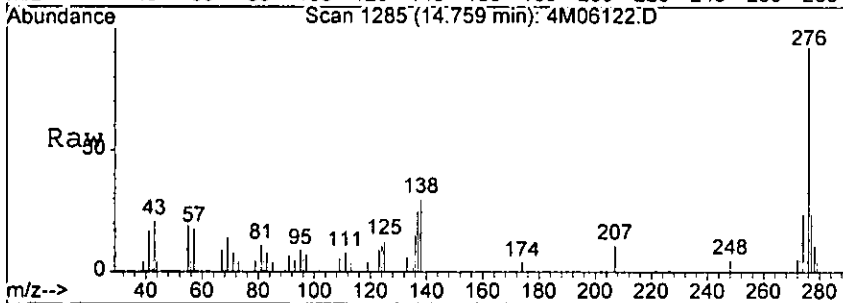


Handwritten signature

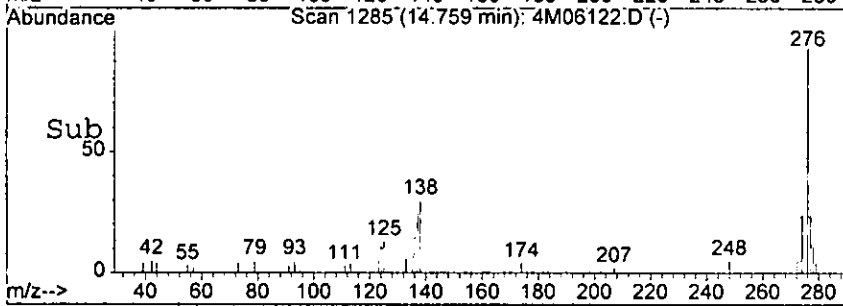
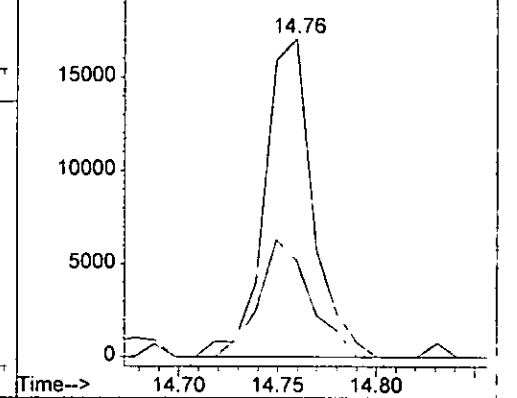


#86
 Indeno[1,2,3-cd]pyrene
 Concen: 19.73 ng
 RT: 14.76 min Scan# 1285
 Delta R.T. -0.27 min
 Lab File: 4M06122.D
 Acq: 14 Sep 2005 16:15

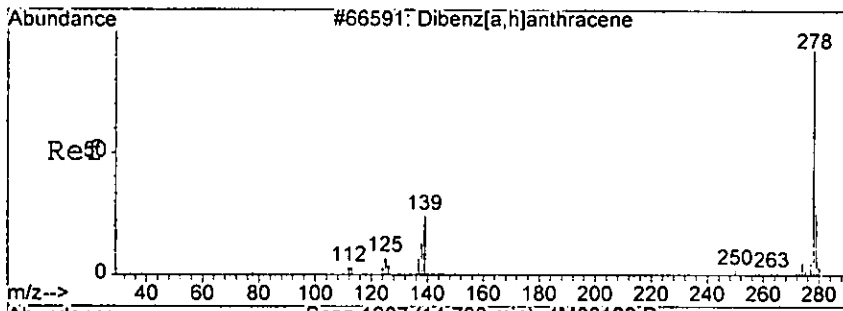
Tgt Ion: 276 Resp: 28730
 Ion Ratio Lower Upper
 276 100
 138 30.5 0.0 73.4



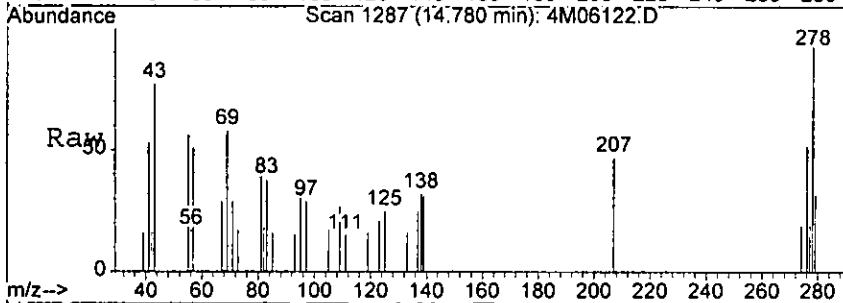
Abundance Ion 276.00 (275.70 to 276.70): 4M0612
 20000 Ion 138.00 (137.70 to 138.70): 4M0612



honor

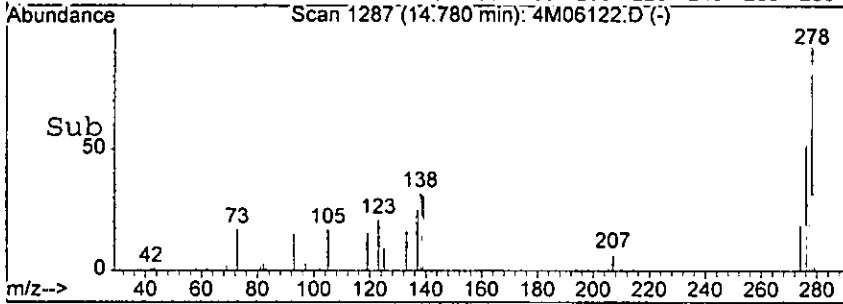


#87
 Dibenzo[a,h]anthracene
 Concen: 8.82 ng
 RT: 14.78 min Scan# 1287
 Delta R.T. -0.27 min
 Lab File: 4M06122.D
 Acq: 14 Sep 2005 16:15

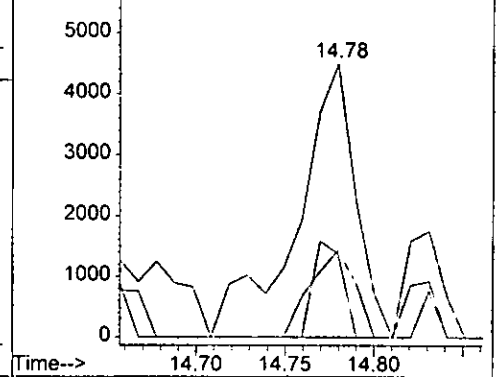


Tgt Ion: 278 Resp: 10314

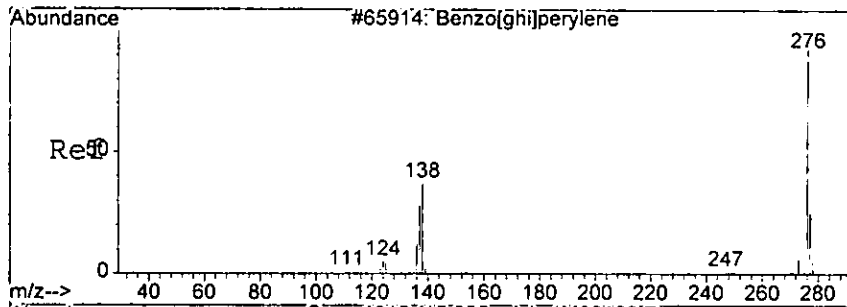
Ion	Ratio	Lower	Upper
278	100		
139	30.6	0.0	63.8
279	32.1	0.0	64.0



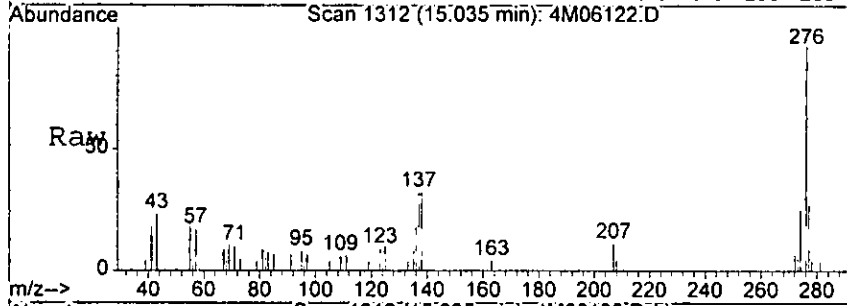
Abundance Ion 278.00 (277.70 to 278.70): 4M0612
 Ion 139.00 (138.70 to 139.70): 4M0612
 Ion 279.00 (278.70 to 279.70): 4M0612



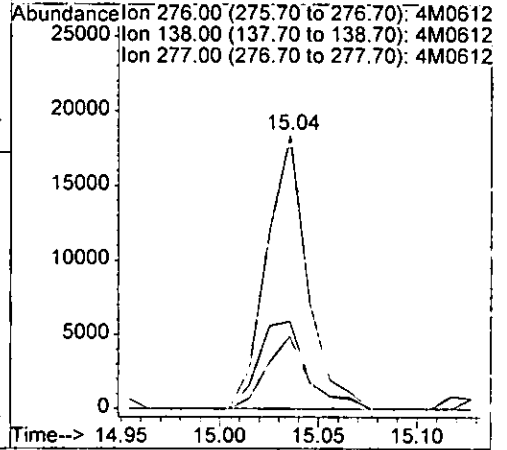
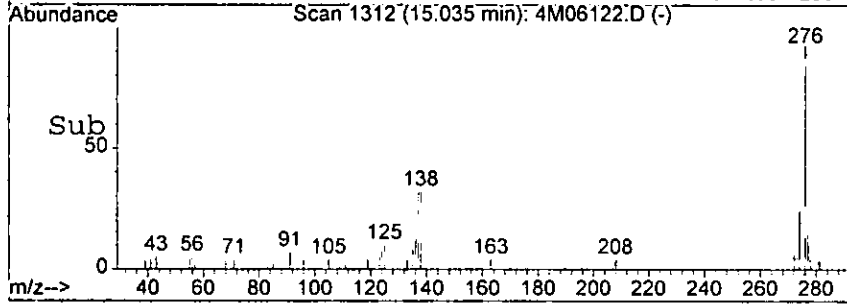
hasar



#88
 Benzo[g,h,i]perylene
 Concen: 23.52 ng
 RT: 15.04 min Scan# 1312
 Delta R.T. -0.27 min
 Lab File: 4M06122.D
 Acq: 14 Sep 2005 16:15



Tgt Ion	Ratio	Lower	Upper
276	100		
138	32.0	0.0	74.1
277	26.7	0.0	65.0



Handwritten signature

Form1

ORGANICS SEMIVOLATILE REPORT

0963

Sample Number: AC19506-012
 Client Id: PCTP73 (9.5)
 Data File: 4M06123.D
 Analysis Date: 09/14/05 16:39
 Date Rec/Extracted: 09/09/05-09/13/05

Matrix: Soil
 Initial Vol: 30g
 Final Vol: 1ml
 Dilution: 1
 Solids: 79

Units: mg/Kg

Cas #	Compound	RL	Conc	Cas #	Compound	RL	Conc
120-82-1	1,2,4-Trichlorobenzene	0.011	U	205-99-2	Benzo[b]fluoranthene	0.013	1.4
95-50-1	1,2-Dichlorobenzene	0.019	U	191-24-2	Benzo[g,h,i]perylene	0.0080	0.61
122-66-7	1,2-Diphenylhydrazine	0.012	U	207-08-9	Benzo[k]fluoranthene	0.014	0.38
541-73-1	1,3-Dichlorobenzene	0.018	U	111-91-1	bis(2-Chloroethoxy)methan	0.0096	U
106-46-7	1,4-Dichlorobenzene	0.021	U	111-44-4	bis(2-Chloroethyl)ether	0.022	U
95-95-4	2,4,5-Trichlorophenol	0.57	U	108-60-1	bis(2-chloroisopropyl)ether	0.014	U
88-06-2	2,4,6-Trichlorophenol	1.0	U	117-81-7	bis(2-Ethylhexyl)phthalat	0.038	0.18
120-83-2	2,4-Dichlorophenol	0.068	U	85-68-7	Butylbenzylphthalate	0.017	U
105-67-9	2,4-Dimethylphenol	0.058	U	86-74-8	Carbazole	0.012	0.088
51-28-5	2,4-Dinitrophenol	0.29	U	218-01-9	Chrysene	0.0087	1.0
121-14-2	2,4-Dinitrotoluene	0.016	U	84-74-2	Di-n-butylphthalate	0.0094	U
606-20-2	2,6-Dinitrotoluene	0.017	U	117-84-0	Di-n-octylphthalate	0.010	U
91-58-7	2-Chloronaphthalene	0.012	U	53-70-3	Dibenzo[a,h]anthracene	0.015	0.27
95-57-8	2-Chlorophenol	0.086	U	132-64-9	Dibenzofuran	0.054	0.070
91-57-6	2-Methylnaphthalene	0.054	0.085	84-66-2	Diethylphthalate	0.012	U
95-48-7	2-Methylphenol	0.20	U	131-11-3	Dimethylphthalate	0.0095	U
88-74-4	2-Nitroaniline	0.030	U	206-44-0	Fluoranthene	0.012	1.5
88-75-5	2-Nitrophenol	0.049	U	86-73-7	Fluorene	0.011	0.092
106-44-5	3&4-Methylphenol	0.22	U	118-74-1	Hexachlorobenzene	0.020	U
91-94-1	3,3'-Dichlorobenzidine	0.092	U	87-68-3	Hexachlorobutadiene	0.018	U
99-09-2	3-Nitroaniline	0.17	U	77-47-4	Hexachlorocyclopentadiene	0.11	U
534-52-1	4,6-Dinitro-2-methylphenol	0.080	U	67-72-1	Hexachloroethane	0.031	U
101-55-3	4-Bromophenyl-phenylether	0.016	U	193-39-5	Indeno[1,2,3-cd]pyrene	0.0058	0.57
59-50-7	4-Chloro-3-methylphenol	0.11	U	78-59-1	Isophorone	0.013	U
106-47-8	4-Chloroaniline	0.33	U	621-64-7	N-Nitroso-di-n-propylamine	0.020	U
7005-72-3	4-Chlorophenyl-phenylether	0.020	U	62-75-9	N-Nitrosodimethylamine	0.50	U
100-01-6	4-Nitroaniline	0.10	U	86-30-6	n-Nitrosodiphenylamine	0.020	U
100-02-7	4-Nitrophenol	0.075	U	91-20-3	Naphthalene	0.0099	0.12
83-32-9	Acenaphthene	0.018	0.10	98-95-3	Nitrobenzene	0.017	U
208-96-8	Acenaphthylene	0.0098	0.061	87-86-5	Pentachlorophenol	0.052	U
120-12-7	Anthracene	0.011	0.25	85-01-8	Phenanthrene	0.0097	1.0
92-87-5	Benzidine	0.096	U	108-95-2	Phenol	0.064	U
56-55-3	Benzo[a]anthracene	0.0074	1.1	129-00-0	Pyrene	0.0098	2.1
50-32-8	Benzo[a]pyrene	0.0097	0.92				

Worksheet #: 19611

Total Target Concentration 11.896

U - Indicates the compound was analyzed but not detected.
 B - Indicates the analyte was found in the blank as well as in the sample.
 E - Indicates the analyte concentration exceeds the calibration range of the instrument.

R - Retention Time Out
 J - Indicates an estimated value when a compound is detected at less than the specified detection limit.

Data File : G:\GcMsData\2005\Gcms_4\Data\09-14-05\4M06123.D Vial: 1
 Acq On : 14 Sep 2005 16:39 Operator: AHD
 Sample : AC19506-012 Inst : GCMS_4
 Misc : S,BNA Multiplr: 1.00
 MS Integration Params: RTEINT.P
 Quant Time: Sep 22 16:15 2005

Quant Results File: 4M_0901.RES

Quant Method : G:\GCMSDATA\2005\GCMS_4\METHODS\4M_0901.M (RTE Integrator)
 Title : @GCMS_4,mg,625,8270
 Last Update : Fri Sep 02 08:08:19 2005
 Response via : Initial Calibration
 DataAcq Meth : 4M_0901

Internal Standards	R.T.	QIon	Response	Conc	Units	Dev (Min)
1) 1,4-Dichlorobenzene-d4	4.53	152	67700	40.00	ng	-0.15
19) Naphthalene-d8	5.52	136	214684	40.00	ng	-0.15
35) Acenaphthene-d10	7.03	164	116452	40.00	ng	-0.18
59) Phenanthrene-d10	8.59	188	175674	40.00	ng	-0.20
72) Chrysene-d12	11.72	240	84839	40.00	ng	-0.24
81) Perylene-d12	13.53	264	47423	40.00	ng	-0.26

System Monitoring Compounds

4) 2-Fluorophenol	3.34	112	282040	135.71	ng	-0.17
Spiked Amount	200.000		Recovery	=	67.86%	
7) Phenol-d5	4.28	99	424830	161.66	ng	-0.13
Spiked Amount	200.000		Recovery	=	80.83%	
20) Nitrobenzene-d5	4.99	128	82776	73.72	ng	-0.14
Spiked Amount	100.000		Recovery	=	73.72%	
40) 2-Fluorobiphenyl	6.41	172	276449	67.27	ng	-0.17
Spiked Amount	100.000		Recovery	=	67.27%	
62) 2,4,6-Tribromophenol	7.84	332	89853	127.89	ng	-0.20
Spiked Amount	200.000		Recovery	=	63.94%	
75) Terphenyl-d14	10.48	244	230593	99.86	ng	-0.21
Spiked Amount	100.000		Recovery	=	99.86%	

Target Compounds

Target Compounds	R.T.	QIon	Response	Conc	Units	Qvalue
29) Naphthalene	5.55	128	16196	2.88	ng	98
33) 2-Methylnaphthalene	6.10	142	7157	2.01	ng	96
46) Acenaphthylene	6.89	152	7631	1.44	ng	89
49) Acenaphthene	7.06	153	8496	2.37	ng	94
52) Dibenzofuran	7.23	168	8314	1.67	ng	94
55) Fluorene	7.58	166	7518	2.18	ng	88
67) Phenanthrene	8.61	178	111391	24.11	ng	98
68) Anthracene	8.67	178	30114	5.97	ng	98
69) Carbazole	8.88	167	9825	2.09	ng	88
71) Fluoranthene	9.98	202	185749	35.80	ng	94
73) Pyrene	10.25	202	162970	50.03	ng	89
78) Benzo[a]anthracene	11.71	228	72656	25.34	ng	95
79) Chrysene	11.75	228	63345	24.09	ng	97
80) bis(2-Ethylhexyl)phthalate	11.86	149	10778	4.20	ng	96
83) Benzo[b]fluoranthene	13.07	252	67135m	33.21	ng	
84) Benzo[k]fluoranthene	13.10	252	16682m	9.01	ng	
85) Benzo[a]pyrene	13.46	252	37563	21.71	ng	96
86) Indeno[1,2,3-cd]pyrene	14.76	276	22264	13.57	ng	87
87) Dibenzo[a,h]anthracene	14.78	278	8472	6.43	ng	81

(#) = qualifier out of range (m) = manual integration

4M06123.D 4M_0901.M

Thu Sep 22 16:34:49 2005

RPT1

Page 1

Data File : G:\GcMsData\2005\Gcms_4\Data\09-14-05\4M06123.D Vial: 1
 Acq On : 14 Sep 2005 16:39 Operator: AHD
 Sample : AC19506-012 Inst : GCMS_4
 Misc : S,BNA Multiplr: 1.00
 MS Integration Params: RTEINT.P
 Quant Time: Sep 22 16:15 2005 Quant Results File: 4M_0901.RES

Quant Method : G:\GCMSDATA\2005\GCMS_4\METHODS\4M_0901.M (RTE Integrator)
 Title : @GCMS_4,mg,625,8270
 Last Update : Fri Sep 02 08:08:19 2005
 Response via : Initial Calibration
 DataAcq Meth : 4M_0901

Compound	R.T.	QIon	Response	Conc	Unit	Qvalue
88) Benzo[g,h,i]perylene	15.03	276	18348	14.48	ng	96

 (#) = qualifier out of range (m) = manual integration

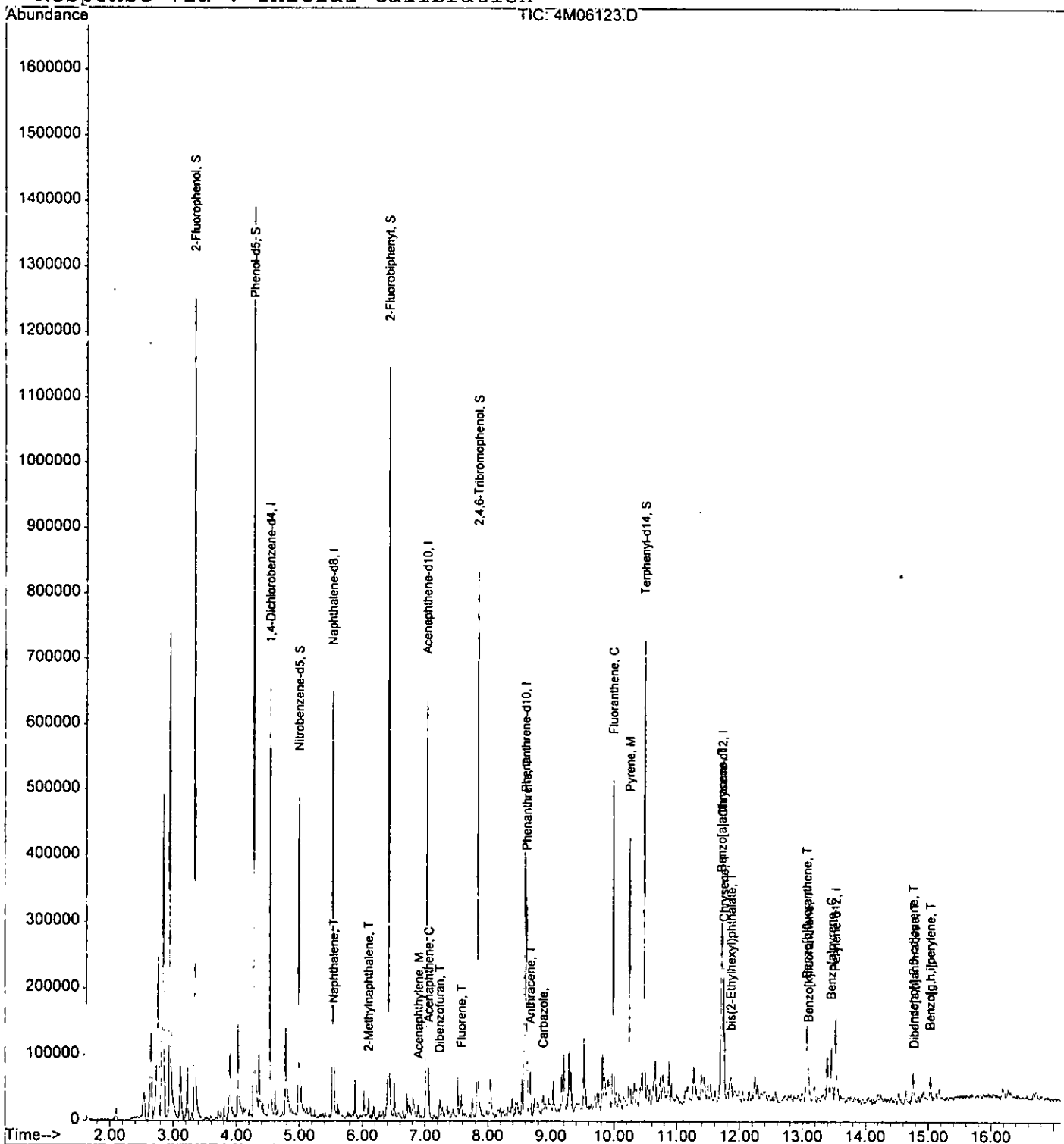
Quantitation Report

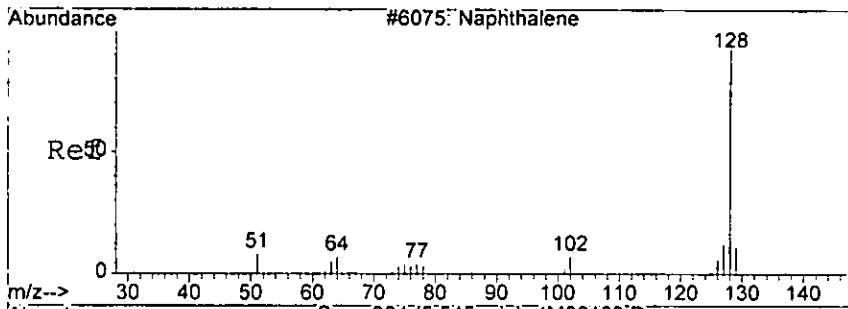
98169

Data File : G:\GcMsData\2005\Gcms_4\Data\09-14-05\4M06123.D Vial: 3
 Acq On : 14 Sep 2005 16:39 Operator: AHD
 Sample : AC19506-012 Inst : GCMS_4
 Misc : S,BNA Multiplr: 1.00
 MS Integration Params: RTEINT.P
 Quant Time: Sep 22 16:15 2005

Quant Results File: 4M_0901.RES

Method : G:\GCMSDATA\2005\GCMS_4\METHODS\4M_0901.M (RTE Integrator)
 Title : @GCMS_4,mg,625,8270
 Last Update : Thu Sep 01 11:26:24 2005
 Response via : Initial Calibration

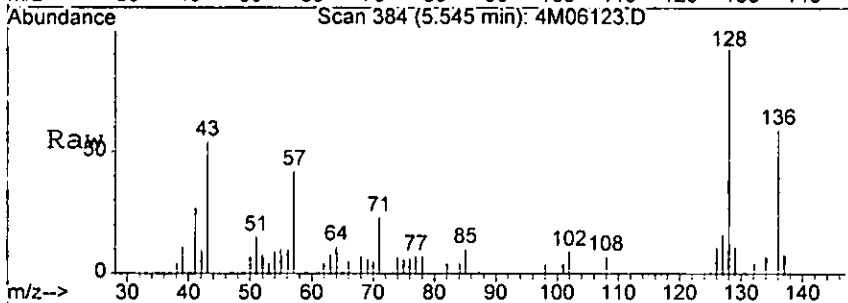




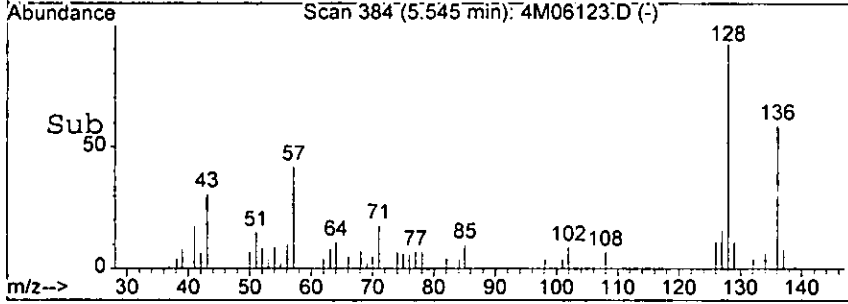
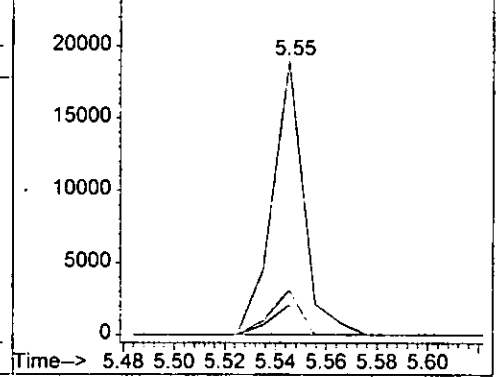
#29
 Naphthalene
 Concen: 2.88 ng
 RT: 5.55 min Scan# 384
 Delta R.T. -0.15 min
 Lab File: 4M06123.D
 Acq: 14 Sep 2005 16:39

#967

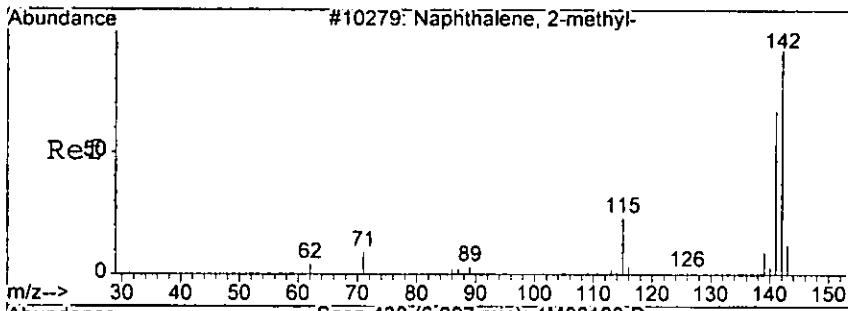
Tgt Ion	Resp	Lower	Upper
128	16196		
129	10.8	0.0	51.8
127	16.3	0.0	57.0



Abundance Ion 128.00 (127.70 to 128.70): 4M0612
 Ion 129.00 (128.70 to 129.70): 4M0612
 Ion 127.00 (126.70 to 127.70): 4M0612



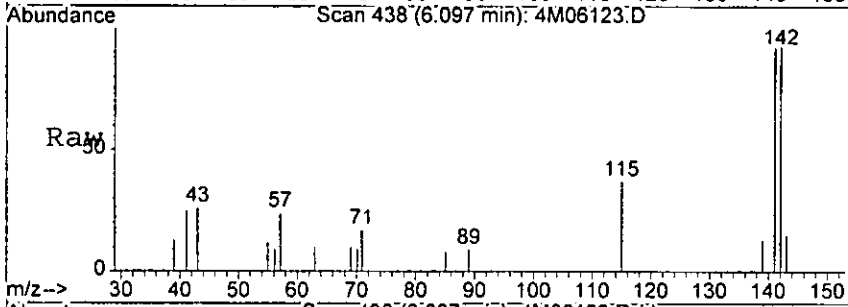
handwritten signature



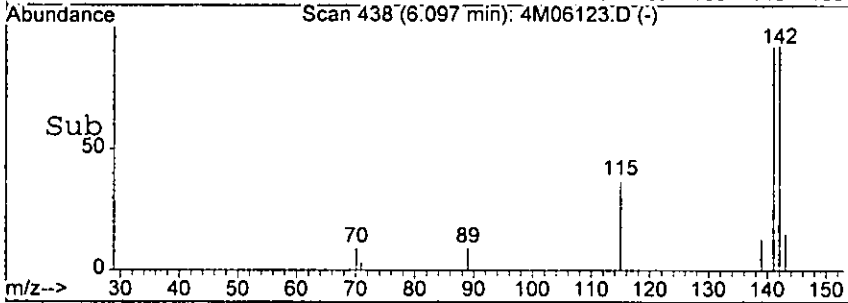
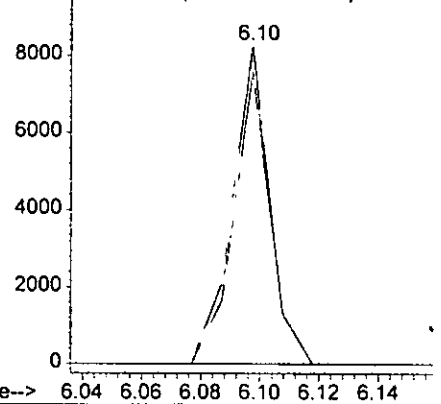
#33
 2-Methylnaphthalene
 Concen: 2.01 ng
 RT: 6.10 min Scan# 438
 Delta R.T. -0.16 min
 Lab File: 4M06123.D
 Acq: 14 Sep 2005 16:39

8968

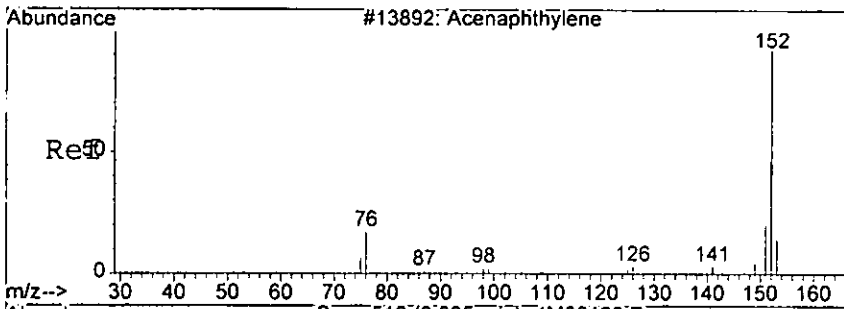
Tgt Ion:142 Resp: 7157
 Ion Ratio Lower Upper
 142 100
 141 91.9 55.7 135.7



Abundance Ion 142.00 (141.70 to 142.70): 4M0612
 Ion 141.00 (140.70 to 141.70): 4M0612



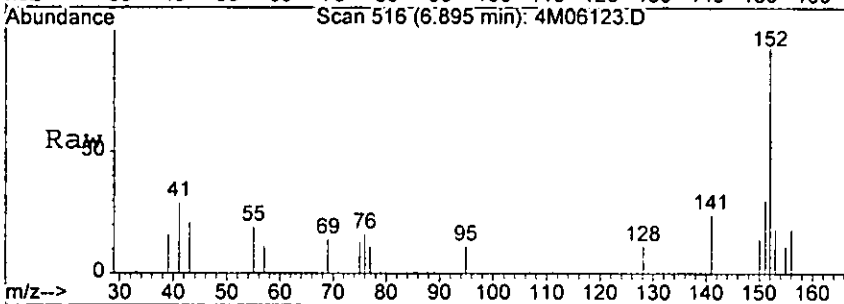
hgr



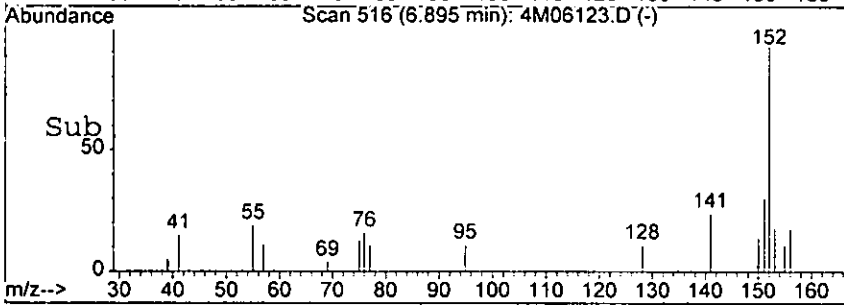
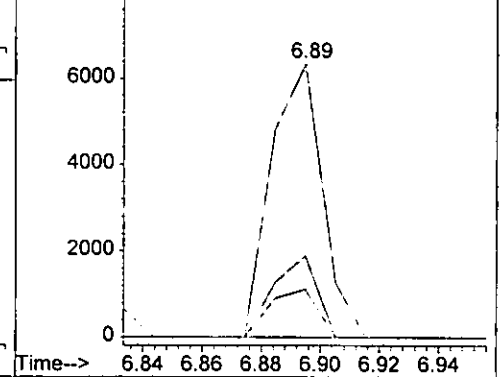
#46
 Acenaphthylene
 Concen: 1.44 ng
 RT: 6.89 min Scan# 516
 Delta R.T. -0.18 min
 Lab File: 4M06123.D
 Acq: 14 Sep 2005 16:39

0969

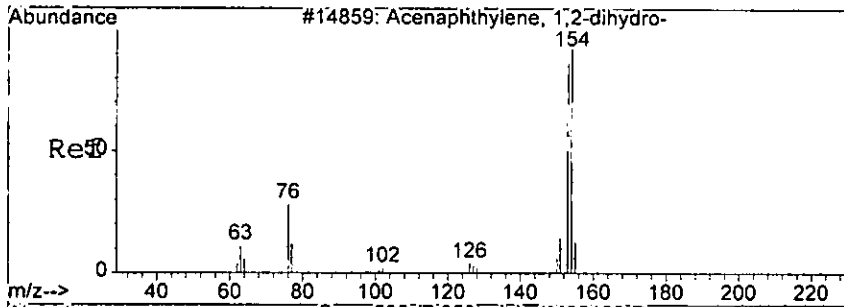
Tgt Ion	Resp	Lower	Upper
152	100		
151	29.8	0.0	63.6
153	17.5	0.0	53.8



Abundance Ion 152.00 (151.70 to 152.70): 4M0612
 Ion 151.00 (150.70 to 151.70): 4M0612
 Ion 153.00 (152.70 to 153.70): 4M0612



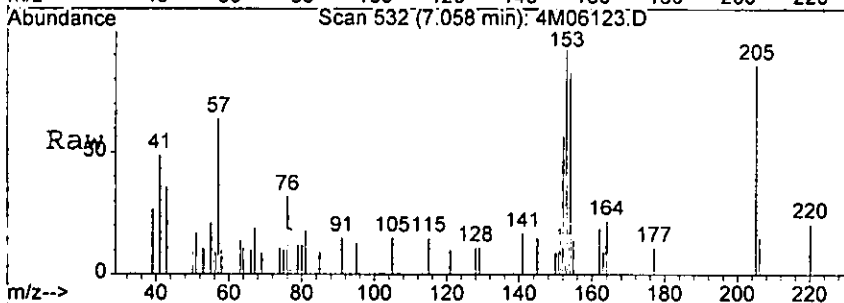
Handwritten signature



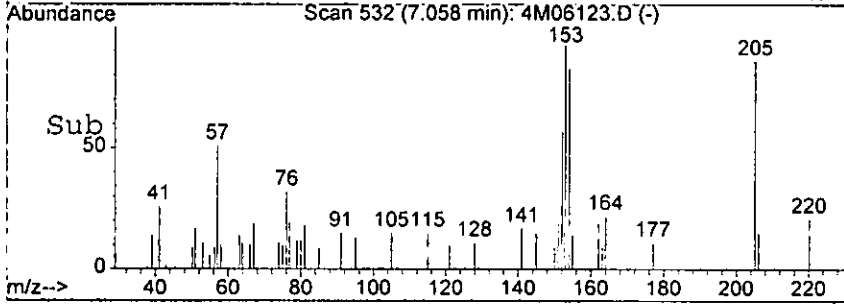
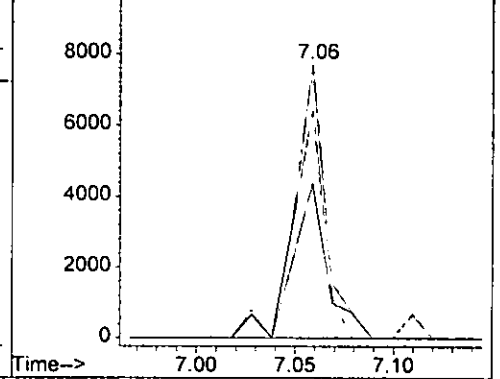
#49
 Acenaphthene
 Concen: 2.37 ng
 RT: 7.06 min Scan# 532
 Delta R.T. -0.19 min
 Lab File: 4M06123.D
 Acq: 14 Sep 2005 16:39

0578

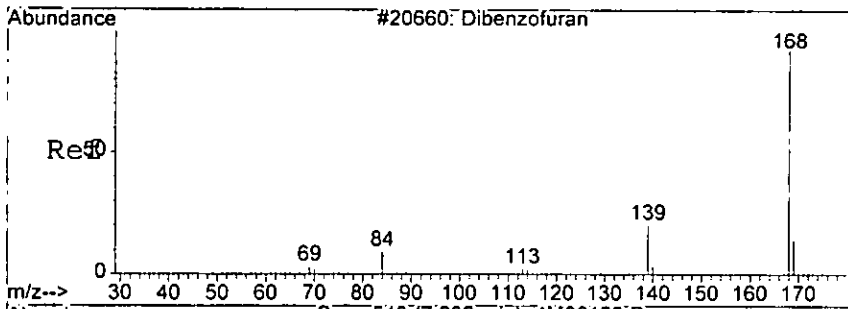
Tgt Ion:	153	Resp:	8496
Ion Ratio	Lower	Upper	
153	100		
152	56.8	8.3	88.3
154	83.5	45.1	125.1



Abundance Ion 153.00 (152.70 to 153.70): 4M0612
 Ion 152.00 (151.70 to 152.70): 4M0612
 Ion 154.00 (153.70 to 154.70): 4M0612



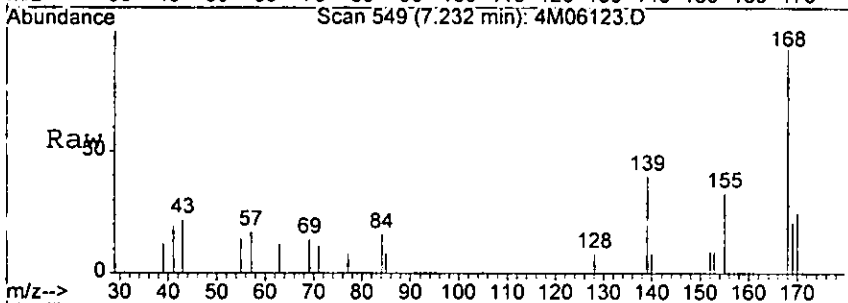
Wasser



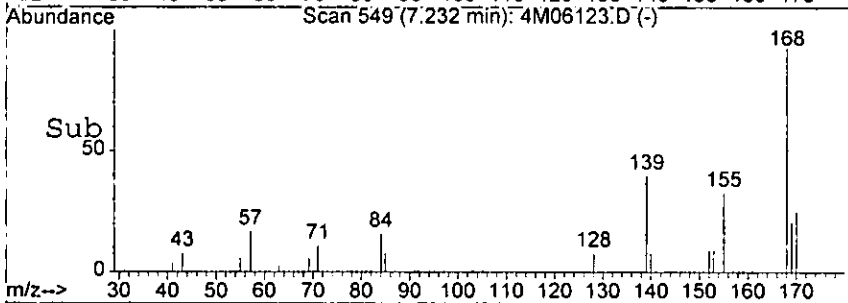
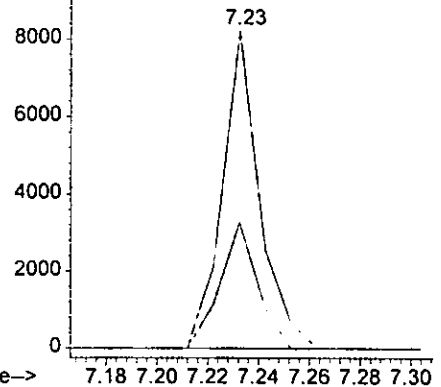
#52
 Dibenzofuran
 Concen: 1.67 ng
 RT: 7.23 min Scan# 549
 Delta R.T. -0.19 min
 Lab File: 4M06123.D
 Acq: 14 Sep 2005 16:39

0971

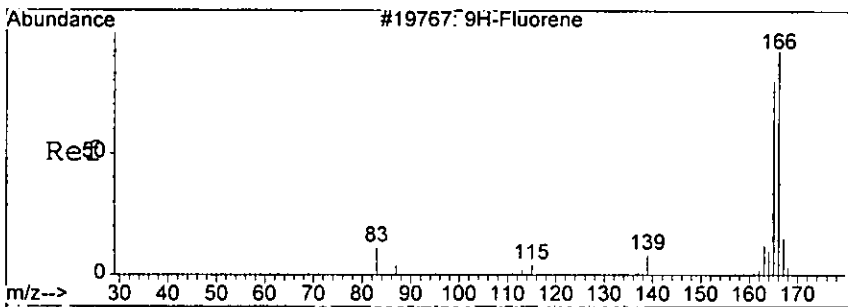
Tgt Ion: 168 Resp: 8314
 Ion Ratio Lower Upper
 168 100
 139 39.8 6.0 66.0



Abundance Ion 168.00 (167.70 to 168.70): 4M0612
 Ion 139.00 (138.70 to 139.70): 4M0612



handwritten signature

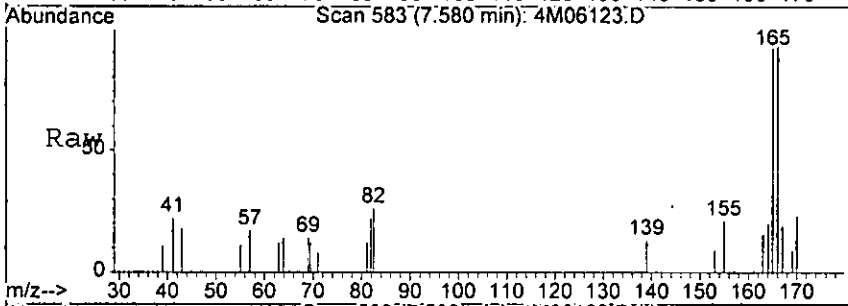


#55
 Fluorene
 Concen: 2.18 ng
 RT: 7.58 min Scan# 583
 Delta R.T. -0.19 min
 Lab File: 4M06123.D
 Acq: 14 Sep 2005 16:39

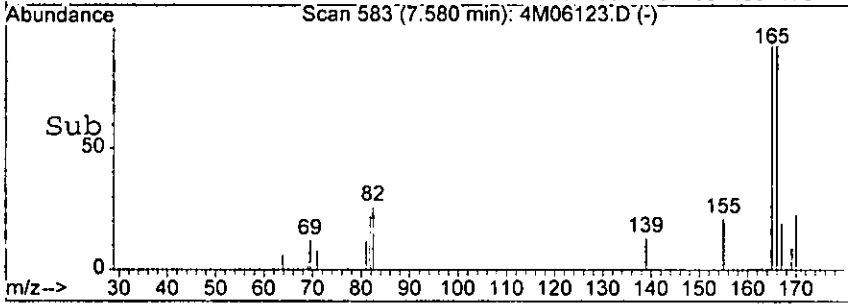
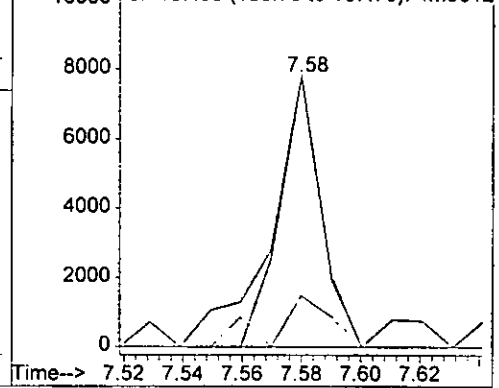
0972

Tgt Ion:166 Resp: 7518

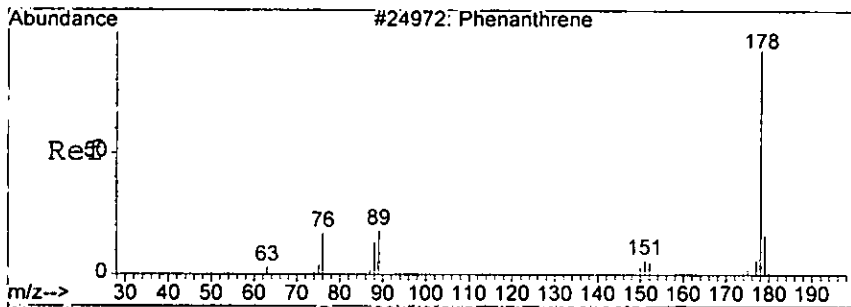
Ion	Ratio	Lower	Upper
166	100		
165	91.2	63.3	143.3
167	19.0	0.0	54.6



Abundance Ion 166.00 (165.70 to 166.70): 4M0612
 Ion 165.00 (164.70 to 165.70): 4M0612
 Ion 167.00 (166.70 to 167.70): 4M0612



hgar

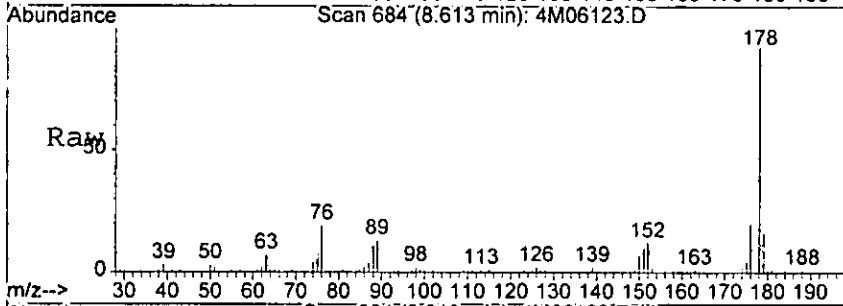


#67
 Phenanthrene
 Concen: 24.11 ng
 RT: 8.61 min Scan# 684
 Delta R.T. -0.21 min
 Lab File: 4M06123.D
 Acq: 14 Sep 2005 16:39

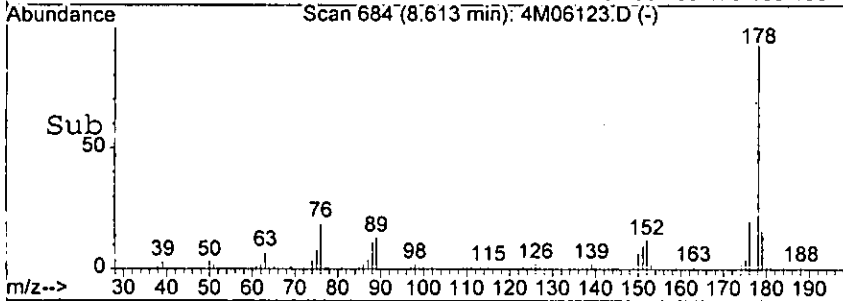
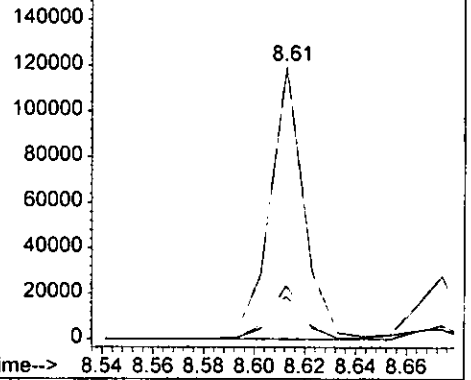
5973

Tgt Ion: 178 Resp: 111391

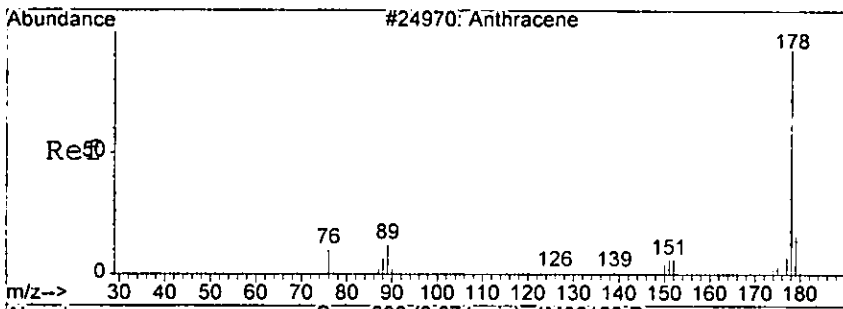
Ion	Ratio	Lower	Upper
178	100		
179	15.8	0.0	56.6
176	19.6	0.0	60.5



Abundance Ion 178.00 (177.70 to 178.70): 4M0612
 160000 Ion 179.00 (178.70 to 179.70): 4M0612
 Ion 176.00 (175.70 to 176.70): 4M0612



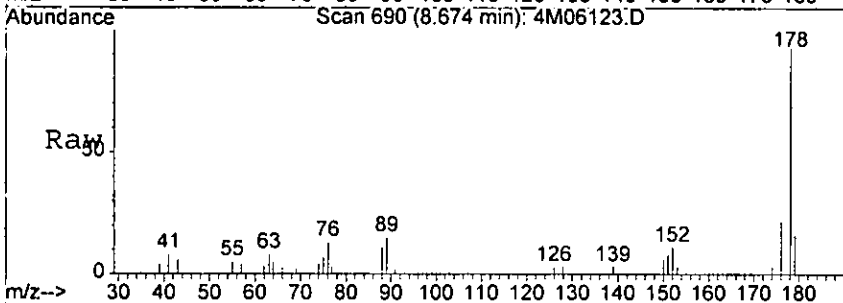
handwritten signature



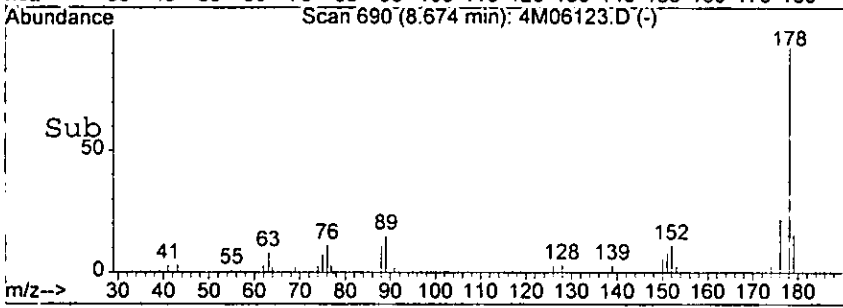
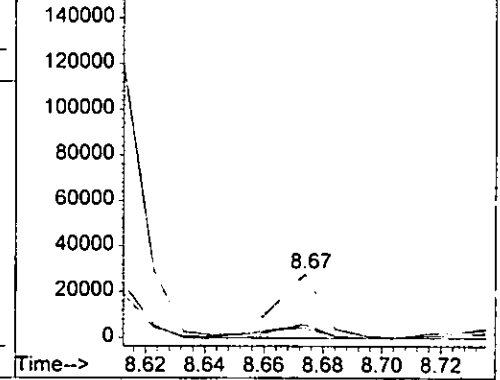
#68
 Anthracene
 Concen: 5.97 ng
 RT: 8.67 min Scan# 690
 Delta R.T. -0.20 min
 Lab File: 4M06123.D
 Acq: 14 Sep 2005 16:39

8976

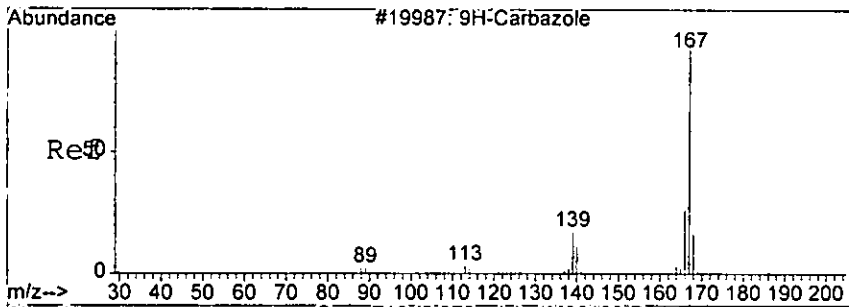
Tgt Ion	Resp	Lower	Upper
178	30114		
178	100		
179	16.2	0.0	56.6
176	21.6	0.0	60.2



Abundance Ion 178.00 (177.70 to 178.70): 4M0612
 Ion 179.00 (178.70 to 179.70): 4M0612
 Ion 176.00 (175.70 to 176.70): 4M0612



handwritten signature

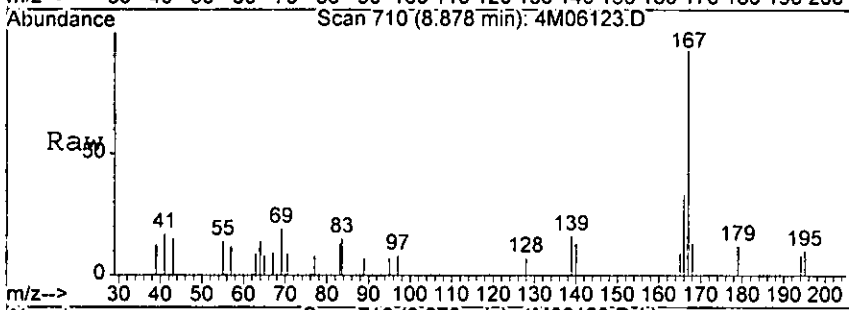


#69
 Carbazole
 Concen: 2.09 ng
 RT: 8.88 min Scan# 710
 Delta R.T. -0.20 min
 Lab File: 4M06123.D
 Acq: 14 Sep 2005 16:39

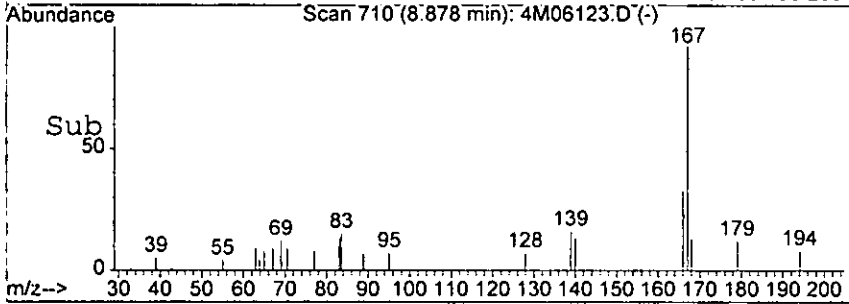
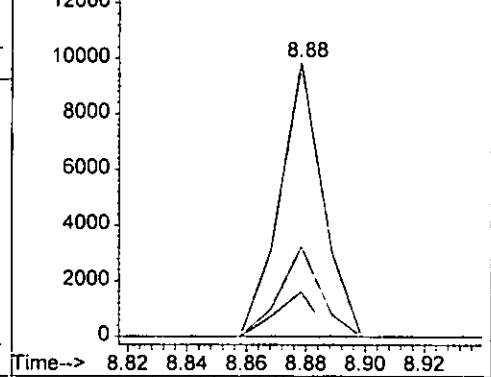
8975

Tgt Ion: 167 Resp: 9825

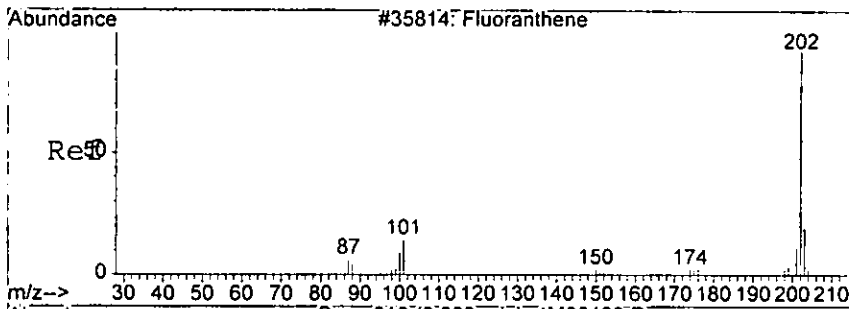
Ion	Ratio	Lower	Upper
167	100		
166	32.9	4.9	44.9
139	16.3	0.0	33.9



Abundance Ion 167.10 (166.80 to 167.80): 4M0612
 Ion 166.20 (165.90 to 166.90): 4M0612
 Ion 139.05 (138.75 to 139.75): 4M0612



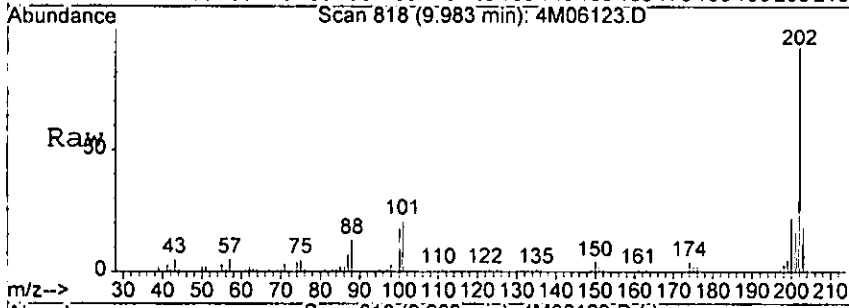
naaa



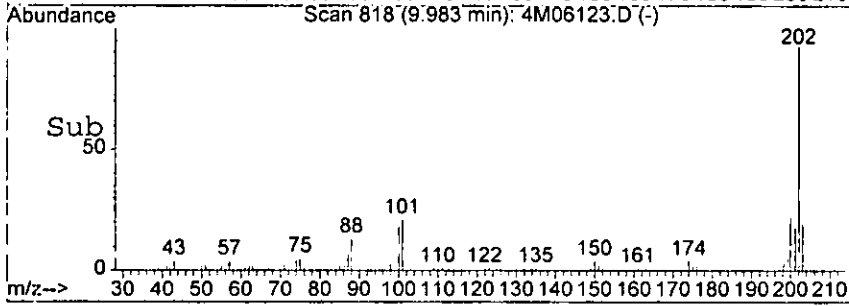
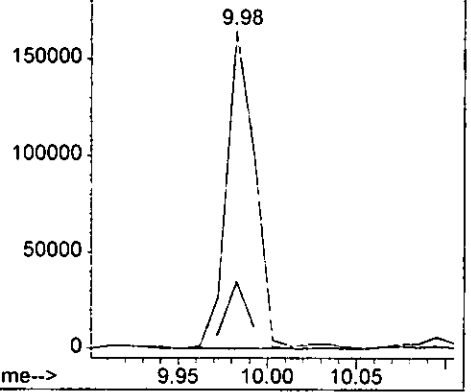
#71
 Fluoranthene
 Concen: 35.80 ng
 RT: 9.98 min Scan# 818
 Delta R.T. -0.22 min
 Lab File: 4M06123.D
 Acq: 14 Sep 2005 16:39

8976

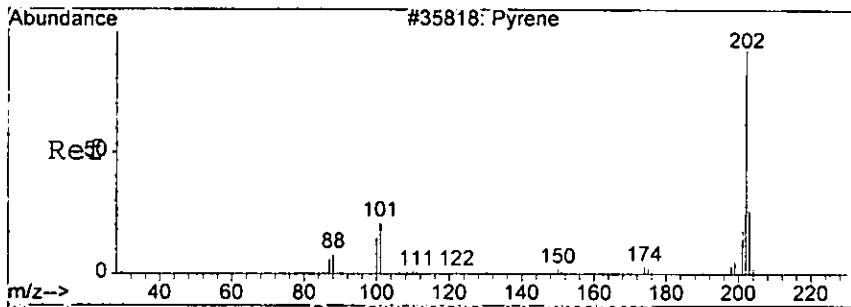
Tgt Ion: 202 Resp: 185749
 Ion Ratio Lower Upper
 202 100
 101 21.1 0.0 58.3



Abundance Ion 202.00 (201.70 to 202.70): 4M0612
 Ion 101.00 (100.70 to 101.70): 4M0612



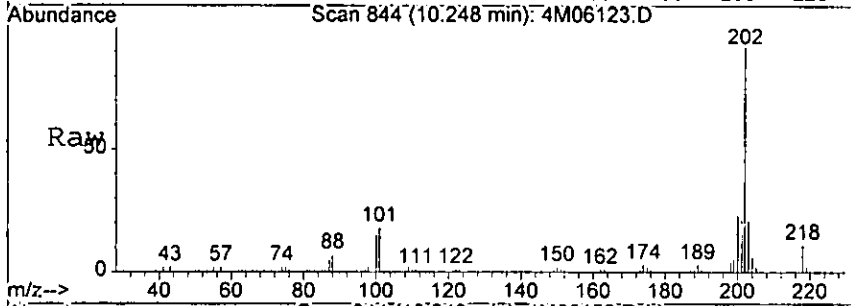
ham



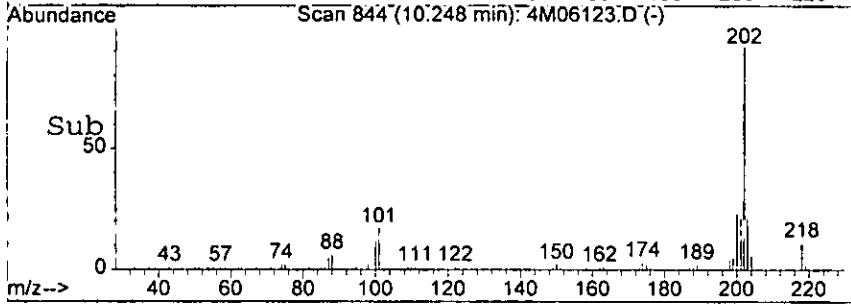
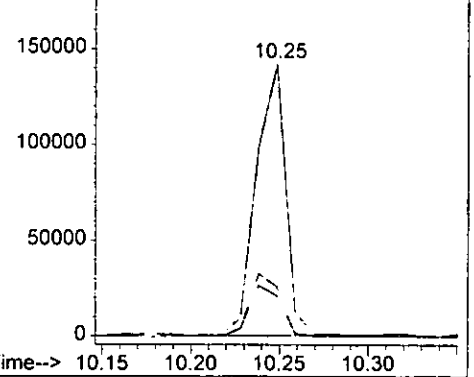
#73
 Pyrene
 Concen: 50.03 ng
 RT: 10.25 min Scan# 844
 Delta R.T. -0.21 min
 Lab File: 4M06123.D
 Acq: 14 Sep 2005 16:39

1977

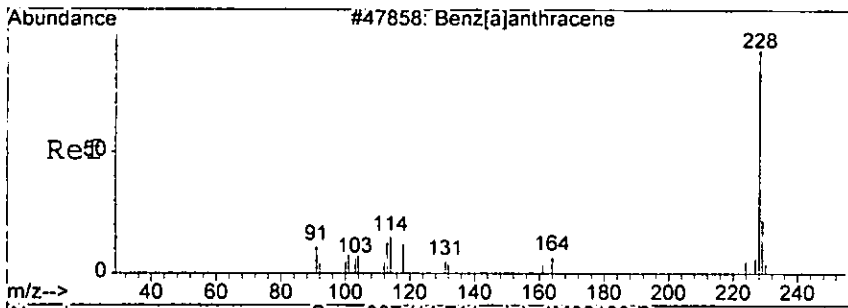
Tgt Ion	202	Resp	162970
Ion Ratio	100	Lower	Upper
101	18.2	0.0	62.7
100	15.0	0.0	60.5



Abundance Ion 202.00 (201.70 to 202.70): 4M0612
 Ion 101.00 (100.70 to 101.70): 4M0612
 Ion 100.00 (99.70 to 100.70): 4M06123

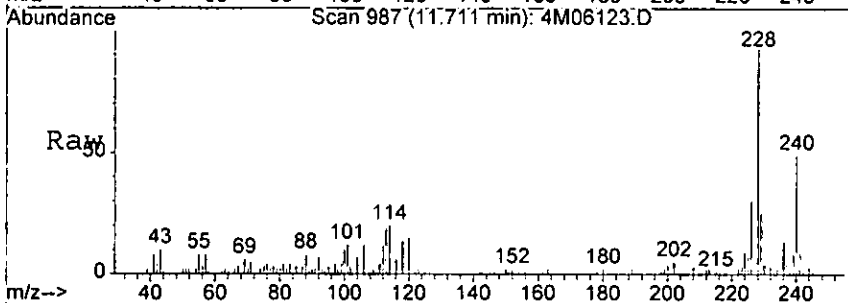


handwritten signature



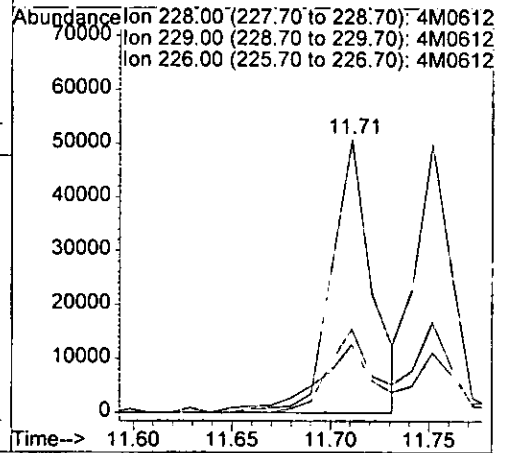
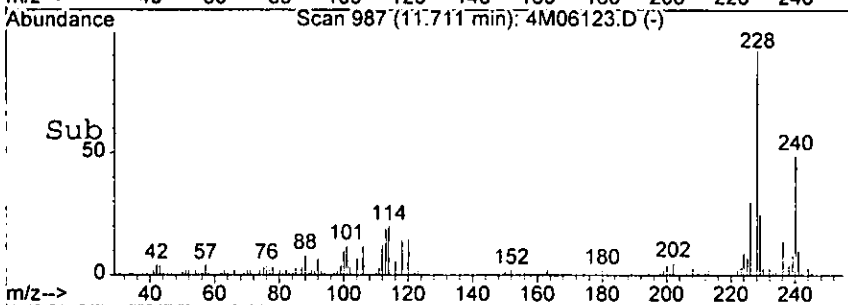
#78
 Benzo[a]anthracene
 Concen: 25.34 ng
 RT: 11.71 min Scan# 987
 Delta R.T. -0.24 min
 Lab File: 4M06123.D
 Acq: 14 Sep 2005 16:39

8758

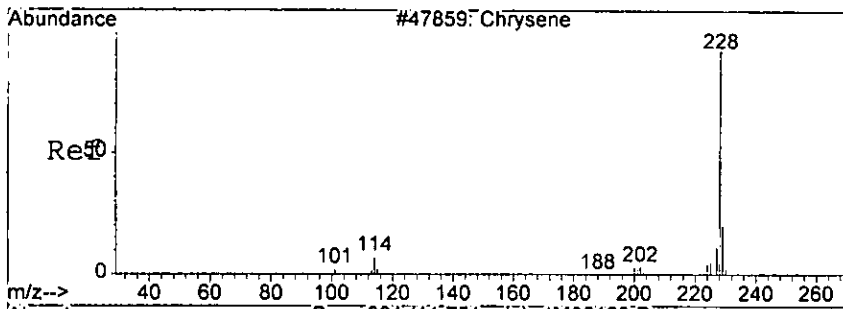


Tgt Ion: 228 Resp: 72656

Ion	Ratio	Lower	Upper
228	100		
229	24.8	0.0	60.5
226	30.4	0.0	69.0



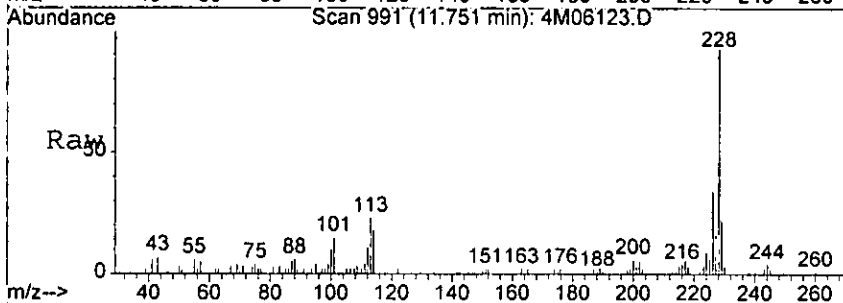
low



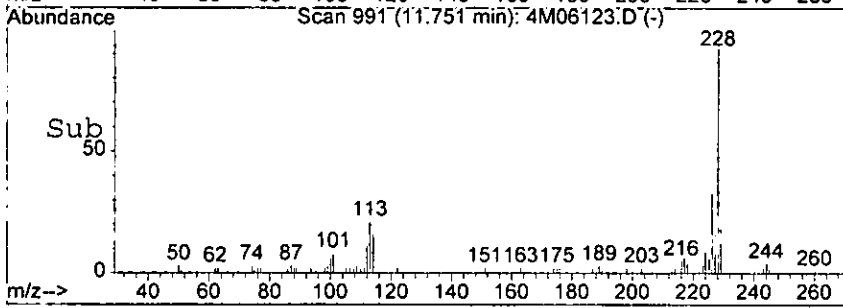
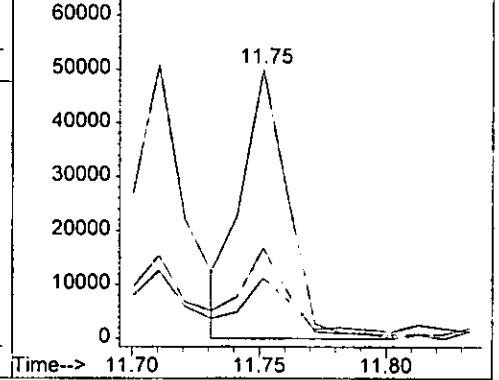
#79
 Chrysene
 Concen: 24.09 ng
 RT: 11.75 min Scan# 991
 Delta R.T. -0.24 min
 Lab File: 4M06123.D
 Acq: 14 Sep 2005 16:39

0979

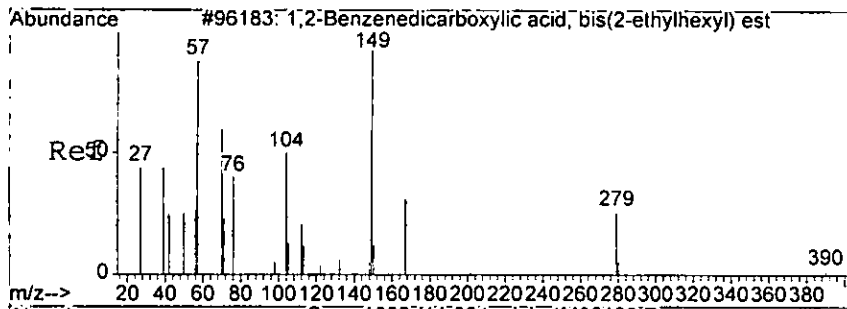
Tgt Ion	228	Resp	63345
Ion Ratio	100	Lower	Upper
226	34.1	12.0	52.0
229	20.0	0.0	61.1



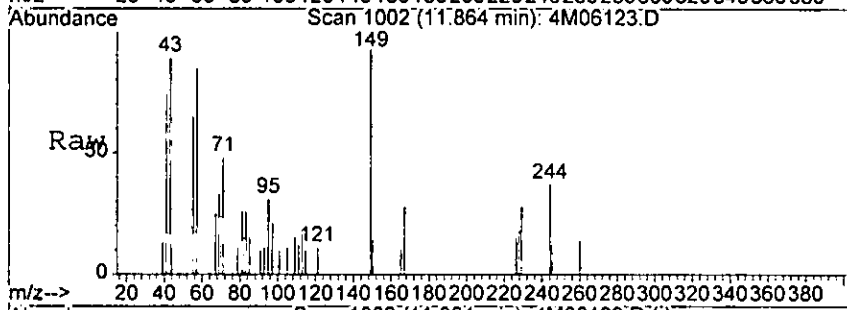
Abundance Ion 228.00 (227.70 to 228.70): 4M0612
 Ion 226.00 (225.70 to 226.70): 4M0612
 Ion 229.00 (228.70 to 229.70): 4M0612



ham

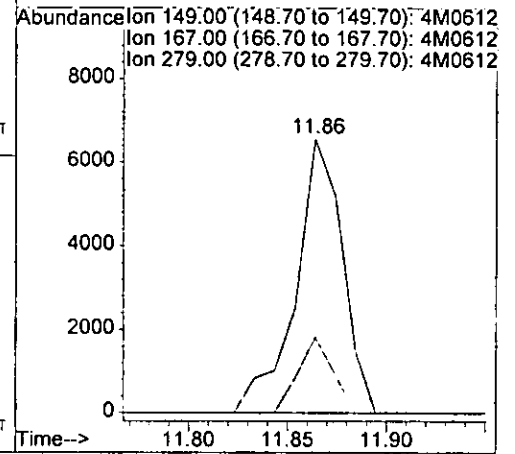
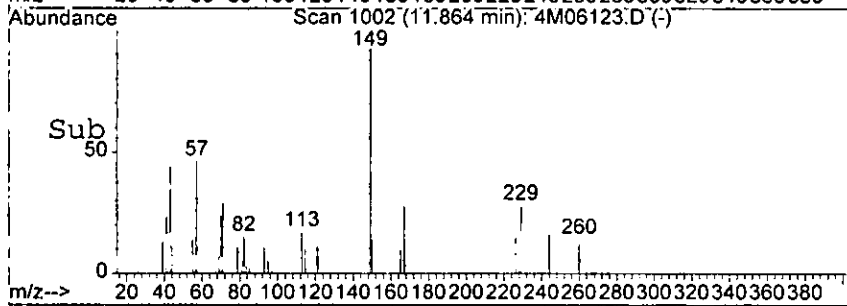


#80
 bis(2-Ethylhexyl)phthalate
 Concen: 4.20 ng
 RT: 11.86 min Scan# 1002
 Delta R.T. -0.23 min
 Lab File: 4M06123.D
 Acq: 14 Sep 2005 16:39

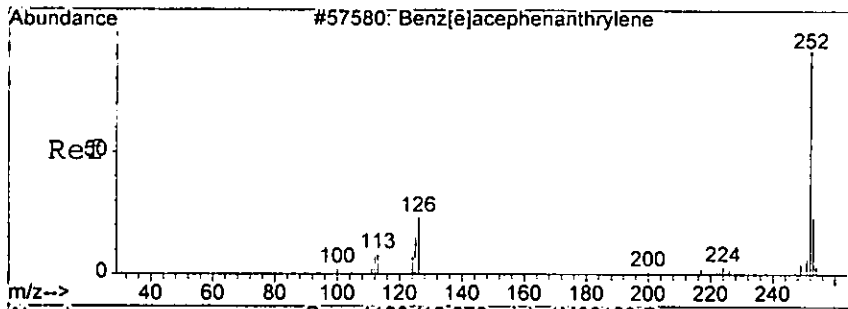


Tgt Ion: 149 Resp: 10778

Ion	Ratio	Lower	Upper
149	100		
167	27.8	0.0	53.9
279	0.0	0.0	43.5

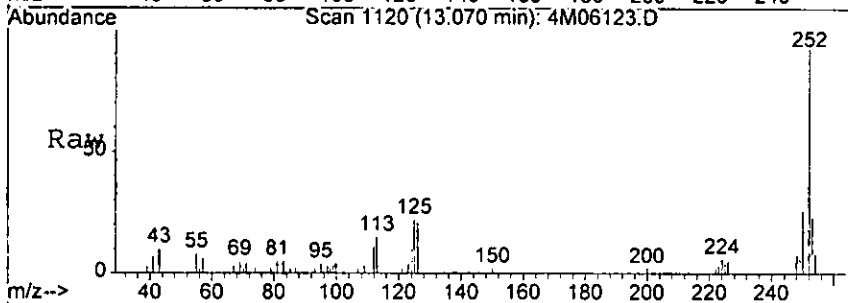


Handwritten signature



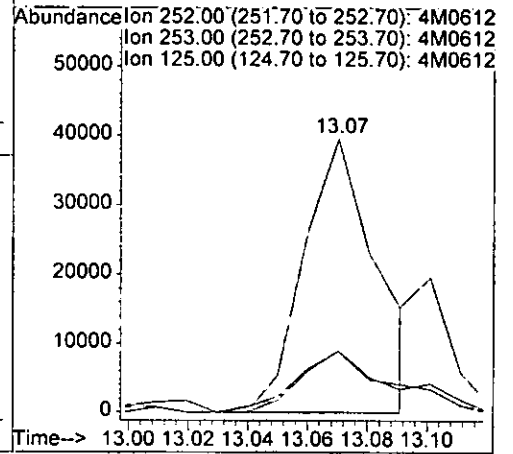
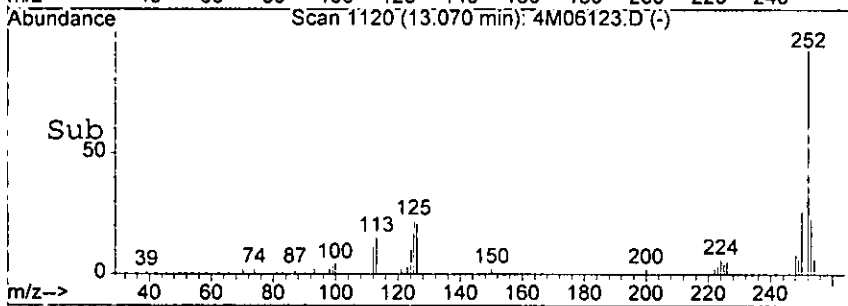
#83
 Benzo[b]fluoranthene
 Concen: 33.21 ng m
 RT: 13.07 min Scan# 1120
 Delta R.T. -0.25 min
 Lab File: 4M06123.D
 Acq: 14 Sep 2005 16:39

1868

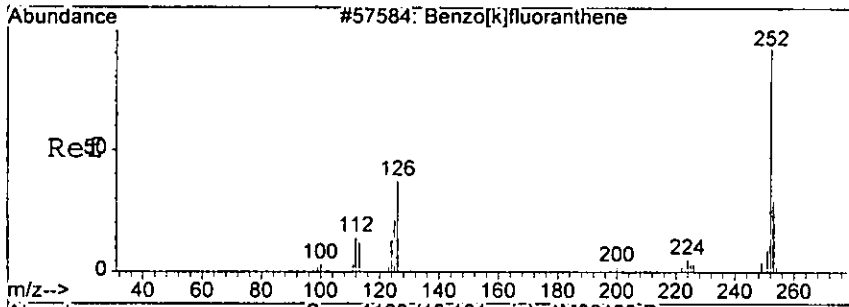


Tgt Ion: 252 Resp: 67135

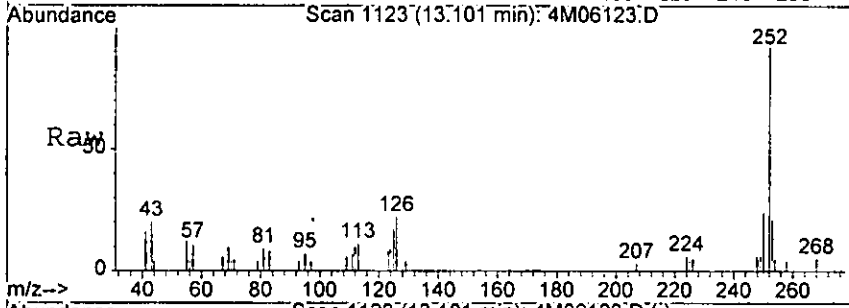
Ion	Ratio	Lower	Upper
252	100		
253	22.8	0.0	63.3
125	22.5	0.0	57.6



handwritten signature

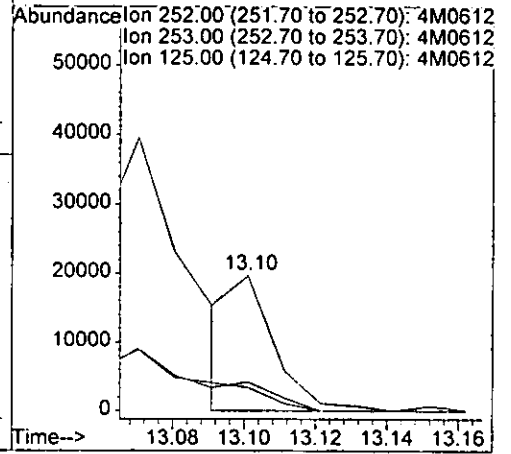
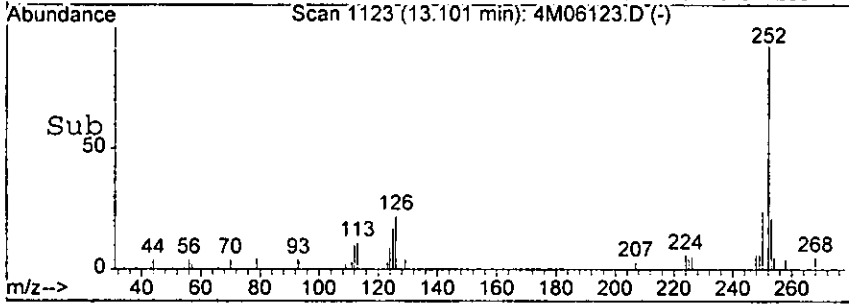


#84
 Benzo[k]fluoranthene
 Concen: 9.01 ng m
 RT: 13.10 min Scan# 1123
 Delta R.T. -0.26 min
 Lab File: 4M06123.D
 Acq: 14 Sep 2005 16:39

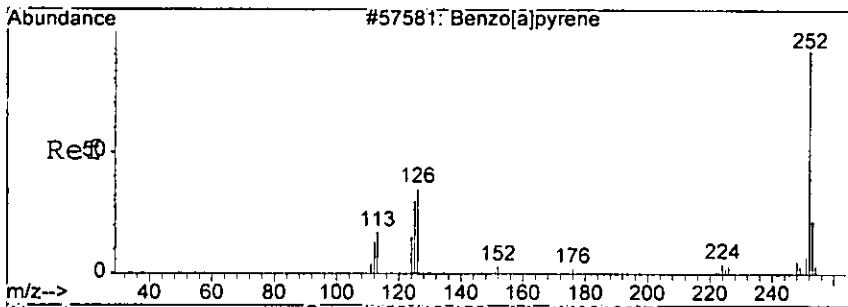


Tgt Ion: 252 Resp: 16682

Ion	Ratio	Lower	Upper
252	100		
253	21.5	0.0	63.5
125	17.4	0.0	53.8



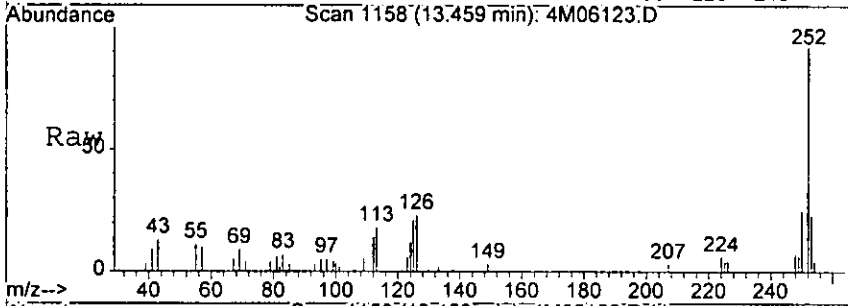
Wan



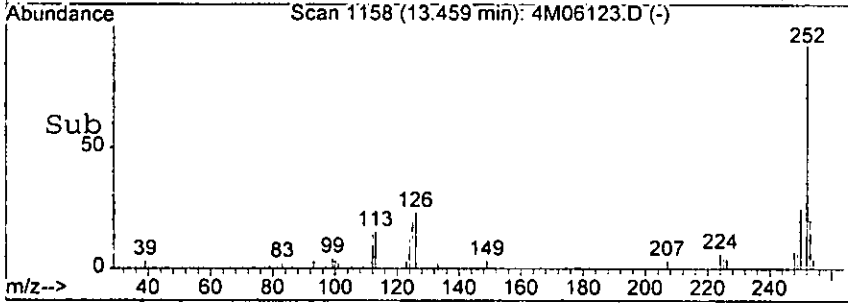
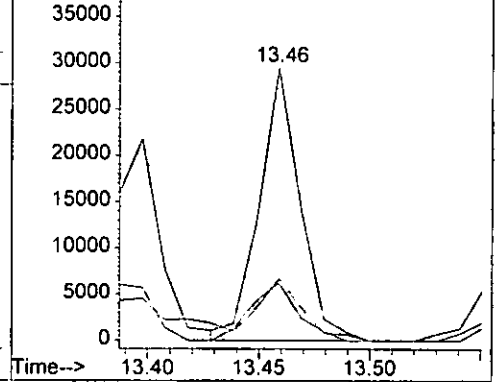
#85
 Benzo[a]pyrene
 Concen: 21.71 ng
 RT: 13.46 min Scan# 1158
 Delta R.T. -0.26 min
 Lab File: 4M06123.D
 Acq: 14 Sep 2005 16:39

Tgt Ion: 252 Resp: 37563

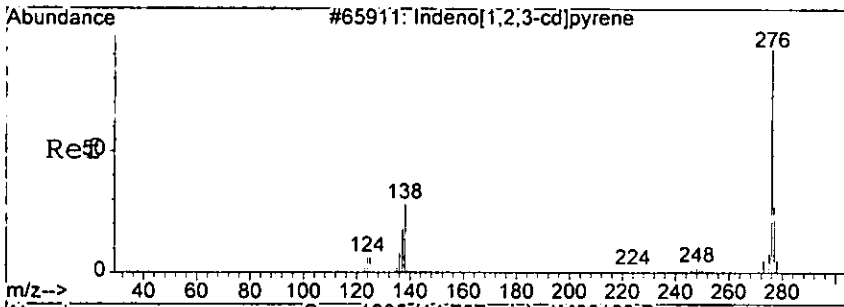
Ion	Ratio	Lower	Upper
252	100		
253	22.7	0.0	62.9
125	21.3	0.0	57.6



Abundance Ion 252.00 (251.70 to 252.70): 4M0612
 40000 Ion 253.00 (252.70 to 253.70): 4M0612
 Ion 125.00 (124.70 to 125.70): 4M0612

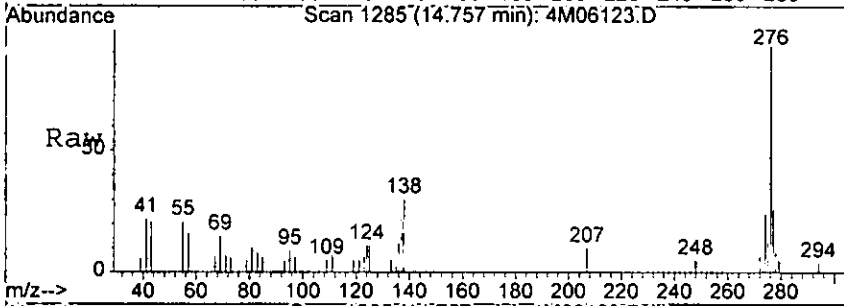


W900

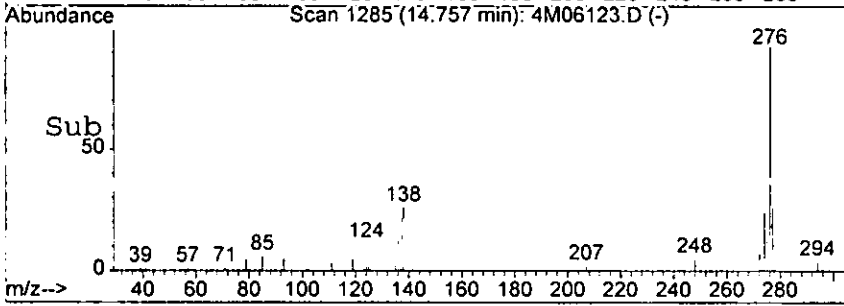
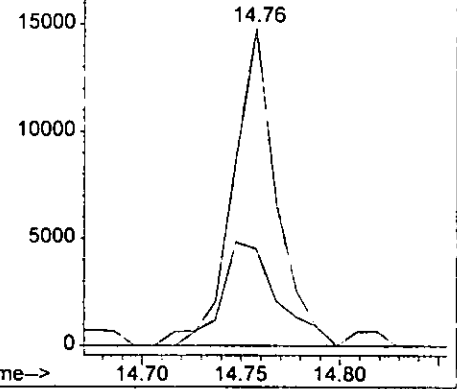


#86
 Indeno[1,2,3-cd]pyrene
 Concen: 13.57 ng
 RT: 14.76 min Scan# 1285
 Delta R.T. -0.27 min
 Lab File: 4M06123.D
 Acq: 14 Sep 2005 16:39

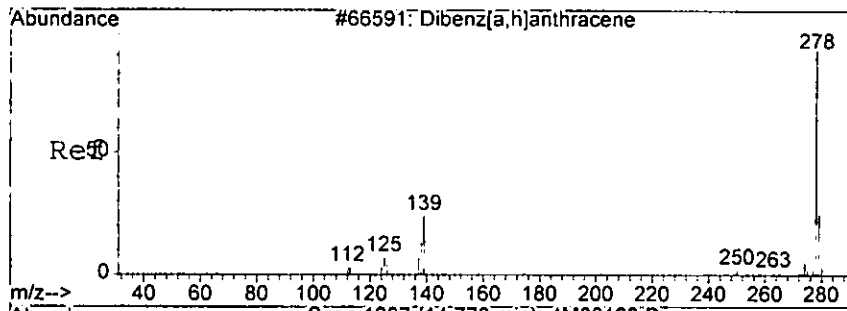
Tgt Ion: 276 Resp: 22264
 Ion Ratio Lower Upper
 276 100
 138 26.0 0.0 73.4



Abundance Ion 276.00 (275.70 to 276.70): 4M0612
 Ion 138.00 (137.70 to 138.70): 4M0612

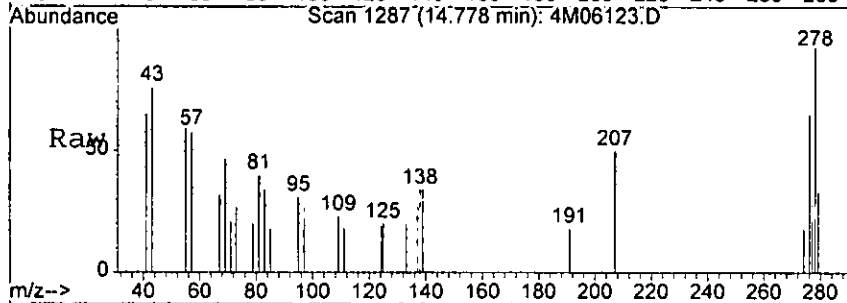


Went

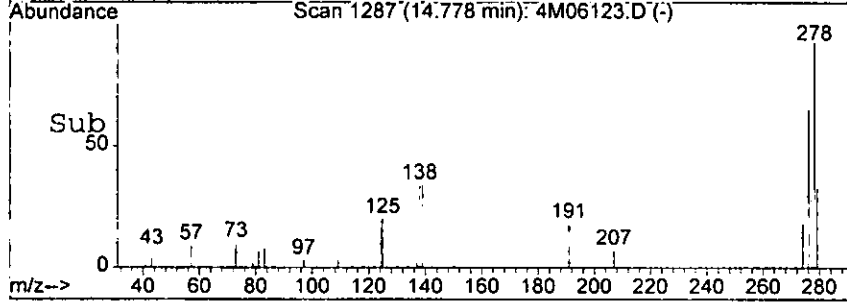
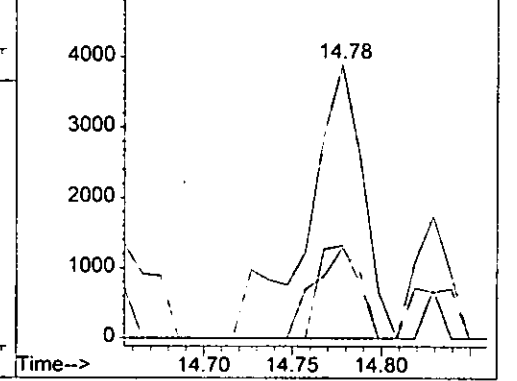


#87
 Dibenzo[a,h]anthracene
 Concen: 6.43 ng
 RT: 14.78 min Scan# 1287
 Delta R.T. -0.27 min
 Lab File: 4M06123.D
 Acq: 14 Sep 2005 16:39

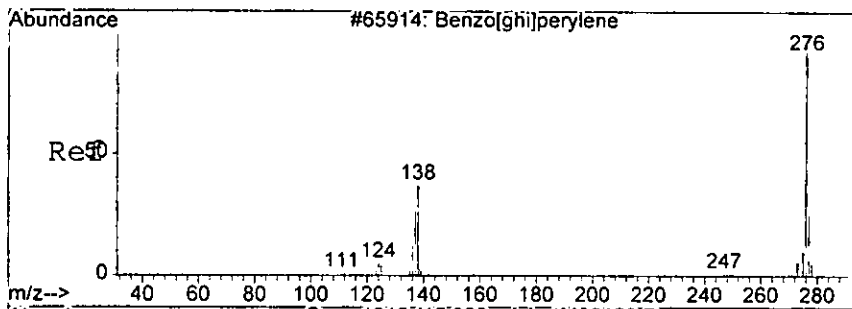
Tgt Ion	Resp	Lower	Upper
278	100		
139	33.9	0.0	63.8
279	33.1	0.0	64.0



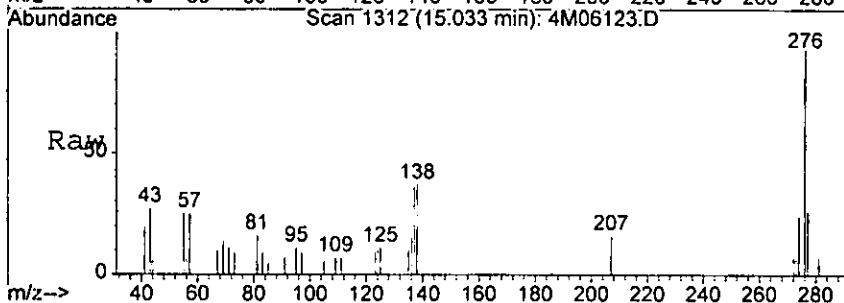
Abundance Ion 278.00 (277.70 to 278.70): 4M0612
 Ion 139.00 (138.70 to 139.70): 4M0612
 Ion 279.00 (278.70 to 279.70): 4M0612



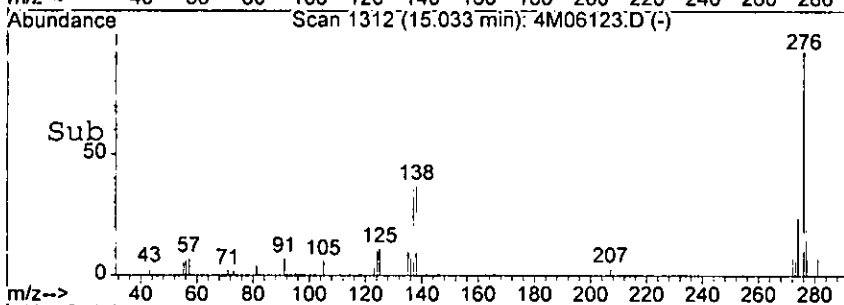
Handwritten signature



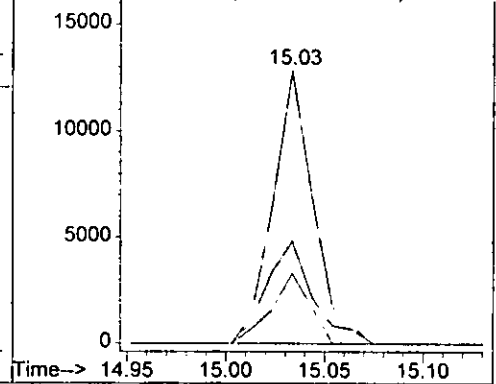
#88
 Benzo[g,h,i]perylene
 Concen: 14.48 ng
 RT: 15.03 min Scan# 1312
 Delta R.T. -0.27 min
 Lab File: 4M06123.D
 Acq: 14 Sep 2005 16:39



Tgt Ion	Resp	Lower	Upper
276	18348		
276	100		
138	37.5	0.0	74.1
277	25.7	0.0	65.0



Abundance Ion 276.00 (275.70 to 276.70): 4M0612
 Ion 138.00 (137.70 to 138.70): 4M0612
 Ion 277.00 (276.70 to 277.70): 4M0612



Handwritten signature

Form1

ORGANICS SEMIVOLATILE REPORT

8987

Sample Number: AC19506-013
 Client Id: PCTP72 (0.5)
 Data File: 4M06124.D
 Analysis Date: 09/14/05 17:03
 Date Rec/Extracted: 09/09/05-09/13/05

Matrix: Soil
 Initial Vol: 30g
 Final Vol: 1ml
 Dilution: 1
 Solids: 88

Units: mg/Kg

Cas #	Compound	RL	Conc	Cas #	Compound	RL	Conc
120-82-1	1,2,4-Trichlorobenzene	0.010	U	205-99-2	Benzo[b]fluoranthene	0.011	2.7
95-50-1	1,2-Dichlorobenzene	0.017	U	191-24-2	Benzo[g,h,i]perylene	0.0072	1.5
122-66-7	1,2-Diphenylhydrazine	0.011	U	207-08-9	Benzo[k]fluoranthene	0.012	1.1
541-73-1	1,3-Dichlorobenzene	0.016	U	111-91-1	bis(2-Chloroethoxy)methan	0.0086	U
106-46-7	1,4-Dichlorobenzene	0.019	U	111-44-4	bis(2-Chloroethyl)ether	0.020	U
95-95-4	2,4,5-Trichlorophenol	0.51	U	108-60-1	bis(2-chloroisopropyl)ether	0.012	U
88-06-2	2,4,6-Trichlorophenol	0.92	U	117-81-7	bis(2-Ethylhexyl)phthalat	0.034	0.30
120-83-2	2,4-Dichlorophenol	0.061	U	85-68-7	Butylbenzylphthalate	0.015	U
105-67-9	2,4-Dimethylphenol	0.052	U	86-74-8	Carbazole	0.011	0.29
51-28-5	2,4-Dinitrophenol	0.26	U	218-01-9	Chrysene	0.0078	2.4
121-14-2	2,4-Dinitrotoluene	0.014	U	84-74-2	Di-n-butylphthalate	0.0085	0.068
606-20-2	2,6-Dinitrotoluene	0.016	U	117-84-0	Di-n-octylphthalate	0.0089	U
91-58-7	2-Chloronaphthalene	0.010	U	53-70-3	Dibenzo[a,h]anthracene	0.013	0.59
95-57-8	2-Chlorophenol	0.077	U	132-64-9	Dibenzofuran	0.048	0.16
91-57-6	2-Methylnaphthalene	0.049	0.075	84-66-2	Diethylphthalate	0.010	U
95-48-7	2-Methylphenol	0.18	U	131-11-3	Dimethylphthalate	0.0086	U
88-74-4	2-Nitroaniline	0.027	U	206-44-0	Fluoranthene	0.011	3.4
88-75-5	2-Nitrophenol	0.044	U	86-73-7	Fluorene	0.0096	0.28
106-44-5	3&4-Methylphenol	0.20	U	118-74-1	Hexachlorobenzene	0.018	U
91-94-1	3,3'-Dichlorobenzidine	0.083	U	87-68-3	Hexachlorobutadiene	0.016	U
99-09-2	3-Nitroaniline	0.16	U	77-47-4	Hexachlorocyclopentadiene	0.10	U
534-52-1	4,6-Dinitro-2-methylphenol	0.072	U	67-72-1	Hexachloroethane	0.028	U
101-55-3	4-Bromophenyl-phenylether	0.015	U	193-39-5	Indeno[1,2,3-cd]pyrene	0.0052	1.3
59-50-7	4-Chloro-3-methylphenol	0.096	U	78-59-1	Isophorone	0.012	U
106-47-8	4-Chloroaniline	0.29	U	621-64-7	N-Nitroso-di-n-propylamine	0.018	U
7005-72-3	4-Chlorophenyl-phenylether	0.018	U	62-75-9	N-Nitrosodimethylamine	0.45	U
100-01-6	4-Nitroaniline	0.093	U	86-30-6	n-Nitrosodiphenylamine	0.018	U
100-02-7	4-Nitrophenol	0.067	U	91-20-3	Naphthalene	0.0089	0.14
83-32-9	Acenaphthene	0.016	0.31	98-95-3	Nitrobenzene	0.015	U
208-96-8	Acenaphthylene	0.0088	0.064	87-86-5	Pentachlorophenol	0.047	U
120-12-7	Anthracene	0.0099	0.73	85-01-8	Phenanthrene	0.0087	3.0
92-87-5	Benzidine	0.086	U	108-95-2	Phenol	0.058	U
56-55-3	Benzo[a]anthracene	0.0066	2.3	129-00-0	Pyrene	0.0088	5.7
50-32-8	Benzo[a]pyrene	0.0087	2.1				

Worksheet #: 19611

Total Target Concentration 28.507

U - Indicates the compound was analyzed but not detected.
 B - Indicates the analyte was found in the blank as well as in the sample.
 E - Indicates the analyte concentration exceeds the calibration range of the instrument.

R - Retention Time Out
 J - Indicates an estimated value when a compound is detected at less than the specified detection limit.

1598

Data File : G:\GcMsData\2005\Gcms_4\Data\09-14-05\4M06124.D Vial: 1
 Acq On : 14 Sep 2005 17:03 Operator: AHD
 Sample : AC19506-013 Inst : GCMS_4
 Misc : S,BNA Multiplr: 1.00
 MS Integration Params: RTEINT.P
 Quant Time: Sep 22 16:15 2005

Quant Results File: 4M_0901.RES

Quant Method : G:\GCMSDATA\2005\GCMS_4\METHODS\4M_0901.M (RTE Integrator)
 Title : @GCMS_4,mg,625,8270
 Last Update : Fri Sep 02 08:08:19 2005
 Response via : Initial Calibration
 DataAcq Meth : 4M_0901

Internal Standards	R.T.	QIon	Response	Conc	Units	Dev (Min)
1) 1,4-Dichlorobenzene-d4	4.54	152	65189	40.00	ng	-0.14
19) Naphthalene-d8	5.53	136	212379	40.00	ng	-0.14
35) Acenaphthene-d10	7.02	164	111655	40.00	ng	-0.18
59) Phenanthrene-d10	8.59	188	158895	40.00	ng	-0.20
72) Chrysene-d12	11.73	240	62537	40.00	ng	-0.23
81) Perylene-d12	13.53	264	34115	40.00	ng	-0.26

System Monitoring Compounds

4) 2-Fluorophenol	3.34	112	303819	151.82	ng	-0.16
Spiked Amount	200.000		Recovery	=	75.91%	
7) Phenol-d5	4.27	99	371854	146.95	ng	-0.13
Spiked Amount	200.000		Recovery	=	73.47%	
20) Nitrobenzene-d5	4.99	128	81491	73.36	ng	-0.14
Spiked Amount	100.000		Recovery	=	73.36%	
40) 2-Fluorobiphenyl	6.42	172	285530	72.46	ng	-0.16
Spiked Amount	100.000		Recovery	=	72.46%	
62) 2,4,6-Tribromophenol	7.84	332	81483	128.22	ng	-0.19
Spiked Amount	200.000		Recovery	=	64.11%	
75) Terphenyl-d14	10.48	244	180321	105.94	ng	-0.21
Spiked Amount	100.000		Recovery	=	105.94%	

Target Compounds

Target Compounds	R.T.	QIon	Response	Conc	Units	Qvalue
29) Naphthalene	5.54	128	19996	3.60	ng	96
33) 2-Methylnaphthalene	6.09	142	6915	1.97	ng	100
46) Acenaphthylene	6.89	152	8611	1.70	ng	95
49) Acenaphthene	7.05	153	28597	8.31	ng	97
52) Dibenzofuran	7.23	168	20821	4.35	ng	84
55) Fluorene	7.58	166	24397	7.37	ng	99
67) Phenanthrene	8.62	178	333771	79.86	ng	99
68) Anthracene	8.67	178	88129	19.31	ng	98
69) Carbazole	8.87	167	32833	7.72	ng	96
70) Di-n-butylphthalate	9.33	149	10844	1.79	ng	91
71) Fluoranthene	9.99	202	422688	90.06	ng	98
73) Pyrene	10.25	202	358728	149.39	ng	89
78) Benzo[a]anthracene	11.72	228	127833	60.48	ng	99
79) Chrysene	11.76	228	121523	62.71	ng	97
80) bis(2-Ethylhexyl)phthalate	11.87	149	15055	7.97	ng	91
83) Benzo[b]fluoranthene	13.08	252	102729m	70.64	ng	
84) Benzo[k]fluoranthene	13.10	252	38139m	28.62	ng	
85) Benzo[a]pyrene	13.46	252	70528	56.66	ng	97
86) Indeno[1,2,3-cd]pyrene	14.76	276	39595	33.56	ng	91

(#) = qualifier out of range (m) = manual integration

Handwritten signature

109

Data File : G:\GcMsData\2005\Gcms_4\Data\09-14-05\4M06124.D Vial: 109
 Acq On : 14 Sep 2005 17:03 Operator: AHD
 Sample : AC19506-013 Inst : GCMS_4
 Misc : S,BNA Multiplr: 1.00
 MS Integration Params: RTEINT.P
 Quant Time: Sep 22 16:15 2005 Quant Results File: 4M_0901.RES

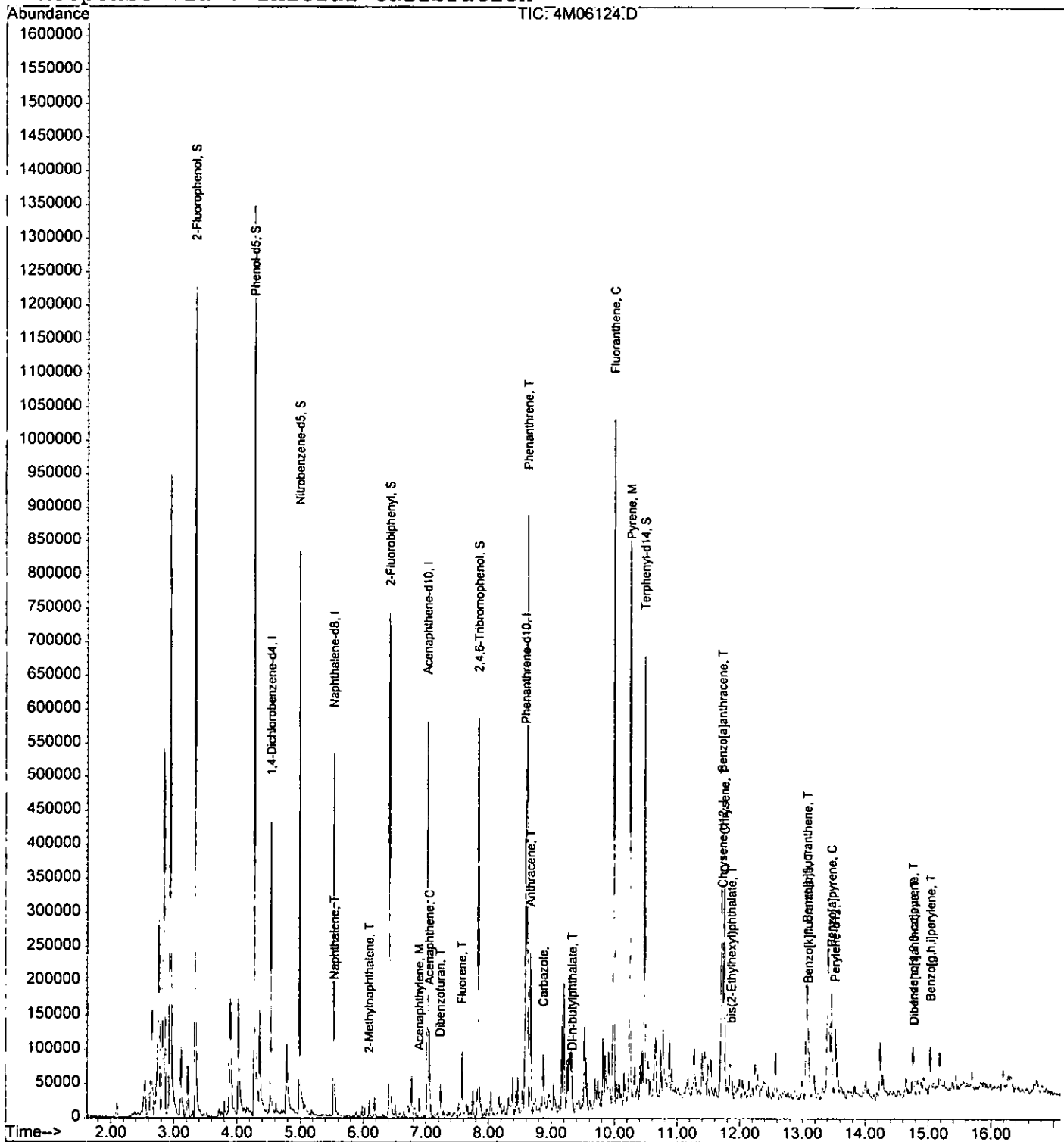
Quant Method : G:\GCMSDATA\2005\GCMS_4\METHODS\4M_0901.M (RTE Integrator)
 Title : @GCMS_4,mg,625,8270
 Last Update : Fri Sep 02 08:08:19 2005
 Response via : Initial Calibration
 DataAcq Meth : 4M_0901

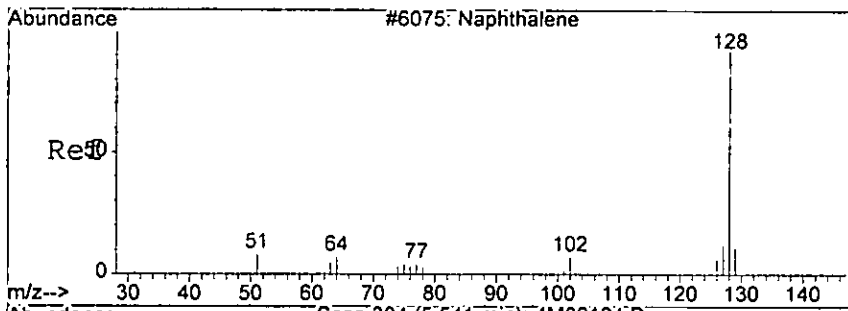
Compound	R.T.	QIon	Response	Conc	Unit	Qvalue
87) Dibenzo[a,h]anthracene	14.77	278	14683	15.49	ng	96
88) Benzo[g,h,i]perylene	15.04	276	35275	38.71	ng	93

Quantitation Report

Data File : G:\GcMsData\2005\Gcms_4\Data\09-14-05\4M06124.D Vial: 1
 Acq On : 14 Sep 2005 17:03 Operator: AHD
 Sample : AC19506-013 Inst : GCMS_4
 Misc : S,BNA Multiplr: 1.00
 MS Integration Params: RTEINT.P
 Quant Time: Sep 22 16:15 2005 Quant Results File: 4M_0901.RES

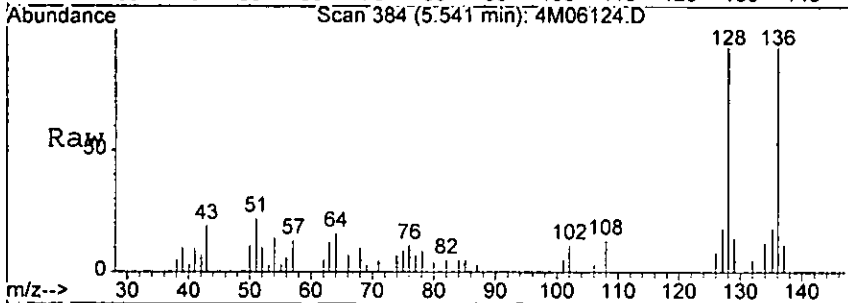
Method : G:\GCMSDATA\2005\GCMS_4\METHODS\4M_0901.M (RTE Integrator)
 Title : @GCMS_4,mg,625,8270
 Last Update : Thu Sep 01 11:26:24 2005
 Response via : Initial Calibration





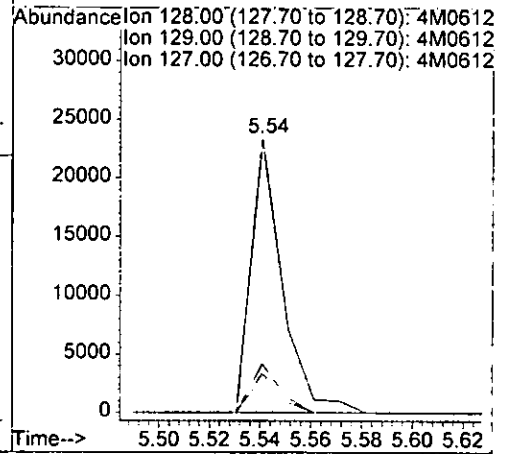
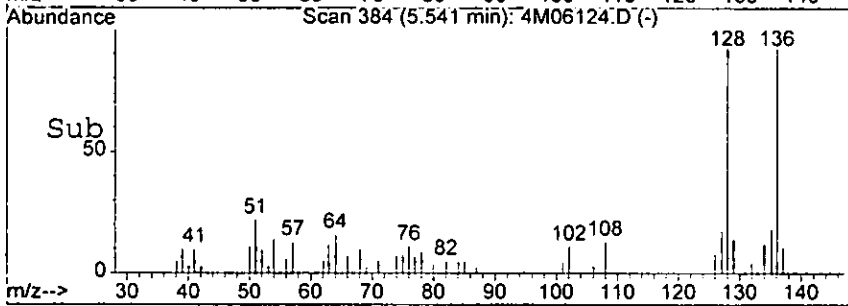
#29
 Naphthalene
 Concen: 3.60 ng
 RT: 5.54 min Scan# 384
 Delta R.T. -0.15 min
 Lab File: 4M06124.D
 Acq: 14 Sep 2005 17:03

1991

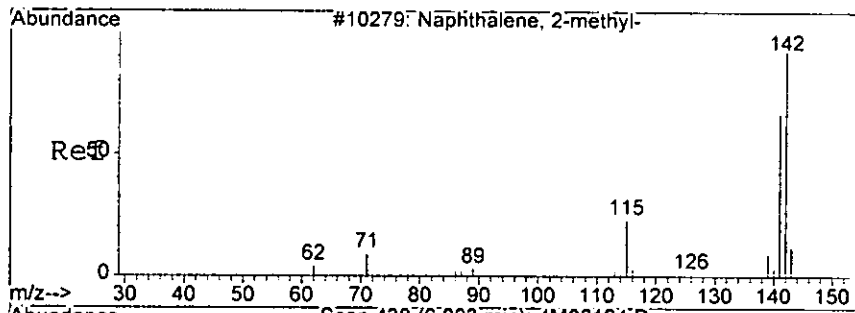


Tgt Ion: 128 Resp: 19996

Ion	Ratio	Lower	Upper
128	100		
129	14.3	0.0	51.8
127	17.8	0.0	57.0

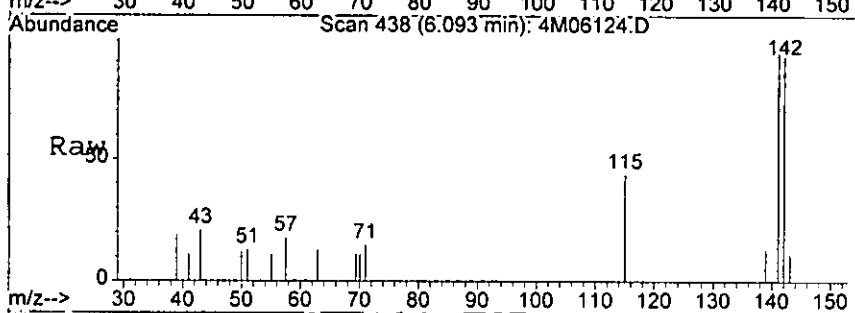


Handwritten signature

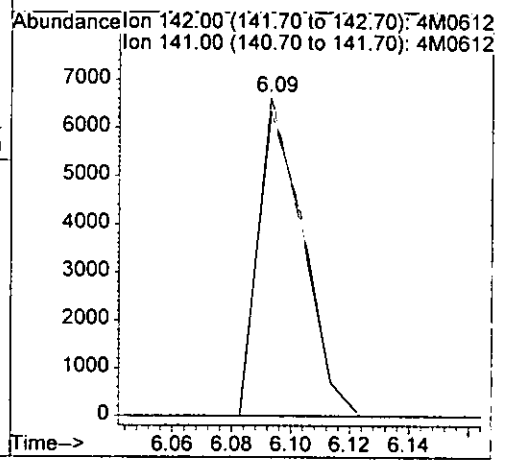
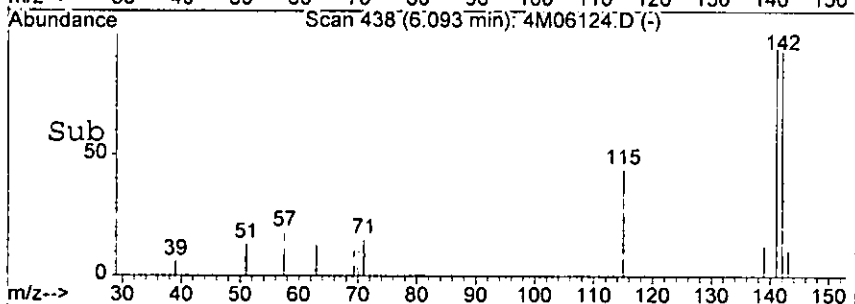


#33
 2-Methylnaphthalene
 Concen: 1.97 ng
 RT: 6.09 min Scan# 438
 Delta R.T. -0.16 min
 Lab File: 4M06124.D
 Acq: 14 Sep 2005 17:03

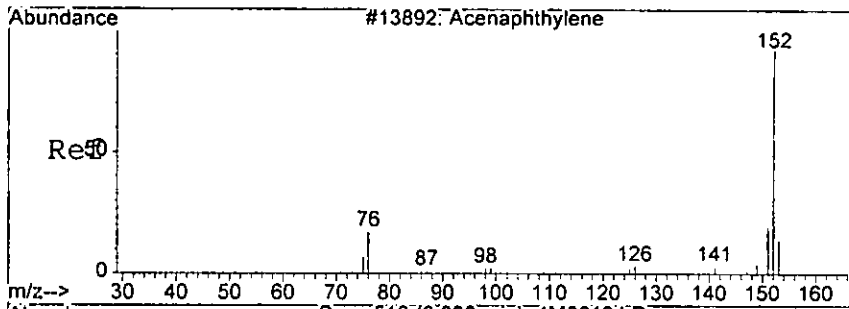
2560



Tgt Ion: 142 Resp: 6915
 Ion Ratio Lower Upper
 142 100
 141 95.6 55.7 135.7

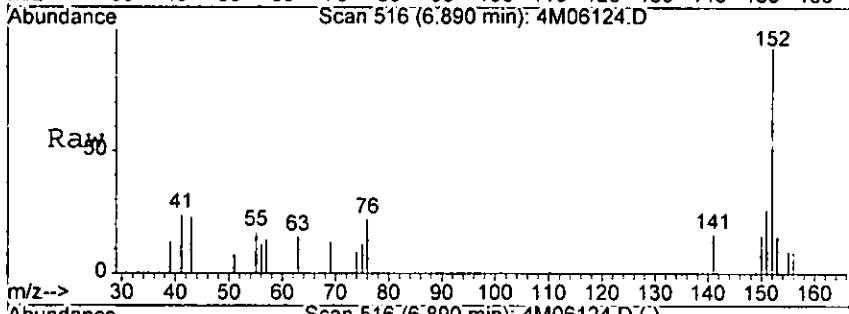


handwritten signature



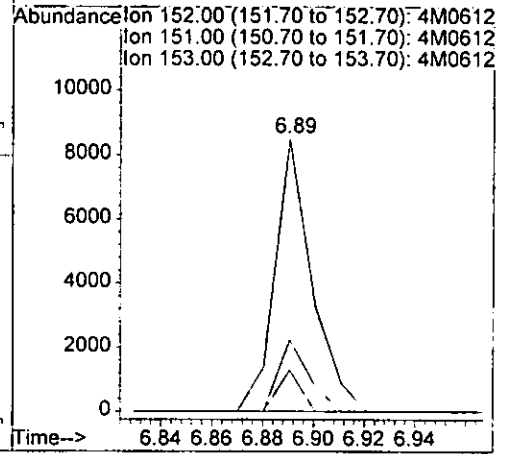
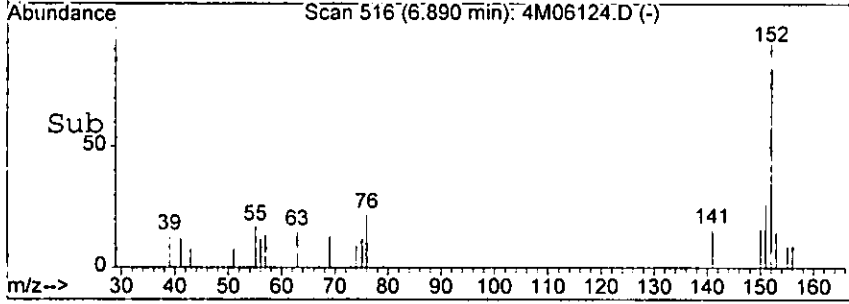
#46
 Acenaphthylene
 Concen: 1.70 ng
 RT: 6.89 min Scan# 516
 Delta R.T. -0.18 min
 Lab File: 4M06124.D
 Acq: 14 Sep 2005 17:03

0000

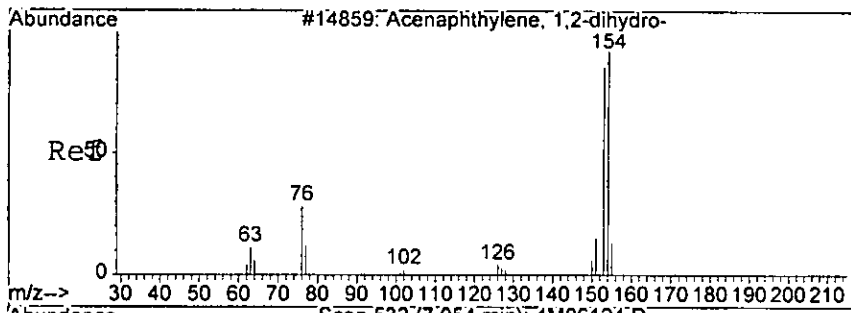


Tgt Ion: 152 Resp: 8611

Ion	Ratio	Lower	Upper
152	100		
151	26.3	0.0	63.6
153	15.2	0.0	53.8



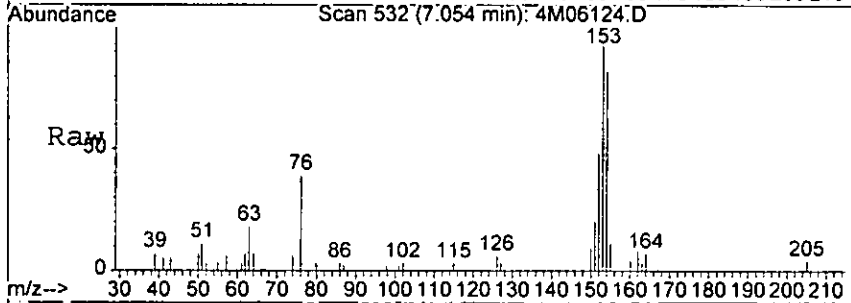
129005



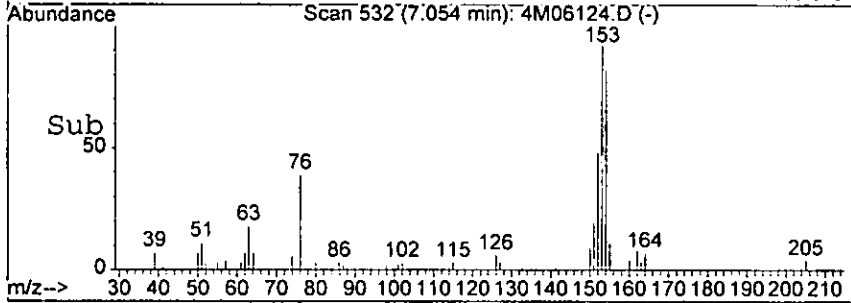
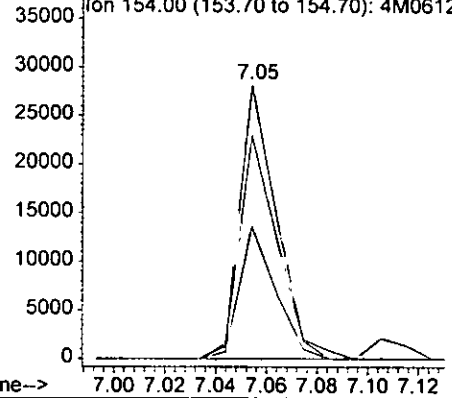
#49
 Acenaphthene
 Concen: 8.31 ng
 RT: 7.05 min Scan# 532
 Delta R.T. -0.19 min
 Lab File: 4M06124.D
 Acq: 14 Sep 2005 17:03

7550

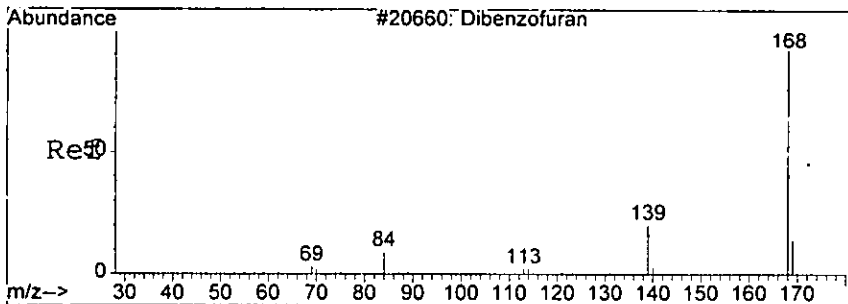
Tgt Ion	Resp	Lower	Upper
153	28597		
153	100		
152	48.4	8.3	88.3
154	81.5	45.1	125.1



Abundance Ion 153.00 (152.70 to 153.70): 4M0612
 Ion 152.00 (151.70 to 152.70): 4M0612
 Ion 154.00 (153.70 to 154.70): 4M0612



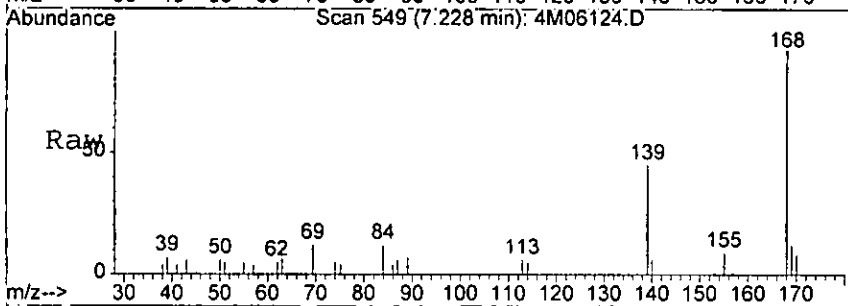
handwritten signature



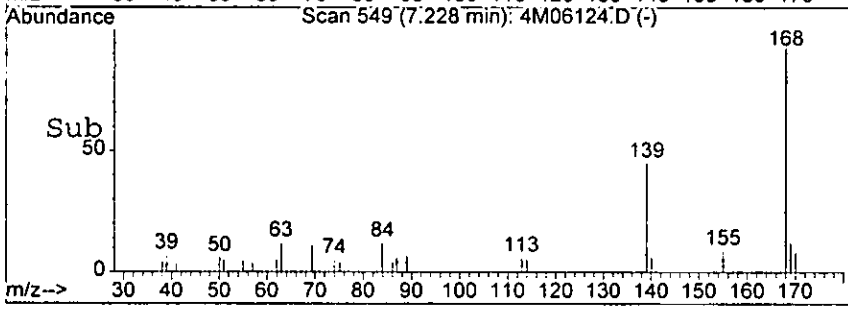
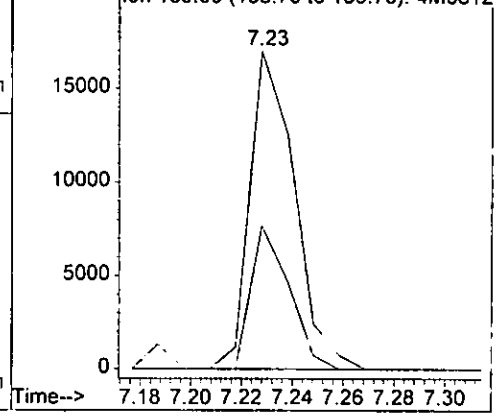
#52
 Dibenzofuran
 Concen: 4.35 ng
 RT: 7.23 min Scan# 549
 Delta R.T. -0.19 min
 Lab File: 4M06124.D
 Acq: 14 Sep 2005 17:03

8995

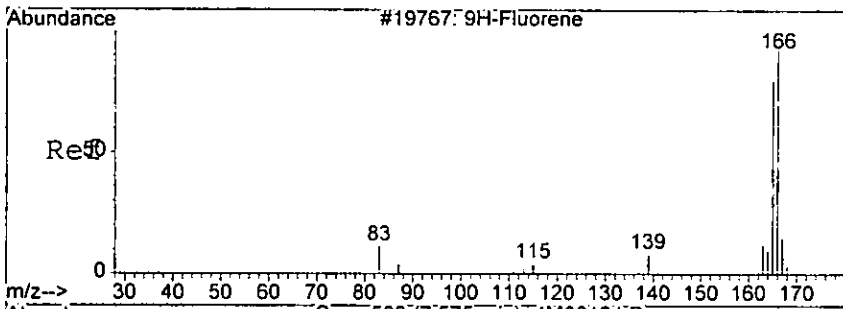
Tgt Ion:168 Resp: 20821
 Ion Ratio Lower Upper
 168 100
 139 45.2 6.0 66.0



Abundance Ion 168.00 (167.70 to 168.70): 4M0612
 20000 Ion 139.00 (138.70 to 139.70): 4M0612

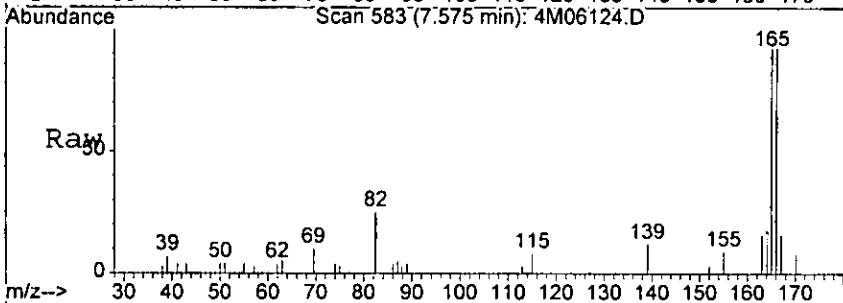


Handwritten signature



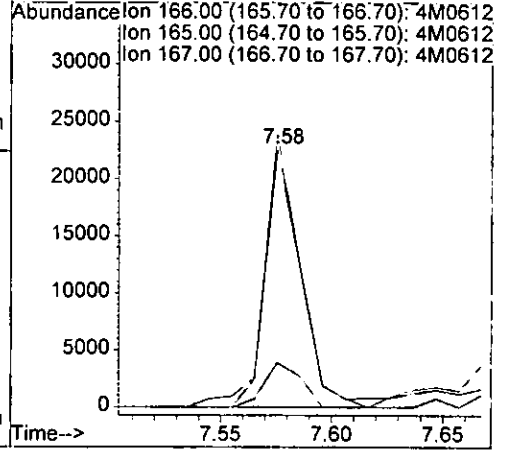
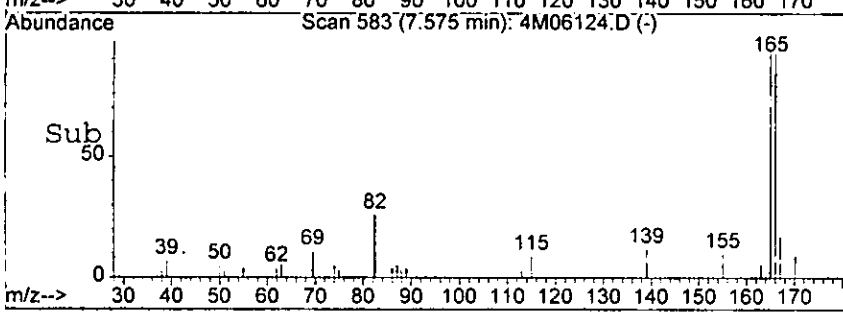
#55
 Fluorene
 Concen: 7.37 ng
 RT: 7.58 min Scan# 583
 Delta R.T. -0.19 min
 Lab File: 4M06124.D
 Acq: 14 Sep 2005 17:03

0.005

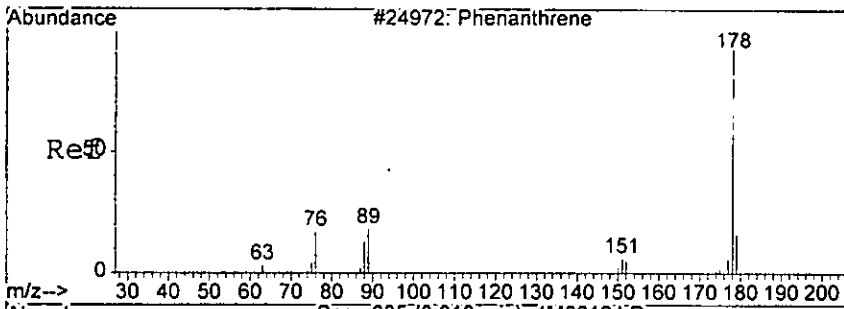


Tgt Ion: 166 Resp: 24397

Ion	Ratio	Lower	Upper
166	100		
165	102.6	63.3	143.3
167	17.3	0.0	54.6

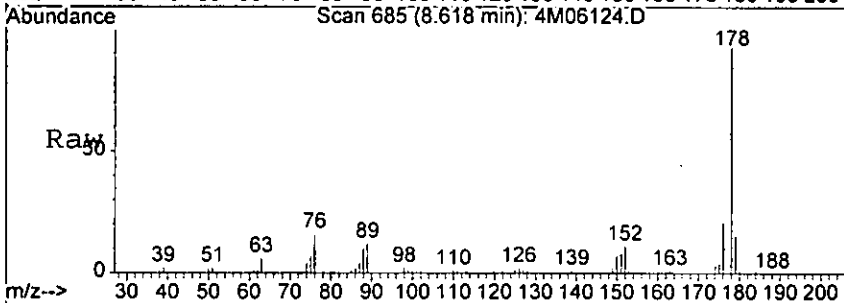


Handwritten signature



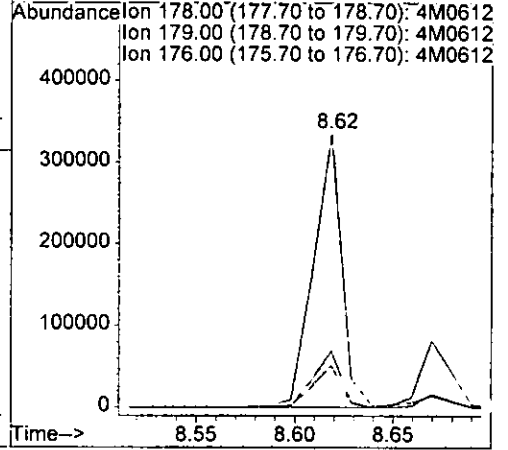
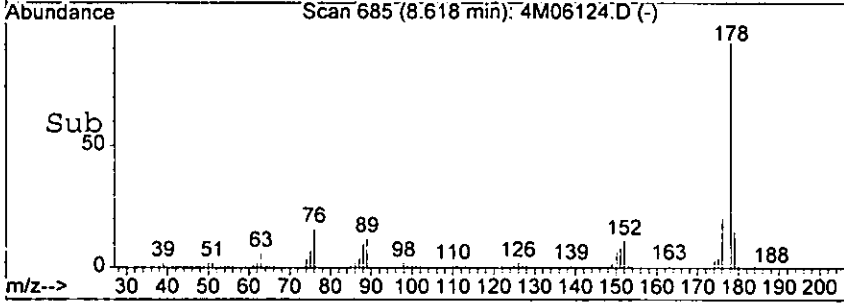
#67
 Phenanthrene
 Concn: 79.86 ng
 RT: 8.62 min Scan# 685
 Delta R.T. -0.20 min
 Lab File: 4M06124.D
 Acq: 14 Sep 2005 17:03

8997

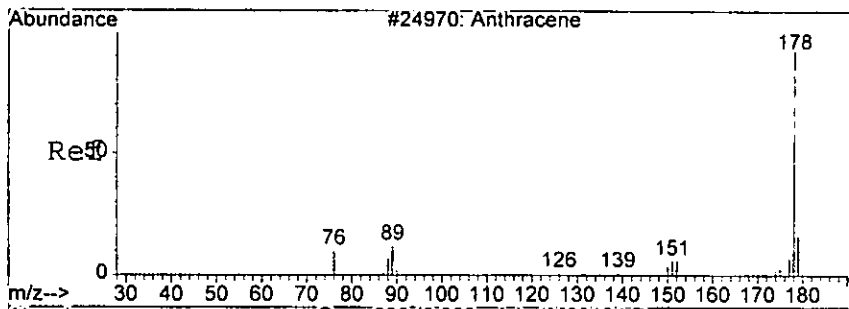


Tgt Ion: 178 Resp: 333771

Ion	Ratio	Lower	Upper
178	100		
179	15.3	0.0	56.6
176	20.6	0.0	60.5



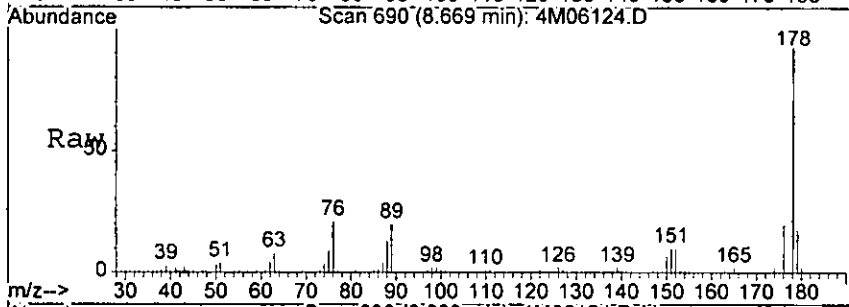
handwritten signature



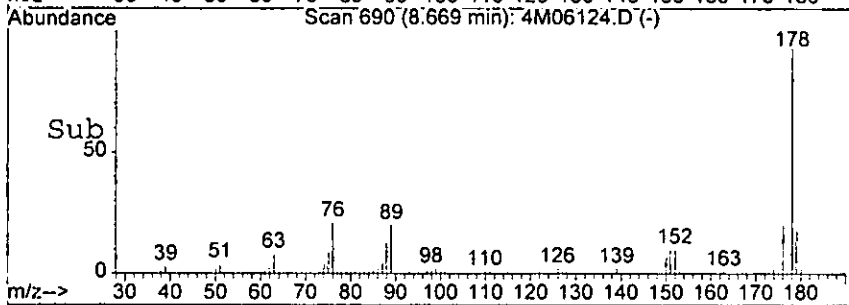
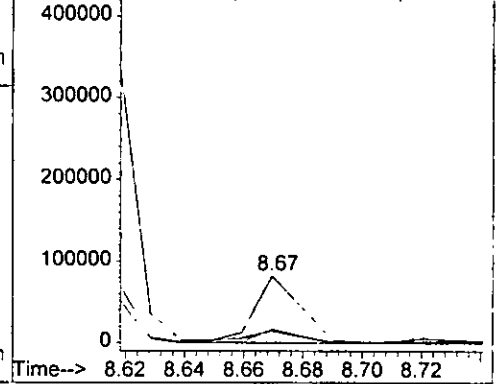
#68
 Anthracene
 Concen: 19.31 ng
 RT: 8.67 min Scan# 690
 Delta R.T. -0.20 min
 Lab File: 4M06124.D
 Acq: 14 Sep 2005 17:03

8558

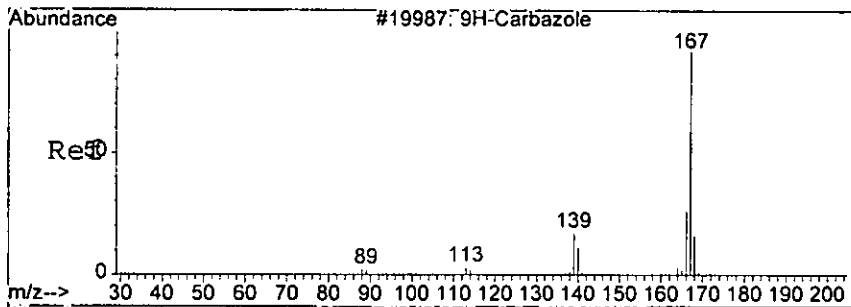
Tgt Ion	Ratio	Lower	Upper
178	100		
179	15.1	0.0	56.6
176	20.5	0.0	60.2



Abundance Ion 178.00 (177.70 to 178.70): 4M0612
 Ion 179.00 (178.70 to 179.70): 4M0612
 Ion 176.00 (175.70 to 176.70): 4M0612



lan

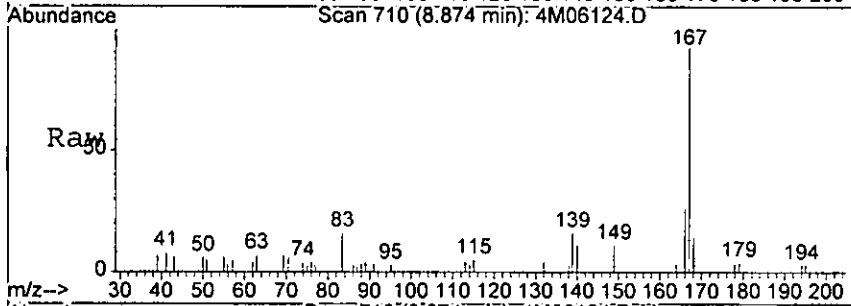


#69
 Carbazole
 Concen: 7.72 ng
 RT: 8.87 min Scan# 710
 Delta R.T. -0.20 min
 Lab File: 4M06124.D
 Acq: 14 Sep 2005 17:03

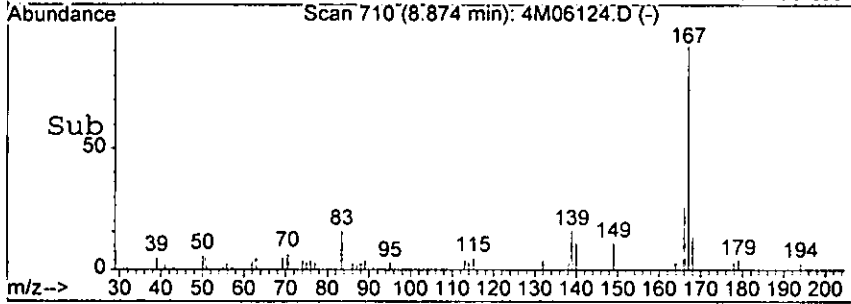
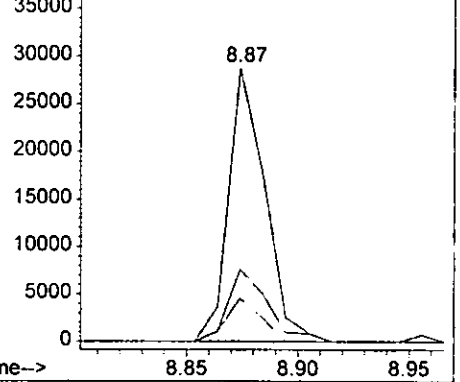
6658

Tgt Ion: 167 Resp: 32833

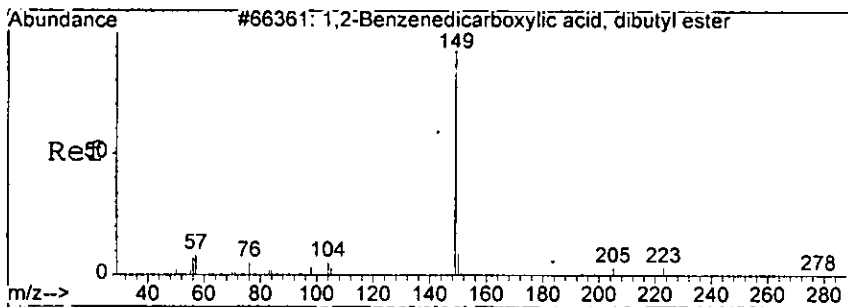
Ion	Ratio	Lower	Upper
167	100		
166	26.4	4.9	44.9
139	15.7	0.0	33.9



Abundance Ion 167.10 (166.80 to 167.80): 4M0612
 Ion 166.20 (165.90 to 166.90): 4M0612
 Ion 139.05 (138.75 to 139.75): 4M0612

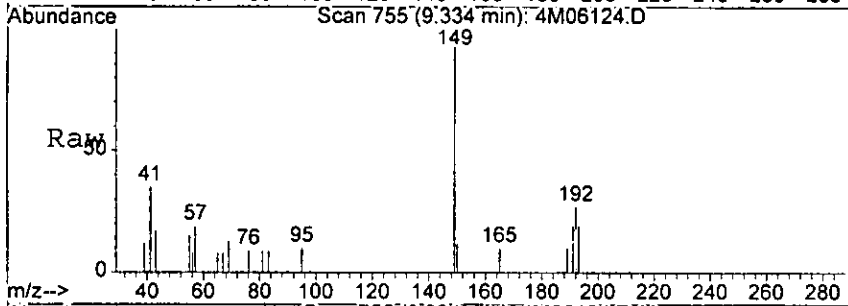


handwritten signature

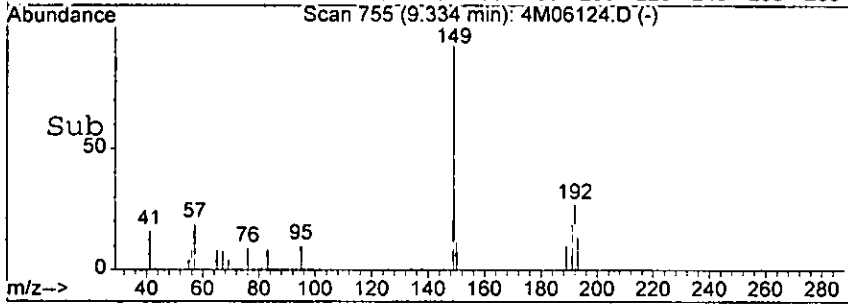
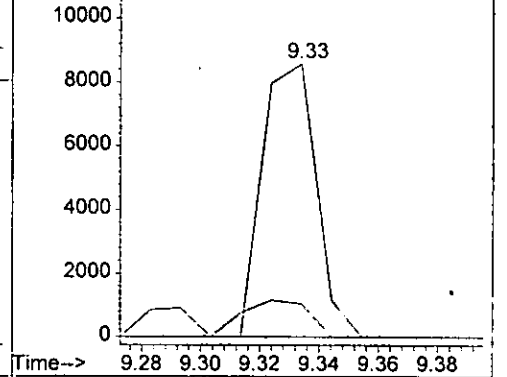


#70
 Di-n-butylphthalate
 Concen: 1.79 ng
 RT: 9.33 min Scan# 755
 Delta R.T. -0.19 min
 Lab File: 4M06124.D
 Acq: 14 Sep 2005 17:03

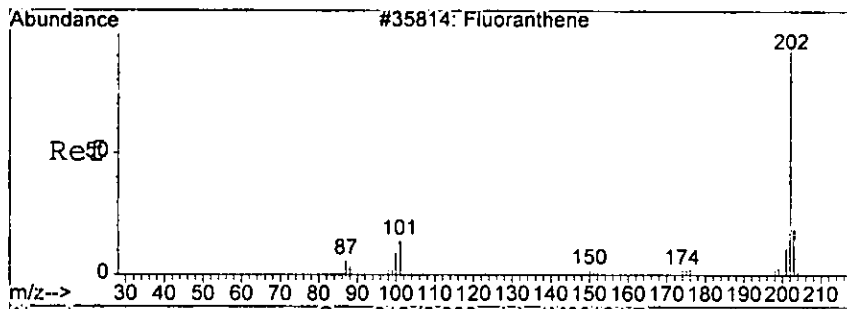
Tgt Ion	Ratio	Lower	Upper
149	100		
150	12.1	0.0	49.8
104	0.0	0.0	44.6



Abundance Ion 149.00 (148.70 to 149.70): 4M0612
 Ion 150.00 (149.70 to 150.70): 4M0612
 Ion 104.00 (103.70 to 104.70): 4M0612

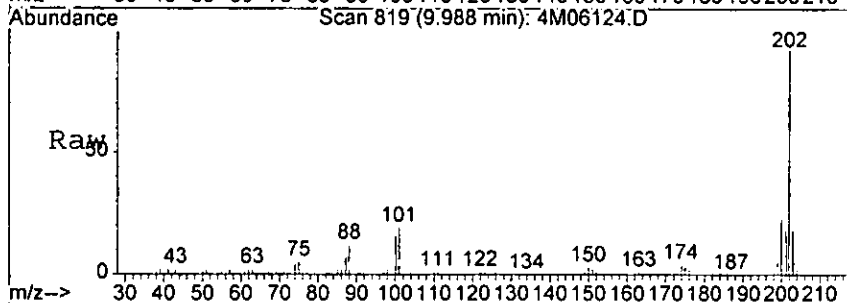


honor

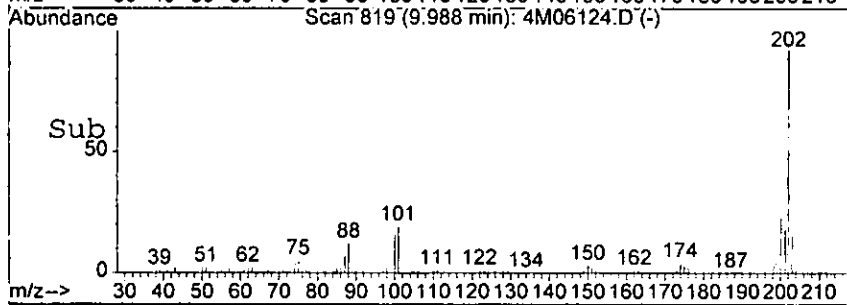
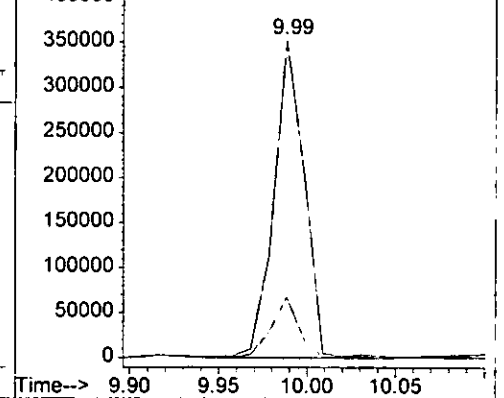


#71
 Fluoranthene
 Concen: 90.06 ng
 RT: 9.99 min Scan# 819
 Delta R.T. -0.21 min
 Lab File: 4M06124.D
 Acq: 14 Sep 2005 17:03

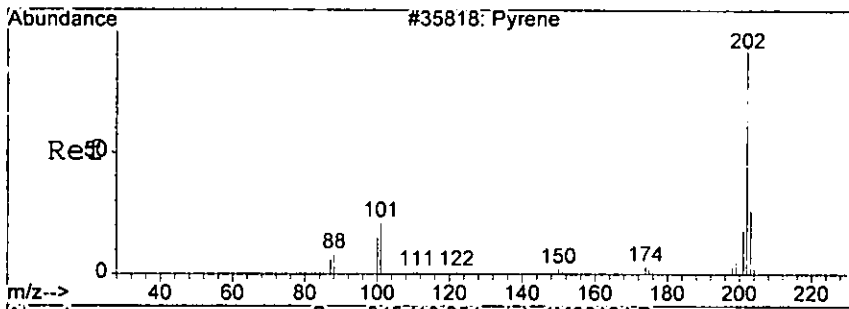
Tgt Ion	Resp	Lower	Upper
202	422688	100	
101	19.1	0.0	58.3



Abundance Ion 202.00 (201.70 to 202.70): 4M0612
 Ion 101.00 (100.70 to 101.70): 4M0612



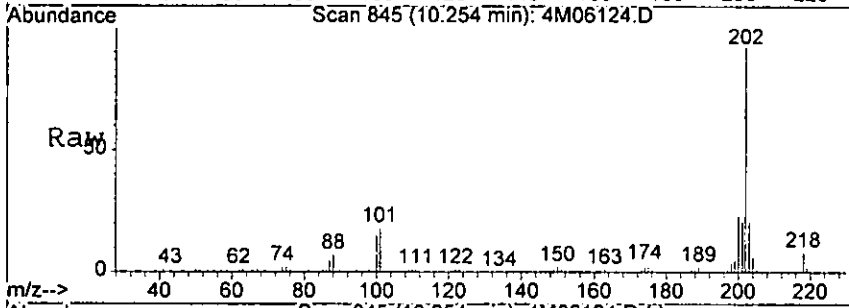
handwritten signature



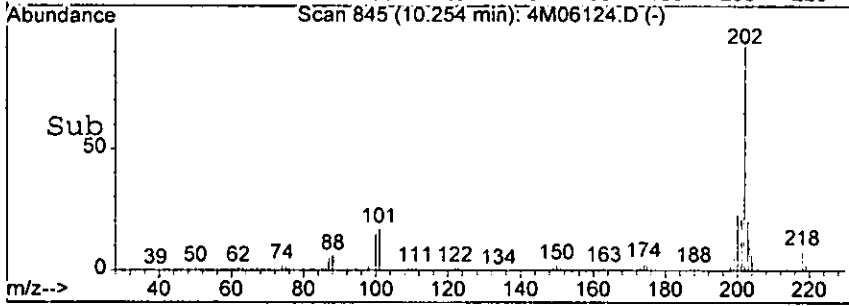
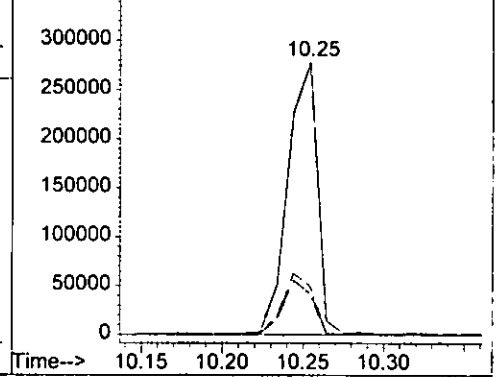
#73
 Pyrene
 Concen: 149.39 ng
 RT: 10.25 min Scan# 845
 Delta R.T. -0.20 min
 Lab File: 4M06124.D
 Acq: 14 Sep 2005 17:03

1002

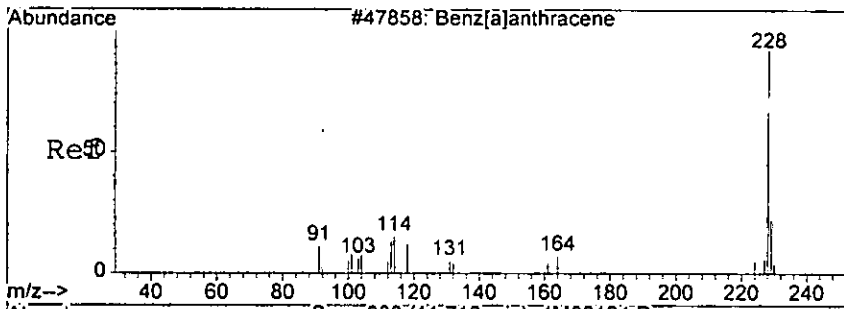
Tgt Ion	202	Resp	358728
Ion Ratio	100	Lower	Upper
101	17.7	0.0	62.7
100	15.0	0.0	60.5



Abundance Ion 202.00 (201.70 to 202.70): 4M0612
 Ion 101.00 (100.70 to 101.70): 4M0612
 Ion 100.00 (99.70 to 100.70): 4M06124

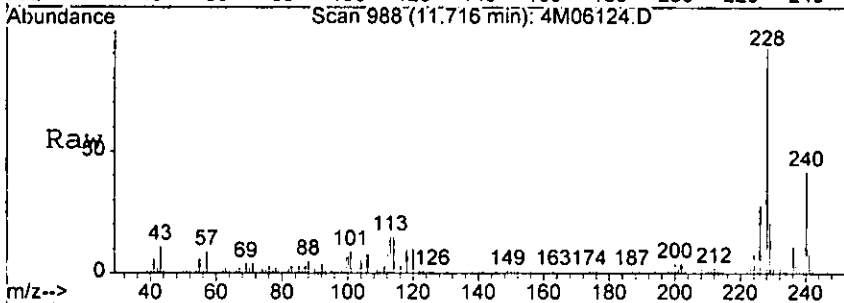


1000

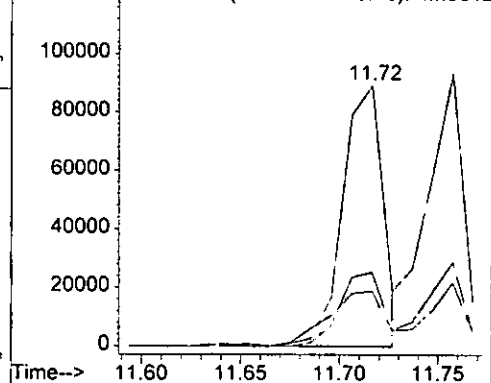
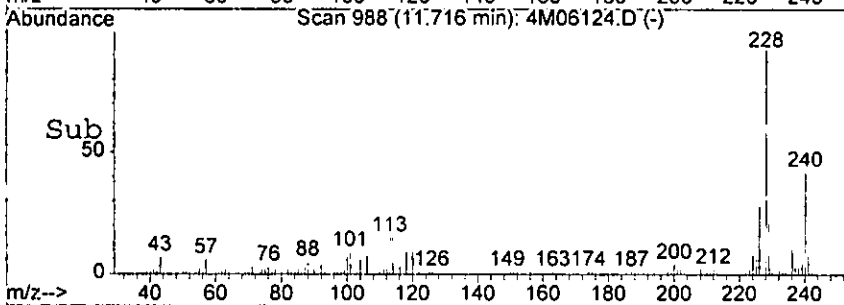


#78
 Benzo[a]anthracene
 Concen: 60.48 ng
 RT: 11.72 min Scan# 988
 Delta R.T. -0.23 min
 Lab File: 4M06124.D
 Acq: 14 Sep 2005 17:03

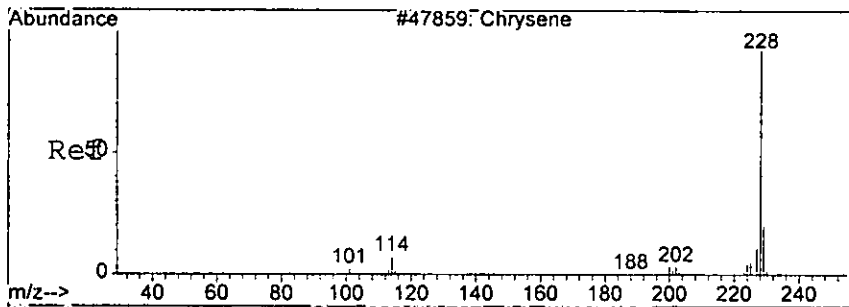
Tgt Ion	Resp	Lower	Upper
228	127833	100	
229	20.3	0.0	60.5
226	28.3	0.0	69.0



Abundance Ion 228.00 (227.70 to 228.70): 4M0612
 Ion 229.00 (228.70 to 229.70): 4M0612
 Ion 226.00 (225.70 to 226.70): 4M0612

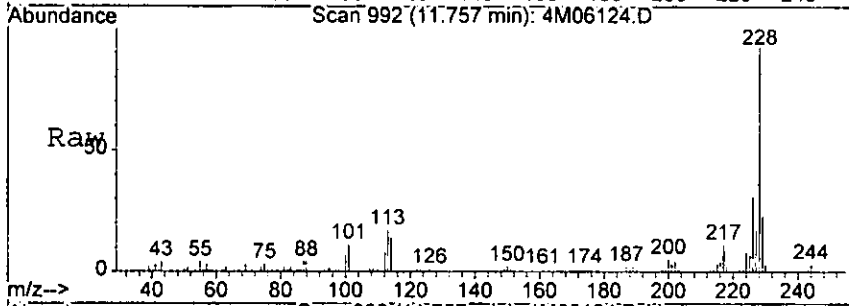


Handwritten signature



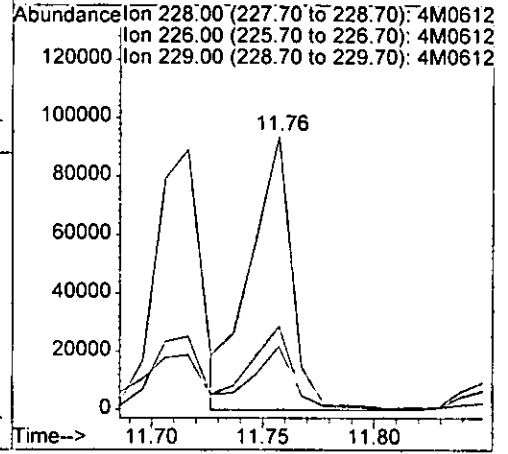
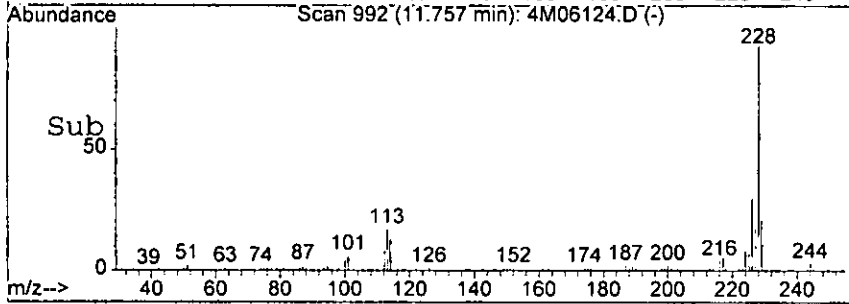
#79
 Chrysene
 Concen: 62.71 ng
 RT: 11.76 min Scan# 992
 Delta R.T. -0.23 min
 Lab File: 4M06124.D
 Acq: 14 Sep 2005 17:03

11.76

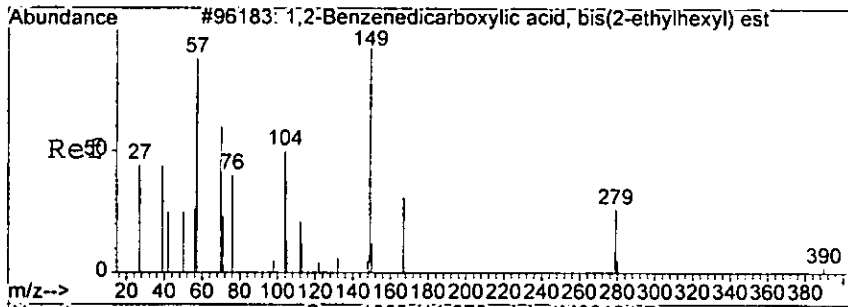


Tgt Ion: 228 Resp: 121523

Ion	Ratio	Lower	Upper
228	100		
226	30.7	12.0	52.0
229	22.5	0.0	61.1

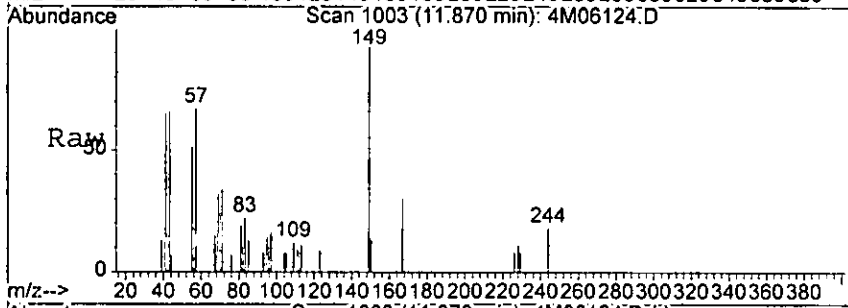


11.76

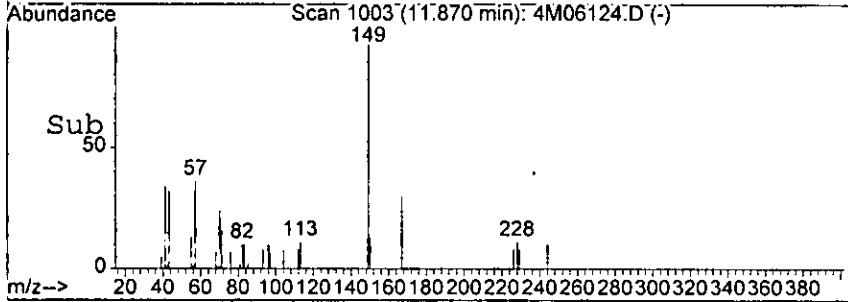
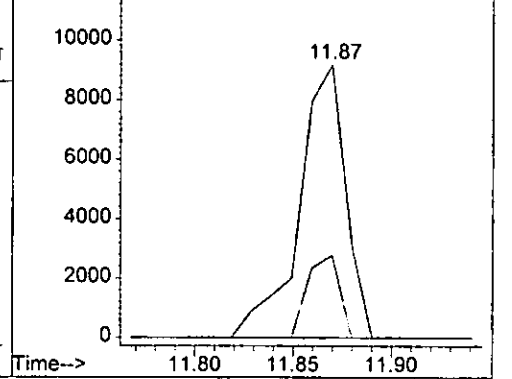


#80
 bis(2-Ethylhexyl)phthalate
 Concen: 7.97 ng
 RT: 11.87 min Scan# 1003
 Delta R.T. -0.22 min
 Lab File: 4M06124.D
 Acq: 14 Sep 2005 17:03

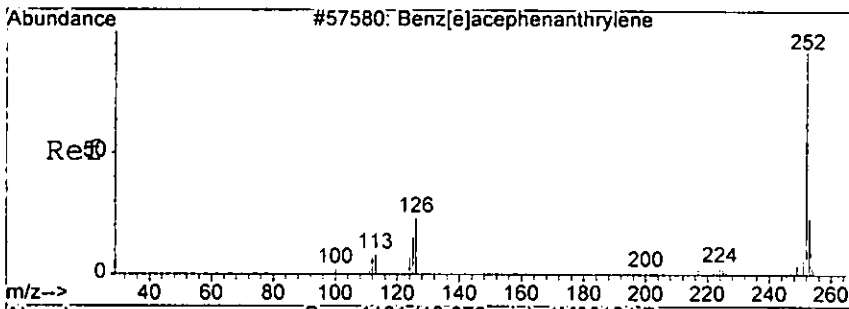
Tgt Ion	Resp	Lower	Upper
149	15055		
149	100		
167	30.3	0.0	53.9
279	0.0	0.0	43.5



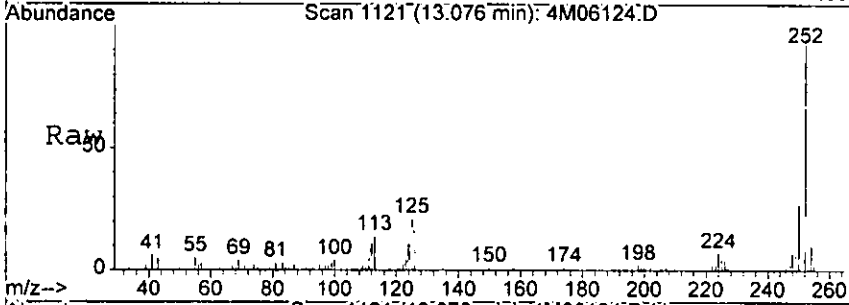
Abundance Ion 149.00 (148.70 to 149.70): 4M0612
 Ion 167.00 (166.70 to 167.70): 4M0612
 Ion 279.00 (278.70 to 279.70): 4M0612



handwritten signature

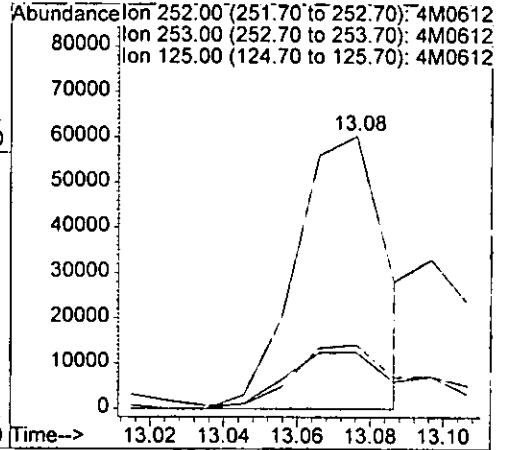
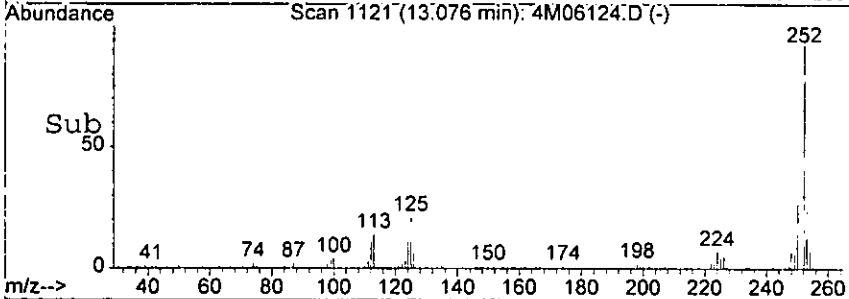


#83
 Benzo [b] fluoranthene
 Concen: 70.64 ng m
 RT: 13.08 min Scan# 1121
 Delta R.T. -0.24 min
 Lab File: 4M06124.D
 Acq: 14 Sep 2005 17:03

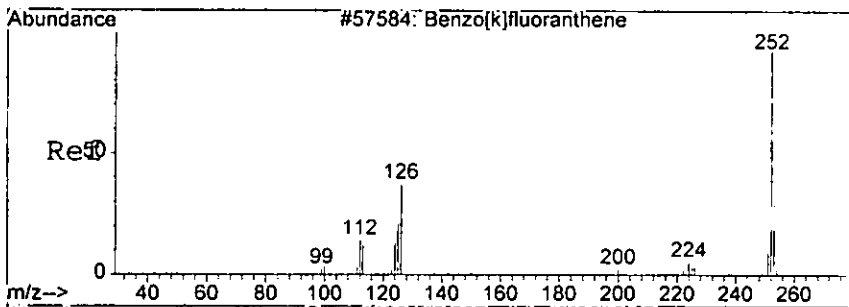


Tgt Ion: 252 Resp: 102729

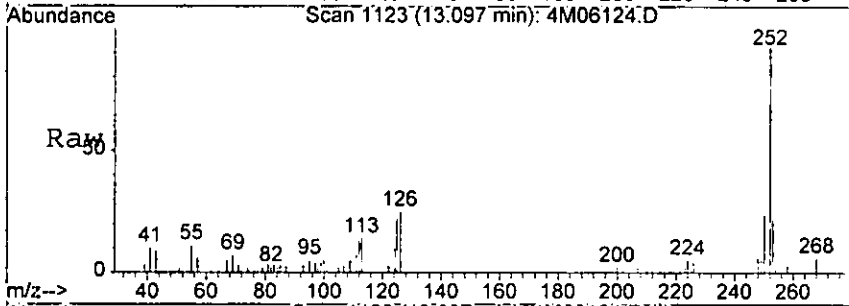
Ion	Ratio	Lower	Upper
252	100		
253	23.4	0.0	63.3
125	20.7	0.0	57.6



Handwritten signature

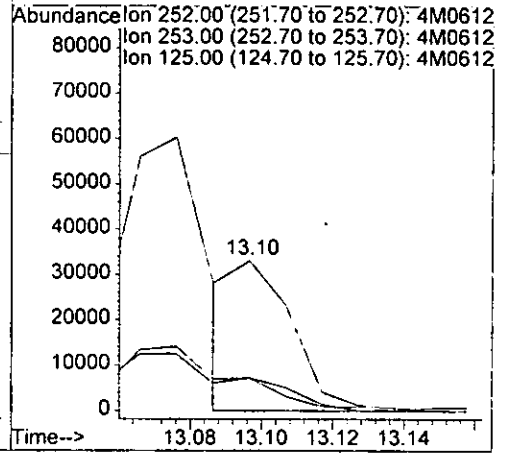
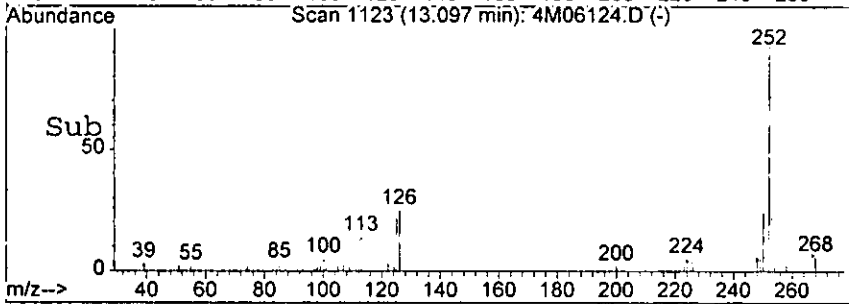


#84
 Benzo [k] fluoranthene
 Concen: 28.62 ng m
 RT: 13.10 min Scan# 1123
 Delta R.T. -0.26 min
 Lab File: 4M06124.D
 Acq: 14 Sep 2005 17:03

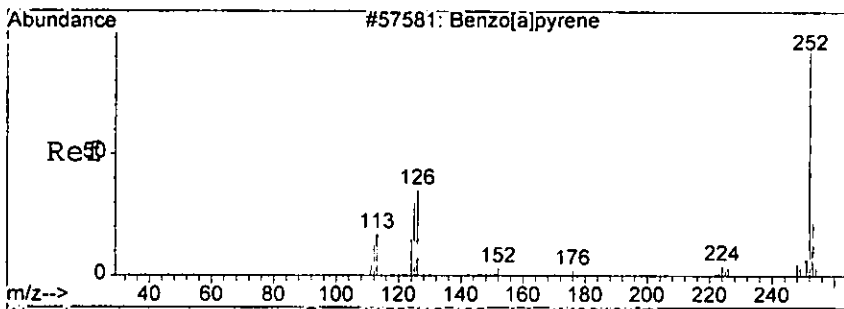


Tgt Ion: 252 Resp: 38139

Ion	Ratio	Lower	Upper
252	100		
253	21.7	0.0	63.5
125	21.7	0.0	53.8



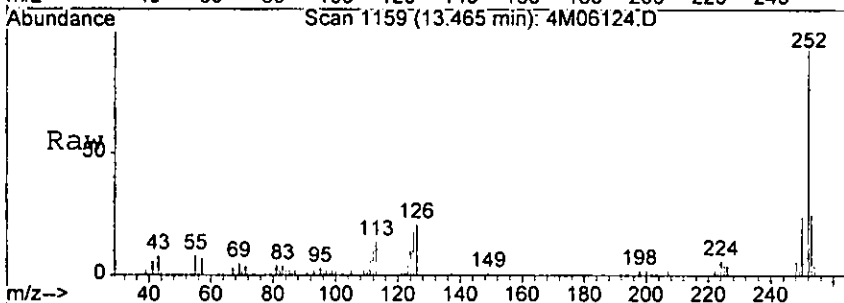
handwritten signature



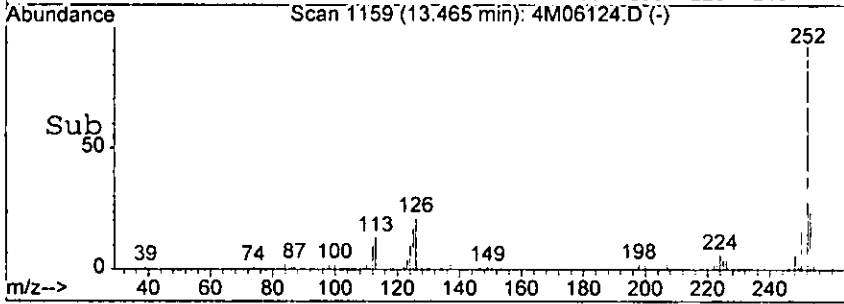
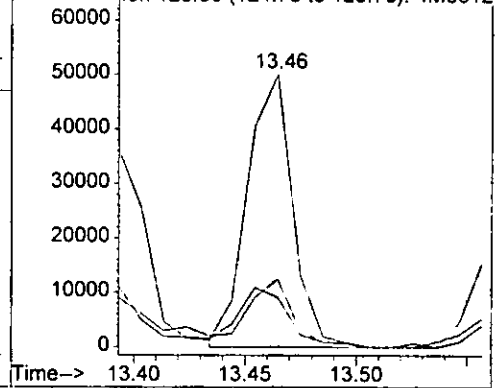
#85
 Benzo[a]pyrene
 Concen: 56.66 ng
 RT: 13.46 min Scan# 1159
 Delta R.T. -0.25 min
 Lab File: 4M06124.D
 Acq: 14 Sep 2005 17:03

1003

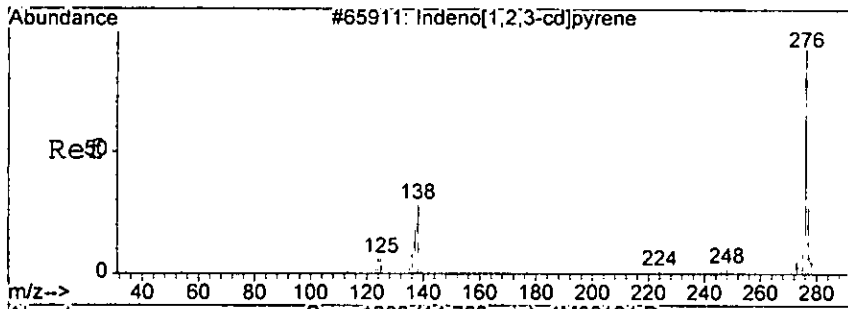
Tgt Ion	Resp	Lower	Upper
252	100		
253	24.8	0.0	62.9
125	18.2	0.0	57.6



Abundance
 Ion 252.00 (251.70 to 252.70): 4M0612
 Ion 253.00 (252.70 to 253.70): 4M0612
 Ion 125.00 (124.70 to 125.70): 4M0612

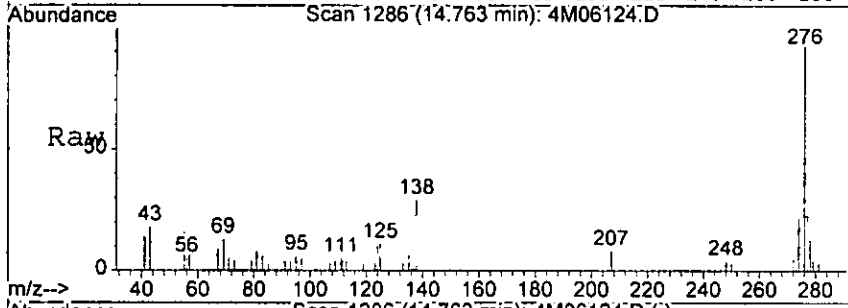


lgarr

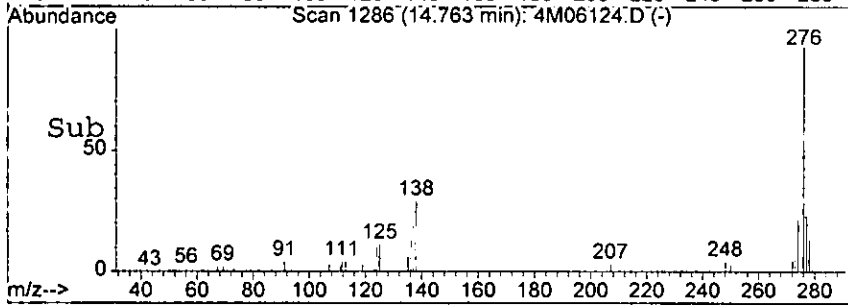
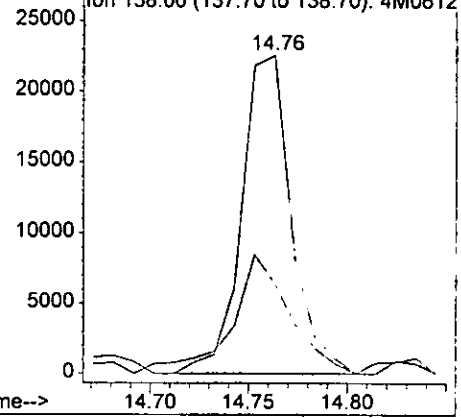


#86
 Indeno[1,2,3-cd]pyrene
 Concen: 33.56 ng
 RT: 14.76 min Scan# 1286
 Delta R.T. -0.26 min
 Lab File: 4M06124.D
 Acq: 14 Sep 2005 17:03

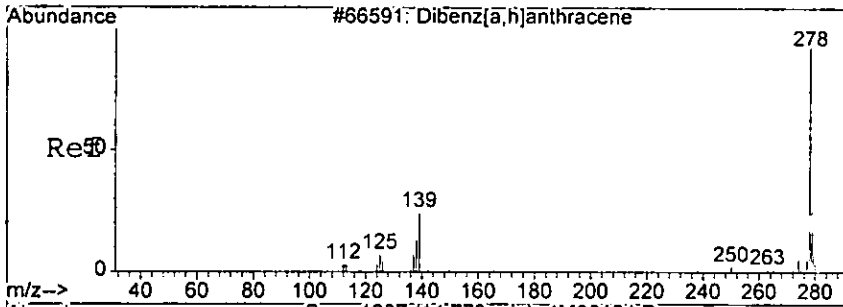
Tgt Ion: 276 Resp: 39595
 Ion Ratio Lower Upper
 276 100
 138 28.5 0.0 73.4



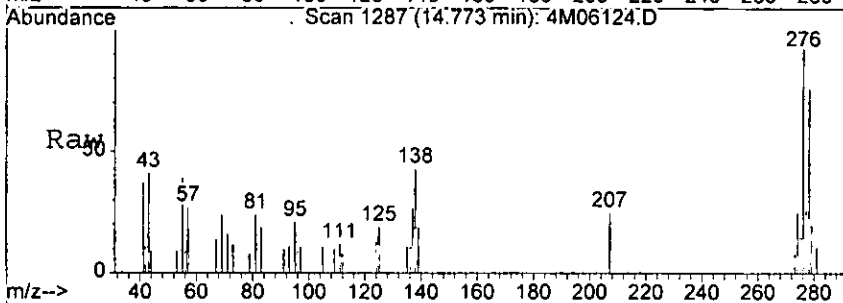
Abundance Ion 276.00 (275.70 to 276.70): 4M0612
 Ion 138.00 (137.70 to 138.70): 4M0612



handwritten signature

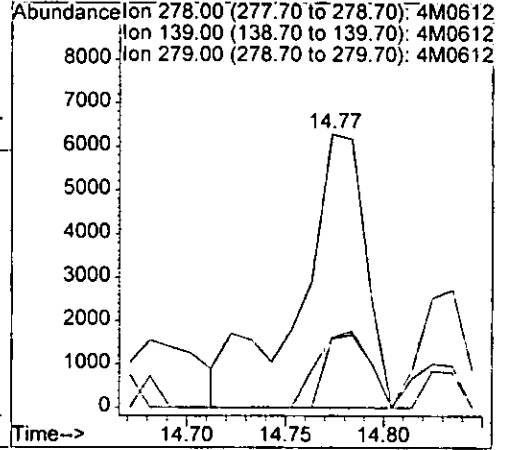
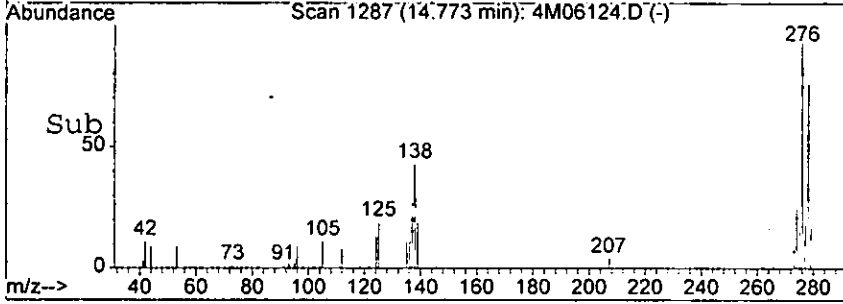


#87
 Dibenzo[a,h]anthracene
 Concen: 15.49 ng
 RT: 14.77 min Scan# 1287
 Delta R.T. -0.27 min
 Lab File: 4M06124.D
 Acq: 14 Sep 2005 17:03

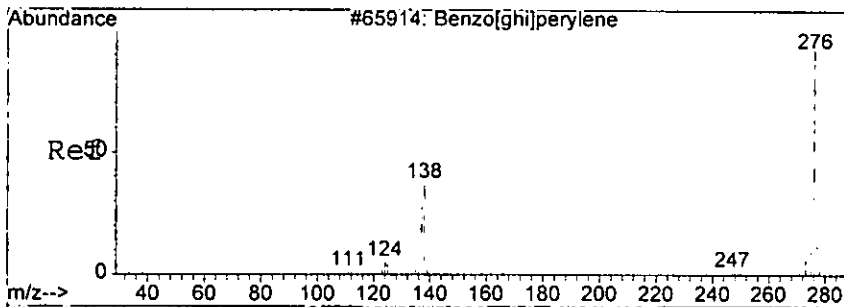


Tgt Ion: 278 Resp: 14683

Ion	Ratio	Lower	Upper
278	100		
139	25.4	0.0	63.8
279	25.9	0.0	64.0

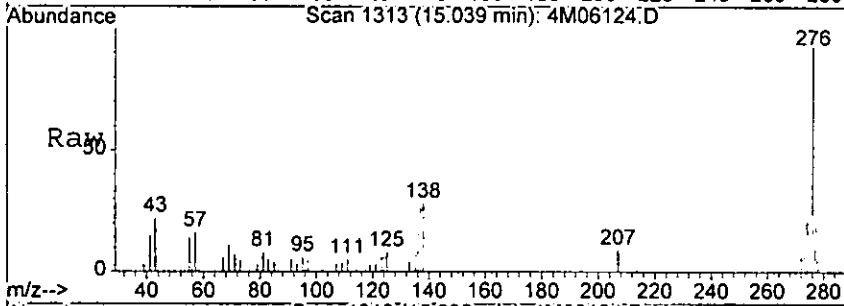


12000

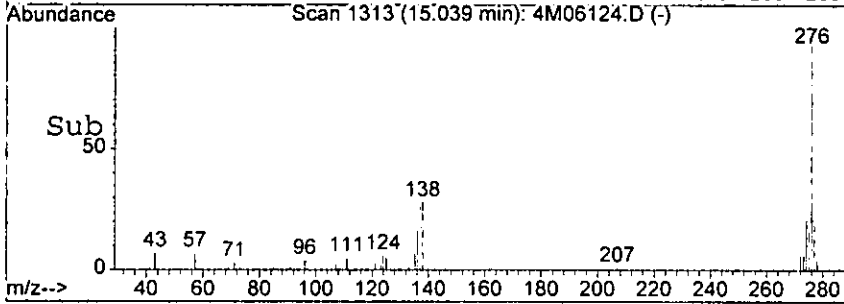
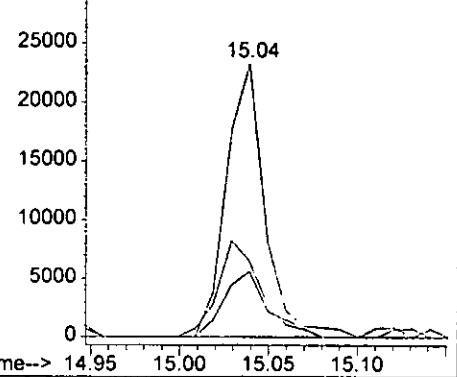


#88
 Benzo[g,h,i]perylene
 Concen: 38.71 ng
 RT: 15.04 min Scan# 1313
 Delta R.T. -0.26 min
 Lab File: 4M06124.D
 Acq: 14 Sep 2005 17:03

Tgt Ion	Ratio	Lower	Upper
276	100		
138	28.0	0.0	74.1
277	24.1	0.0	65.0



Abundance Ion 276.00 (275.70 to 276.70): 4M0612
 Ion 138.00 (137.70 to 138.70): 4M0612
 Ion 277.00 (276.70 to 277.70): 4M0612



handwritten signature

Form1

ORGANICS SEMIVOLATILE REPORT

19112

Sample Number: AC19506-014
 Client Id: PCTP72 (12)
 Data File: 4M06125.D
 Analysis Date: 09/14/05 17:27
 Date Rec/Extracted: 09/09/05-09/13/05

Matrix: Soil
 Initial Vol: 30g
 Final Vol: 1ml
 Dilution: 1
 Solids: 78

Units: mg/Kg

Cas #	Compound	RL	Conc	Cas #	Compound	RL	Conc
120-82-1	1,2,4-Trichlorobenzene	0.012	U	205-99-2	Benzo[b]fluoranthene	0.013	1.7
95-50-1	1,2-Dichlorobenzene	0.020	U	191-24-2	Benzo[g,h,i]perylene	0.0081	0.95
122-66-7	1,2-Diphenylhydrazine	0.012	U	207-08-9	Benzo[k]fluoranthene	0.014	0.72
541-73-1	1,3-Dichlorobenzene	0.018	U	111-91-1	bis(2-Chloroethoxy)methan	0.0097	U
106-46-7	1,4-Dichlorobenzene	0.022	U	111-44-4	bis(2-Chloroethyl)ether	0.023	U
95-95-4	2,4,5-Trichlorophenol	0.58	U	108-60-1	bis(2-chloroisopropyl)ether	0.014	U
88-06-2	2,4,6-Trichlorophenol	1.0	U	117-81-7	bis(2-Ethylhexyl)phthalat	0.039	0.18
120-83-2	2,4-Dichlorophenol	0.069	U	85-68-7	Butylbenzylphthalate	0.017	U
105-67-9	2,4-Dimethylphenol	0.059	U	86-74-8	Carbazole	0.013	0.32
51-28-5	2,4-Dinitrophenol	0.29	U	218-01-9	Chrysene	0.0088	1.5
121-14-2	2,4-Dinitrotoluene	0.016	U	84-74-2	Di-n-butylphthalate	0.0096	0.089
606-20-2	2,6-Dinitrotoluene	0.018	U	117-84-0	Di-n-octylphthalate	0.010	U
91-58-7	2-Chloronaphthalene	0.012	U	53-70-3	Dibenzo[a,h]anthracene	0.015	0.32
95-57-8	2-Chlorophenol	0.087	U	132-64-9	Dibenzofuran	0.054	0.29
91-57-6	2-Methylnaphthalene	0.055	0.16	84-66-2	Diethylphthalate	0.012	U
95-48-7	2-Methylphenol	0.20	U	131-11-3	Dimethylphthalate	0.0097	U
88-74-4	2-Nitroaniline	0.030	U	206-44-0	Fluoranthene	0.012	2.4
88-75-5	2-Nitrophenol	0.050	U	86-73-7	Fluorene	0.011	0.45
106-44-5	3&4-Methylphenol	0.23	U	118-74-1	Hexachlorobenzene	0.020	U
91-94-1	3,3'-Dichlorobenzidine	0.094	U	87-68-3	Hexachlorobutadiene	0.018	U
99-09-2	3-Nitroaniline	0.18	U	77-47-4	Hexachlorocyclopentadiene	0.11	U
534-52-1	4,6-Dinitro-2-methylphenol	0.081	U	67-72-1	Hexachloroethane	0.032	U
101-55-3	4-Bromophenyl-phenylether	0.016	U	193-39-5	Indeno[1,2,3-cd]pyrene	0.0059	0.82
59-50-7	4-Chloro-3-methylphenol	0.11	U	78-59-1	Isophorone	0.013	U
106-47-8	4-Chloroaniline	0.33	U	621-64-7	N-Nitroso-di-n-propylamine	0.021	U
7005-72-3	4-Chlorophenyl-phenylether	0.020	U	62-75-9	N-Nitrosodimethylamine	0.50	U
100-01-6	4-Nitroaniline	0.11	U	86-30-6	n-Nitrosodiphenylamine	0.020	U
100-02-7	4-Nitrophenol	0.076	U	91-20-3	Naphthalene	0.010	0.18
83-32-9	Acenaphthene	0.018	0.47	98-95-3	Nitrobenzene	0.017	U
208-96-8	Acenaphthylene	0.0099	0.062	87-86-5	Pentachlorophenol	0.053	U
120-12-7	Anthracene	0.011	0.67	85-01-8	Phenanthrene	0.0098	2.5
92-87-5	Benzidine	0.097	U	108-95-2	Phenol	0.065	U
56-55-3	Benzo[a]anthracene	0.0075	1.4	129-00-0	Pyrene	0.0099	3.3
50-32-8	Benzo[a]pyrene	0.0098	1.4				

Worksheet #: 19611

Total Target Concentration 19.881

U - Indicates the compound was analyzed but not detected.
 B - Indicates the analyte was found in the blank as well as in the sample.
 E - Indicates the analyte concentration exceeds the calibration range of the instrument.

R - Retention Time Out
 J - Indicates an estimated value when a compound is detected at less than the specified detection limit.

1
2
3
4

Data File : G:\GcMsData\2005\Gcms_4\Data\09-14-05\4M06125.D Vial: 20
 Acq On : 14 Sep 2005 17:27 Operator: AHD
 Sample : AC19506-014 Inst : GCMS_4
 Misc : S,BNA Multiplr: 1.00
 MS Integration Params: RTEINT.P
 Quant Time: Sep 22 16:16 2005 Quant Results File: 4M_0901.RES

Quant Method : G:\GCMSDATA\2005\GCMS_4\METHODS\4M_0901.M (RTE Integrator)
 Title : @GCMS_4,mg,625,8270
 Last Update : Fri Sep 02 08:08:19 2005
 Response via : Initial Calibration
 DataAcq Meth : 4M_0901

Internal Standards	R.T.	QIon	Response	Conc	Units	Dev (Min)
1) 1,4-Dichlorobenzene-d4	4.54	152	64270	40.00	ng	-0.14
19) Naphthalene-d8	5.53	136	219579	40.00	ng	-0.14
35) Acenaphthene-d10	7.02	164	107759	40.00	ng	-0.18
59) Phenanthrene-d10	8.59	188	157437	40.00	ng	-0.20
72) Chrysene-d12	11.73	240	69548	40.00	ng	-0.23
81) Perylene-d12	13.53	264	39860	40.00	ng	-0.26

System Monitoring Compounds

4) 2-Fluorophenol	3.34	112	303275	153.71	ng	-0.16
Spiked Amount	200.000		Recovery	=	76.86%	
7) Phenol-d5	4.27	99	367418	147.27	ng	-0.13
Spiked Amount	200.000		Recovery	=	73.64%	
20) Nitrobenzene-d5	4.99	128	83565	72.76	ng	-0.14
Spiked Amount	100.000		Recovery	=	72.76%	
40) 2-Fluorobiphenyl	6.42	172	292845	77.00	ng	-0.16
Spiked Amount	100.000		Recovery	=	77.00%	
62) 2,4,6-Tribromophenol	7.84	332	87470	138.92	ng	-0.19
Spiked Amount	200.000		Recovery	=	69.46%	
75) Terphenyl-d14	10.48	244	185652	98.07	ng	-0.21
Spiked Amount	100.000		Recovery	=	98.07%	

Target Compounds

Target Compounds	R.T.	QIon	Response	Conc	Units	Qvalue
29) Naphthalene	5.54	128	24096	4.19	ng	98
33) 2-Methylnaphthalene	6.09	142	13563	3.73	ng	99
46) Acenaphthylene	6.89	152	7135	1.46	ng	97
49) Acenaphthene	7.05	153	36898	11.11	ng	99
52) Dibenzofuran	7.23	168	30965	6.71	ng	84
55) Fluorene	7.58	166	33452	10.48	ng	99
67) Phenanthrene	8.62	178	244674	59.08	ng	98
68) Anthracene	8.67	178	70617	15.62	ng	97
69) Carbazole	8.87	167	31564	7.49	ng	96
70) Di-n-butylphthalate	9.33	149	12511	2.08	ng	94
71) Fluoranthene	9.99	202	258666	55.62	ng	99
73) Pyrene	10.24	202	205818	77.07	ng	96
78) Benzo[a]anthracene	11.72	228	77962	33.17	ng	99
79) Chrysene	11.76	228	73776	34.23	ng	97
80) bis(2-Ethylhexyl)phthalate	11.87	149	8647	4.11	ng	91
83) Benzo[b]fluoranthene	13.08	252	69321m	40.80	ng	
84) Benzo[k]fluoranthene	13.10	252	26249m	16.86	ng	
85) Benzo[a]pyrene	13.46	252	46792	32.18	ng	95
86) Indeno[1,2,3-cd]pyrene	14.76	276	26419	19.16	ng	100

(#) = qualifier out of range (m) = manual integration

Handwritten signature

Data File : G:\GcMsData\2005\Gcms_4\Data\09-14-05\4M06125.D Vial: 20
Acq On : 14 Sep 2005 17:27 Operator: AHD
Sample : AC19506-014 Inst : GCMS_4
Misc : S,BNA Multiplr: 1.00
MS Integration Params: RTEINT.P
Quant Time: Sep 22 16:16 2005

Quant Results File: 4M_0901.RES

Quant Method : G:\GCMSDATA\2005\GCMS_4\METHODS\4M_0901.M (RTE Integrator)
Title : @GCMS_4,mg,625,8270
Last Update : Fri Sep 02 08:08:19 2005
Response via : Initial Calibration
DataAcq Meth : 4M_0901

Compound	R.T.	QIon	Response	Conc	Unit	Qvalue
87) Dibenzo[a,h]anthracene	14.78	278	8317	7.51	ng	89
88) Benzo[g,h,i]perylene	15.04	276	23760	22.31	ng	97

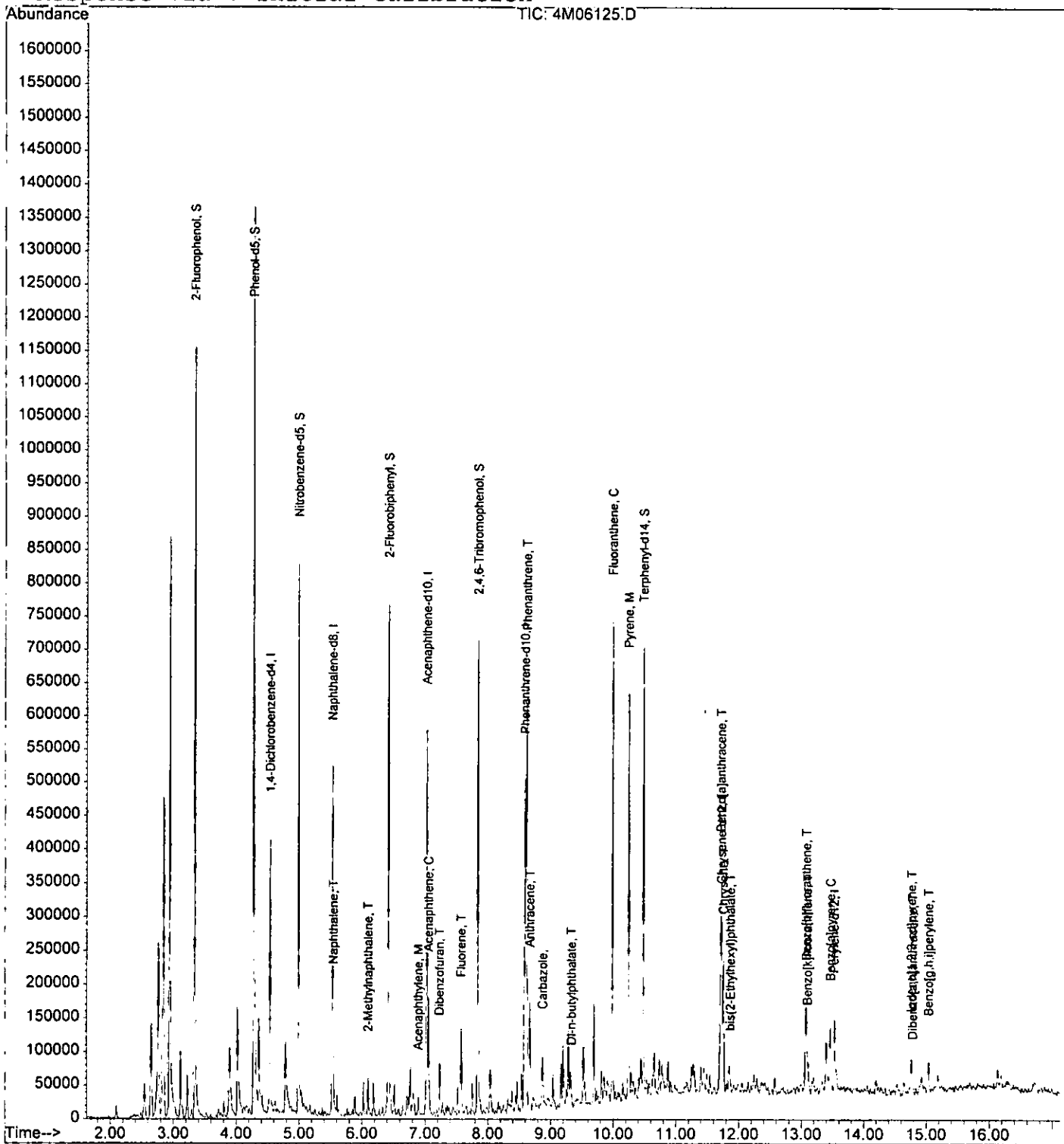
(#) = qualifier out of range (m) = manual integration

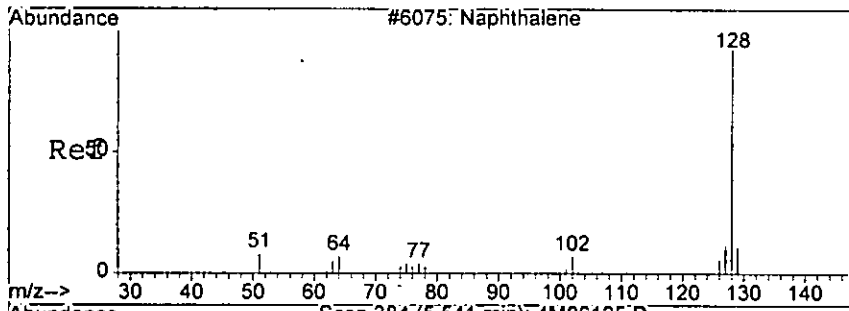
Quantitation Report

Data File : G:\GcMsData\2005\Gcms_4\Data\09-14-05\4M06125.D Vial: 2801
 Acq On : 14 Sep 2005 17:27 Operator: AHD
 Sample : AC19506-014 Inst : GCMS_4
 Misc : S,BNA Multiplr: 1.00
 MS Integration Params: RTEINT.P
 Quant Time: Sep 22 16:16 2005

Quant Results File: 4M_0901.RES

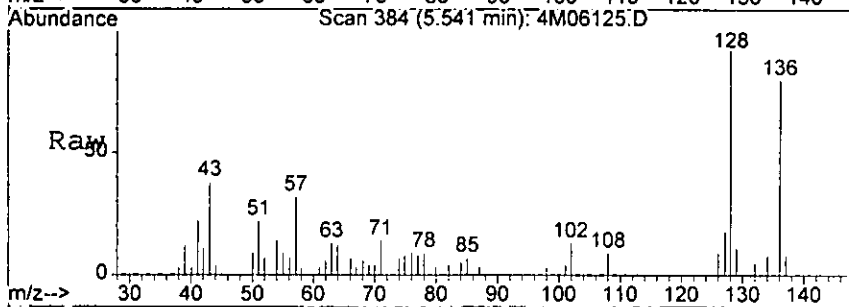
Method : G:\GCMSDATA\2005\GCMS_4\METHODS\4M_0901.M (RTE Integrator)
 Title : @GCMS_4,mg,625,8270
 Last Update : Thu Sep 01 11:26:24 2005
 Response via : Initial Calibration





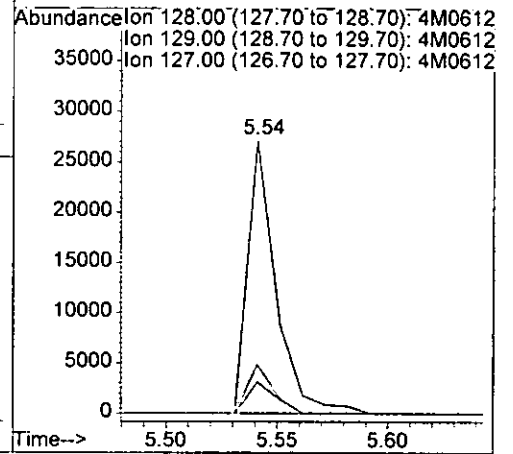
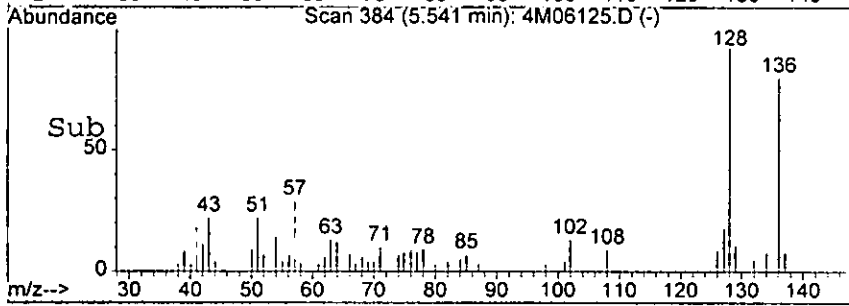
#29
 Naphthalene
 Concen: 4.19 ng
 RT: 5.54 min Scan# 384
 Delta R.T. -0.15 min.
 Lab File: 4M06125.D
 Acq: 14 Sep 2005 17:27

1111

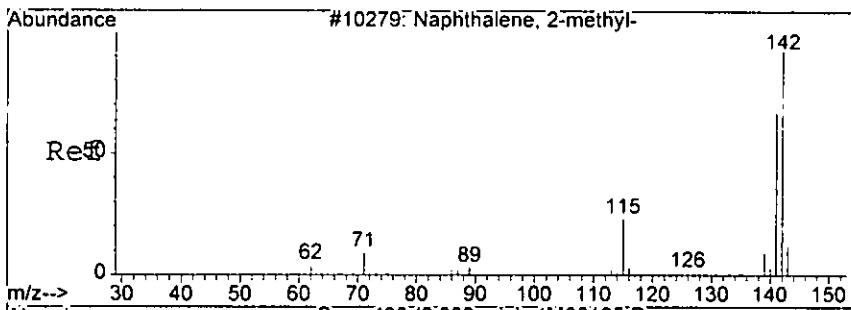


Tgt Ion: 128 Resp: 24096

Ion	Ratio	Lower	Upper
128	100		
129	11.4	0.0	51.8
127	17.9	0.0	57.0



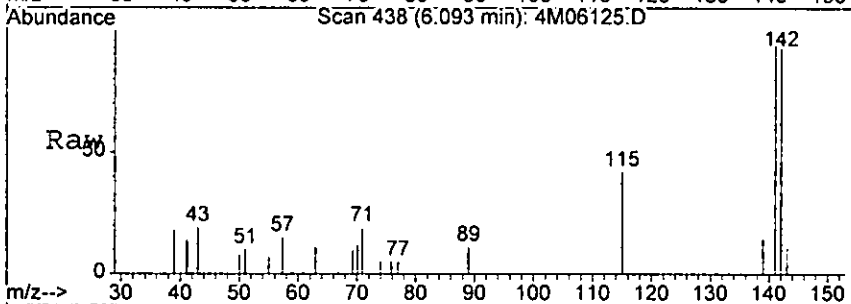
ham



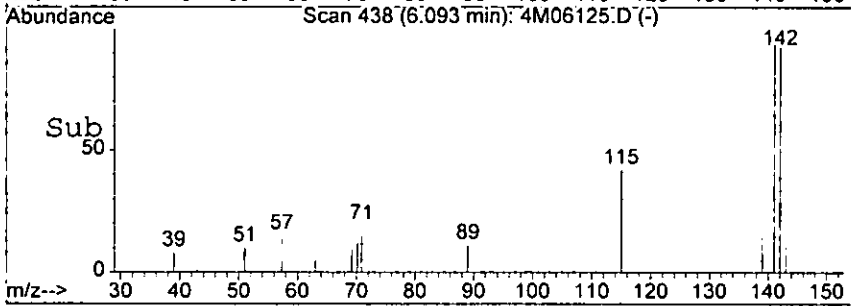
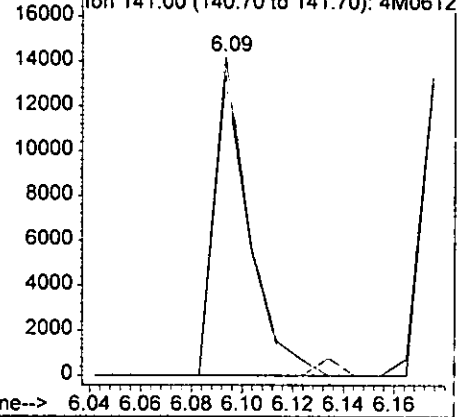
#33
 2-Methylnaphthalene
 Concen: 3.73 ng
 RT: 6.09 min Scan# 438
 Delta R.T. -0.16 min
 Lab File: 4M06125.D
 Acq: 14 Sep 2005 17:27

1017

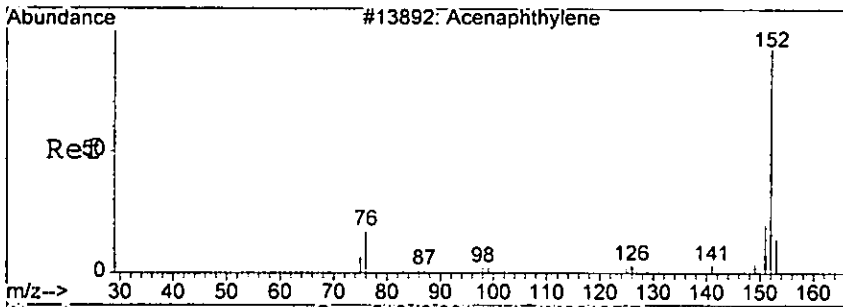
Tgt Ion:142 Resp: 13563
 Ion Ratio Lower Upper
 142 100
 141 94.3 55.7 135.7



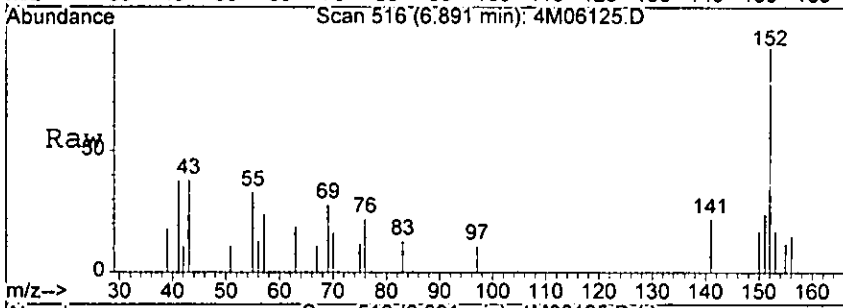
Abundance Ion 142.00 (141.70 to 142.70): 4M0612
 Ion 141.00 (140.70 to 141.70): 4M0612



ng/ml

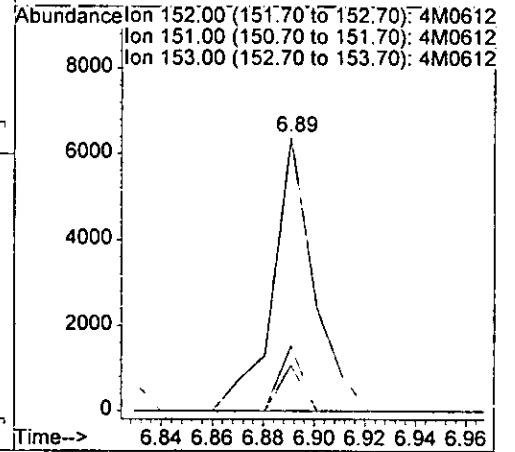
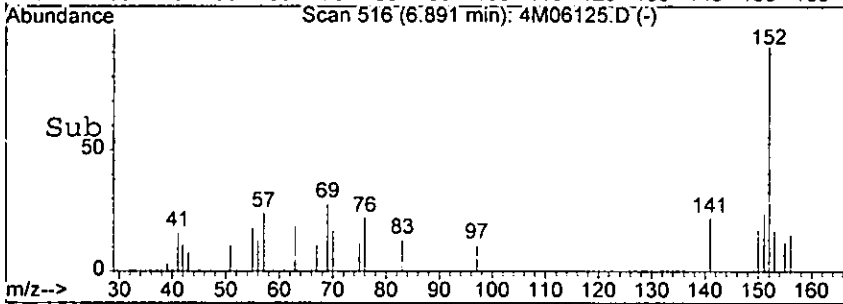


#46
 Acenaphthylene
 Concen: 1.46 ng
 RT: 6.89 min Scan# 516
 Delta R.T. -0.18 min
 Lab File: 4M06125.D
 Acq: 14 Sep 2005 17:27

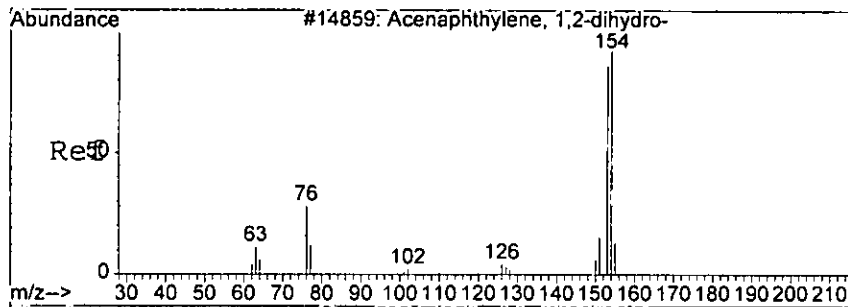


Tgt Ion: 152 Resp: 7135

Ion	Ratio	Lower	Upper
152	100		
151	23.9	0.0	63.6
153	16.8	0.0	53.8

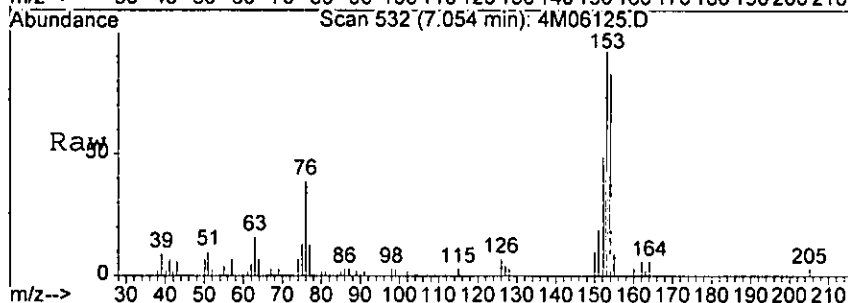


Warr



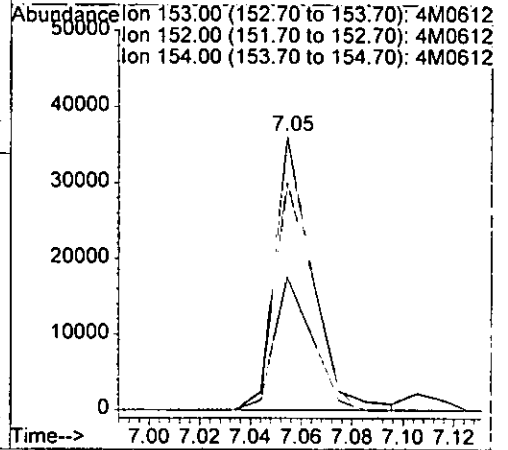
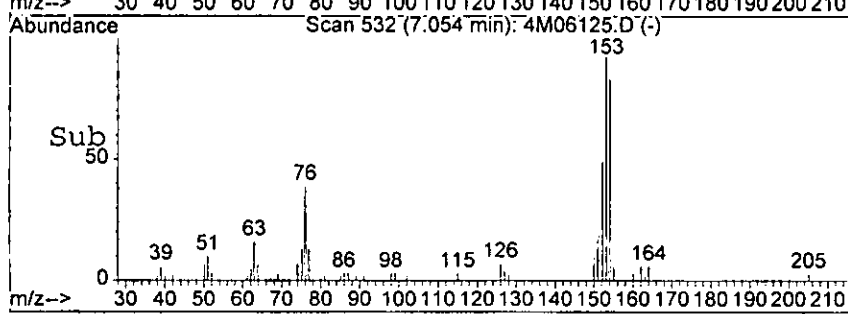
#49
 Acenaphthene
 Concen: 11.11 ng
 RT: 7.05 min Scan# 532
 Delta R.T. -0.19 min
 Lab File: 4M06125.D
 Acq: 14 Sep 2005 17:27

1019

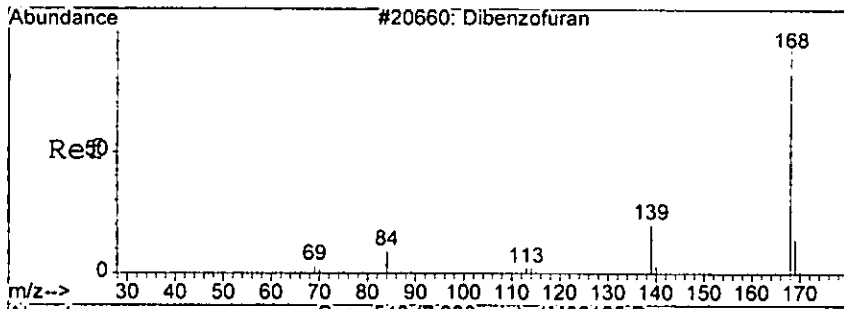


Tgt Ion: 153 Resp: 36898

Ion	Ratio	Lower	Upper
153	100		
152	48.7	8.3	88.3
154	83.4	45.1	125.1

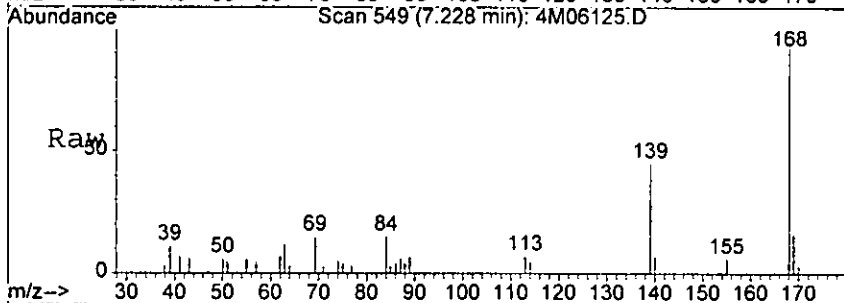


handwritten signature

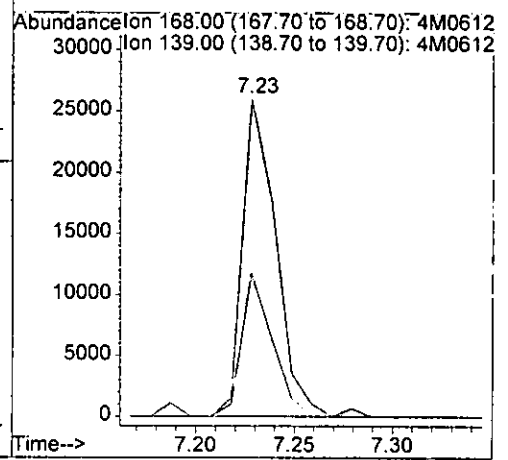
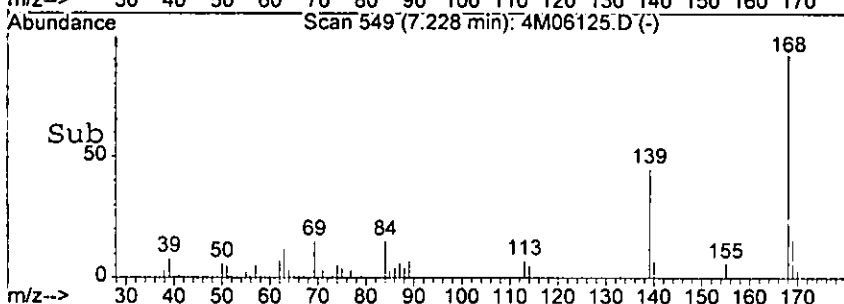


#52
 Dibenzofuran
 Concen: 6.71 ng
 RT: 7.23 min Scan# 549
 Delta R.T. -0.19 min
 Lab File: 4M06125.D
 Acq: 14 Sep 2005 17:27

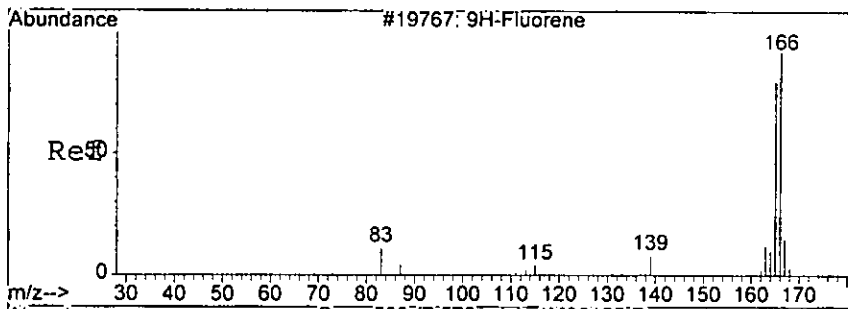
1020



Tgt Ion: 168 Resp: 30965
 Ion Ratio Lower Upper
 168 100
 139 45.2 6.0 66.0



Handwritten signature

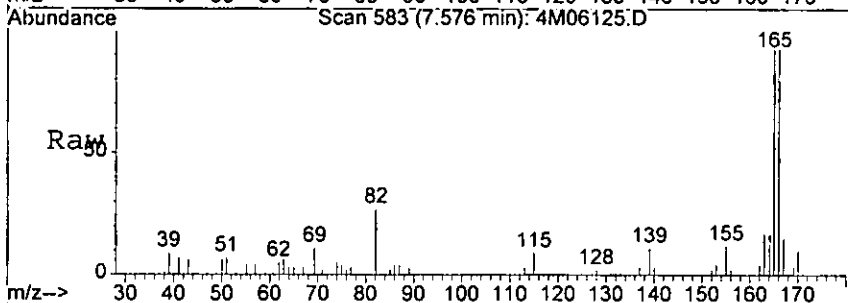


#55
 Fluorene
 Concen: 10.48 ng
 RT: 7.58 min Scan# 583
 Delta R.T. -0.19 min
 Lab File: 4M06125.D
 Acq: 14 Sep 2005 17:27

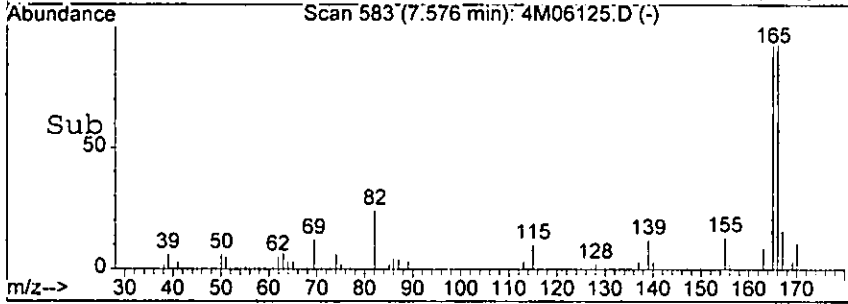
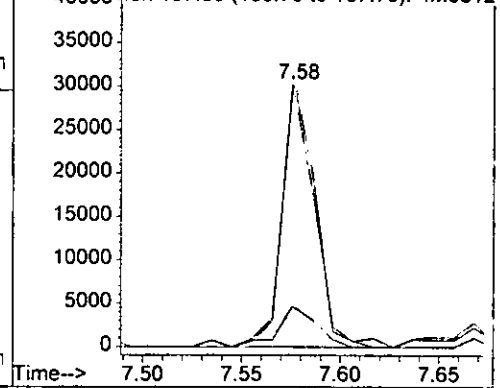
1201

Tgt Ion: 166 Resp: 33452

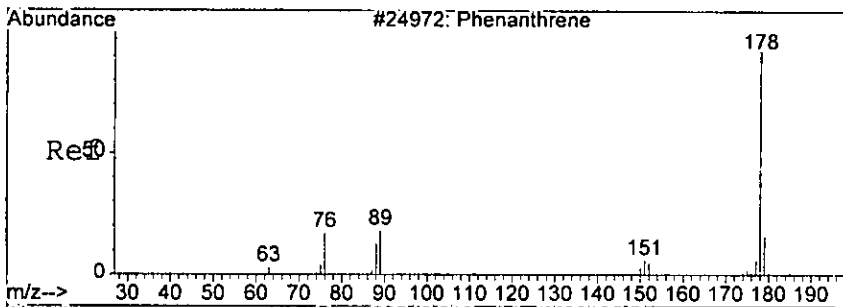
Ion	Ratio	Lower	Upper
166	100		
165	104.1	63.3	143.3
167	15.7	0.0	54.6



Abundance Ion 166.00 (165.70 to 166.70): 4M0612
 Ion 165.00 (164.70 to 165.70): 4M0612
 Ion 167.00 (166.70 to 167.70): 4M0612



12/20

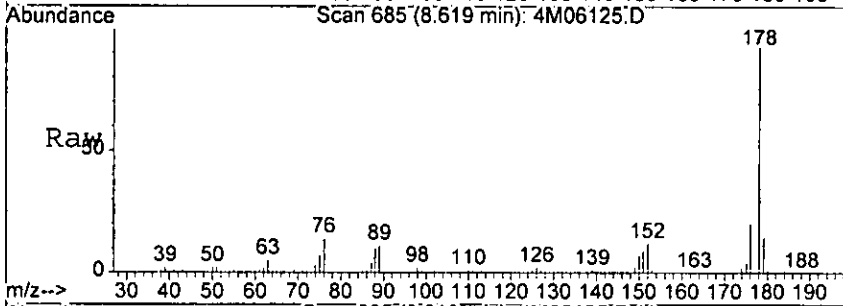


#67
 Phenanthrene
 Concen: 59.08 ng
 RT: 8.62 min Scan# 685
 Delta R.T. -0.20 min
 Lab File: 4M06125.D
 Acq: 14 Sep 2005 17:27

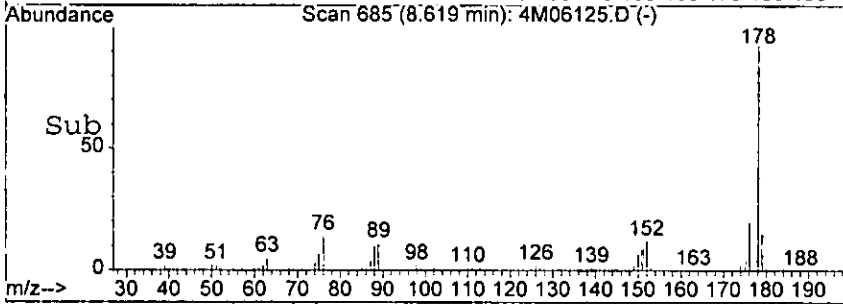
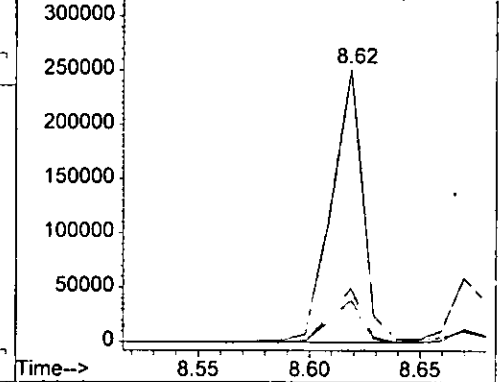
1022

Tgt Ion: 178 Resp: 244674

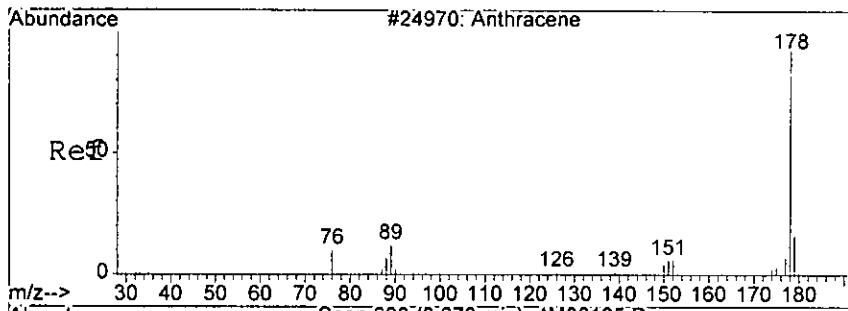
Ion	Ratio	Lower	Upper
178	100		
179	15.4	0.0	56.6
176	19.7	0.0	60.5



Abundance Ion 178.00 (177.70 to 178.70): 4M0612
 Ion 179.00 (178.70 to 179.70): 4M0612
 Ion 176.00 (175.70 to 176.70): 4M0612

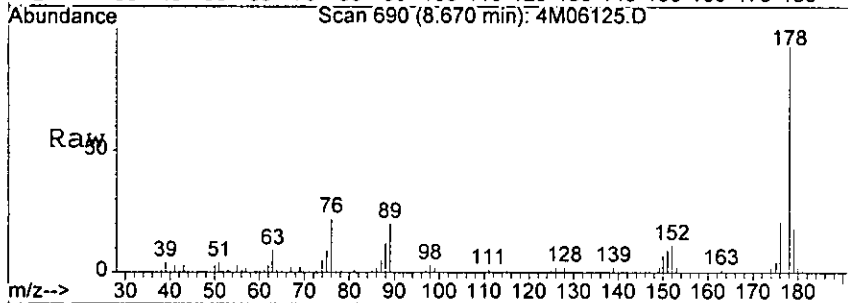


ham



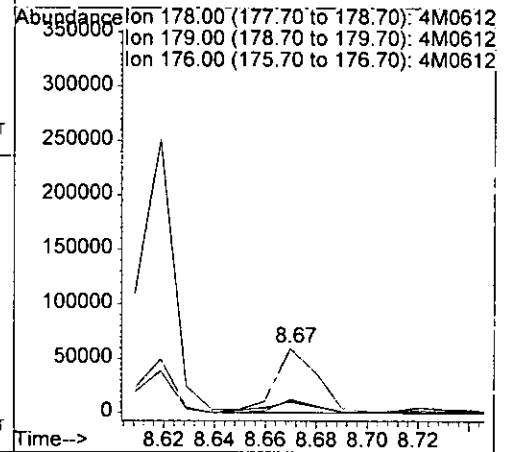
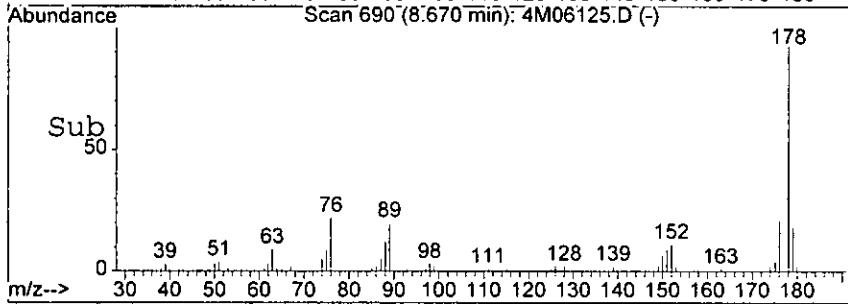
#68
 Anthracene
 Concen: 15.62 ng
 RT: 8.67 min Scan# 690
 Delta R.T. -0.20 min
 Lab File: 4M06125.D
 Acq: 14 Sep 2005 17:27

123

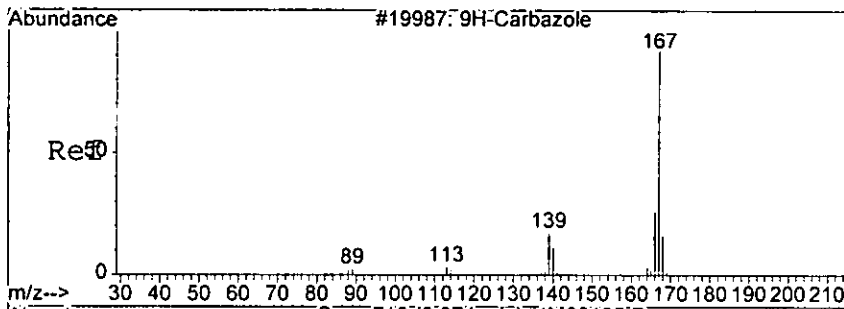


Tgt Ion: 178 Resp: 70617

Ion	Ratio	Lower	Upper
178	100		
179	17.9	0.0	56.6
176	21.5	0.0	60.2



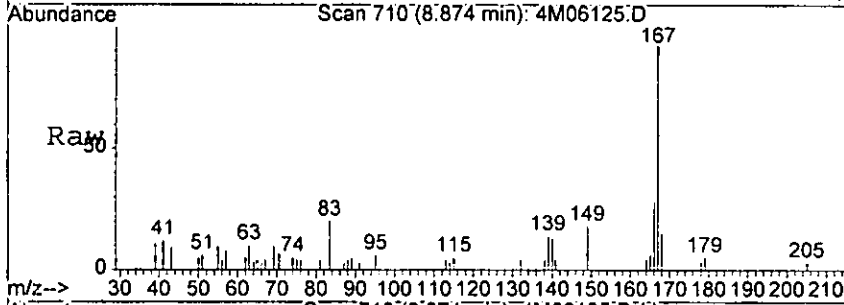
handwritten signature



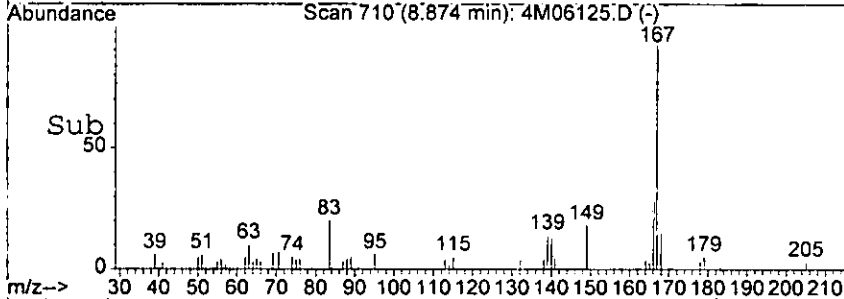
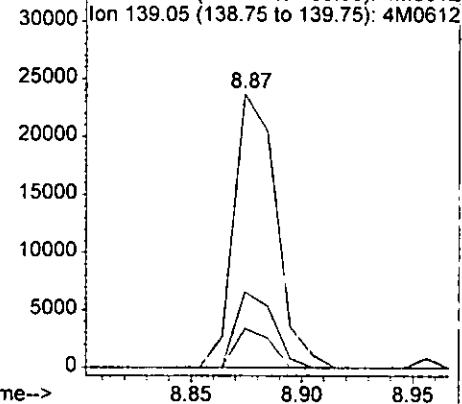
#69
 Carbazole
 Concen: 7.49 ng
 RT: 8.87 min Scan# 710
 Delta R.T. -0.20 min
 Lab File: 4M06125.D
 Acq: 14 Sep 2005 17:27

1024

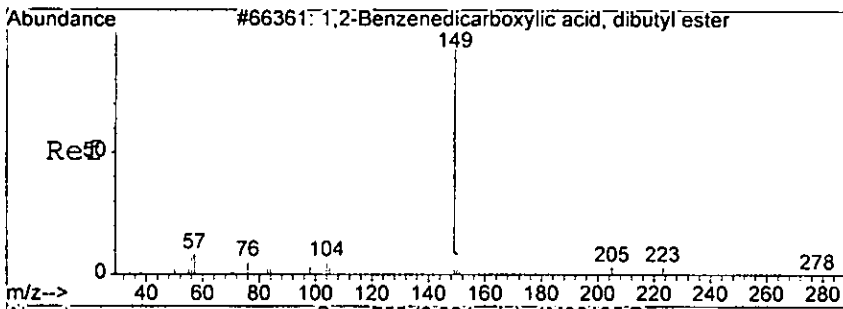
Tgt Ion	Resp	Lower	Upper
167	100		
166	27.7	4.9	44.9
139	14.2	0.0	33.9



Abundance Ion 167.10 (166.80 to 167.80): 4M0612
 Ion 166.20 (165.90 to 166.90): 4M0612
 Ion 139.05 (138.75 to 139.75): 4M0612



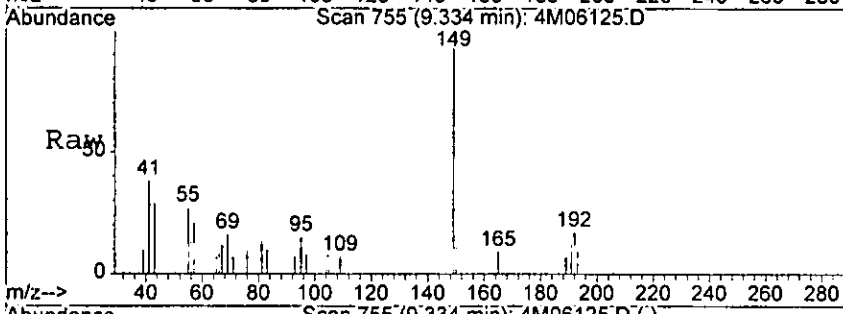
Wagon



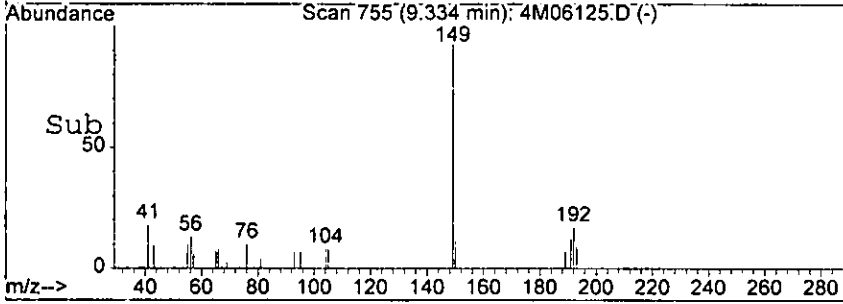
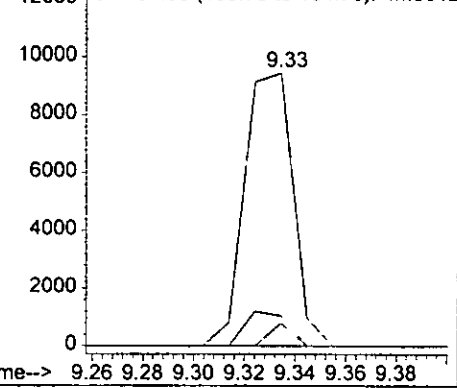
#70
 Di-n-butylphthalate
 Concen: 2.08 ng
 RT: 9.33 min Scan# 755
 Delta R.T. -0.19 min
 Lab File: 4M06125.D
 Acq: 14 Sep 2005 17:27

1025

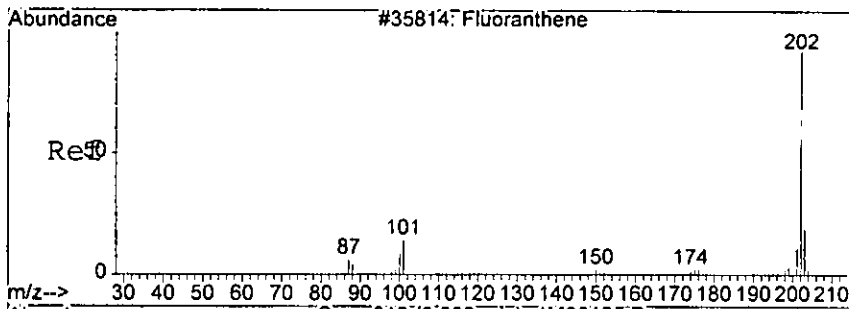
Tgt Ion	Ratio	Lower	Upper
149	100		
150	11.1	0.0	49.8
104	8.4	0.0	44.6



Abundance Ion 149.00 (148.70 to 149.70): 4M0612
 Ion 150.00 (149.70 to 150.70): 4M0612
 Ion 104.00 (103.70 to 104.70): 4M0612



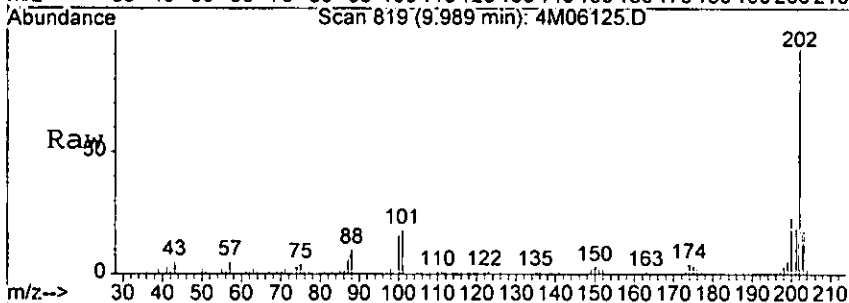
handwritten signature



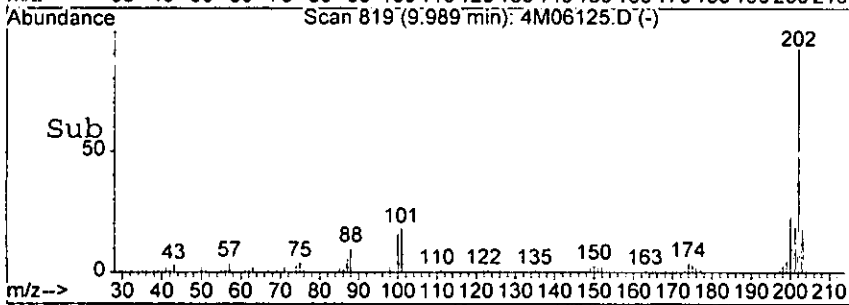
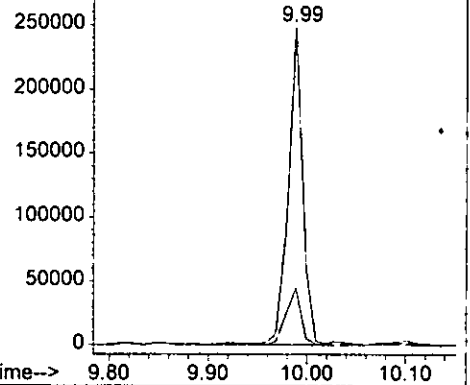
#71
 Fluoranthene
 Concen: 55.62 ng
 RT: 9.99 min Scan# 819
 Delta R.T. -0.21 min
 Lab File: 4M06125.D
 Acq: 14 Sep 2005 17:27

1026

Tgt Ion: 202 Resp: 258666
 Ion Ratio Lower Upper
 202 100
 101 18.0 0.0 58.3

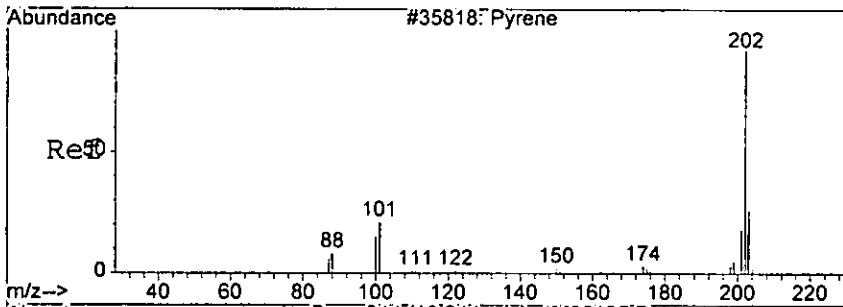


Abundance Ion 202.00 (201.70 to 202.70): 4M0612
 Ion 101.00 (100.70 to 101.70): 4M0612

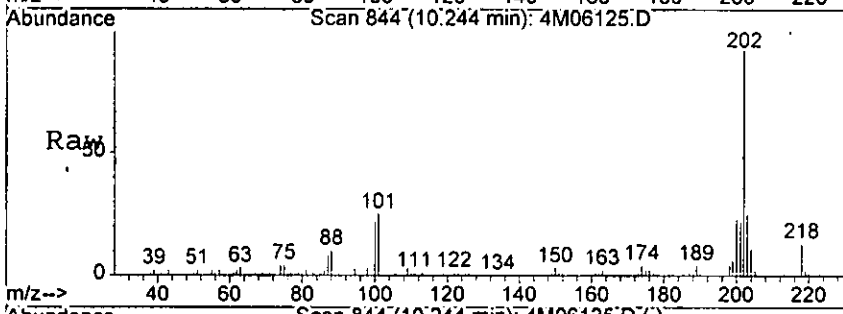


handwritten signature

1827

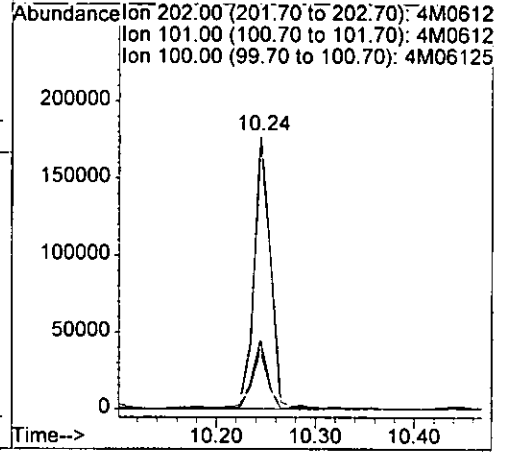
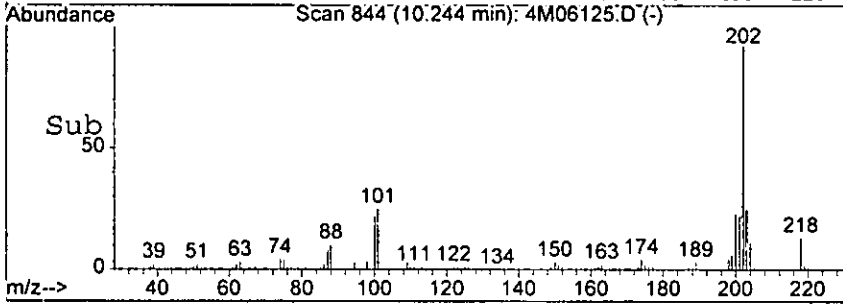


#73
 Pyrene
 Concen: 77.07 ng
 RT: 10.24 min Scan# 844
 Delta R.T. -0.21 min
 Lab File: 4M06125.D
 Acq: 14 Sep 2005 17:27

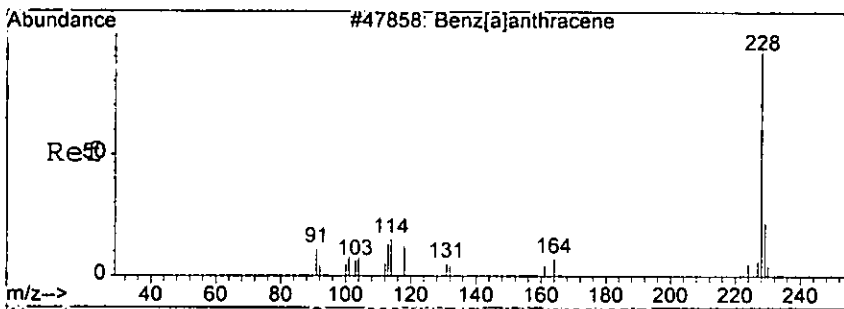


Tgt Ion: 202 Resp: 205818

Ion	Ratio	Lower	Upper
202	100		
101	25.3	0.0	62.7
100	21.9	0.0	60.5



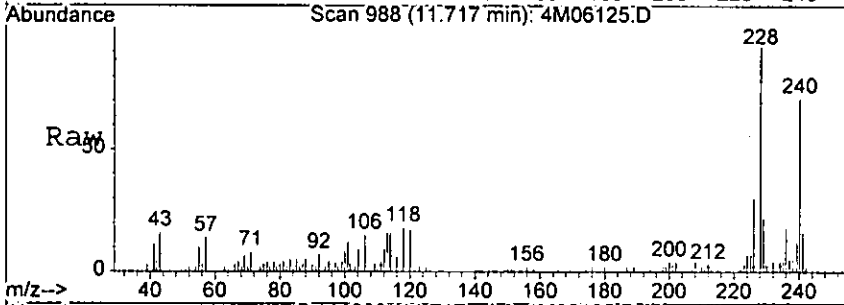
ham



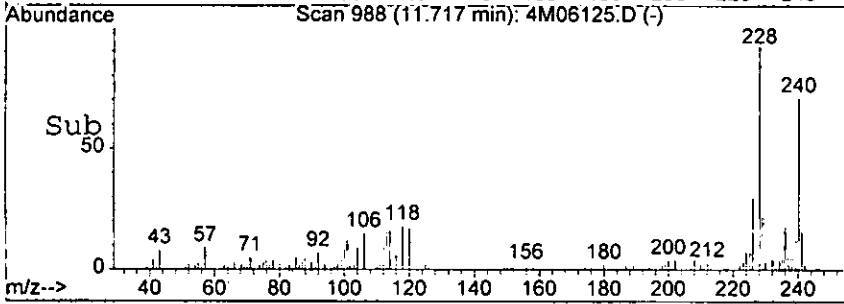
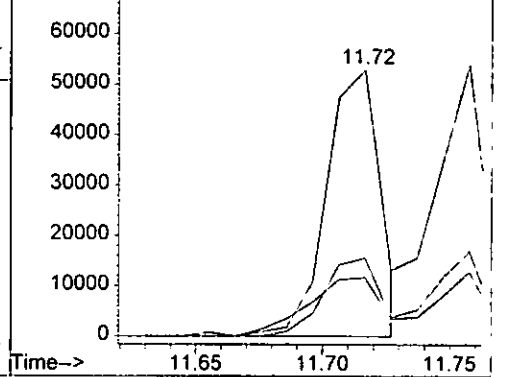
#78
 Benzo[a]anthracene
 Concen: 33.17 ng
 RT: 11.72 min Scan# 988
 Delta R.T. -0.23 min
 Lab File: 4M06125.D
 Acq: 14 Sep 2005 17:27

1028

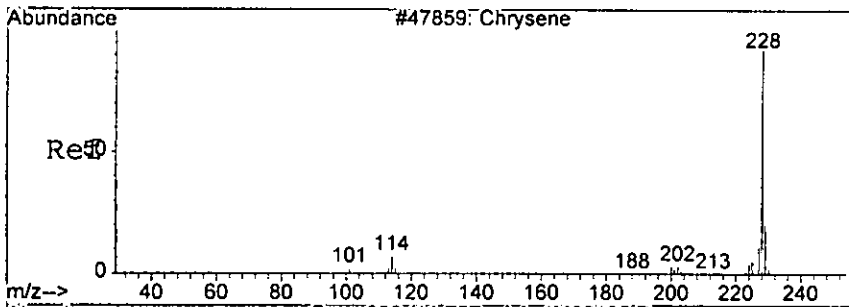
Tgt Ion	Ratio	Lower	Upper
228	100		
229	20.6	0.0	60.5
226	29.5	0.0	69.0



Abundance
 Ion 228.00 (227.70 to 228.70): 4M0612
 Ion 229.00 (228.70 to 229.70): 4M0612
 Ion 226.00 (225.70 to 226.70): 4M0612



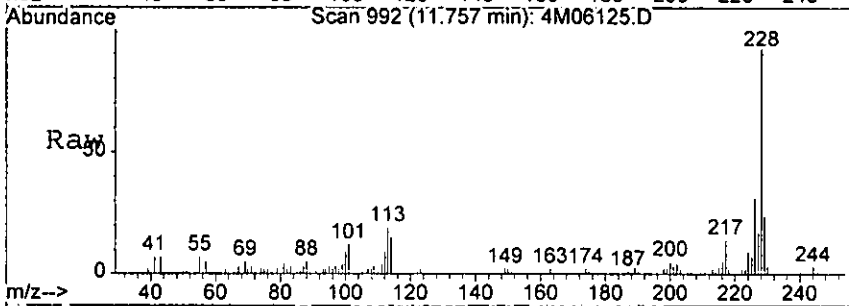
handwritten signature



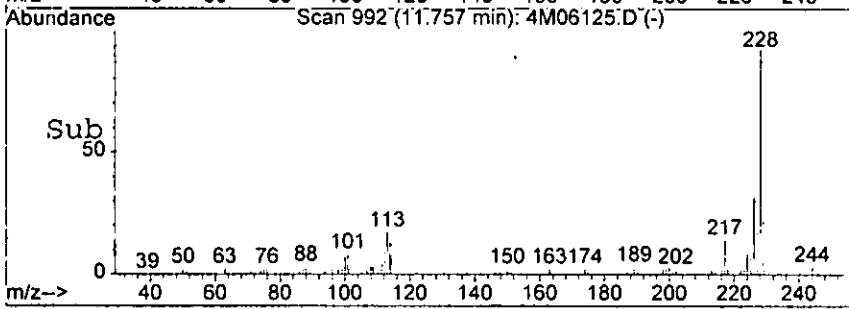
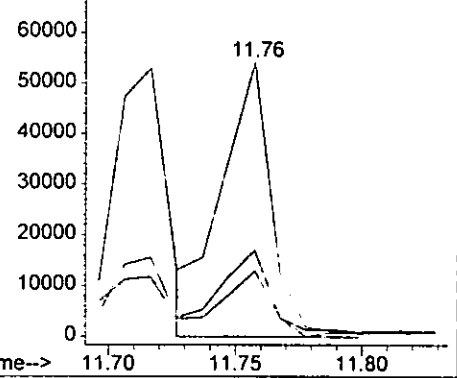
#79
 Chrysene
 Concen: 34.23 ng
 RT: 11.76 min Scan# 992
 Delta R.T. -0.23 min
 Lab File: 4M06125.D
 Acq: 14 Sep 2005 17:27

1829

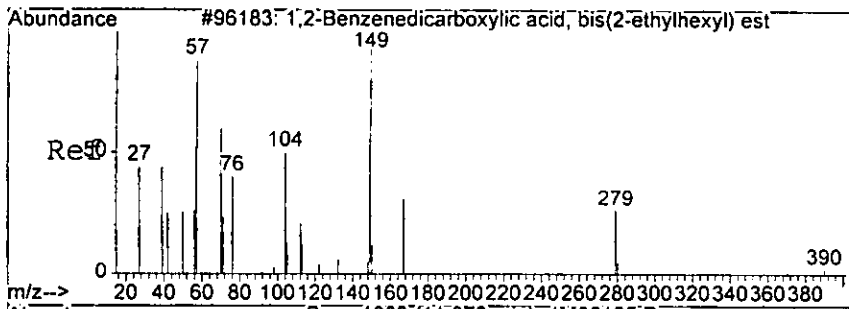
Tgt Ion	Resp	Lower	Upper
228	73776	100	
226	30.4	12.0	52.0
229	22.3	0.0	61.1



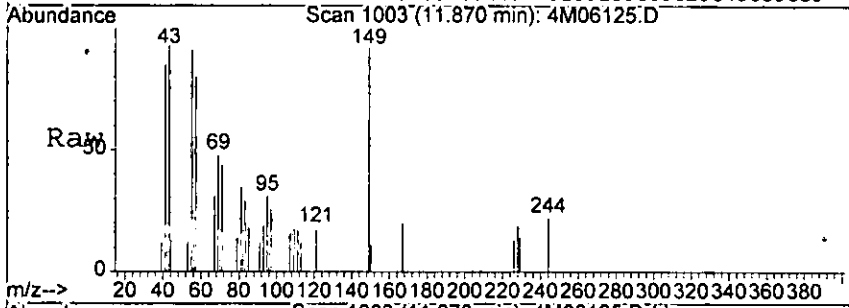
Abundance Ion 228.00 (227.70 to 228.70): 4M0612
 Ion 226.00 (225.70 to 226.70): 4M0612
 Ion 229.00 (228.70 to 229.70): 4M0612



W900

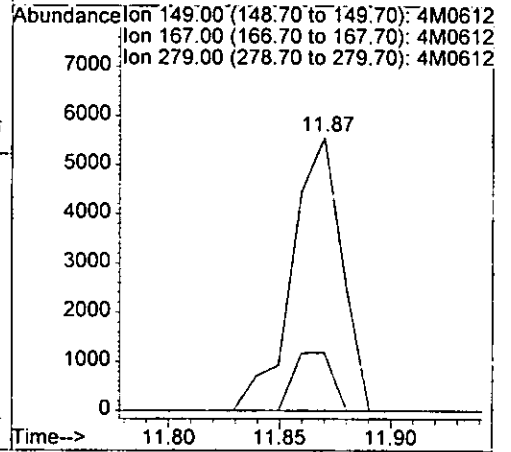
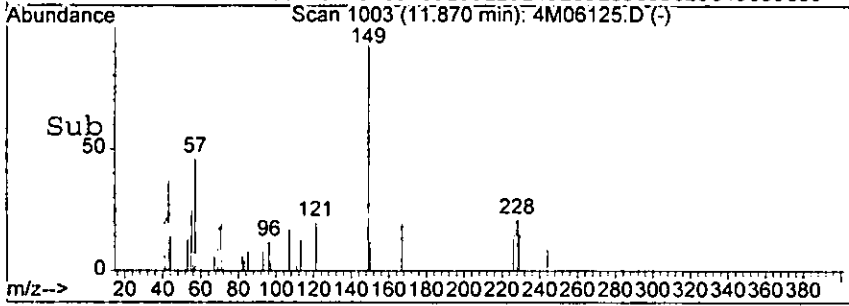


#80
 bis(2-Ethylhexyl)phthalate
 Concen: 4.11 ng
 RT: 11.87 min Scan# 1003
 Delta R.T. -0.22 min
 Lab File: 4M06125.D
 Acq: 14 Sep 2005 17:27

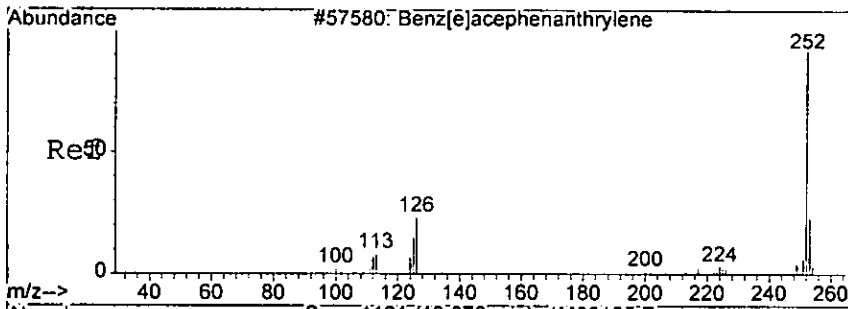


Tgt Ion: 149 Resp: 8647

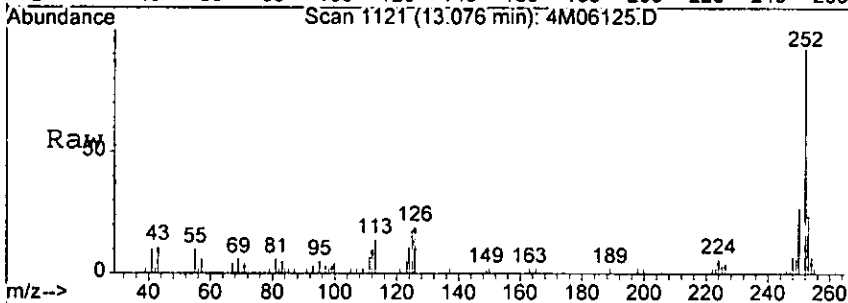
Ion	Ratio	Lower	Upper
149	100		
167	21.3	0.0	53.9
279	0.0	0.0	43.5



ham

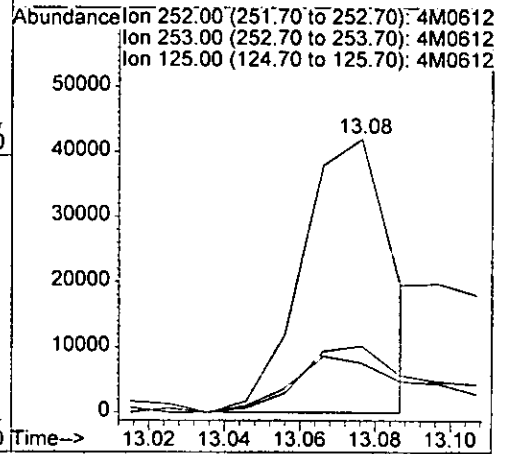
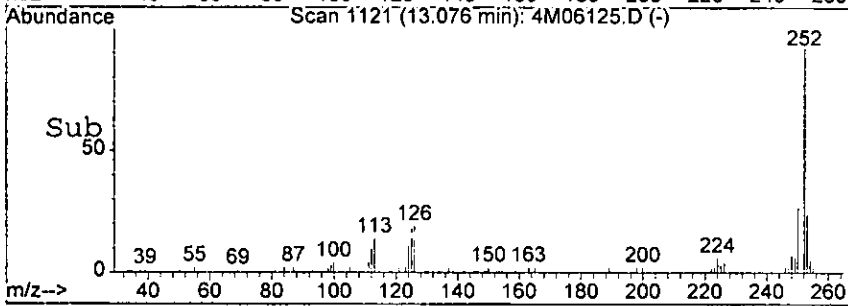


#83
 Benzo[b]fluoranthene
 Concen: 40.80 ng m
 RT: 13.08 min Scan# 1121
 Delta R.T. -0.24 min
 Lab File: 4M06125.D
 Acq: 14 Sep 2005 17:27

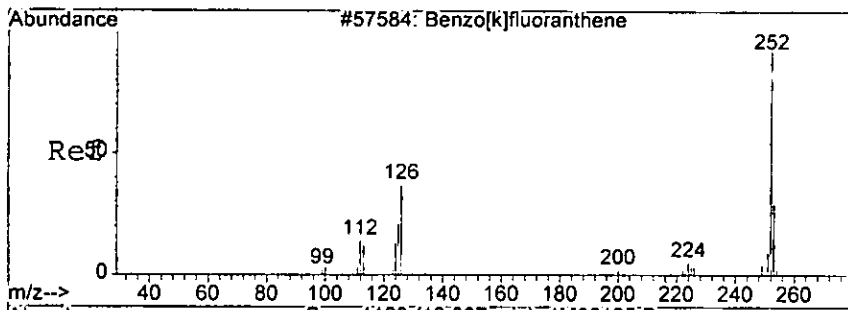


Tgt Ion: 252 Resp: 69321

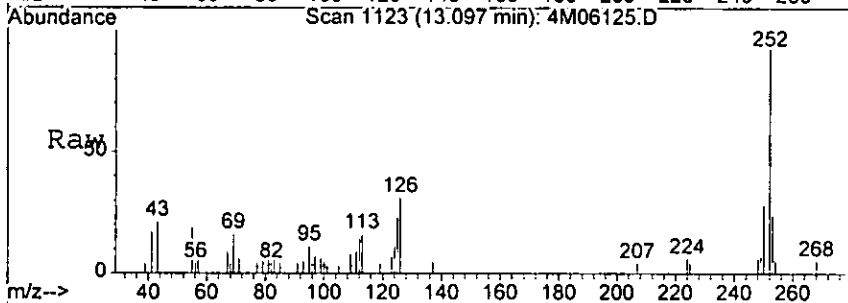
Ion	Ratio	Lower	Upper
252	100		
253	24.4	0.0	63.3
125	18.2	0.0	57.6



V900

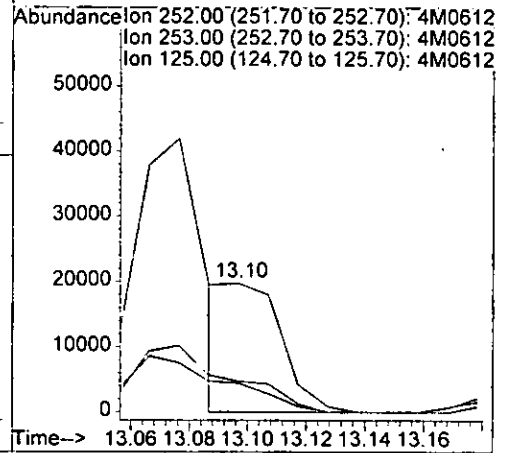
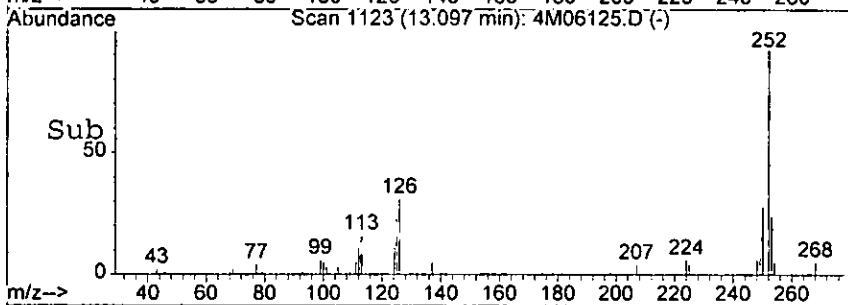


#84
 Benzo[k]fluoranthene
 Concen: 16.86 ng m
 RT: 13.10 min Scan# 1123
 Delta R.T. -0.26 min
 Lab File: 4M06125.D
 Acq: 14 Sep 2005 17:27

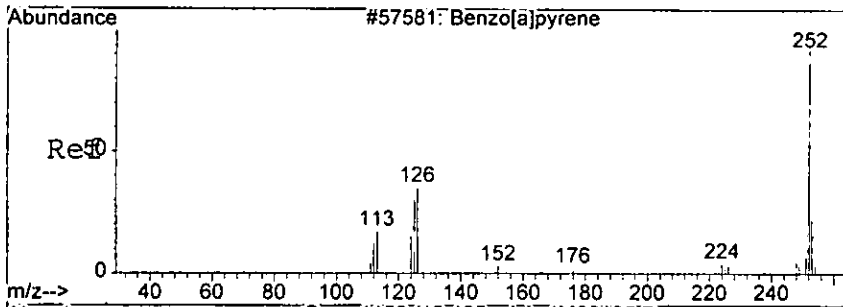


Tgt Ion: 252 Resp: 26249

Ion	Ratio	Lower	Upper
252	100		
253	24.0	0.0	63.5
125	22.7	0.0	53.8



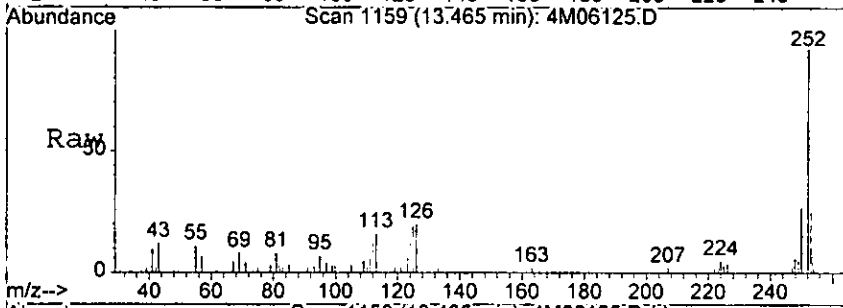
1908



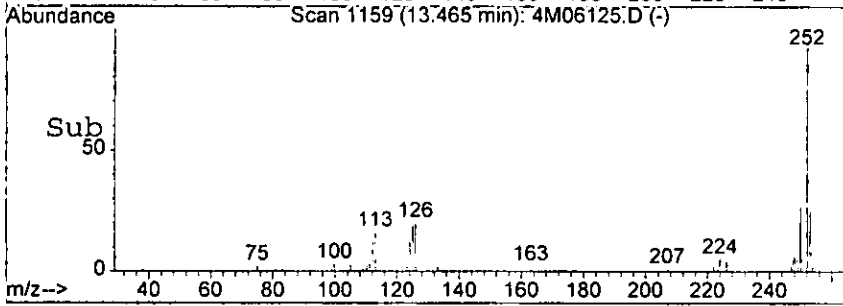
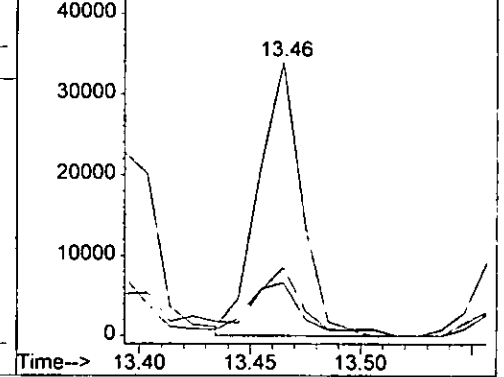
#85
 Benzo[a]pyrene
 Concen: 32.18 ng
 RT: 13.46 min Scan# 1159
 Delta R.T. -0.25 min
 Lab File: 4M06125.D
 Acq: 14 Sep 2005 17:27

1159

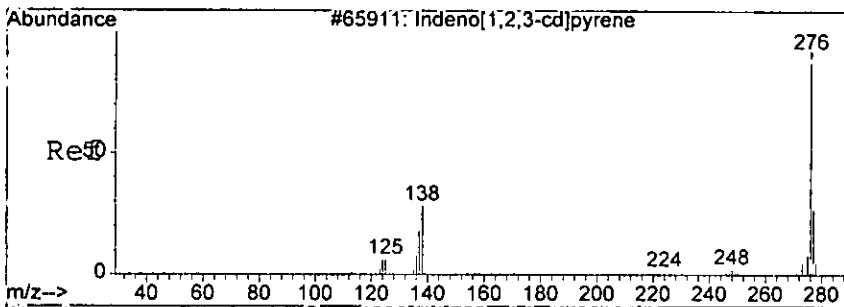
Tgt Ion	252	253	125	Resp	46792	Lower	Upper
Ion Ratio	100	25.2	19.5				
						0.0	62.9
						0.0	57.6



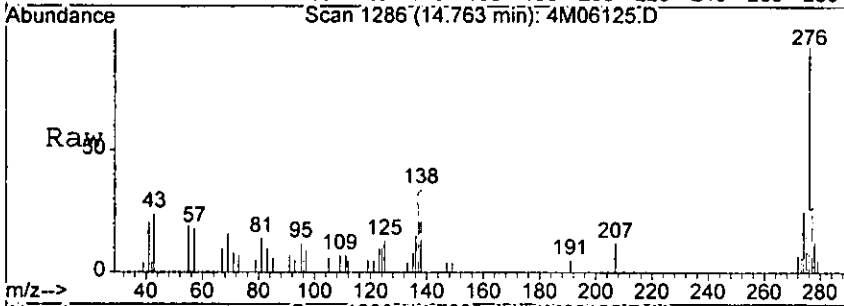
Abundance Ion 252.00 (251.70 to 252.70): 4M0612
 Ion 253.00 (252.70 to 253.70): 4M0612
 Ion 125.00 (124.70 to 125.70): 4M0612



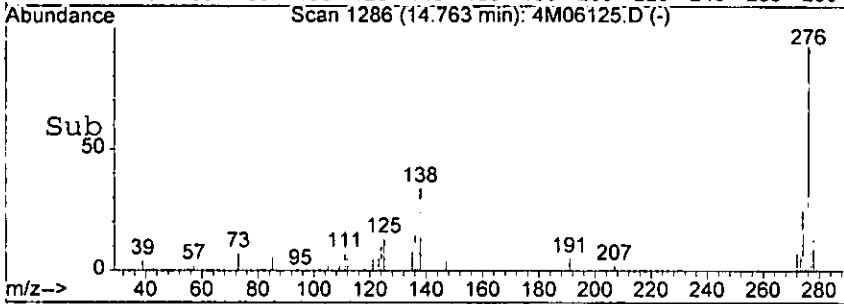
handwritten signature



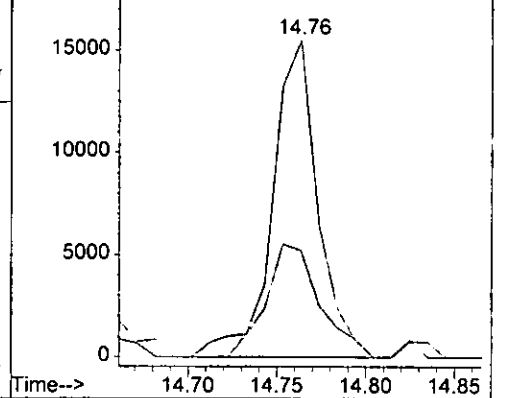
#86
 Indeno[1,2,3-cd]pyrene
 Concen: 19.16 ng
 RT: 14.76 min Scan# 1286
 Delta R.T. -0.26 min
 Lab File: 4M06125.D
 Acq: 14 Sep 2005 17:27



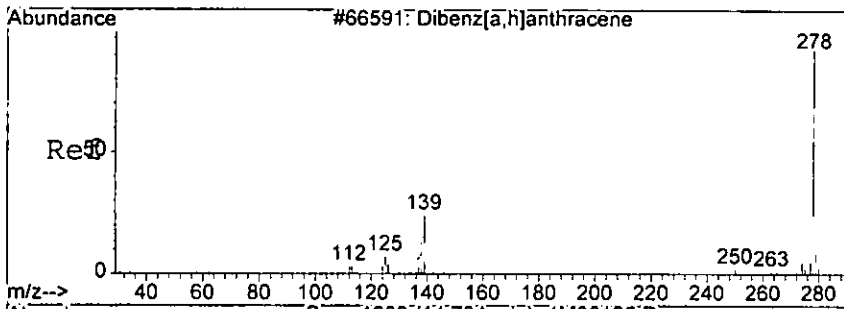
Tgt Ion: 276 Resp: 26419
 Ion Ratio Lower Upper
 276 100
 138 33.6 0.0 73.4



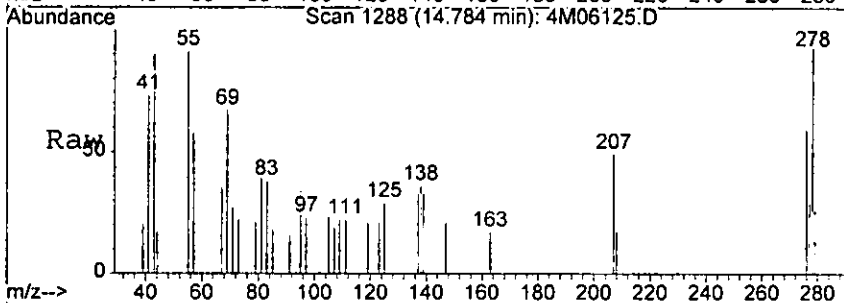
Abundance Ion 276.00 (275.70 to 276.70): 4M0612
 Ion 138.00 (137.70 to 138.70): 4M0612



Handwritten signature

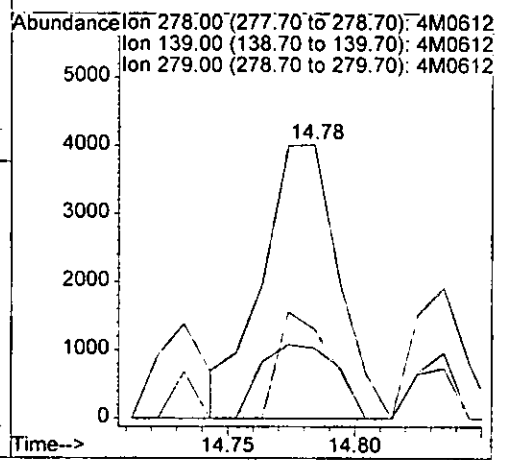
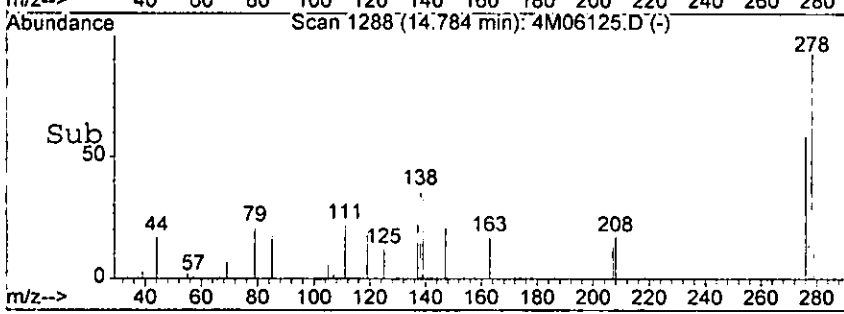


#87
 Dibenzo[a,h]anthracene
 Concen: 7.51 ng
 RT: 14.78 min Scan# 1288
 Delta R.T. -0.26 min
 Lab File: 4M06125.D
 Acq: 14 Sep 2005 17:27

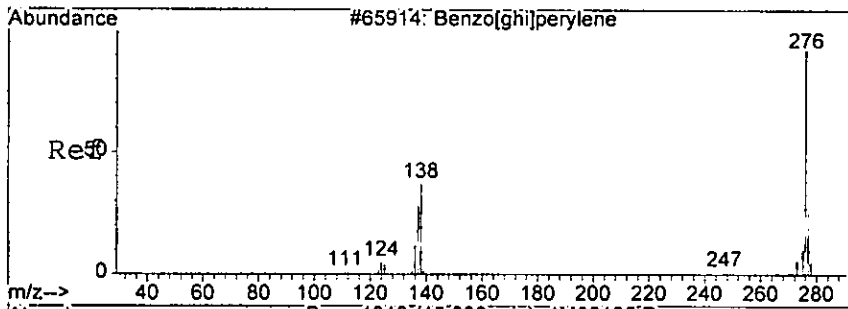


Tgt Ion: 278 Resp: 8317

Ion	Ratio	Lower	Upper
278	100		
139	32.7	0.0	63.8
279	25.7	0.0	64.0



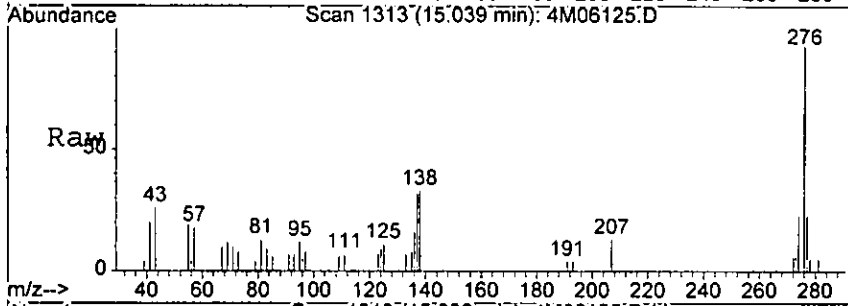
handwritten signature



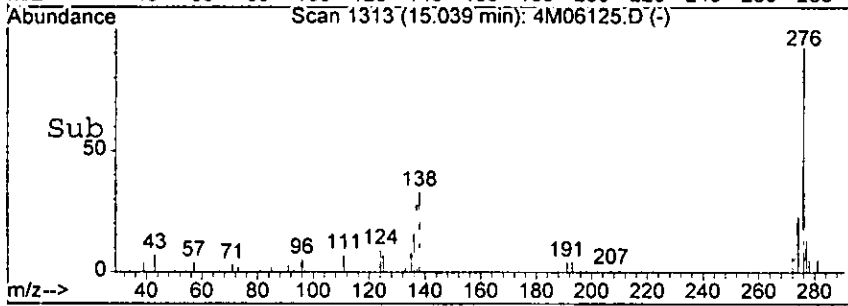
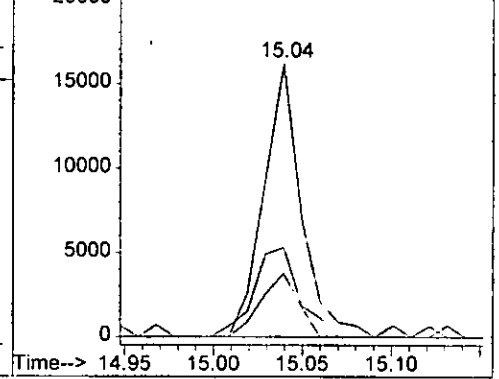
#88
 Benzo[g,h,i]perylene
 Concen: 22.31 ng
 RT: 15.04 min Scan# 1313
 Delta R.T. -0.26 min
 Lab File: 4M06125.D
 Acq: 14 Sep 2005 17:27

1036

Tgt Ion	Resp	Lower	Upper
276	23760	100	
138	32.7	0.0	74.1
277	23.3	0.0	65.0



Abundance Ion 276.00 (275.70 to 276.70): 4M0612
 Ion 138.00 (137.70 to 138.70): 4M0612
 Ion 277.00 (276.70 to 277.70): 4M0612



Handwritten signature

Form1

ORGANICS SEMIVOLATILE REPORT

1037

Sample Number: AC19506-015
 Client Id: PCTP71 (0.5)
 Data File: 4M06126.D
 Analysis Date: 09/14/05 17:51
 Date Rec/Extracted: 09/09/05-09/13/05

Matrix: Soil
 Initial Vol: 30g
 Final Vol: 1ml
 Dilution: 1
 Solids: 97

Units: mg/Kg

Cas #	Compound	RL	Conc	Cas #	Compound	RL	Conc
120-82-1	1,2,4-Trichlorobenzene	0.0093	U	205-99-2	Benzo[b]fluoranthene	0.010	1.5
95-50-1	1,2-Dichlorobenzene	0.016	U	191-24-2	Benzo[g,h,i]perylene	0.0065	0.97
122-66-7	1,2-Diphenylhydrazine	0.0099	U	207-08-9	Benzo[k]fluoranthene	0.011	0.62
541-73-1	1,3-Dichlorobenzene	0.014	U	111-91-1	bis(2-Chloroethoxy)methan	0.0078	U
106-46-7	1,4-Dichlorobenzene	0.017	U	111-44-4	bis(2-Chloroethyl)ether	0.018	U
95-95-4	2,4,5-Trichlorophenol	0.46	U	108-60-1	bis(2-chloroisopropyl)ether	0.011	U
88-06-2	2,4,6-Trichlorophenol	0.83	U	117-81-7	bis(2-Ethylhexyl)phthalat	0.031	0.074
120-83-2	2,4-Dichlorophenol	0.056	U	85-68-7	Butylbenzylphthalate	0.014	0.13
105-67-9	2,4-Dimethylphenol	0.047	U	86-74-8	Carbazole	0.010	0.28
51-28-5	2,4-Dinitrophenol	0.23	U	218-01-9	Chrysene	0.0071	1.4
121-14-2	2,4-Dinitrotoluene	0.013	U	84-74-2	Di-n-butylphthalate	0.0077	U
606-20-2	2,6-Dinitrotoluene	0.014	U	117-84-0	Di-n-octylphthalate	0.0081	U
91-58-7	2-Chloronaphthalene	0.0095	U	53-70-3	Dibenzo[a,h]anthracene	0.012	0.38
95-57-8	2-Chlorophenol	0.070	U	132-64-9	Dibenzofuran	0.044	0.13
91-57-6	2-Methylnaphthalene	0.044	0.057	84-66-2	Diethylphthalate	0.0094	U
95-48-7	2-Methylphenol	0.16	U	131-11-3	Dimethylphthalate	0.0078	U
88-74-4	2-Nitroaniline	0.024	U	206-44-0	Fluoranthene	0.0099	2.1
88-75-5	2-Nitrophenol	0.040	U	86-73-7	Fluorene	0.0087	0.25
106-44-5	3&4-Methylphenol	0.18	U	118-74-1	Hexachlorobenzene	0.016	U
91-94-1	3,3'-Dichlorobenzidine	0.075	U	87-68-3	Hexachlorobutadiene	0.015	U
99-09-2	3-Nitroaniline	0.14	U	77-47-4	Hexachlorocyclopentadiene	0.091	U
534-52-1	4,6-Dinitro-2-methylphenol	0.065	U	67-72-1	Hexachloroethane	0.026	U
101-55-3	4-Bromophenyl-phenylether	0.013	U	193-39-5	Indeno[1,2,3-cd]pyrene	0.0047	0.81
59-50-7	4-Chloro-3-methylphenol	0.087	U	78-59-1	Isophorone	0.011	U
106-47-8	4-Chloroaniline	0.27	U	621-64-7	N-Nitroso-di-n-propylamine	0.017	U
7005-72-3	4-Chlorophenyl-phenylether	0.016	U	62-75-9	N-Nitrosodimethylamine	0.41	U
100-01-6	4-Nitroaniline	0.085	U	86-30-6	n-Nitrosodiphenylamine	0.016	U
100-02-7	4-Nitrophenol	0.061	U	91-20-3	Naphthalene	0.0081	0.18
83-32-9	Acenaphthene	0.014	0.23	98-95-3	Nitrobenzene	0.014	U
208-96-8	Acenaphthylene	0.0079	U	87-86-5	Pentachlorophenol	0.042	U
120-12-7	Anthracene	0.0090	0.52	85-01-8	Phenanthrene	0.0079	2.2
92-87-5	Benzidine	0.078	U	108-95-2	Phenol	0.052	U
56-55-3	Benzo[a]anthracene	0.0060	1.5	129-00-0	Pyrene	0.0080	3.1
50-32-8	Benzo[a]pyrene	0.0079	1.3				

Worksheet #: 19611

Total Target Concentration 17.731

U - Indicates the compound was analyzed but not detected.
 B - Indicates the analyte was found in the blank as well as in the sample.
 E - Indicates the analyte concentration exceeds the calibration range of the instrument.

R - Retention Time Out
 J - Indicates an estimated value when a compound is detected at less than the specified detection limit.

1001

Data File : G:\GcMsData\2005\Gcms_4\Data\09-14-05\4M06126.D Vial: 241
 Acq On : 14 Sep 2005 17:51 Operator: AHD
 Sample : AC19506-015 Inst : GCMS_4
 Misc : S,BNA Multiplr: 1.00
 MS Integration Params: RTEINT.P
 Quant Time: Sep 22 16:17 2005

Quant Results File: 4M_0901.RES

Quant Method : G:\GCMSDATA\2005\GCMS_4\METHODS\4M_0901.M (RTE Integrator)
 Title : @GCMS_4,mg,625,8270
 Last Update : Fri Sep 02 08:08:19 2005
 Response via : Initial Calibration
 DataAcq Meth : 4M_0901

Internal Standards	R.T.	QIon	Response	Conc	Units	Dev (Min)
1) 1,4-Dichlorobenzene-d4	4.54	152	55936	40.00	ng	-0.14
19) Naphthalene-d8	5.53	136	176272	40.00	ng	-0.14
35) Acenaphthene-d10	7.02	164	90273	40.00	ng	-0.18
59) Phenanthrene-d10	8.59	188	121133	40.00	ng	-0.20
72) Chrysene-d12	11.73	240	48891	40.00	ng	-0.23
81) Perylene-d12	13.53	264	34003	40.00	ng	-0.26

System Monitoring Compounds

4) 2-Fluorophenol	3.34	112	253918	147.87	ng	-0.16	
Spiked Amount	200.000		Recovery	=	73.94%		
7) Phenol-d5	4.27	99	324866	149.62	ng	-0.13	
Spiked Amount	200.000		Recovery	=	74.81%		
20) Nitrobenzene-d5	4.99	128	72492	78.63	ng	-0.14	
Spiked Amount	100.000		Recovery	=	78.63%		
40) 2-Fluorobiphenyl	6.42	172	251232	78.86	ng	-0.16	
Spiked Amount	100.000		Recovery	=	78.86%		
62) 2,4,6-Tribromophenol	7.84	332	66430	137.12	ng	-0.19	
Spiked Amount	200.000		Recovery	=	68.56%		
75) Terphenyl-d14	10.48	244	138304	103.93	ng	-0.21	
Spiked Amount	100.000		Recovery	=	103.93%		

Target Compounds

Target Compounds	R.T.	QIon	Response	Conc	Units	Qvalue
29) Naphthalene	5.54	128	24597	5.33	ng	95
33) 2-Methylnaphthalene	6.09	142	4891	1.67	ng	92
49) Acenaphthene	7.05	153	18946	6.81	ng	97
52) Dibenzofuran	7.24	168	15143	3.92	ng	98
55) Fluorene	7.58	166	19725	7.37	ng	95
67) Phenanthrene	8.62	178	200294	62.86	ng	99
68) Anthracene	8.67	178	52206	15.01	ng	98
69) Carbazole	8.87	167	26292	8.11	ng	94
71) Fluoranthene	9.99	202	221333	61.86	ng	96
73) Pyrene	10.24	202	169328	90.20	ng	98
76) Butylbenzylphthalate	11.10	149	4070	3.85	ng	85
78) Benzo[a]anthracene	11.71	228	70790	42.84	ng	97
79) Chrysene	11.76	228	63641	42.00	ng	97
80) bis(2-Ethylhexyl)phthalate	11.87	149	3157	2.14	ng	54
83) Benzo[b]fluoranthene	13.07	252	63979m	44.14	ng	
84) Benzo[k]fluoranthene	13.10	252	24016m	18.08	ng	
85) Benzo[a]pyrene	13.47	252	45925	37.02	ng	97
86) Indeno[1,2,3-cd]pyrene	14.76	276	27816	23.65	ng	98
87) Dibenzo[a,h]anthracene	14.77	278	10361	10.97	ng	96

(#) = qualifier out of range (m) = manual integration

1001

Data File : G:\GcMsData\2005\Gcms_4\Data\09-14-05\4M06126.D Vial: 24
Acq On : 14 Sep 2005 17:51 Operator: AHD
Sample : AC19506-015 Inst : GCMS_4
Misc : S,BNA Multiplr: 1.00
MS Integration Params: RTEINT.P
Quant Time: Sep 22 16:17 2005

Quant Results File: 4M_0901.RES

Quant Method : G:\GCMSDATA\2005\GCMS_4\METHODS\4M_0901.M (RTE Integrator)
Title : @GCMS_4,mg,625,8270
Last Update : Fri Sep 02 08:08:19 2005
Response via : Initial Calibration
DataAcq Meth : 4M_0901

Compound	R.T.	QIon	Response	Conc	Unit	Qvalue
88) Benzo[g,h,i]perylene	15.04	276	25755	28.35	ng	96

(#) = qualifier out of range (m) = manual integration

4M06126.D 4M_0901.M

Thu Sep 22 16:35:34 2005

RPT1

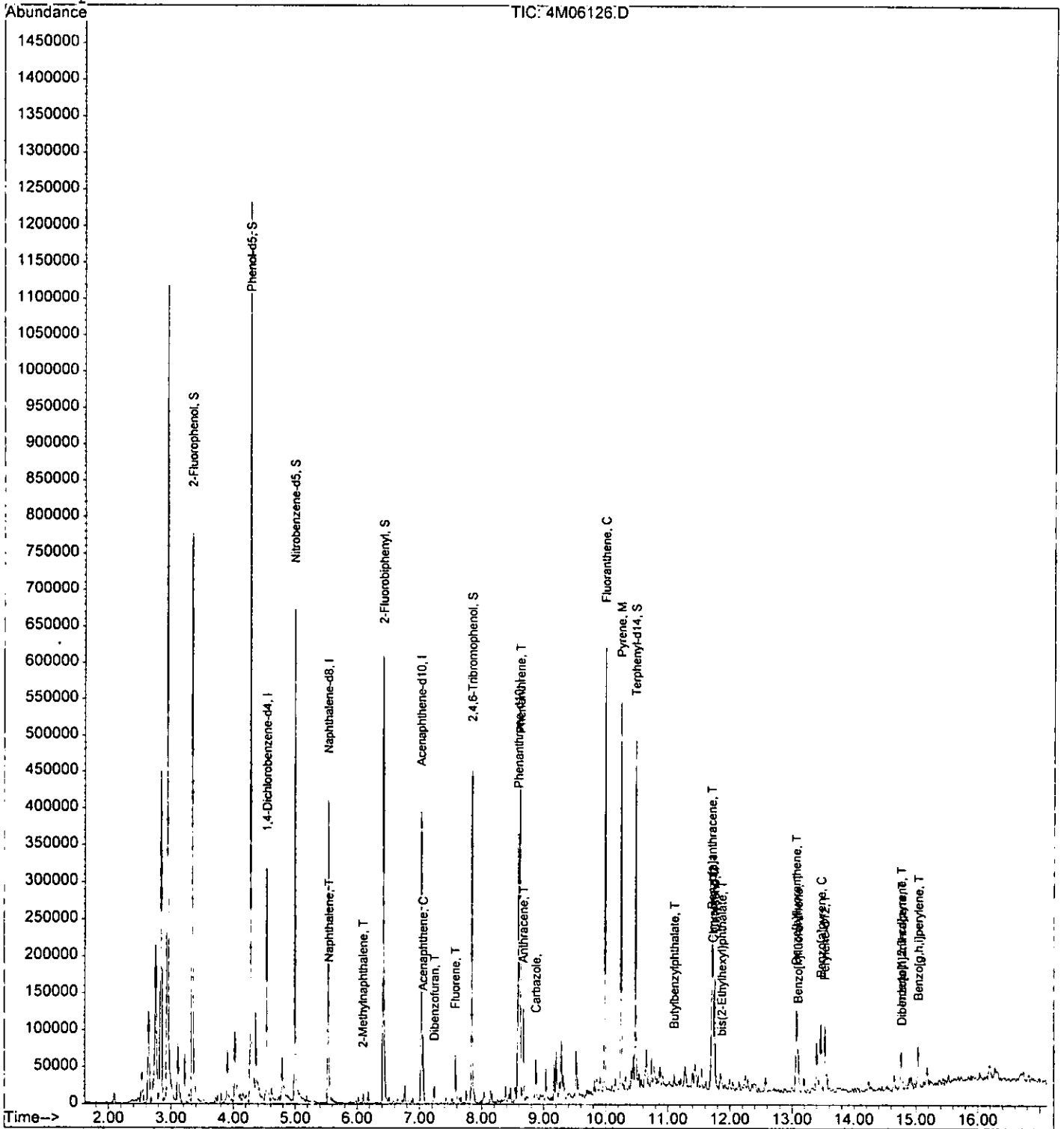
Page 2

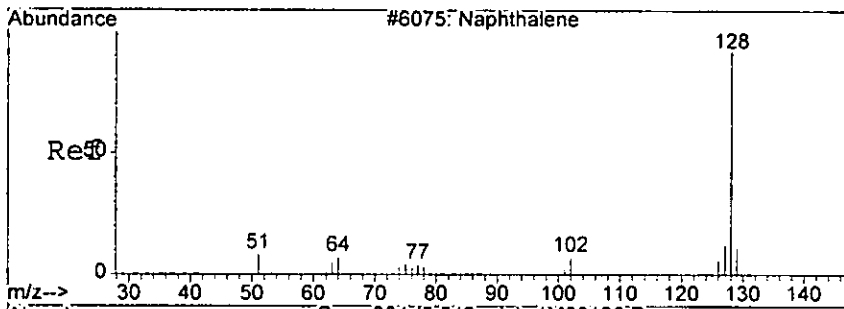
Quantitation Report

Data File : G:\GcMsData\2005\Gcms_4\Data\09-14-05\4M06126.D Vial: 2
 Acq On : 14 Sep 2005 17:51 Operator: AHD
 Sample : AC19506-015 Inst : GCMS_4
 Misc : S,BNA Multiplr: 1.00
 MS Integration Params: RTEINT.P
 Quant Time: Sep 22 16:17 2005

Quant Results File: 4M_0901.RES

Method : G:\GCMSDATA\2005\GCMS_4\METHODS\4M_0901.M (RTE Integrator)
 Title : @GCMS_4,mg,625,8270
 Last Update : Thu Sep 01 11:26:24 2005
 Response via : Initial Calibration



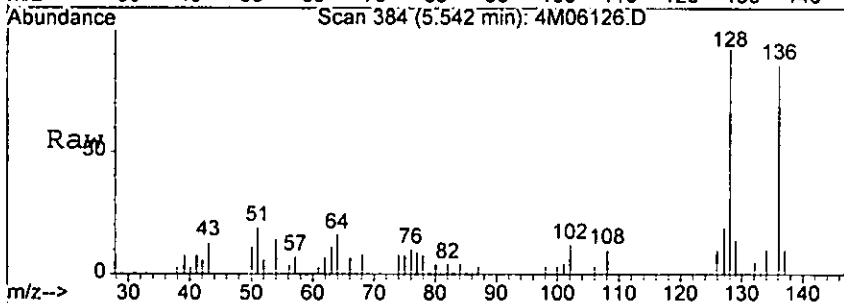


#29
 Naphthalene
 Concen: 5.33 ng
 RT: 5.54 min Scan# 384
 Delta R.T. -0.15 min
 Lab File: 4M06126.D
 Acq: 14 Sep 2005 17:51

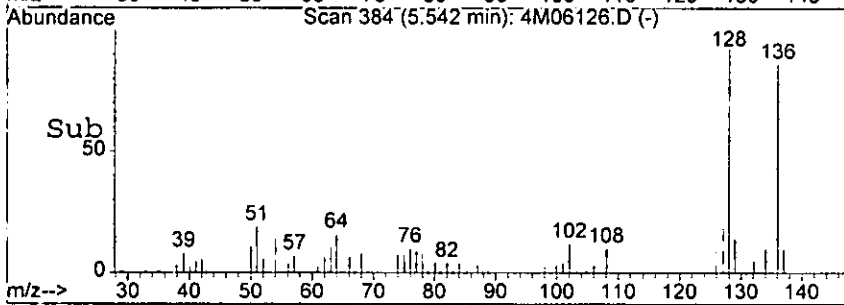
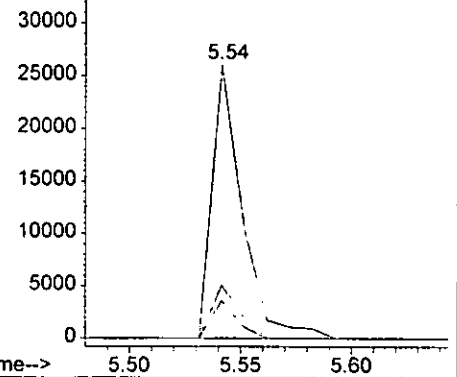
181

Tgt Ion: 128 Resp: 24597

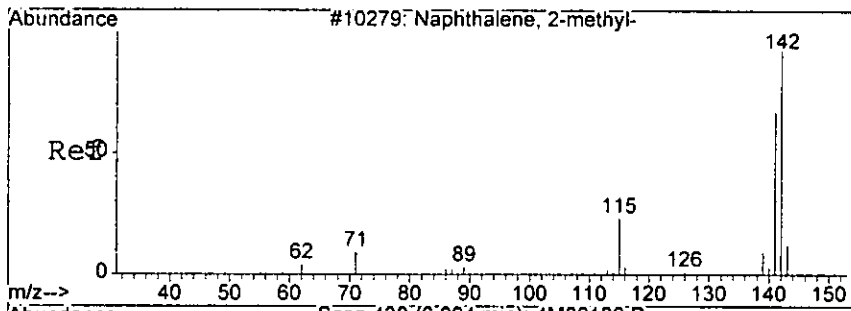
Ion	Ratio	Lower	Upper
128	100		
129	13.8	0.0	51.8
127	19.4	0.0	57.0



Abundance Ion 128.00 (127.70 to 128.70): 4M0612
 35000 Ion 129.00 (128.70 to 129.70): 4M0612
 Ion 127.00 (126.70 to 127.70): 4M0612

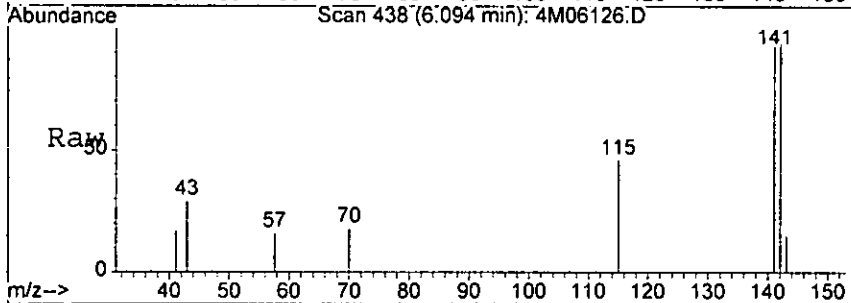


ham

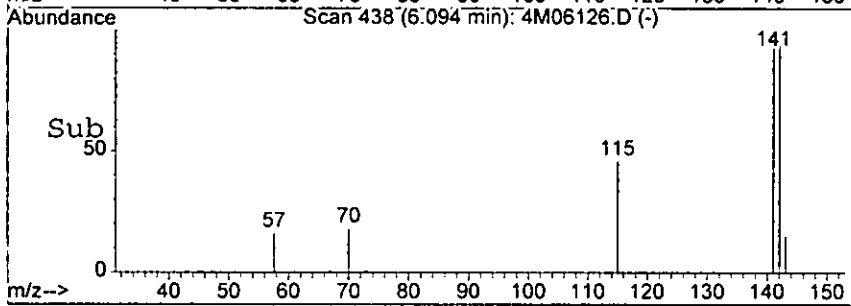


#33
 2-Methylnaphthalene
 Concen: 1.67 ng
 RT: 6.09 min Scan# 438
 Delta R.T. -0.16 min
 Lab File: 4M06126.D
 Acq: 14 Sep 2005 17:51

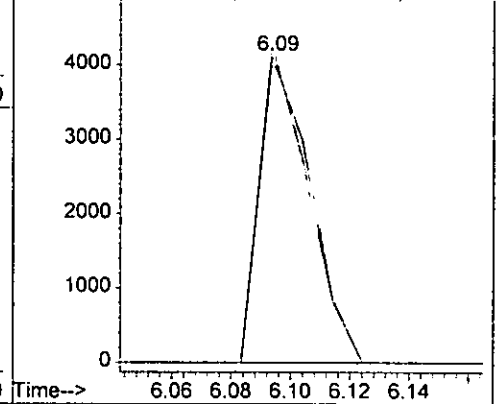
1002



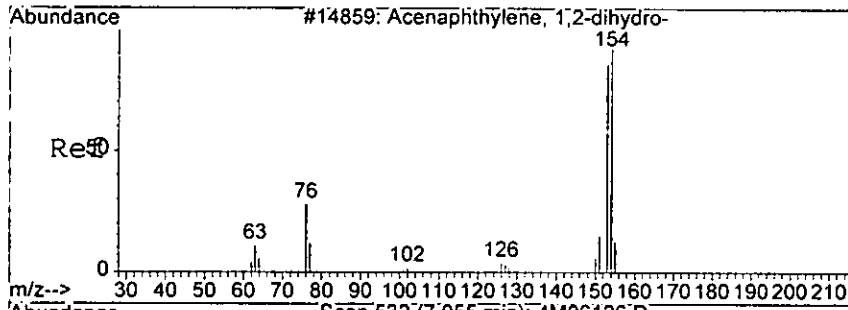
Tgt Ion: 142 Resp: 4891
 Ion Ratio Lower Upper
 142 100
 141 103.7 55.7 135.7



Abundance Ion 142.00 (141.70 to 142.70): 4M0612
 5000 Ion 141.00 (140.70 to 141.70): 4M0612

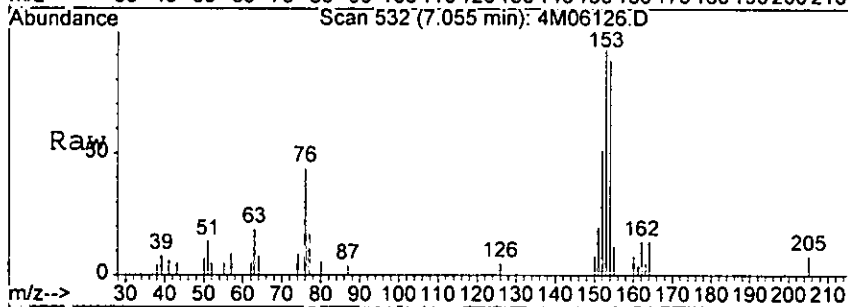


Handwritten signature



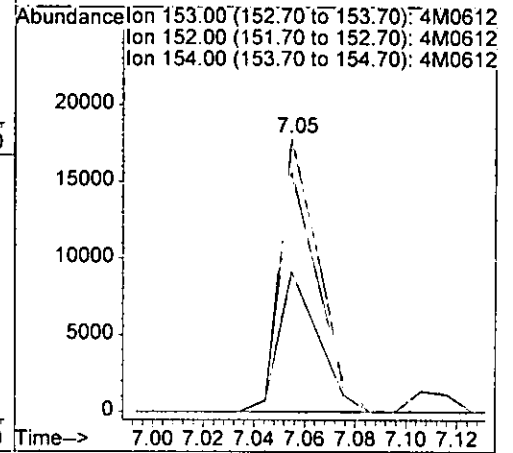
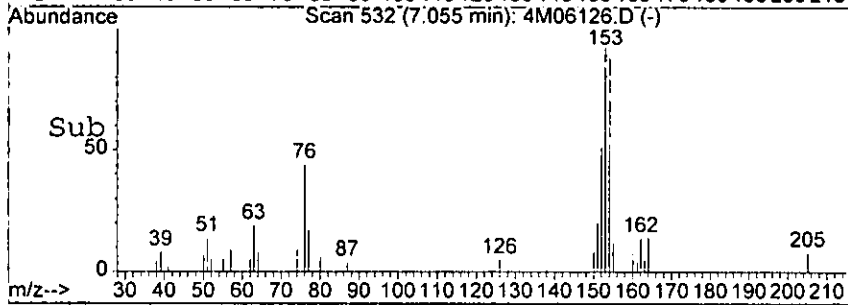
#49
 Acenaphthene
 Concen: 6.81 ng
 RT: 7.05 min Scan# 532
 Delta R.T. -0.19 min
 Lab File: 4M06126.D
 Acq: 14 Sep 2005 17:51

1043

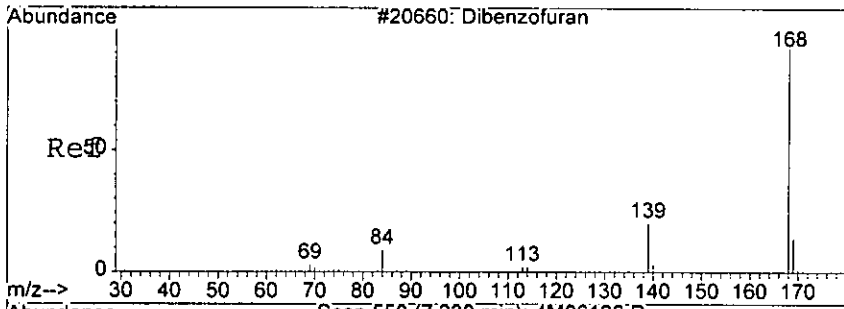


Tgt Ion: 153 Resp: 18946

Ion	Ratio	Lower	Upper
153	100		
152	51.3	8.3	88.3
154	87.8	45.1	125.1



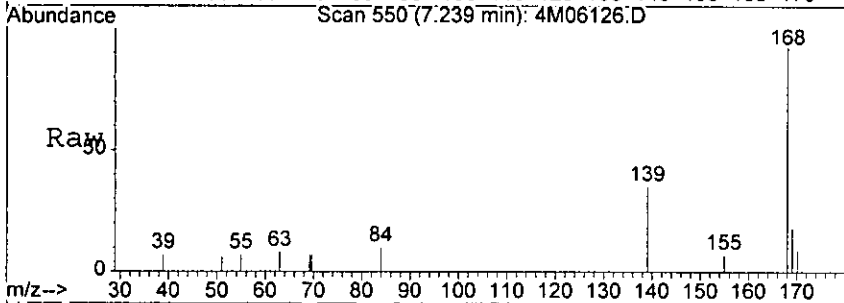
handwritten signature



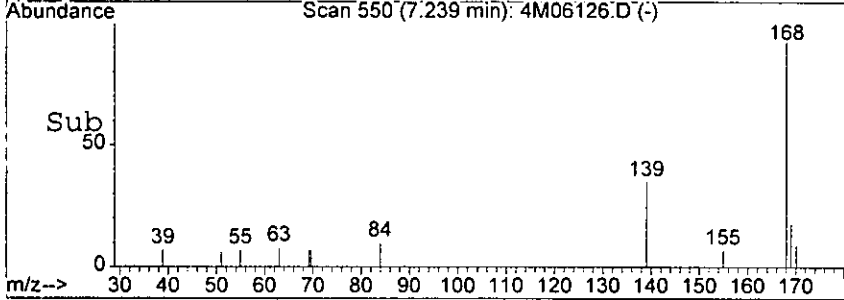
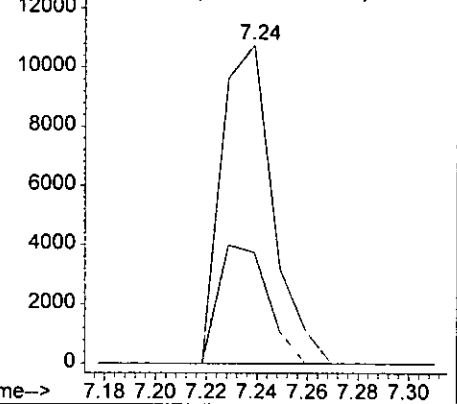
#52
 Dibenzofuran
 Concen: 3.92 ng
 RT: 7.24 min Scan# 550
 Delta R.T. -0.18 min
 Lab File: 4M06126.D
 Acq: 14 Sep 2005 17:51

FBI

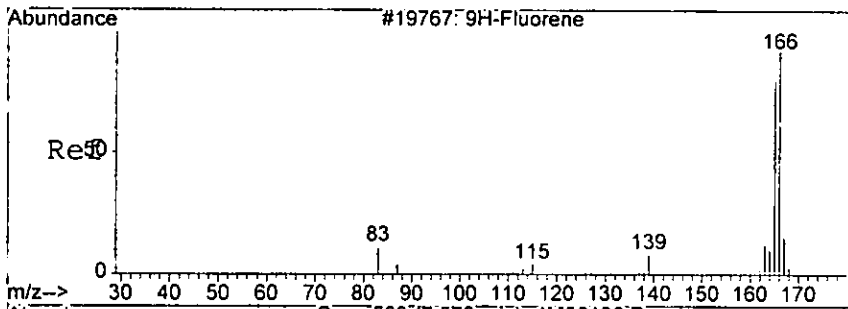
Tgt Ion: 168 Resp: 15143
 Ion Ratio Lower Upper
 168 100
 139 34.8 6.0 66.0



Abundance Ion 168.00 (167.70 to 168.70): 4M0612
 Ion 139.00 (138.70 to 139.70): 4M0612



NGA

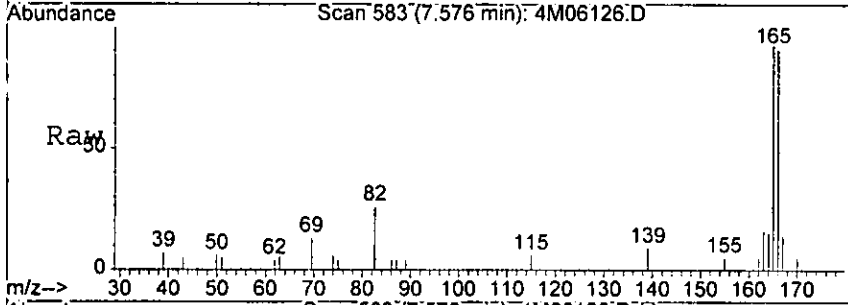


#55
 Fluorene
 Concen: 7.37 ng
 RT: 7.58 min Scan# 583
 Delta R.T. -0.19 min
 Lab File: 4M06126.D
 Acq: 14 Sep 2005 17:51

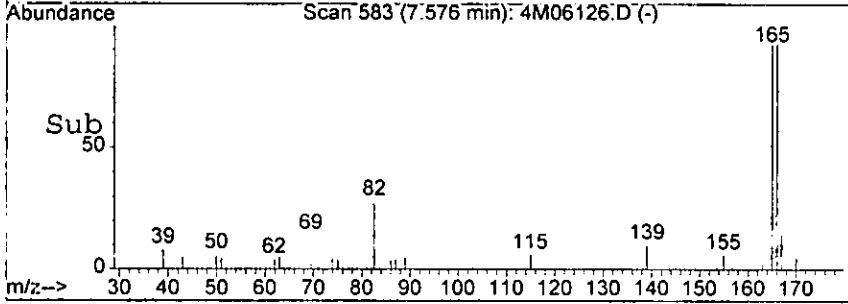
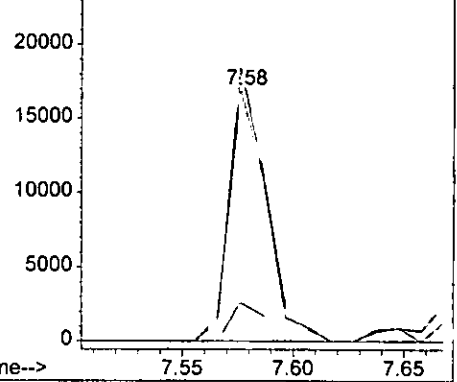
185
 578

Tgt Ion:166 Resp: 19725

Ion	Ratio	Lower	Upper
166	100		
165	109.3	63.3	143.3
167	15.4	0.0	54.6

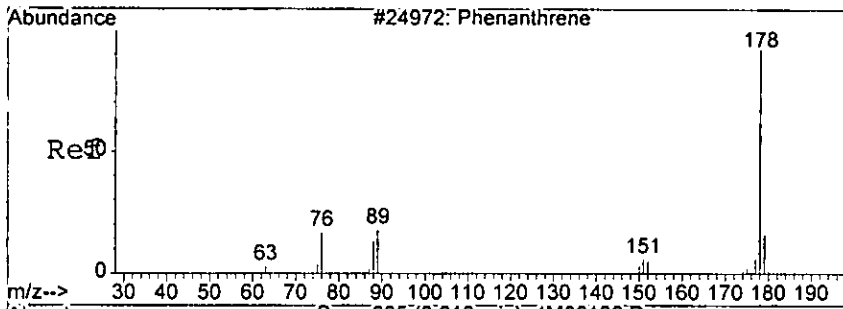


Abundance Ion 166.00 (165.70 to 166.70): 4M0612
 25000 Ion 165.00 (164.70 to 165.70): 4M0612
 Ion 167.00 (166.70 to 167.70): 4M0612



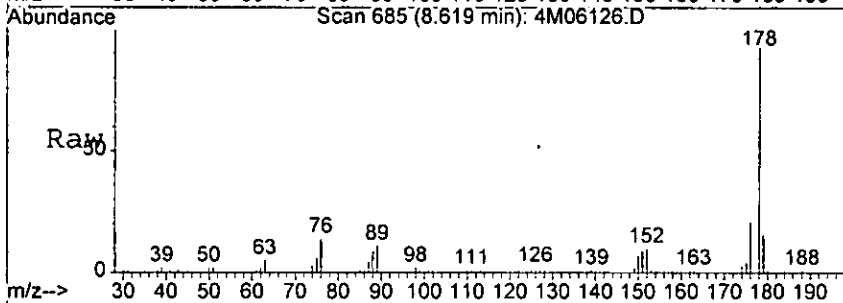
Wor

1846

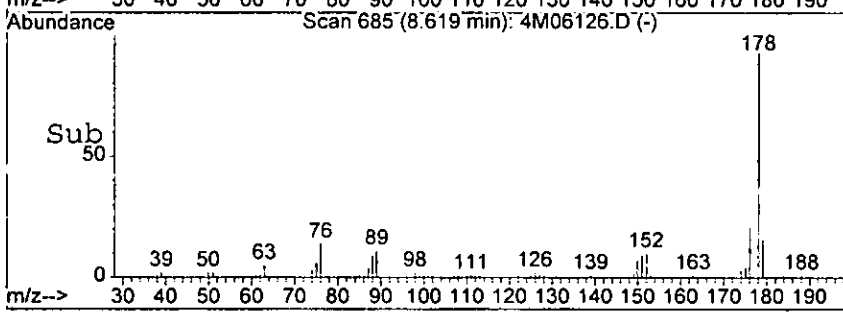
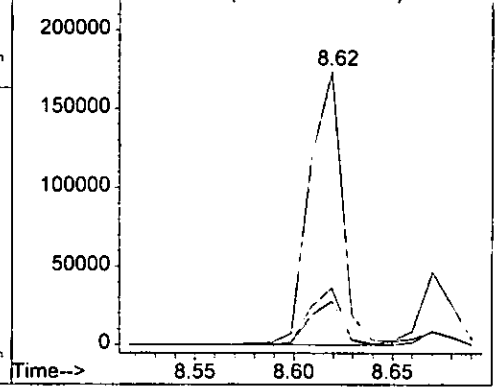


#67
 Phenanthrene
 Concen: 62.86 ng
 RT: 8.62 min Scan# 685
 Delta R.T. -0.20 min
 Lab File: 4M06126.D
 Acq: 14 Sep 2005 17:51

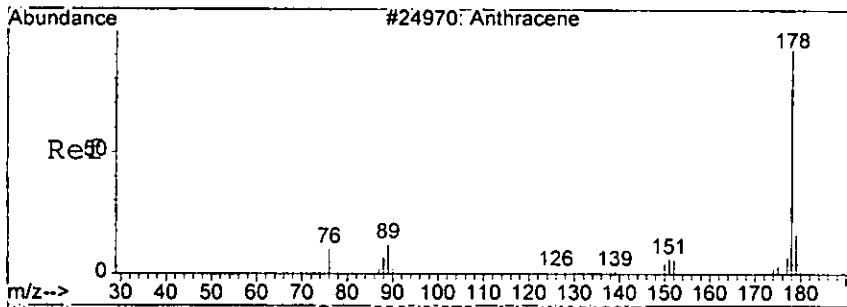
Tgt Ion	Resp	Lower	Upper
178	200294	100	100
179	15.9	0.0	56.6
176	20.9	0.0	60.5



Abundance Ion 178.00 (177.70 to 178.70): 4M0612
 Ion 179.00 (178.70 to 179.70): 4M0612
 Ion 176.00 (175.70 to 176.70): 4M0612



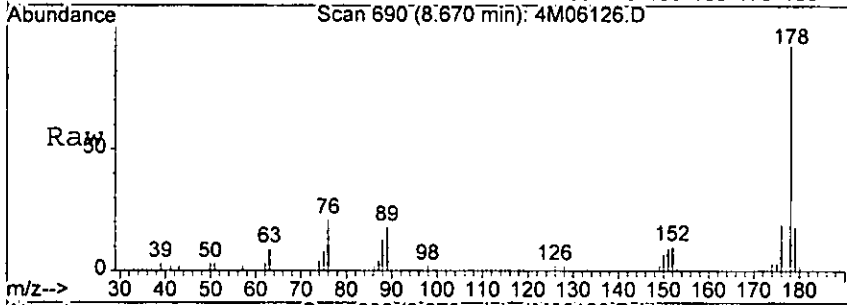
WJW



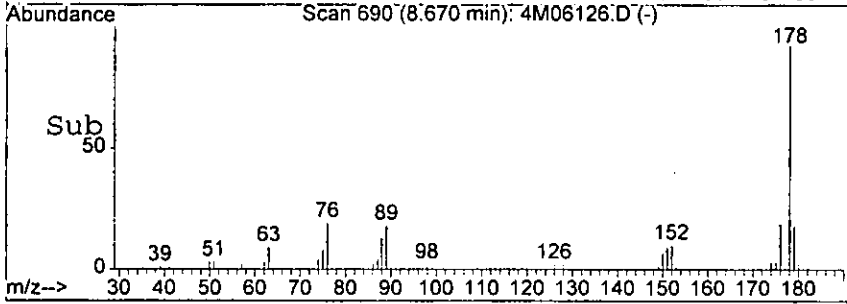
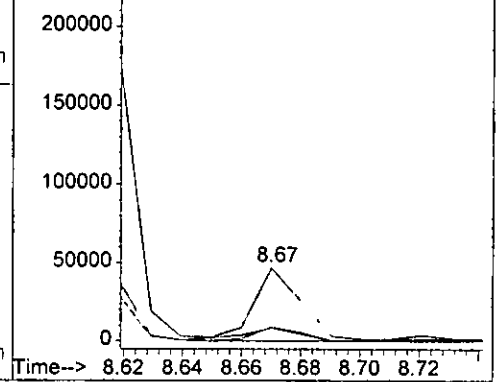
#68
 Anthracene
 Concen: 15.01 ng
 RT: 8.67 min Scan# 690
 Delta R.T. -0.20 min
 Lab File: 4M06126.D
 Acq: 14 Sep 2005 17:51

1077

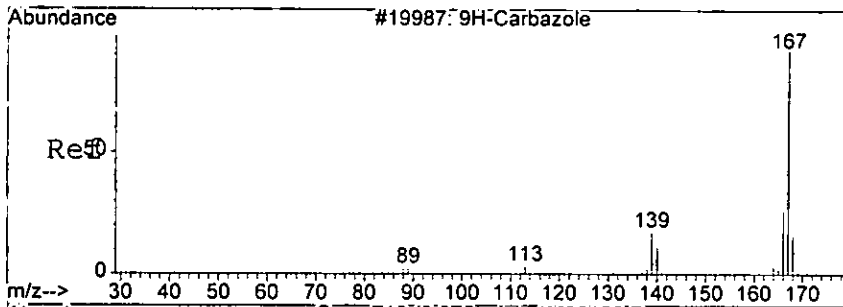
Tgt Ion	Ratio	Resp	Lower	Upper
178	100	52206		
179	14.8		0.0	56.6
176	19.8		0.0	60.2



Abundance Ion 178.00 (177.70 to 178.70): 4M0612
 Ion 179.00 (178.70 to 179.70): 4M0612
 Ion 176.00 (175.70 to 176.70): 4M0612

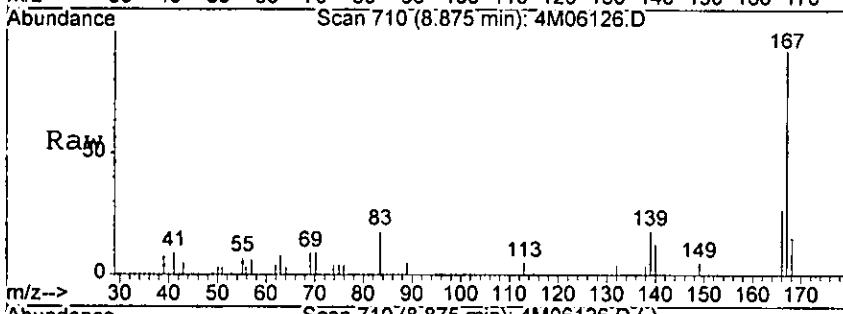


Wan



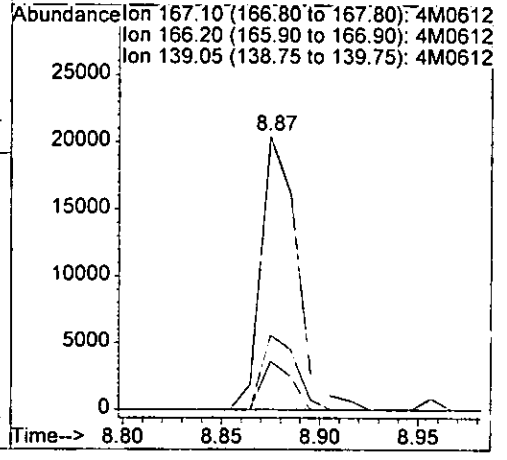
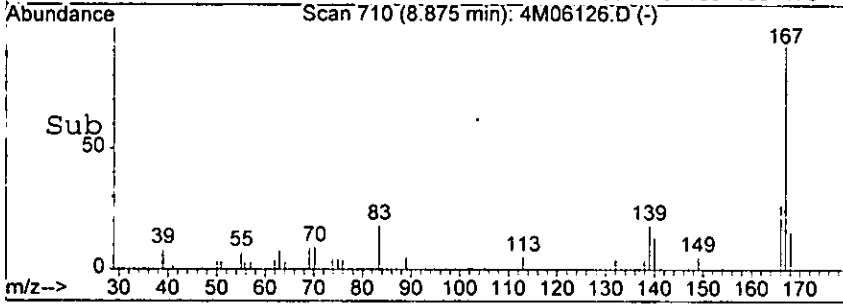
#69
 Carbazole
 Concen: 8.11 ng
 RT: 8.87 min Scan# 710
 Delta R.T. -0.20 min
 Lab File: 4M06126.D
 Acq: 14 Sep 2005 17:51

8791

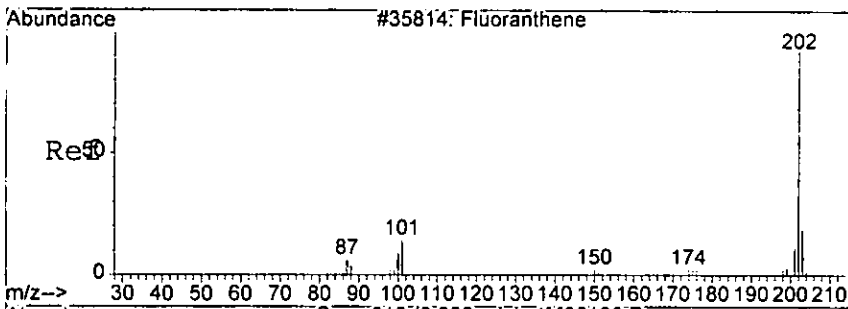


Tgt Ion: 167 Resp: 26292

Ion	Ratio	Lower	Upper
167	100		
166	27.3	4.9	44.9
139	17.7	0.0	33.9



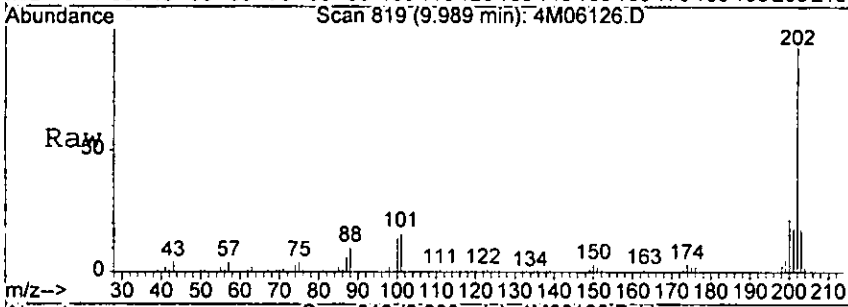
hgs



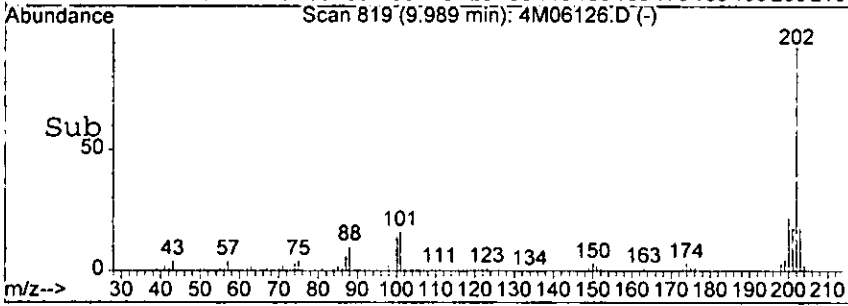
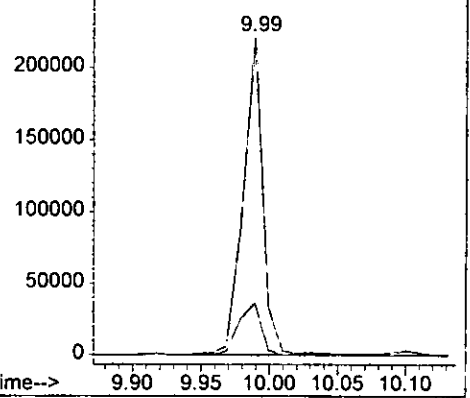
#71
 Fluoranthene
 Concen: 61.86 ng
 RT: 9.99 min Scan# 819
 Delta R.T. -0.21 min
 Lab File: 4M06126.D
 Acq: 14 Sep 2005 17:51

10/9

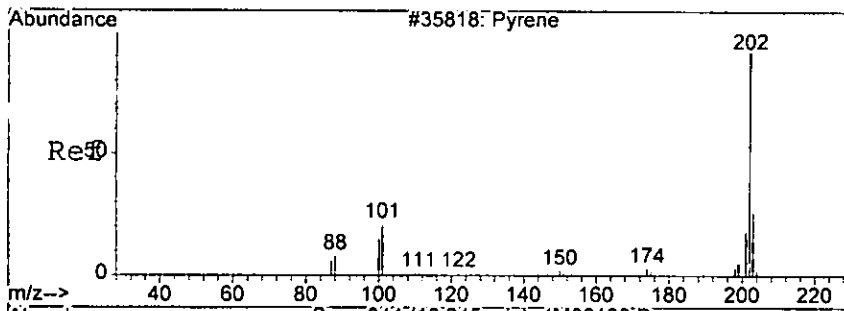
Tgt Ion: 202	Resp: 221333
Ion Ratio	Lower Upper
202	100
101	16.3 0.0 58.3



Abundance Ion 202.00 (201.70 to 202.70): 4M0612
 Ion 101.00 (100.70 to 101.70): 4M0612

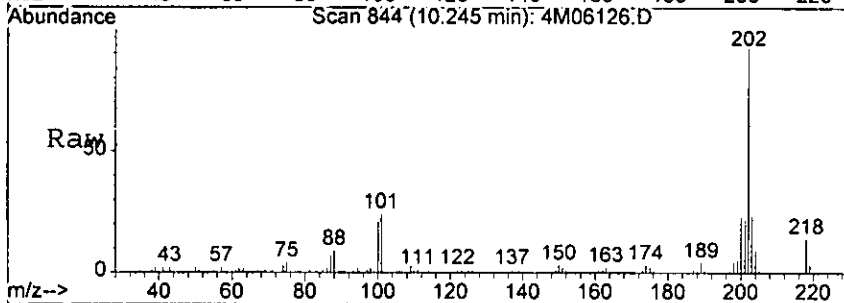


Handwritten signature



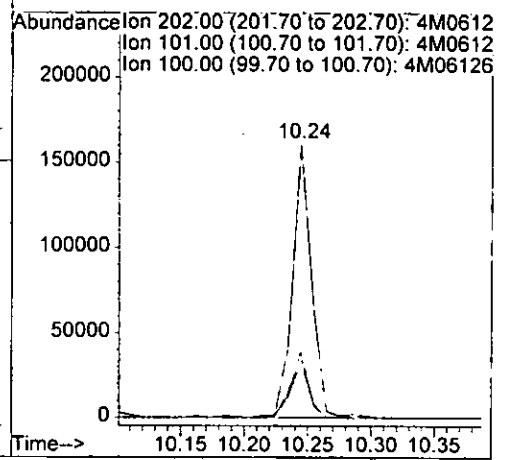
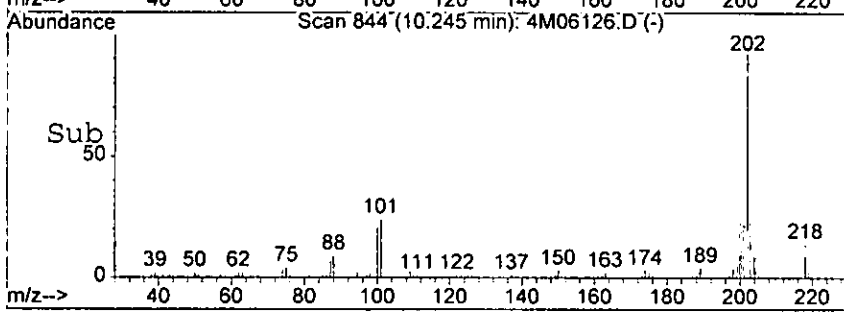
#73
 Pyrene
 Concen: 90.20 ng
 RT: 10.24 min Scan# 844
 Delta R.T. -0.21 min
 Lab File: 4M06126.D
 Acq: 14 Sep 2005 17:51

1058

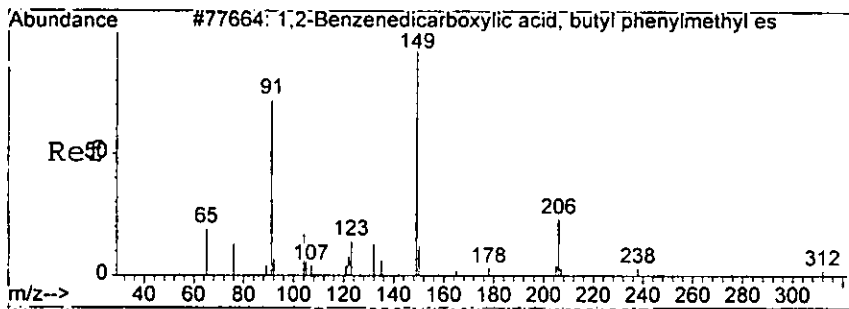


Tgt Ion: 202 Resp: 169328

Ion	Ratio	Lower	Upper
202	100		
101	24.1	0.0	62.7
100	21.0	0.0	60.5



lower

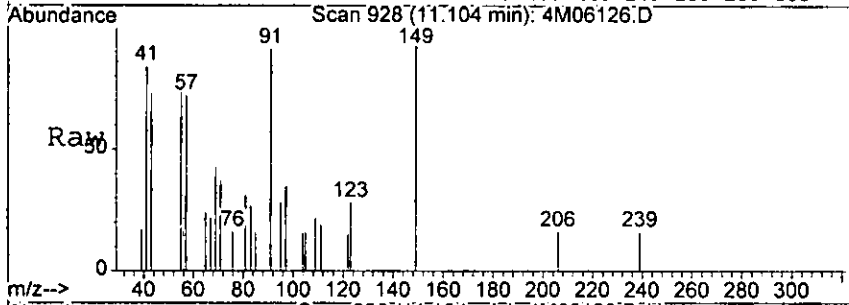


#76
 Butylbenzylphthalate
 Concen: 3.85 ng
 RT: 11.10 min Scan# 928
 Delta R.T. -0.21 min
 Lab File: 4M06126.D
 Acq: 14 Sep 2005 17:51

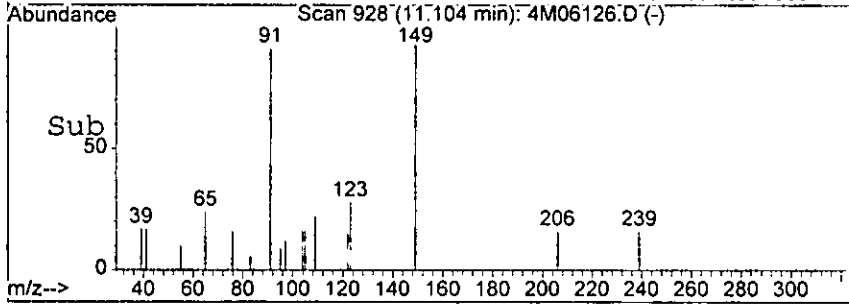
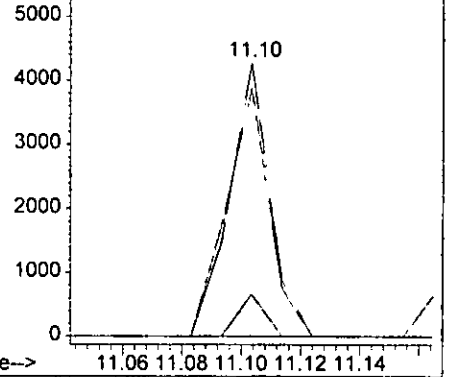
1051

Tgt Ion: 149 Resp: 4070

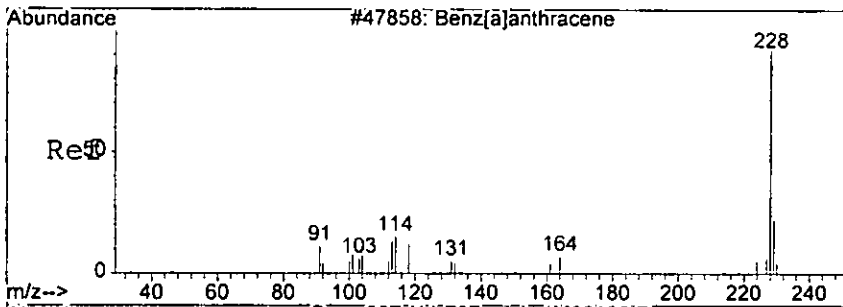
Ion	Ratio	Lower	Upper
149	100		
91	90.7	35.6	115.6
206	15.5	0.0	54.4



Abundance Ion 149.00 (148.70 to 149.70): 4M0612
 Ion 91.00 (90.70 to 91.70): 4M06126.D
 Ion 206.00 (205.70 to 206.70): 4M0612

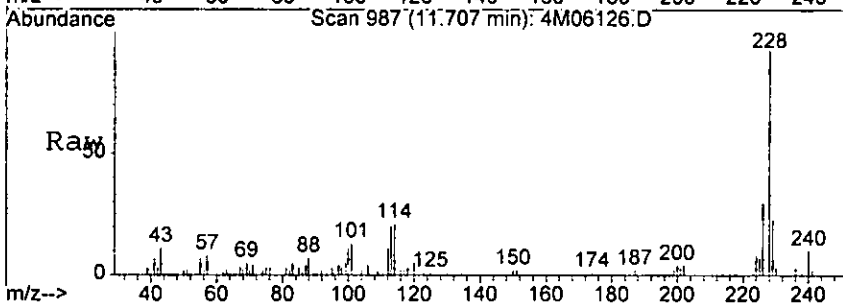


Handwritten signature



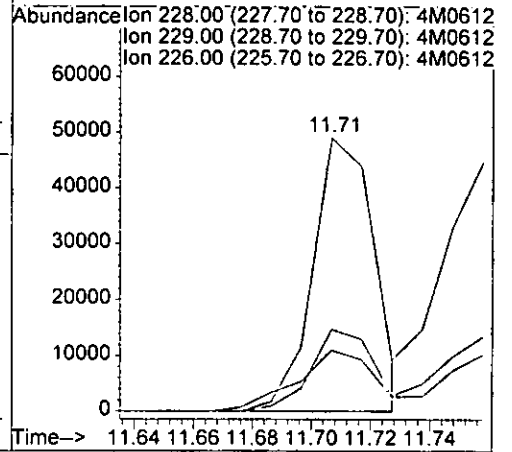
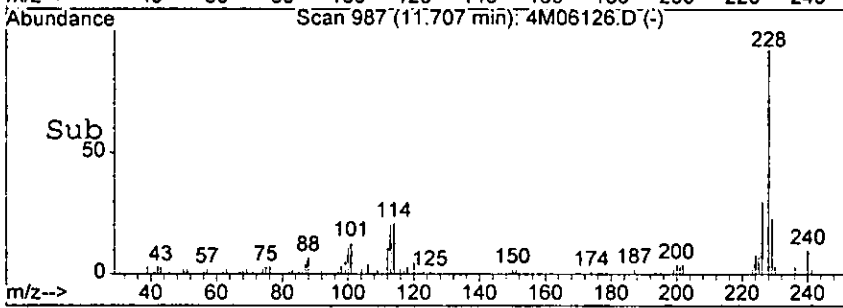
#78
 Benzo[a]anthracene
 Concen: 42.84 ng
 RT: 11.71 min Scan# 987
 Delta R.T. -0.24 min
 Lab File: 4M06126.D
 Acq: 14 Sep 2005 17:51

1052

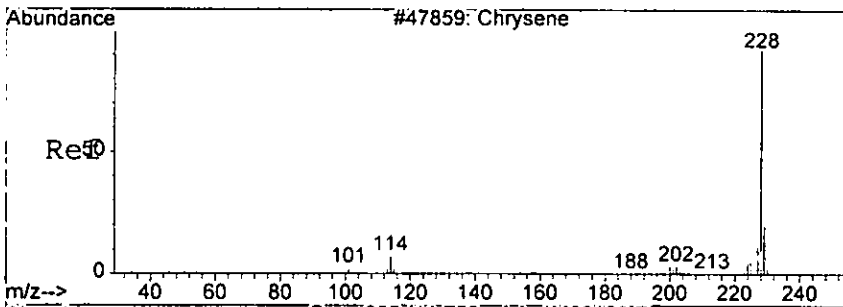


Tgt Ion: 228 Resp: 70790

Ion	Ratio	Lower	Upper
228	100		
229	22.5	0.0	60.5
226	30.0	0.0	69.0

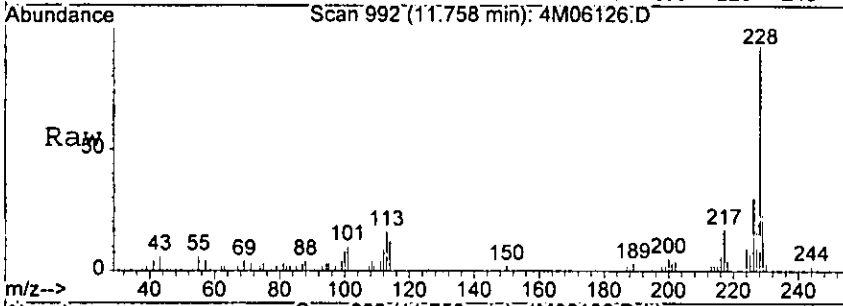


Handwritten signature



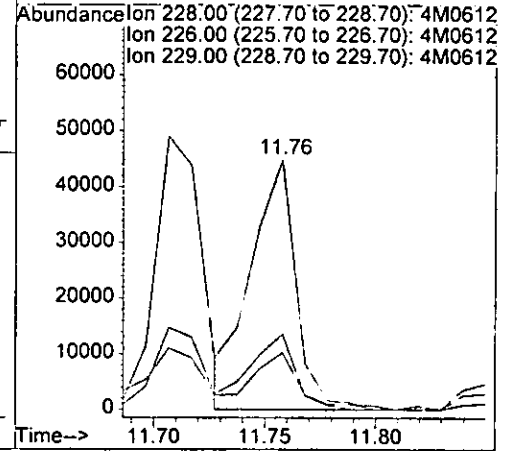
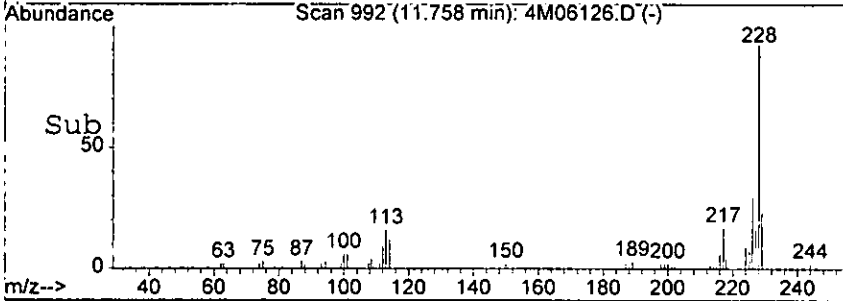
#79
 Chrysene
 Concen: 42.00 ng
 RT: 11.76 min Scan# 992
 Delta R.T. -0.23 min
 Lab File: 4M06126.D
 Acq: 14 Sep 2005 17:51

1053

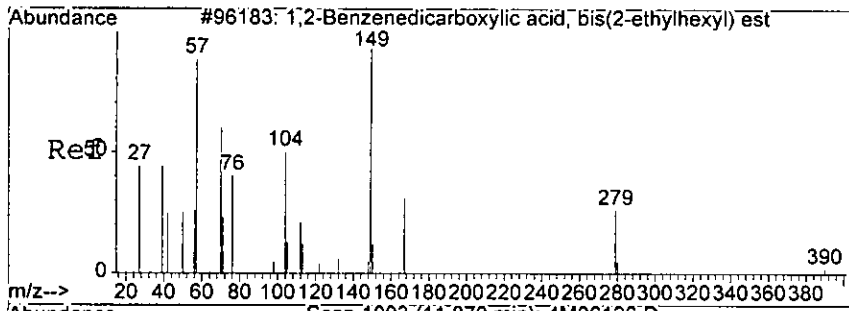


Tgt Ion: 228 Resp: 63641

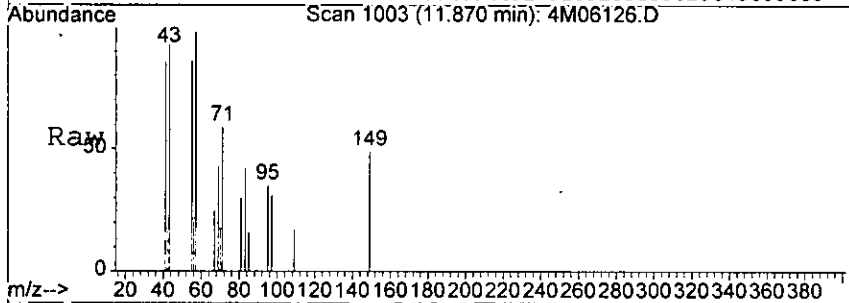
Ion	Ratio	Lower	Upper
228	100		
226	30.2	12.0	52.0
229	22.8	0.0	61.1



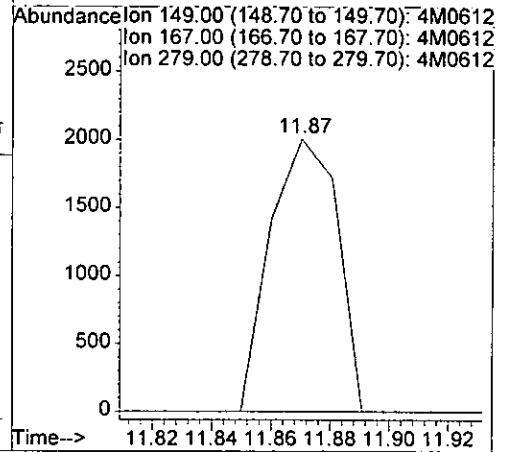
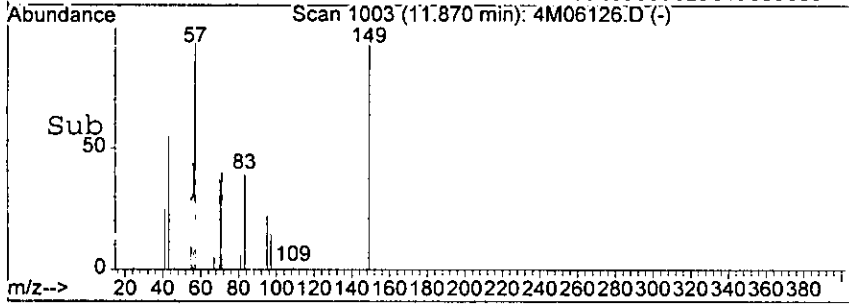
Handwritten signature



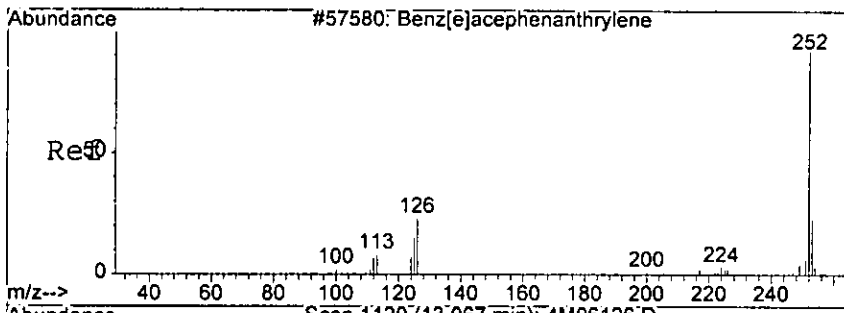
#80
 bis(2-Ethylhexyl)phthalate
 Concen: 2.14 ng
 RT: 11.87 min Scan# 1003
 Delta R.T. -0.22 min
 Lab File: 4M06126.D
 Acq: 14 Sep 2005 17:51



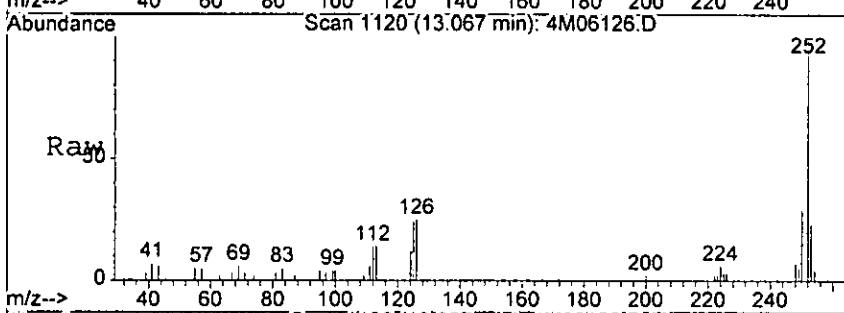
Tgt Ion	Resp	Lower	Upper
149	3157	100	
167	0.0	0.0	53.9
279	0.0	0.0	43.5



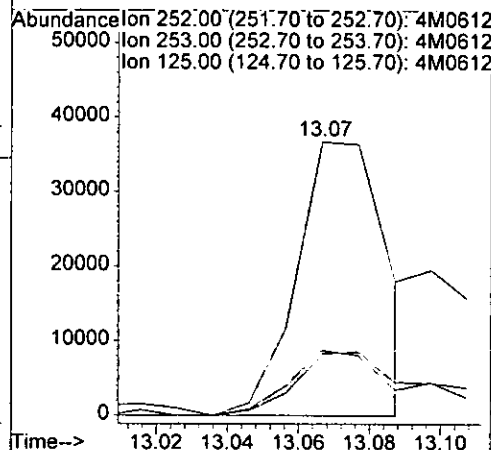
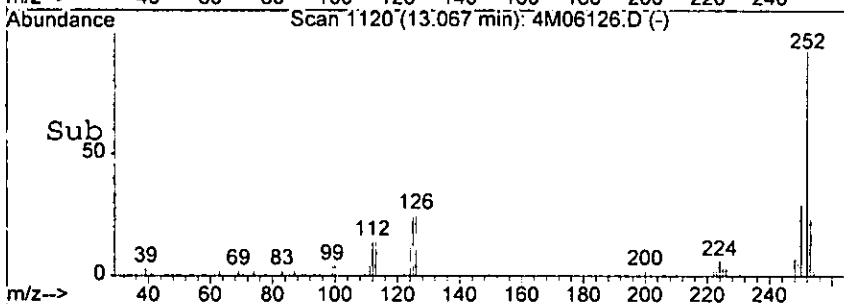
Handwritten signature



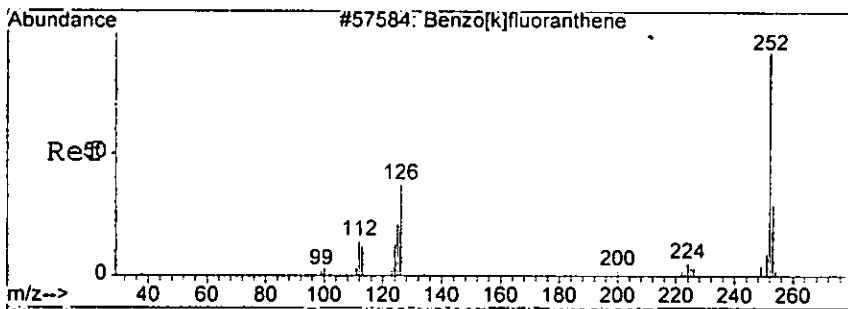
#83
 Benzo [b] fluoranthene
 Concen: 44.14 ng m
 RT: 13.07 min Scan# 1120
 Delta R.T. -0.25 min
 Lab File: 4M06126.D
 Acq: 14 Sep 2005 17:51



Tgt Ion	Resp	Lower	Upper
252	63979	100	
253	22.6	0.0	63.3
125	23.7	0.0	57.6

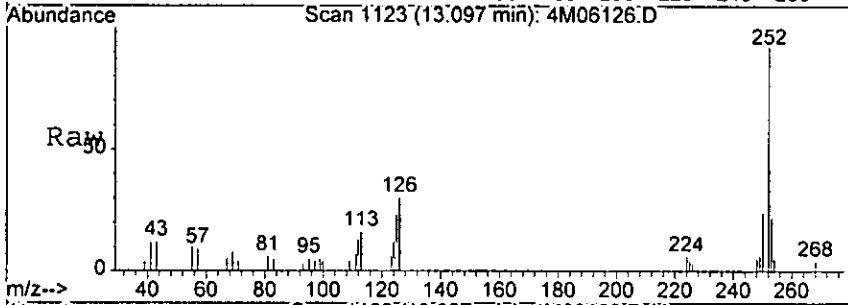


handwritten signature

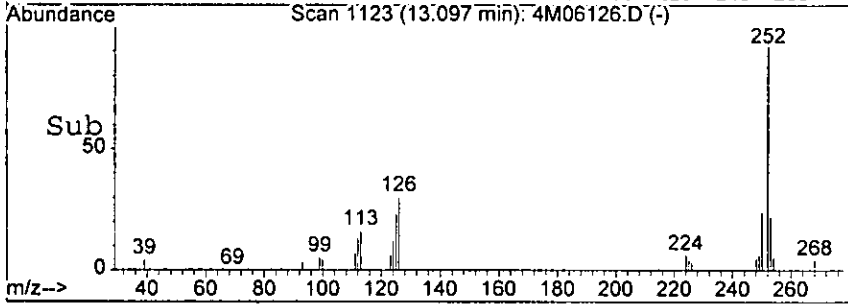
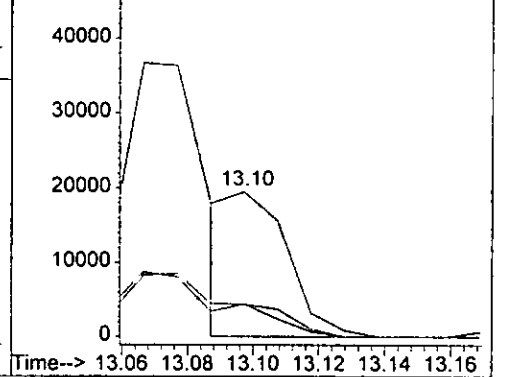


#84
 Benzo [k] fluoranthene
 Concen: 18.08 ng m
 RT: 13.10 min Scan# 1123
 Delta R.T. -0.26 min
 Lab File: 4M06126.D
 Acq: 14 Sep 2005 17:51

Tgt Ion	Resp	Lower	Upper
252	100		
253	22.3	0.0	63.5
125	22.6	0.0	53.8

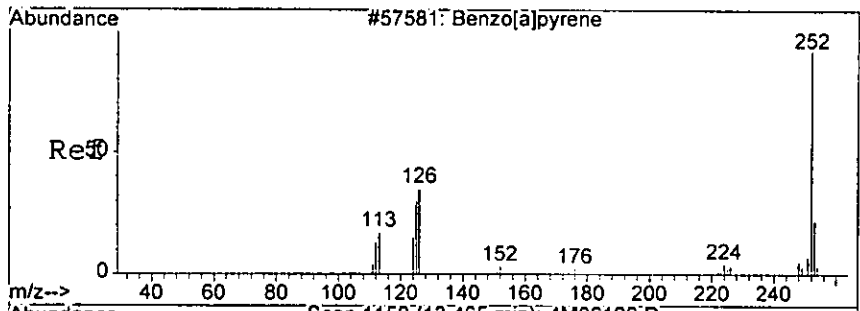


Abundance Ion 252.00 (251.70 to 252.70): 4M0612
 50000 Ion 253.00 (252.70 to 253.70): 4M0612
 Ion 125.00 (124.70 to 125.70): 4M0612

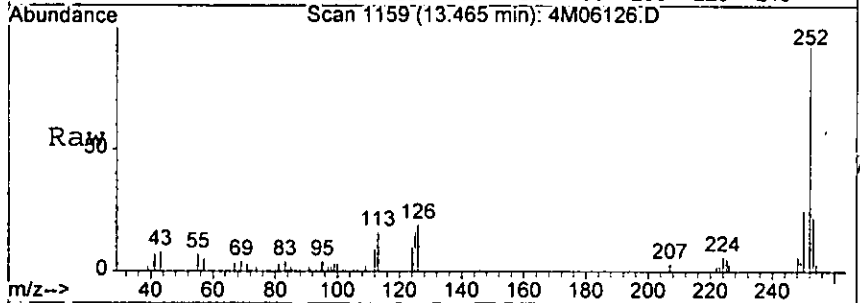


handwritten signature

1057

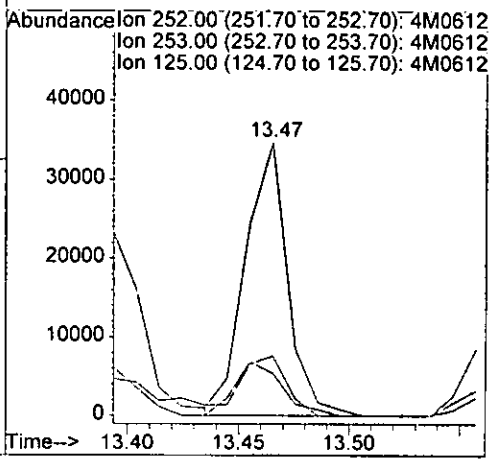
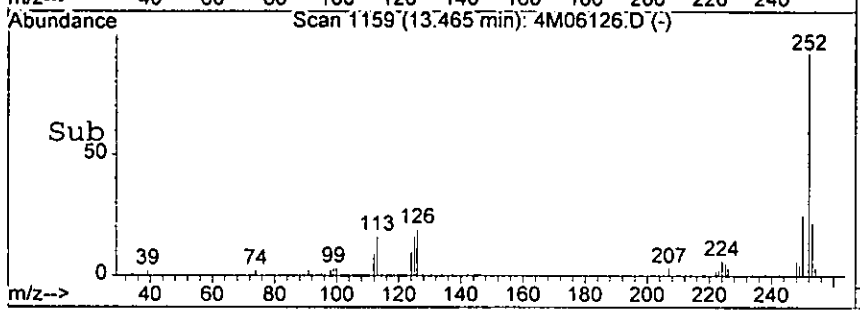


#85
 Benzo[a]pyrene
 Concen: 37.02 ng
 RT: 13.47 min Scan# 1159
 Delta R.T. -0.25 min
 Lab File: 4M06126.D
 Acq: 14 Sep 2005 17:51

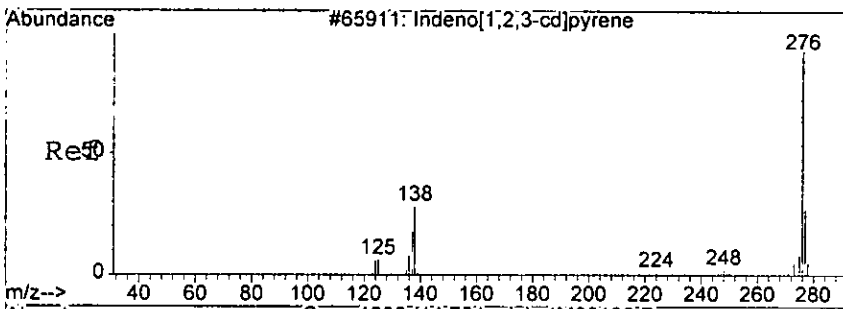


Tgt Ion: 252 Resp: 45925

Ion	Ratio	Lower	Upper
252	100		
253	21.8	0.0	62.9
125	15.7	0.0	57.6

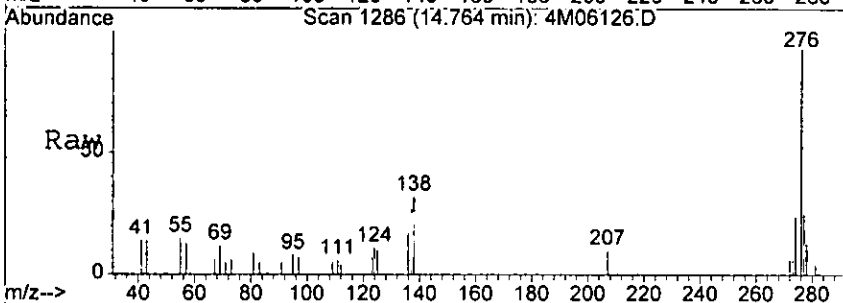


haz

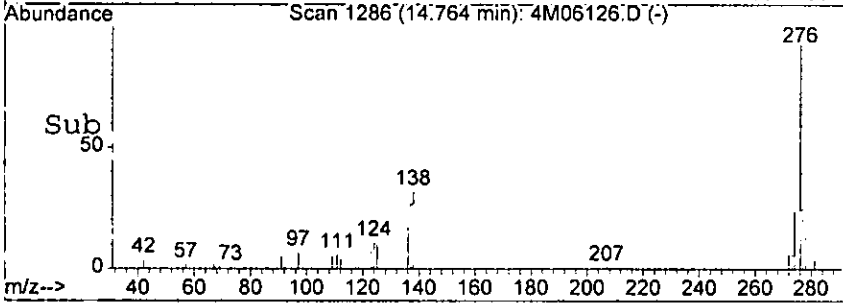
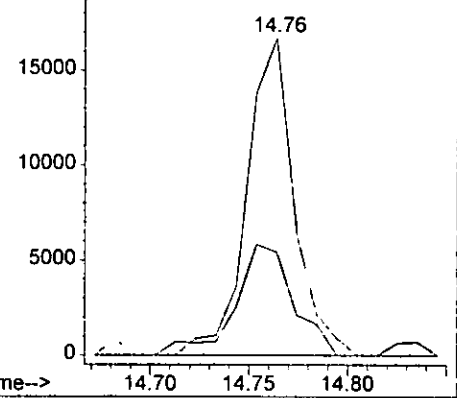


#86
 Indeno[1,2,3-cd]pyrene
 Concen: 23.65 ng
 RT: 14.76 min Scan# 1286
 Delta R.T. -0.26 min
 Lab File: 4M06126.D
 Acq: 14 Sep 2005 17:51

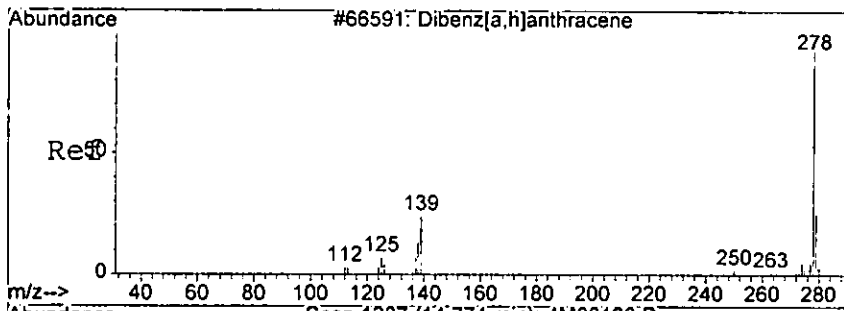
Tgt Ion	Ratio	Lower	Upper
276	100		
138	32.5	0.0	73.4



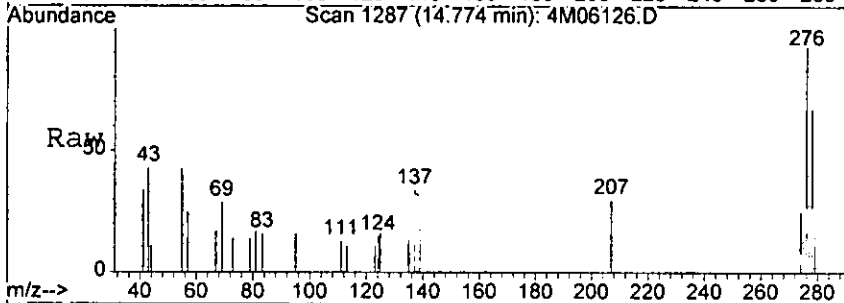
Abundance Ion 276.00 (275.70 to 276.70): 4M0612
 Ion 138.00 (137.70 to 138.70): 4M0612



handwritten signature

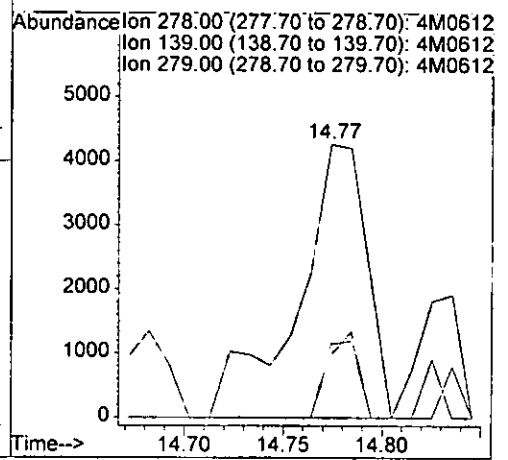
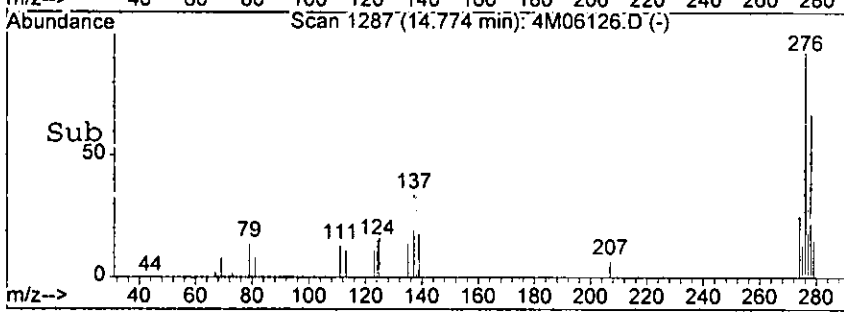


#87
 Dibenzo[a,h]anthracene
 Concen: 10.97 ng
 RT: 14.77 min Scan# 1287
 Delta R.T. -0.27 min
 Lab File: 4M06126.D
 Acq: 14 Sep 2005 17:51

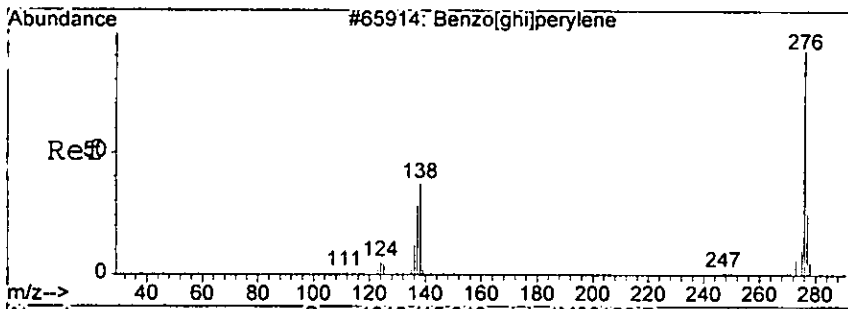


Tgt Ion: 278 Resp: 10361

Ion	Ratio	Lower	Upper
278	100		
139	27.0	0.0	63.8
279	23.0	0.0	64.0



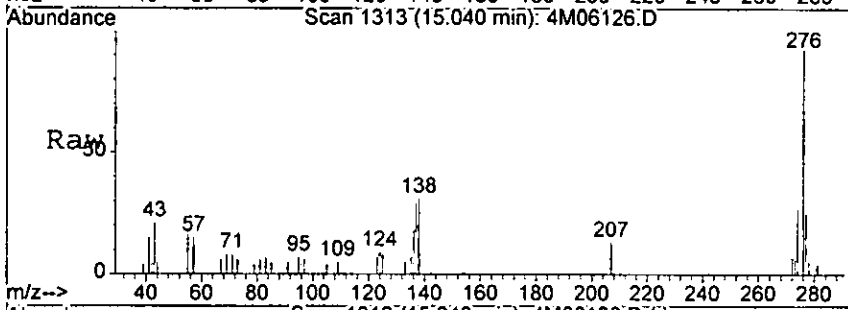
handwritten signature



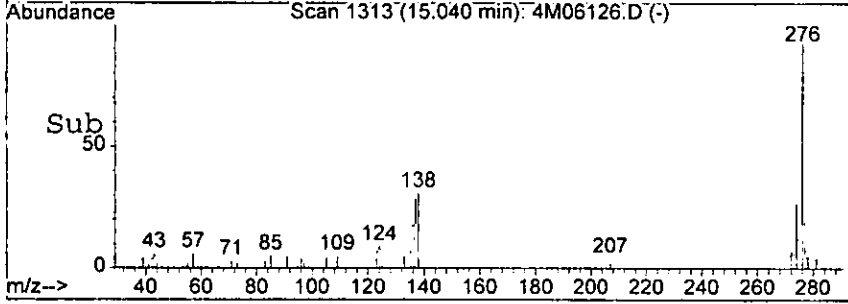
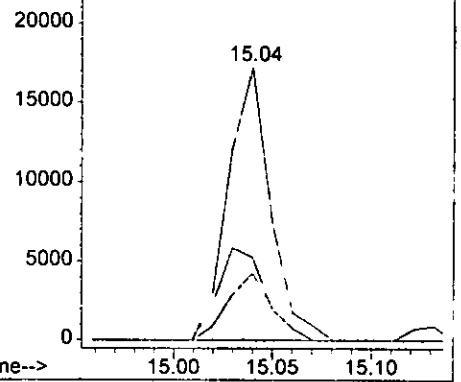
#88
 Benzo[g,h,i]perylene
 Concen: 28.35 ng
 RT: 15.04 min Scan# 1313
 Delta R.T. -0.26 min
 Lab File: 4M06126.D
 Acq: 14 Sep 2005 17:51

1050

Tgt Ion	Resp	Lower	Upper
276	25755	100	
138	30.5	0.0	74.1
277	24.8	0.0	65.0



Abundance Ion 276.00 (275.70 to 276.70): 4M0612
 Ion 138.00 (137.70 to 138.70): 4M0612
 Ion 277.00 (276.70 to 277.70): 4M0612



handwritten signature

Form1

ORGANICS SEMIVOLATILE REPORT

1061

Sample Number: AC19506-016
 Client Id: PCTP71 (17.5)
 Data File: 5M10743.D
 Analysis Date: 09/14/05 17:51
 Date Rec/Extracted: 09/09/05-09/13/05

Matrix: Soil
 Initial Vol: 30g
 Final Vol: 1ml
 Dilution: 1
 Solids: 93

Units: mg/Kg

Cas #	Compound	RL	Conc	Cas #	Compound	RL	Conc
120-82-1	1,2,4-Trichlorobenzene	0.0063	U	205-99-2	Benzo[b]fluoranthene	0.010	0.049
95-50-1	1,2-Dichlorobenzene	0.014	U	191-24-2	Benzo[g,h,i]perylene	0.0051	U
122-66-7	1,2-Diphenylhydrazine	0.012	U	207-08-9	Benzo[k]fluoranthene	0.013	U
541-73-1	1,3-Dichlorobenzene	0.010	U	111-91-1	bis(2-Chloroethoxy)methan	0.0084	U
106-46-7	1,4-Dichlorobenzene	0.0063	U	111-44-4	bis(2-Chloroethyl)ether	0.016	U
95-95-4	2,4,5-Trichlorophenol	0.056	U	108-60-1	bis(2-chloroisopropyl)ether	0.0074	U
88-06-2	2,4,6-Trichlorophenol	0.027	U	117-81-7	bis(2-Ethylhexyl)phthalat	0.023	0.037
120-83-2	2,4-Dichlorophenol	0.048	U	85-68-7	Butylbenzylphthalate	0.0097	U
105-67-9	2,4-Dimethylphenol	0.030	U	86-74-8	Carbazole	0.0069	U
51-28-5	2,4-Dinitrophenol	0.066	U	218-01-9	Chrysene	0.010	0.040
121-14-2	2,4-Dinitrotoluene	0.013	U	84-74-2	Di-n-butylphthalate	0.0073	0.044
606-20-2	2,6-Dinitrotoluene	0.016	U	117-84-0	Di-n-octylphthalate	0.012	U
91-58-7	2-Chloronaphthalene	0.0041	U	53-70-3	Dibenzo[a,h]anthracene	0.0066	U
95-57-8	2-Chlorophenol	0.066	U	132-64-9	Dibenzofuran	0.046	U
91-57-6	2-Methylnaphthalene	0.061	U	84-66-2	Diethylphthalate	0.0084	U
95-48-7	2-Methylphenol	0.13	U	131-11-3	Dimethylphthalate	0.0062	U
88-74-4	2-Nitroaniline	0.046	U	206-44-0	Fluoranthene	0.0059	0.095
88-75-5	2-Nitrophenol	0.044	U	86-73-7	Fluorene	0.0086	U
106-44-5	3&4-Methylphenol	0.13	U	118-74-1	Hexachlorobenzene	0.015	U
91-94-1	3,3'-Dichlorobenzidine	0.063	U	87-68-3	Hexachlorobutadiene	0.0088	U
99-09-2	3-Nitroaniline	0.090	U	77-47-4	Hexachlorocyclopentadiene	0.097	U
534-52-1	4,6-Dinitro-2-methylphenol	0.068	U	67-72-1	Hexachloroethane	0.012	U
101-55-3	4-Bromophenyl-phenylether	0.015	U	193-39-5	Indeno[1,2,3-cd]pyrene	0.0061	U
59-50-7	4-Chloro-3-methylphenol	0.072	U	78-59-1	Isophorone	0.19	U
106-47-8	4-Chloroaniline	0.24	U	621-64-7	N-Nitroso-di-n-propylamine	0.011	U
7005-72-3	4-Chlorophenyl-phenylether	0.010	U	62-75-9	N-Nitrosodimethylamine	0.40	U
100-01-6	4-Nitroaniline	0.053	U	86-30-6	n-Nitrosodiphenylamine	0.0098	U
100-02-7	4-Nitrophenol	0.051	U	91-20-3	Naphthalene	0.0035	U
83-32-9	Acenaphthene	0.0059	U	98-95-3	Nitrobenzene	0.010	U
208-96-8	Acenaphthylene	0.0054	U	87-86-5	Pentachlorophenol	0.035	U
120-12-7	Anthracene	0.0071	U	85-01-8	Phenanthrene	0.0080	0.036
92-87-5	Benzidine	0.37	U	108-95-2	Phenol	0.059	U
56-55-3	Benzo[a]anthracene	0.0050	0.043	129-00-0	Pyrene	0.0082	0.064
50-32-8	Benzo[a]pyrene	0.0060	0.037				

Worksheet #: 19622

Total Target Concentration 0.445

U - Indicates the compound was analyzed but not detected.
 B - Indicates the analyte was found in the blank as well as in the sample.
 E - Indicates the analyte concentration exceeds the calibration range of the instrument.

R - Retention Time Out
 J - Indicates an estimated value when a compound is detected at less than the specified detection limit.

100
20

Data File : G:\GcMsData\2005\Gcms_5\Data\09-14-05\5M10743.D Vial: 20
 Acq On : 14 Sep 2005 17:51 Operator: AHD
 Sample : AC19506-016 Inst : GCMS_5
 Misc : S,BNA Multiplr: 1.00
 MS Integration Params: RTEINT.P
 Quant Time: Sep 22 18:31 2005

Quant Results File: 5M_0817.RES

Quant Method : G:\GCMSDATA\2005\GCMS_5\METHODS\5M_0817.M (RTE Integrator)
 Title : @GCMS_5,mg,625,8270
 Last Update : Wed Aug 17 10:45:54 2005
 Response via : Initial Calibration
 DataAcq Meth : 5M_RUN5

Internal Standards	R.T.	QIon	Response	Conc	Units	Dev (Min)
1) 1,4-Dichlorobenzene-d4	4.83	152	15224	40.00	ng	-0.18
20) Naphthalene-d8	5.88	136	69036	40.00	ng	-0.17
36) Acenaphthene-d10	7.19	164	49314	40.00	ng	-0.19
61) Phenanthrene-d10	8.50	188	106898	40.00	ng	-0.24
77) Chrysene-d12	11.44	240	97344	40.00	ng	-0.27
88) Perylene-d12	13.01	264	73565	40.00	ng	-0.29
System Monitoring Compounds						
4) 2-Fluorophenol	3.39	112	90498	189.14	ng	-0.27
Spiked Amount	200.000		Recovery	=	94.57%	
8) Phenol-d5	4.54	99	125935	199.25	ng	-0.18
Spiked Amount	200.000		Recovery	=	99.63%	
21) Nitrobenzene-d5	5.32	128	23938	81.57	ng	-0.18
Spiked Amount	100.000		Recovery	=	81.57%	
41) 2-Fluorobiphenyl	6.69	172	120270	74.58	ng	-0.17
Spiked Amount	100.000		Recovery	=	74.58%	
64) 2,4,6-Tribromophenol	7.86	330	40164	169.69	ng	-0.22
Spiked Amount	200.000		Recovery	=	84.85%	
80) Terphenyl-d14	10.26	244	196195	81.04	ng	-0.25
Spiked Amount	100.000		Recovery	=	81.04%	
Target Compounds						
70) Phenanthrene	8.53	178	3039	1.00	ng	92
74) Di-n-butylphthalate	9.17	149	4193	1.23	ng	97
76) Fluoranthene	9.78	202	8892	2.65	ng	99
78) Pyrene	10.03	202	6922	1.78	ng	96
85) Benzo[a]anthracene	11.43	228	4386	1.19	ng	93
86) Chrysene	11.46	228	3712	1.11	ng	97
87) bis(2-Ethylhexyl)phthalate	11.59	149	2323	1.04	ng	62
90) Benzo[b]fluoranthene	12.62	252	4079m	1.37	ng	
92) Benzo[a]pyrene	12.94	252	2890	1.02	ng	93

Handwritten signature


(#) = qualifier out of range (m) = manual integration

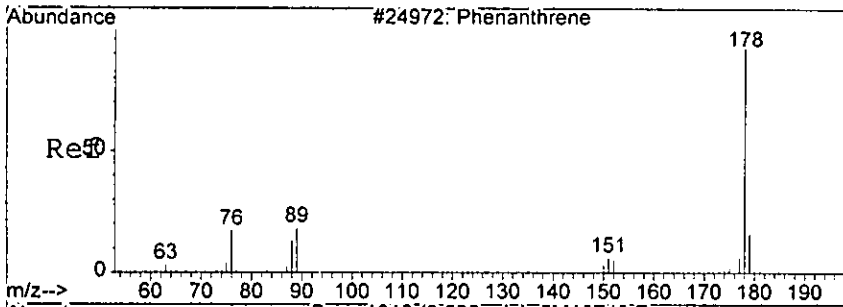
Quantitation Report

180

Data File : G:\GcMsData\2005\Gcms_5\Data\09-14-05\5M10743.D Vial:
 Acq On : 14 Sep 2005 17:51 Operator: AHD
 Sample : AC19506-016 Inst : GCMS_5
 Misc : S,BNA Multiplr: 1.00
 MS Integration Params: RTEINT.P
 Quant Time: Sep 22 18:31 2005 Quant Results File: 5M_0817.RES

Method : G:\GCMSDATA\2005\GCMS_5\METHODS\5M_0817.M (RTE Integrator)
 Title : @GCMS_5,mg,625,8270
 Last Update : Wed Aug 17 10:45:54 2005
 Response via : Initial Calibration



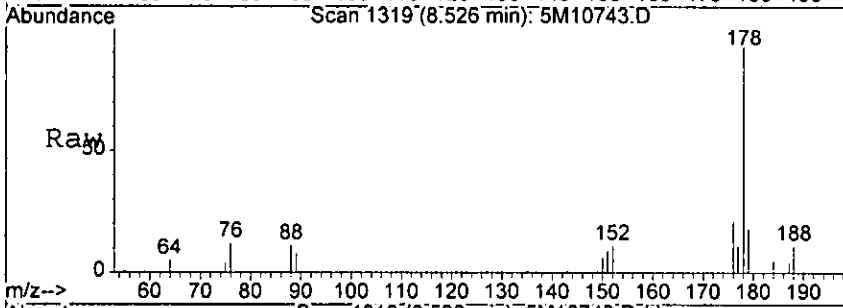


#70
 Phenanthrene
 Concen: 1.00 ng
 RT: 8.53 min Scan# 1319
 Delta R.T. -0.24 min
 Lab File: 5M10743.D
 Acq: 14 Sep 2005 17:51

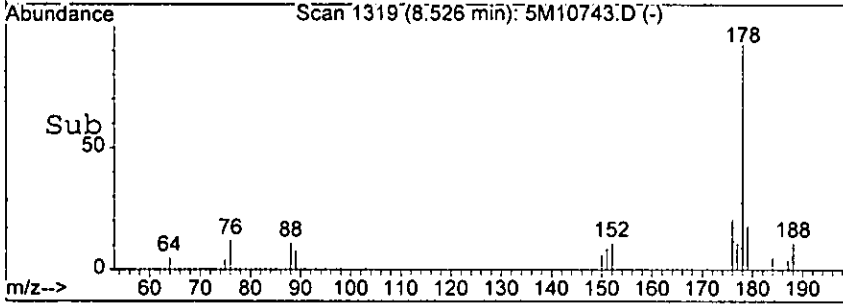
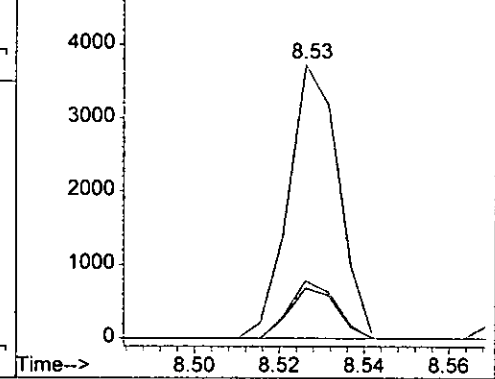
1001

Tgt Ion: 178 Resp: 3039

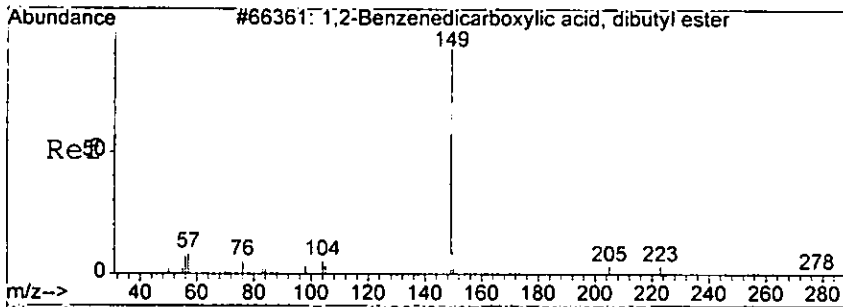
Ion	Ratio	Lower	Upper
178	100		
179	18.3	0.0	54.9
176	20.9	0.0	57.7



Abundance Ion 178.00 (177.70 to 178.70): 5M1074
 Ion 179.00 (178.70 to 179.70): 5M1074
 Ion 176.00 (175.70 to 176.70): 5M1074

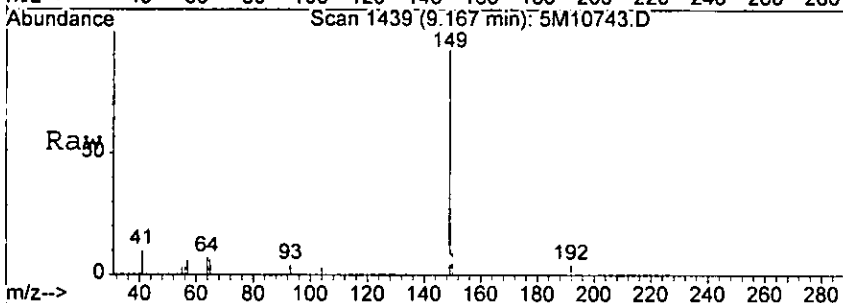


Handwritten signature

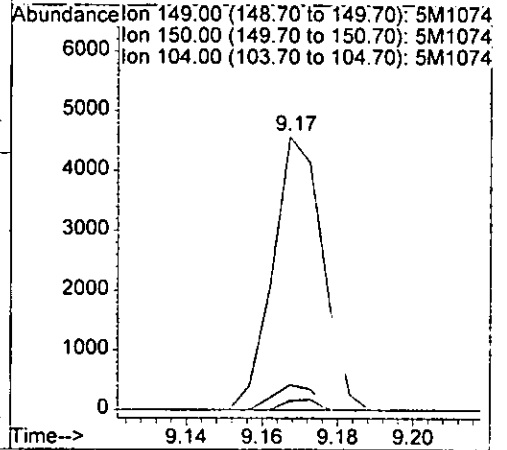
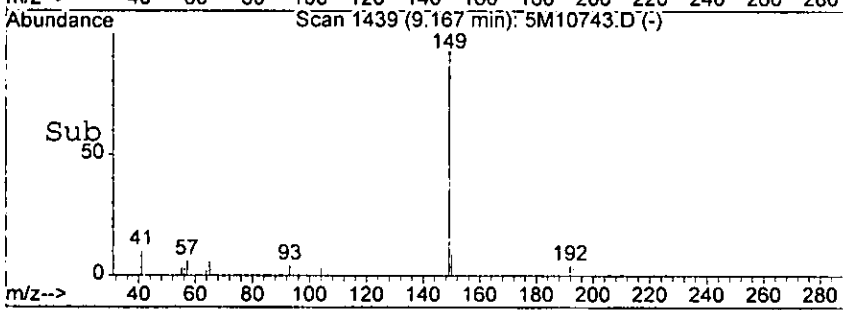


#74
 Di-n-butylphthalate
 Concen: 1.23 ng
 RT: 9.17 min Scan# 1439
 Delta R.T. -0.24 min
 Lab File: 5M10743.D
 Acq: 14 Sep 2005 17:51

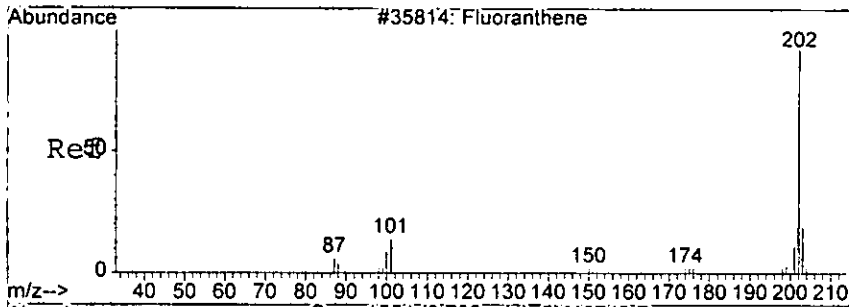
1065



Tgt Ion	Ratio	Resp	Lower	Upper
149	100	4193		
150	9.2		0.0	49.0
104	3.3		0.0	45.3



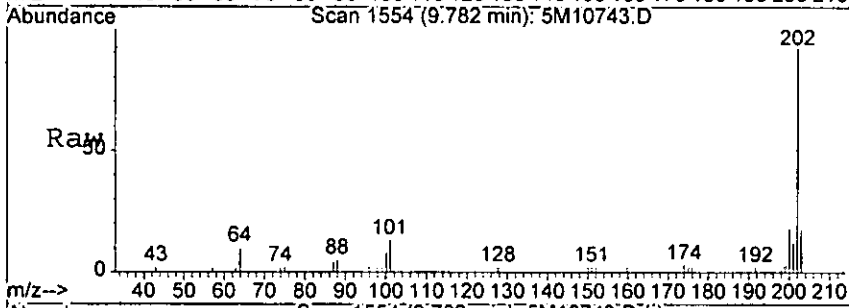
Handwritten signature



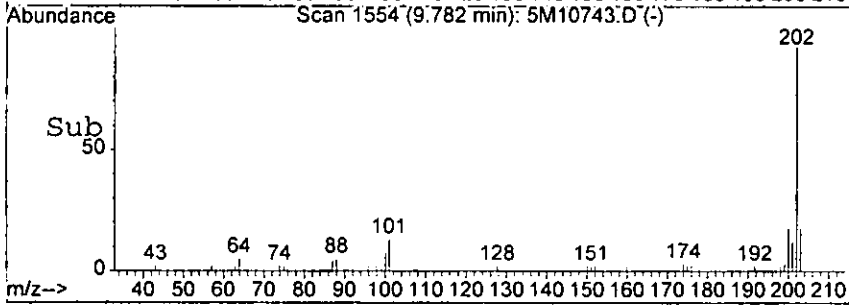
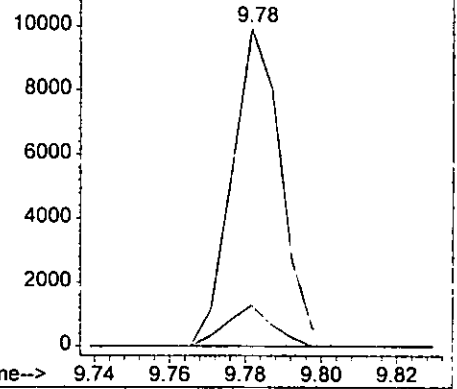
#76
 Fluoranthene
 Concen: 2.65 ng
 RT: 9.78 min Scan# 1554
 Delta R.T. -0.26 min
 Lab File: 5M10743.D
 Acq: 14 Sep 2005 17:51

1066

Tgt Ion: 202 Resp: 8892
 Ion Ratio Lower Upper
 202 100
 101 12.9 0.0 52.5

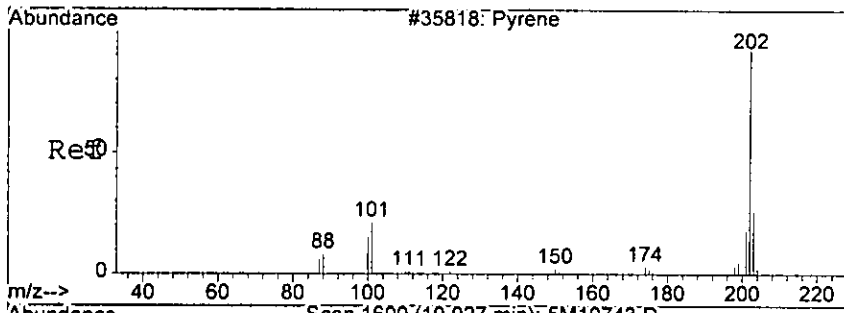


Abundance Ion 202.00 (201.70 to 202.70): 5M1074
 Ion 101.00 (100.70 to 101.70): 5M1074



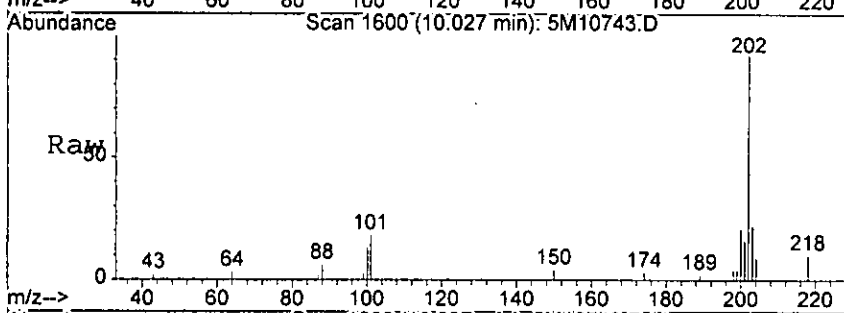
Handwritten signature

1067

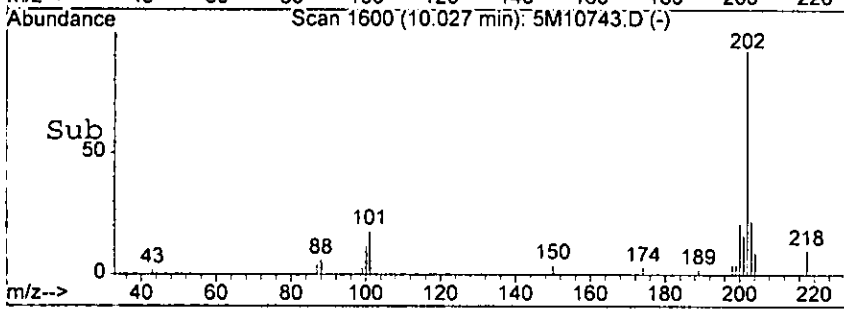
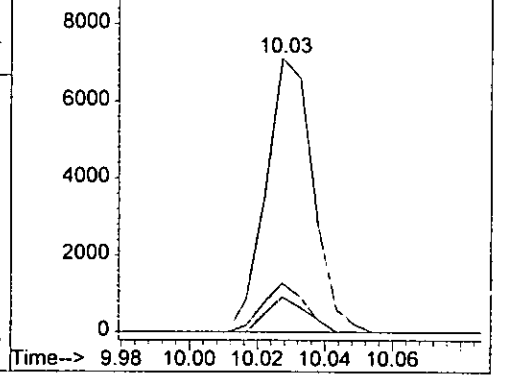


#78
 Pyrene
 Concen: 1.78 ng
 RT: 10.03 min Scan# 1600
 Delta R.T. -0.27 min
 Lab File: 5M10743.D
 Acq: 14 Sep 2005 17:51

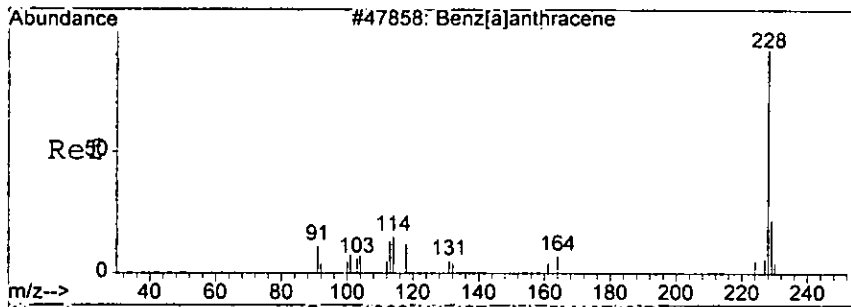
Tgt Ion	202	101	100	Resp:	6922
Ion Ratio	100	17.8	12.8	Lower	Upper
		0.0	0.0		
		55.5	52.1		



Abundance Ion 202.00 (201.70 to 202.70): 5M1074
 Ion 101.00 (100.70 to 101.70): 5M1074
 Ion 100.00 (99.70 to 100.70): 5M10743

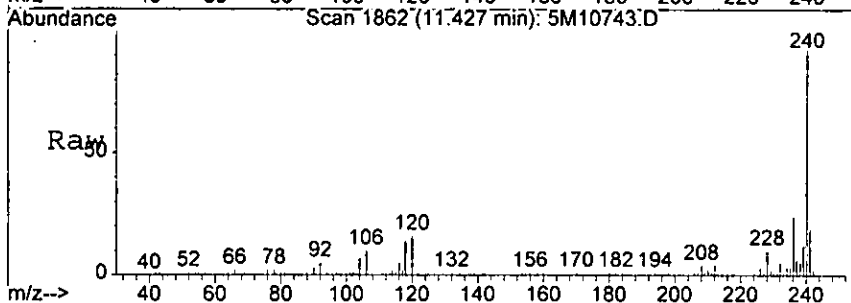


Handwritten signature



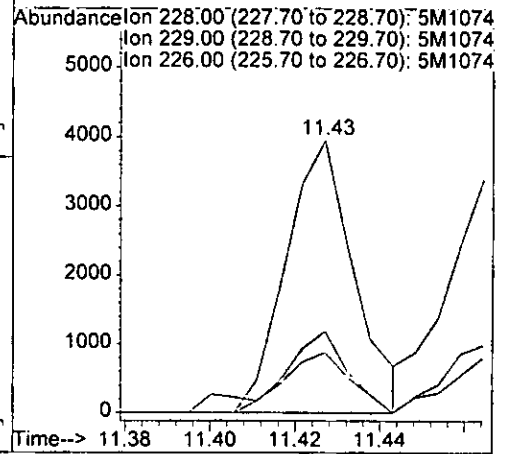
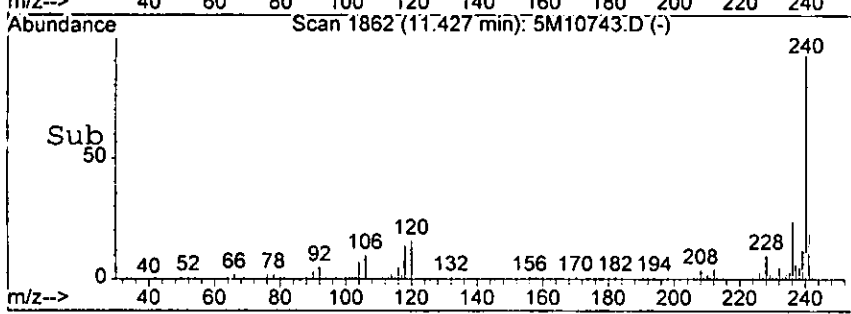
#85
 Benzo[a]anthracene
 Concen: 1.19 ng
 RT: 11.43 min Scan# 1862
 Delta R.T. -0.27 min
 Lab File: 5M10743.D
 Acq: 14 Sep 2005 17:51

1862

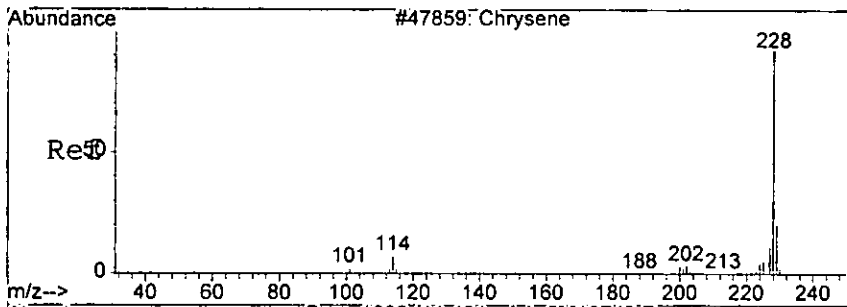


Tgt Ion: 228 Resp: 4386

Ion	Ratio	Lower	Upper
228	100		
229	22.3	0.0	58.7
226	30.0	0.0	66.4

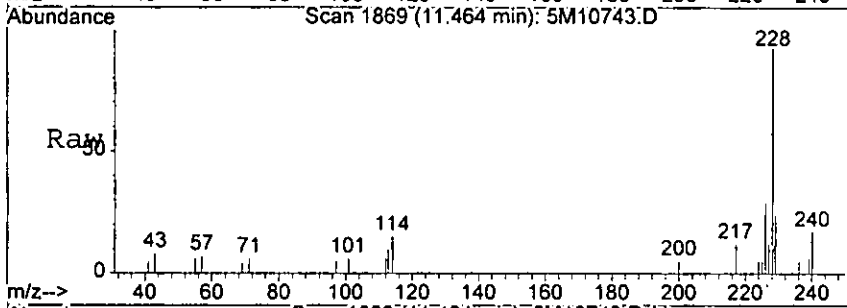


Handwritten signature



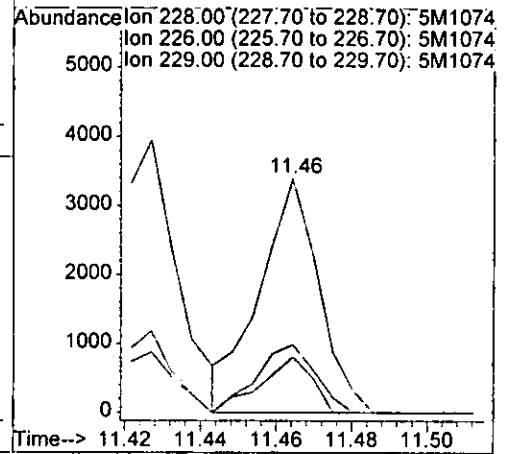
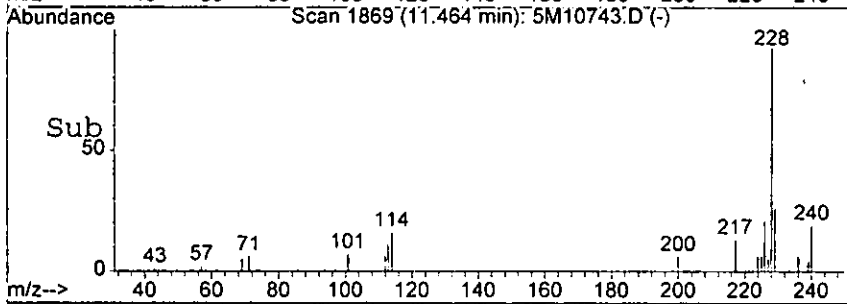
#86
 Chrysene
 Concen: 1.11 ng
 RT: 11.46 min Scan# 1869
 Delta R.T. -0.28 min
 Lab File: 5M10743.D
 Acq: 14 Sep 2005 17:51

1869

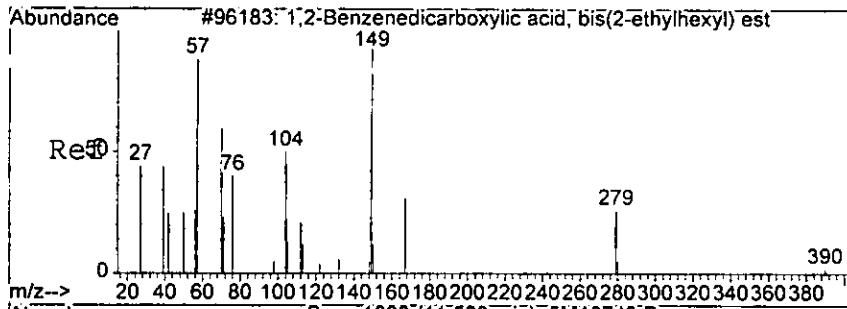


Tgt Ion: 228 Resp: 3712

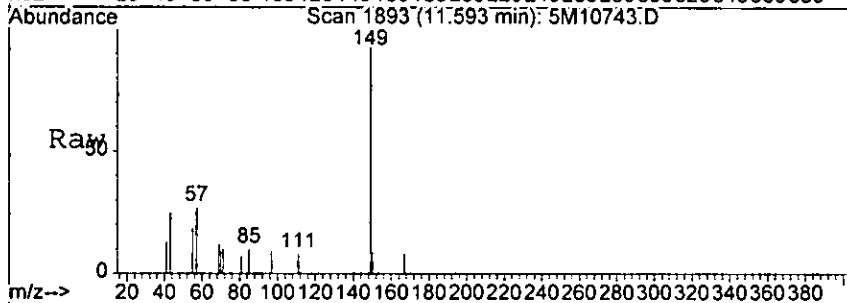
Ion	Ratio	Lower	Upper
228	100		
226	29.2	9.1	49.1
229	23.9	0.0	60.1



Handwritten signature

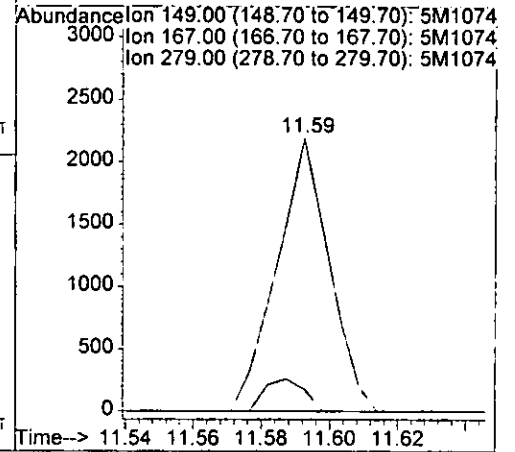
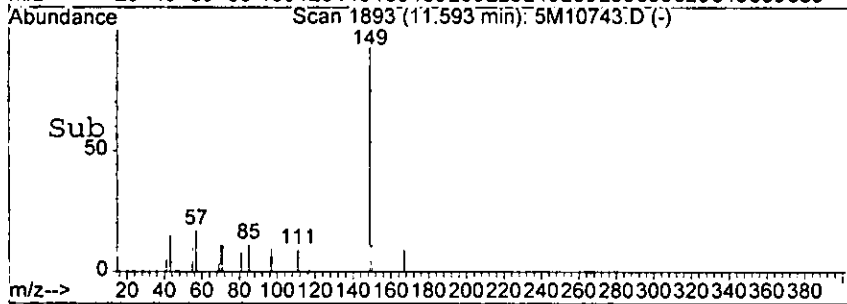


#87
 bis(2-Ethylhexyl)phthalate
 Concen: 1.04 ng
 RT: 11.59 min Scan# 1893
 Delta R.T. -0.25 min
 Lab File: 5M10743.D
 Acq: 14 Sep 2005 17:51

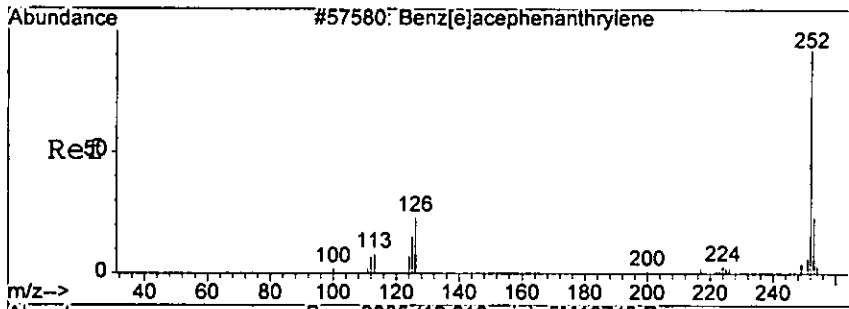


Tgt Ion: 149 Resp: 2323

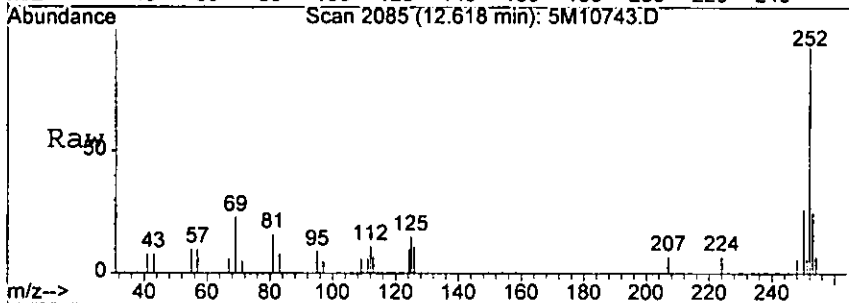
Ion	Ratio	Lower	Upper
149	100		
167	8.1	2.4	58.4
279	0.0	0.0	44.1



hgar

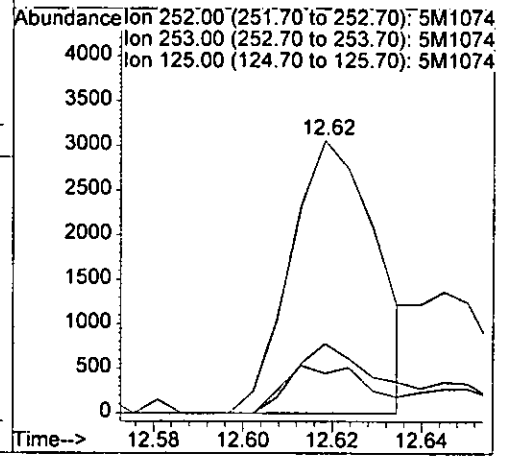
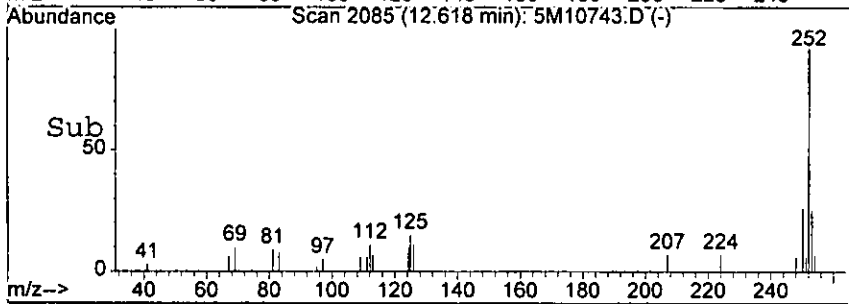


#90
 Benzo[b]fluoranthene
 Concen: 1.37 ng m
 RT: 12.62 min Scan# 2085
 Delta R.T. -0.29 min
 Lab File: 5M10743.D
 Acq: 14 Sep 2005 17:51



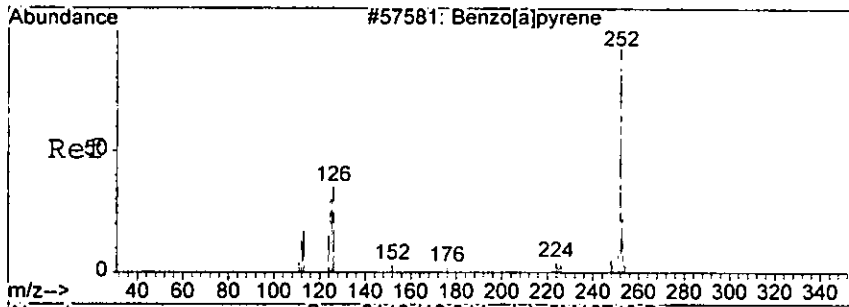
Tgt Ion: 252 Resp: 4079

Ion	Ratio	Lower	Upper
252	100		
253	25.5	0.0	61.6
125	14.6	0.0	54.8

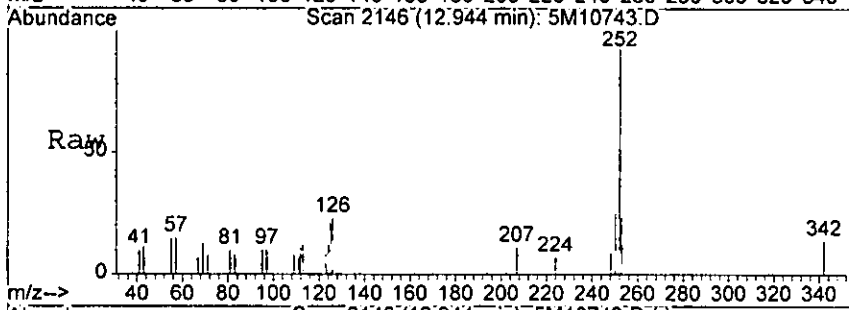


handwritten signature

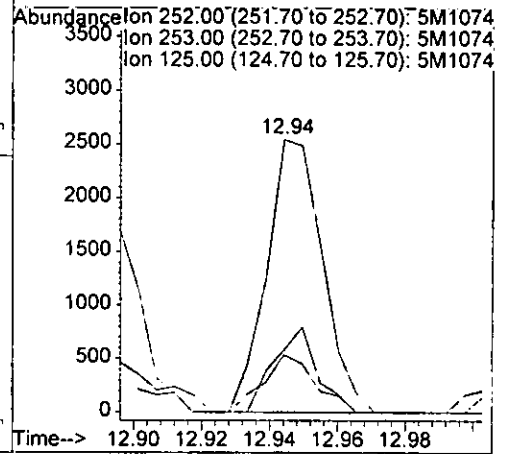
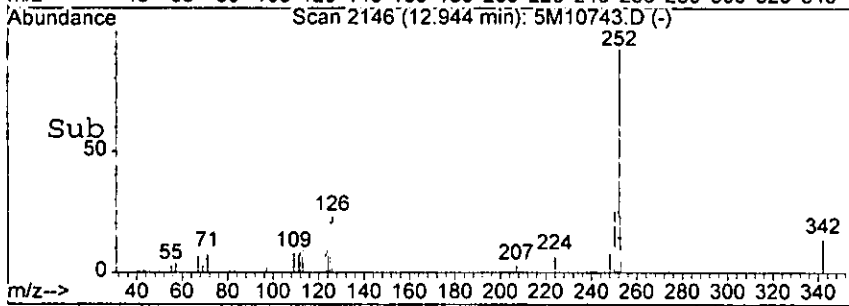
1077



#92
Benzo[a]pyrene
Concen: 1.02 ng
RT: 12.94 min Scan# 2146
Delta R.T. -0.29 min
Lab File: 5M10743.D
Acq: 14 Sep 2005 17:51



Tgt Ion	252	253	125
Resp:	2890		
Ion Ratio	100	22.8	21.1
Lower		0.0	0.0
Upper		61.5	56.0



1077

Form1

ORGANICS SEMIVOLATILE REPORT

1073

Sample Number: AC19506-017
 Client Id: PCTP70 (0.5)
 Data File: 4M06120.D
 Analysis Date: 09/14/05 15:27
 Date Rec/Extracted: 09/09/05-09/13/05

Matrix: Soil
 Initial Vol: 30g
 Final Vol: 1ml
 Dilution: 1
 Solids: 90

Units: mg/Kg

Cas #	Compound	RL	Conc	Cas #	Compound	RL	Conc
120-82-1	1,2,4-Trichlorobenzene	0.010	U	205-99-2	Benzo[b]fluoranthene	0.011	1.5
95-50-1	1,2-Dichlorobenzene	0.017	U	191-24-2	Benzo[g,h,i]perylene	0.0070	0.72
122-66-7	1,2-Diphenylhydrazine	0.011	U	207-08-9	Benzo[k]fluoranthene	0.012	0.54
541-73-1	1,3-Dichlorobenzene	0.016	U	111-91-1	bis(2-Chloroethoxy)methan	0.0084	U
106-46-7	1,4-Dichlorobenzene	0.019	U	111-44-4	bis(2-Chloroethyl)ether	0.020	U
95-95-4	2,4,5-Trichlorophenol	0.50	U	108-60-1	bis(2-chloroisopropyl)ether	0.012	U
88-06-2	2,4,6-Trichlorophenol	0.90	U	117-81-7	bis(2-Ethylhexyl)phthalat	0.033	0.080
120-83-2	2,4-Dichlorophenol	0.060	U	85-68-7	Butylbenzylphthalate	0.015	U
105-67-9	2,4-Dimethylphenol	0.051	U	86-74-8	Carbazole	0.011	0.11
51-28-5	2,4-Dinitrophenol	0.25	U	218-01-9	Chrysene	0.0077	1.1
121-14-2	2,4-Dinitrotoluene	0.014	U	84-74-2	Di-n-butylphthalate	0.0083	0.040 B
606-20-2	2,6-Dinitrotoluene	0.015	U	117-84-0	Di-n-octylphthalate	0.0087	U
91-58-7	2-Chloronaphthalene	0.010	U	53-70-3	Dibenzo[a,h]anthracene	0.013	0.28
95-57-8	2-Chlorophenol	0.076	U	132-64-9	Dibenzofuran	0.047	0.038 J
91-57-6	2-Methylnaphthalene	0.048	U	84-66-2	Diethylphthalate	0.010	U
95-48-7	2-Methylphenol	0.18	U	131-11-3	Dimethylphthalate	0.0084	U
88-74-4	2-Nitroaniline	0.026	U	206-44-0	Fluoranthene	0.011	1.5
88-75-5	2-Nitrophenol	0.043	U	86-73-7	Fluorene	0.0094	0.079
106-44-5	3&4-Methylphenol	0.20	U	118-74-1	Hexachlorobenzene	0.017	U
91-94-1	3,3'-Dichlorobenzidine	0.081	U	87-68-3	Hexachlorobutadiene	0.016	U
99-09-2	3-Nitroaniline	0.15	U	77-47-4	Hexachlorocyclopentadiene	0.098	U
534-52-1	4,6-Dinitro-2-methylphenol	0.070	U	67-72-1	Hexachloroethane	0.028	U
101-55-3	4-Bromophenyl-phenylether	0.014	U	193-39-5	Indeno[1,2,3-cd]pyrene	0.0051	0.64
59-50-7	4-Chloro-3-methylphenol	0.094	U	78-59-1	Isophorone	0.011	U
106-47-8	4-Chloroaniline	0.29	U	621-64-7	N-Nitroso-di-n-propylamine	0.018	U
7005-72-3	4-Chlorophenyl-phenylether	0.017	U	62-75-9	N-Nitrosodimethylamine	0.44	U
100-01-6	4-Nitroaniline	0.091	U	86-30-6	n-Nitrosodiphenylamine	0.018	U
100-02-7	4-Nitrophenol	0.066	U	91-20-3	Naphthalene	0.0087	0.043
83-32-9	Acenaphthene	0.015	0.079	98-95-3	Nitrobenzene	0.015	U
208-96-8	Acenaphthylene	0.0086	0.068	87-86-5	Pentachlorophenol	0.046	U
120-12-7	Anthracene	0.0097	0.17	85-01-8	Phenanthrene	0.0085	0.77
92-87-5	Benzidine	0.084	U	108-95-2	Phenol	0.056	U
56-55-3	Benzo[a]anthracene	0.0065	1.0	129-00-0	Pyrene	0.0086	1.8
50-32-8	Benzo[a]pyrene	0.0085	0.99				

Worksheet #: 19611

Total Target Concentration 11.547

U - Indicates the compound was analyzed but not detected.
 B - Indicates the analyte was found in the blank as well as in the sample.
 E - Indicates the analyte concentration exceeds the calibration range of the instrument.

R - Retention Time Out
 J - Indicates an estimated value when a compound is detected at less than the specified detection limit.

Data File : G:\GcMsData\2005\Gcms_4\Data\09-14-05\4M06120.D Vial: 105
 Acq On : 14 Sep 2005 15:27 Operator: AHD
 Sample : AC19506-017 Inst : GCMS_4
 Misc : S,BNA Multiplr: 1.00
 MS Integration Params: RTEINT.P
 Quant Time: Sep 22 16:19 2005 Quant Results File: 4M_0901.RES

Quant Method : G:\GCMSDATA\2005\GCMS_4\METHODS\4M_0901.M (RTE Integrator)
 Title : @GCMS_4,mg,625,8270
 Last Update : Fri Sep 02 08:08:19 2005
 Response via : Initial Calibration
 DataAcq Meth : 4M_0901

Internal Standards	R.T.	QIon	Response	Conc	Units	Dev (Min)
1) 1,4-Dichlorobenzene-d4	4.54	152	66059	40.00	ng	-0.14
19) Naphthalene-d8	5.53	136	216036	40.00	ng	-0.14
35) Acenaphthene-d10	7.02	164	117956	40.00	ng	-0.18
59) Phenanthrene-d10	8.59	188	196710	40.00	ng	-0.20
72) Chrysene-d12	11.72	240	105871	40.00	ng	-0.24
81) Perylene-d12	13.53	264	60749	40.00	ng	-0.26

System Monitoring Compounds

4) 2-Fluorophenol	3.34	112	284931	140.50	ng	-0.16	
Spiked Amount							200.000
							Recovery = 70.25%
7) Phenol-d5	4.27	99	375441	146.42	ng	-0.13	
Spiked Amount							200.000
							Recovery = 73.21%
20) Nitrobenzene-d5	4.99	128	83385	73.80	ng	-0.14	
Spiked Amount							100.000
							Recovery = 73.80%
40) 2-Fluorobiphenyl	6.42	172	280129	67.29	ng	-0.16	
Spiked Amount							100.000
							Recovery = 67.29%
62) 2,4,6-Tribromophenol	7.84	332	93860	119.31	ng	-0.19	
Spiked Amount							200.000
							Recovery = 59.66%
75) Terphenyl-d14	10.48	244	258906	89.85	ng	-0.21	
Spiked Amount							100.000
							Recovery = 89.85%

Target Compounds

Target Compounds	R.T.	QIon	Response	Conc	Units	Qvalue
29) Naphthalene	5.54	128	6500	1.15	ng	98
46) Acenaphthylene	6.89	152	9872	1.84	ng	94
49) Acenaphthene	7.05	153	7745	2.13	ng	90
52) Dibenzofuran	7.23	168	5229	1.03	ng	100
55) Fluorene	7.58	166	7411	2.12	ng	96
67) Phenanthrene	8.61	178	107588	20.79	ng	98
68) Anthracene	8.67	178	25222	4.47	ng	97
69) Carbazole	8.87	167	15785	3.00	ng	96
70) Di-n-butylphthalate	9.32	149	8157	1.09	ng	91
71) Fluoranthene	9.99	202	243105	41.84	ng	89
73) Pyrene	10.24	202	192455	47.34	ng	97
78) Benzo[a]anthracene	11.71	228	98311	27.47	ng	98
79) Chrysene	11.76	228	96003	29.26	ng	97
80) bis(2-Ethylhexyl)phthalate	11.87	149	6915	2.16	ng	86
83) Benzo[b]fluoranthene	13.07	252	105458m	40.73	ng	
84) Benzo[k]fluoranthene	13.10	252	34409m	14.50	ng	
85) Benzo[a]pyrene	13.46	252	59263	26.74	ng	95
86) Indeno[1,2,3-cd]pyrene	14.75	276	36493	17.37	ng	98
87) Dibenzo[a,h]anthracene	14.77	278	12711	7.53	ng	89

(#) = qualifier out of range (m) = manual integration

1990

185

Data File : G:\GcMsData\2005\Gcms_4\Data\09-14-05\4M06120.D Vial: 185
 Acq On : 14 Sep 2005 15:27 Operator: AHD
 Sample : AC19506-017 Inst : GCMS_4
 Misc : S,BNA Multiplr: 1.00
 MS Integration Params: RTEINT.P
 Quant Time: Sep 22 16:19 2005 Quant Results File: 4M_0901.RES

Quant Method : G:\GCMSDATA\2005\GCMS_4\METHODS\4M_0901.M (RTE Integrator)
 Title : @GCMS_4,mg,625,8270
 Last Update : Fri Sep 02 08:08:19 2005
 Response via : Initial Calibration
 DataAcq Meth : 4M_0901

Compound	R.T.	QIon	Response	Conc	Unit	Qvalue
88) Benzo[g,h,i]perylene	15.03	276	31586	19.46	ng	96

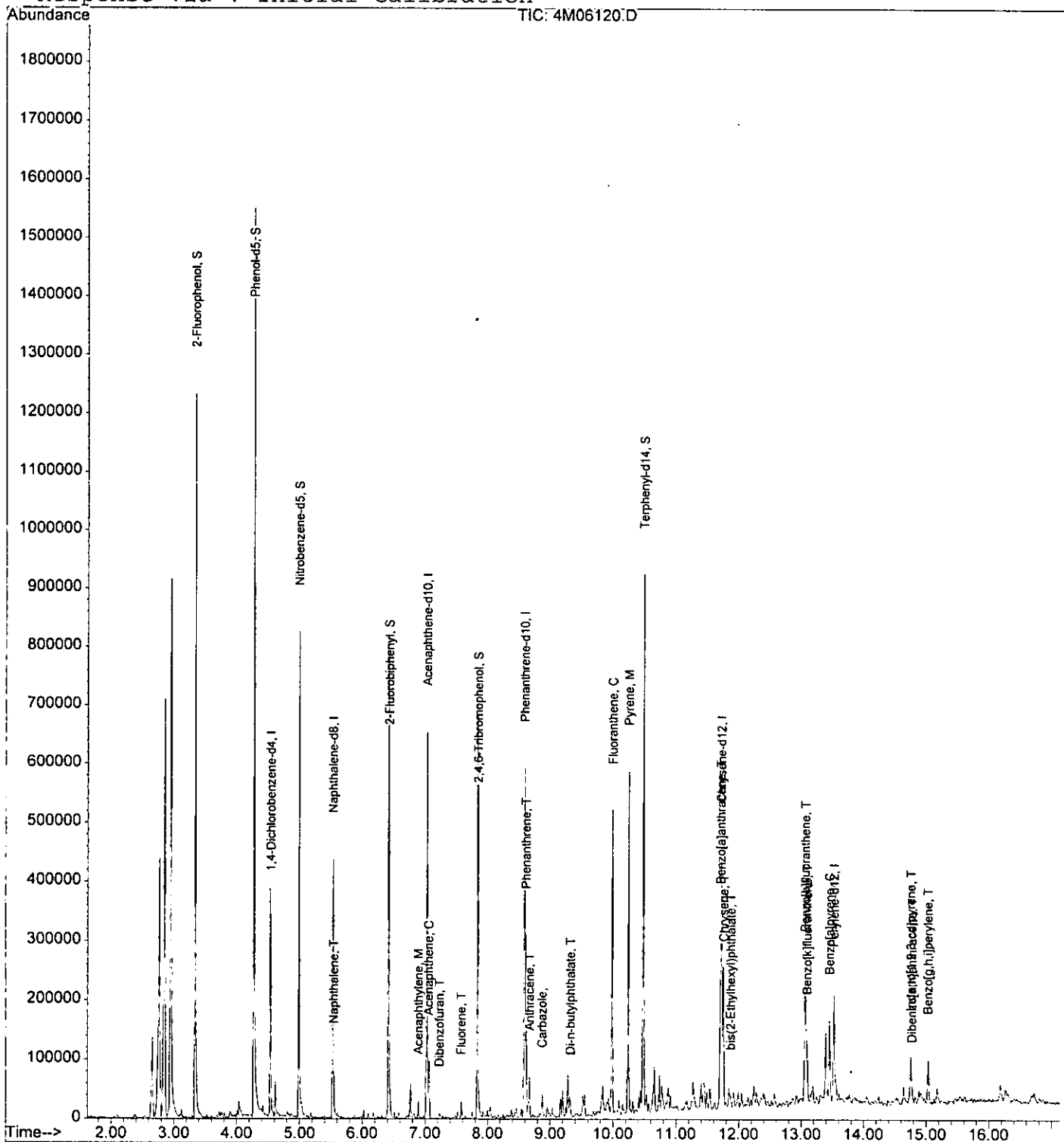
 (#) = qualifier out of range (m) = manual integration

Quantitation Report

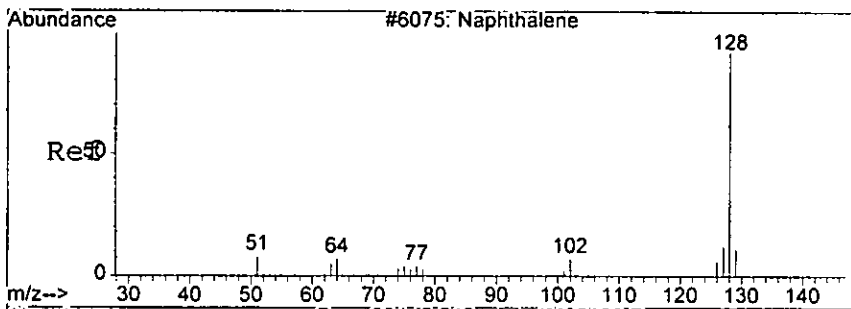
Data File : G:\GcMsData\2005\Gcms_4\Data\09-14-05\4M06120.D Vial: 155
 Acq On : 14 Sep 2005 15:27 Operator: AHD
 Sample : AC19506-017 Inst : GCMS_4
 Misc : S,BNA Multiplr: 1.00
 MS Integration Params: RTEINT.P
 Quant Time: Sep 22 16:19 2005

Quant Results File: 4M_0901.RES

Method : G:\GCMSDATA\2005\GCMS_4\METHODS\4M_0901.M (RTE Integrator)
 Title : @GCMS_4,mg,625,8270
 Last Update : Thu Sep 01 11:26:24 2005
 Response via : Initial Calibration

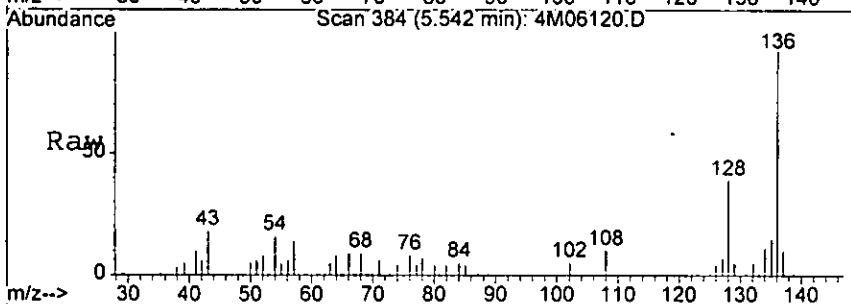


1077

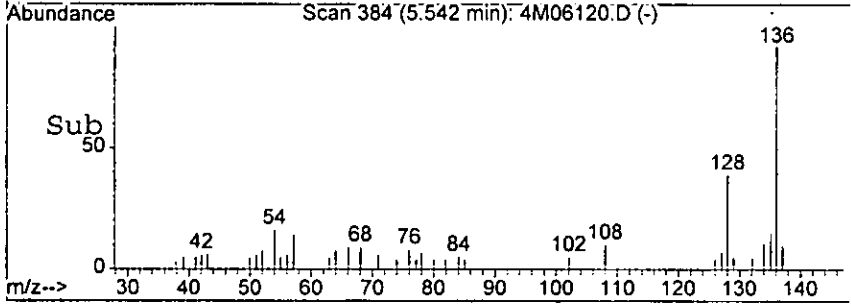
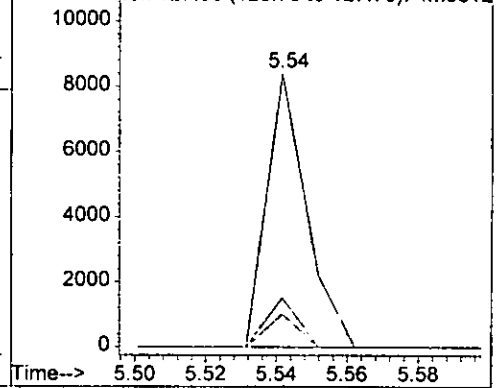


#29
 Naphthalene
 Concen: 1.15 ng
 RT: 5.54 min Scan# 384
 Delta R.T. -0.15 min
 Lab File: 4M06120.D
 Acq: 14 Sep 2005 15:27

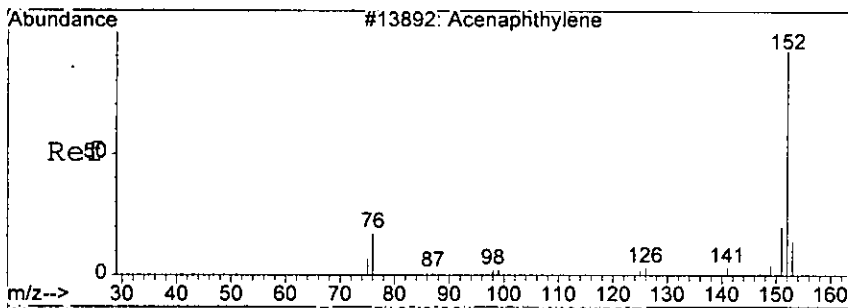
Tgt Ion	Ratio	Lower	Upper
128	100		
129	12.0	0.0	51.8
127	18.1	0.0	57.0



Abundance Ion 128.00 (127.70 to 128.70): 4M0612
 Ion 129.00 (128.70 to 129.70): 4M0612
 Ion 127.00 (126.70 to 127.70): 4M0612



1900

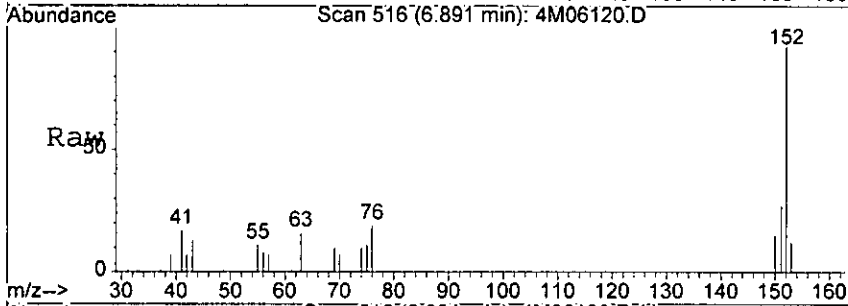


#46
 Acenaphthylene
 Concen: 1.84 ng
 RT: 6.89 min Scan# 516
 Delta R.T. -0.18 min
 Lab File: 4M06120.D
 Acq: 14 Sep 2005 15:27

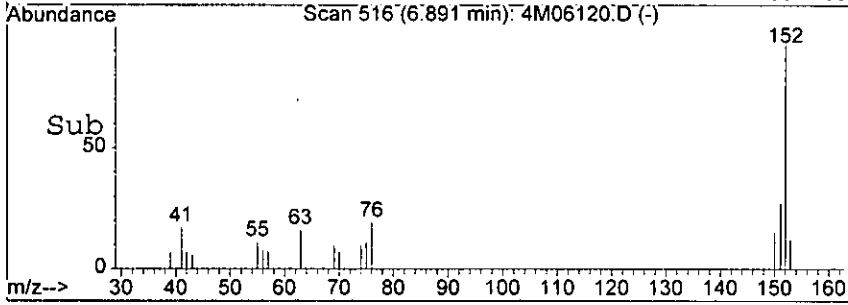
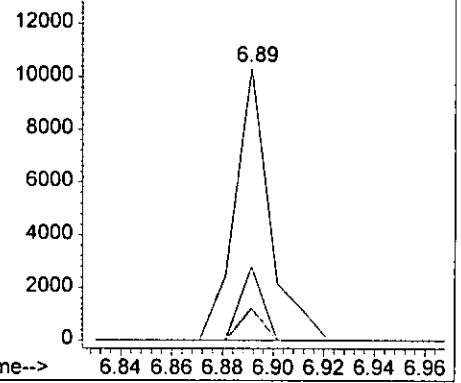
1078
 8781

Tgt Ion:152 Resp: 9872

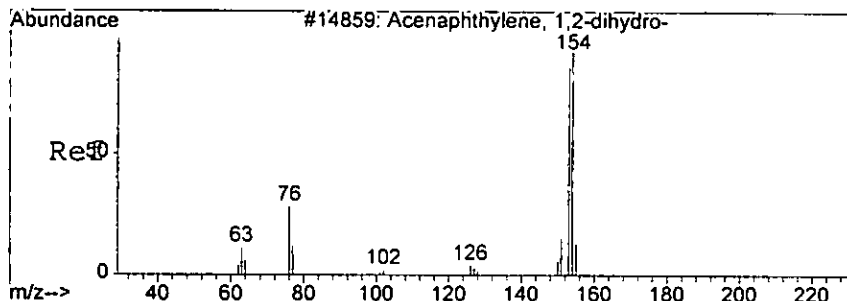
Ion	Ratio	Lower	Upper
152	100		
151	27.1	0.0	63.6
153	11.8	0.0	53.8



Abundance Ion 152.00 (151.70 to 152.70): 4M0612
 14000 Ion 151.00 (150.70 to 151.70): 4M0612
 Ion 153.00 (152.70 to 153.70): 4M0612

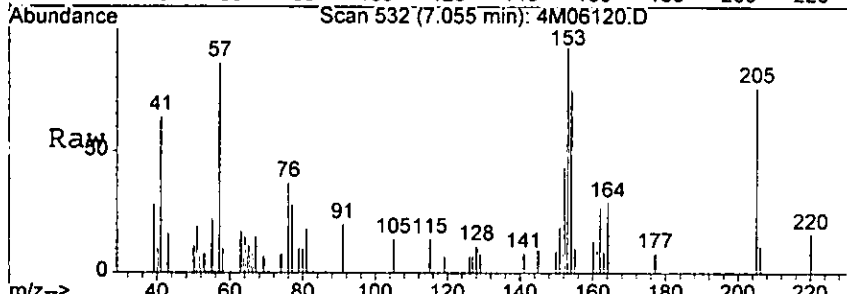


Handwritten signature



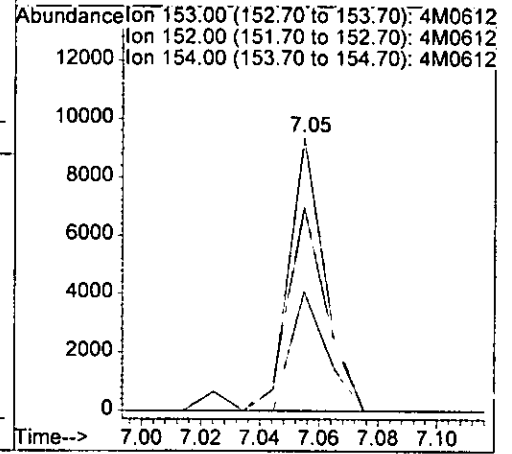
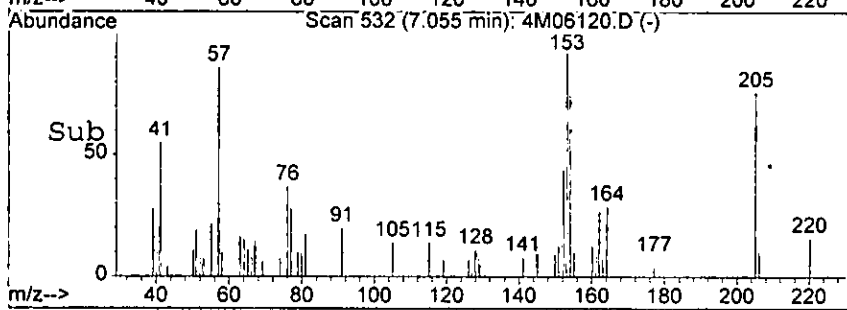
#49
 Acenaphthene
 Concen: 2.13 ng
 RT: 7.05 min Scan# 532
 Delta R.T. -0.19 min
 Lab File: 4M06120.D
 Acq: 14 Sep 2005 15:27

1075
 5781

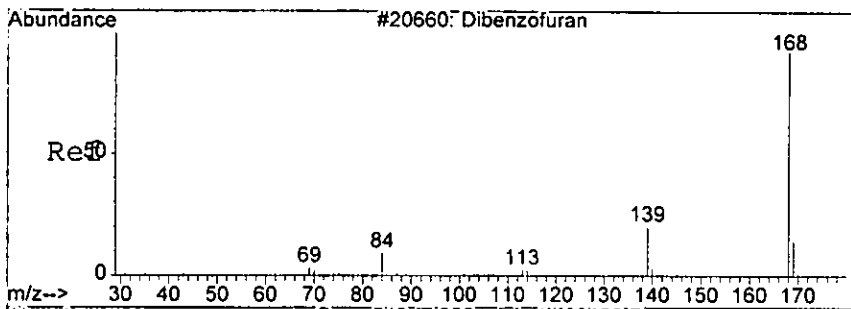


Tgt Ion: 153 Resp: 7745

Ion	Ratio	Lower	Upper
153	100		
152	43.7	8.3	88.3
154	74.6	45.1	125.1



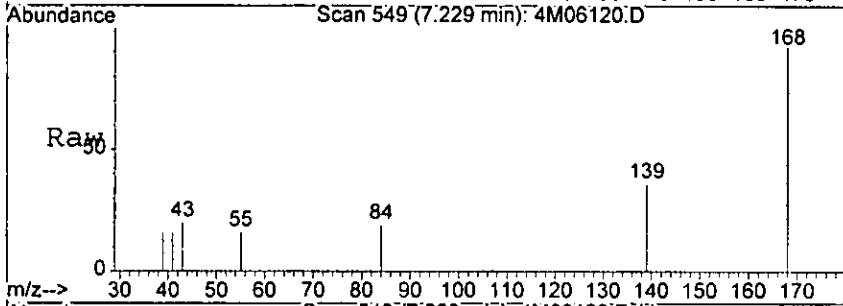
haar



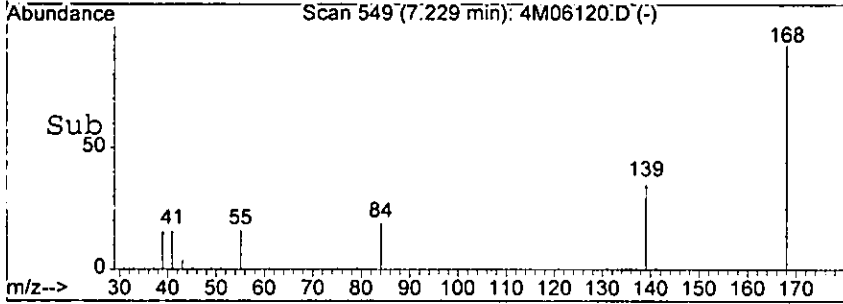
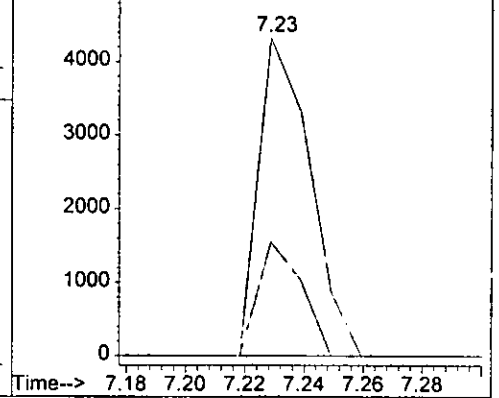
#52
 Dibenzofuran
 Concen: 1.03 ng
 RT: 7.23 min Scan# 549
 Delta R.T. -0.19 min
 Lab File: 4M06120.D
 Acq: 14 Sep 2005 15:27

8881

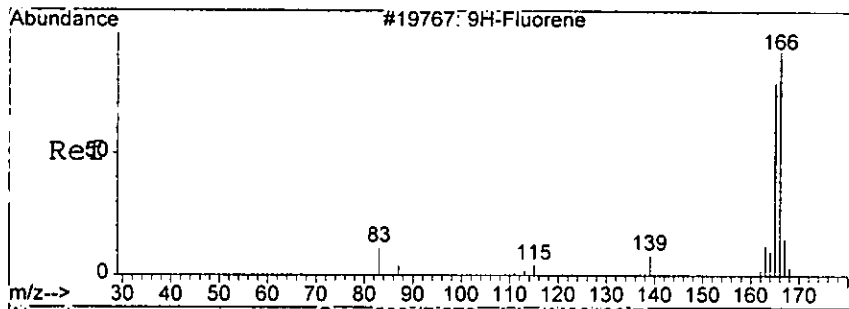
Tgt Ion:168 Resp: 5229
 Ion Ratio Lower Upper
 168 100
 139 35.8 6.0 66.0



Abundance on 168.00 (167.70 to 168.70): 4M0612
 5000 Ion 139.00 (138.70 to 139.70): 4M0612



10/20

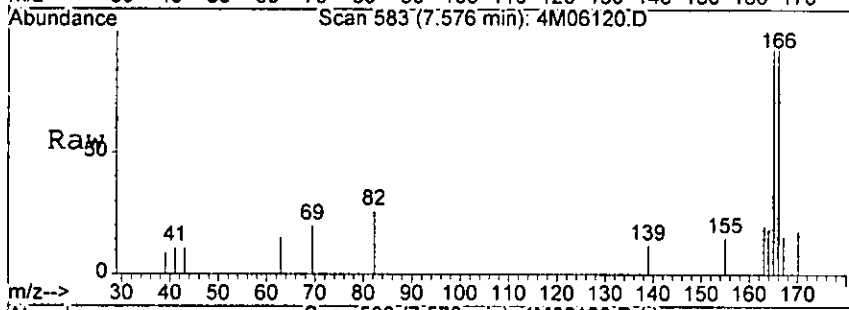


#55
 Fluorene
 Concen: 2.12 ng
 RT: 7.58 min Scan# 583
 Delta R.T. -0.19 min
 Lab File: 4M06120.D
 Acq: 14 Sep 2005 15:27

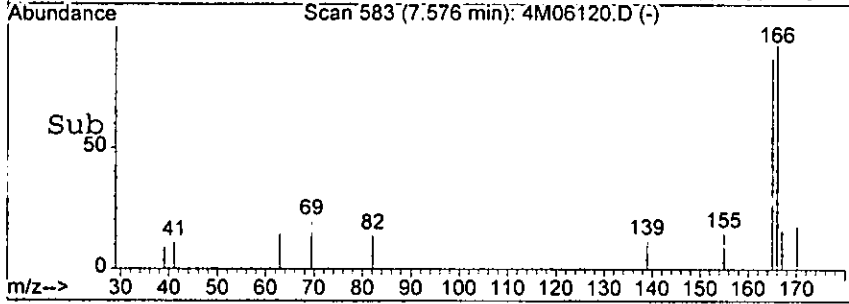
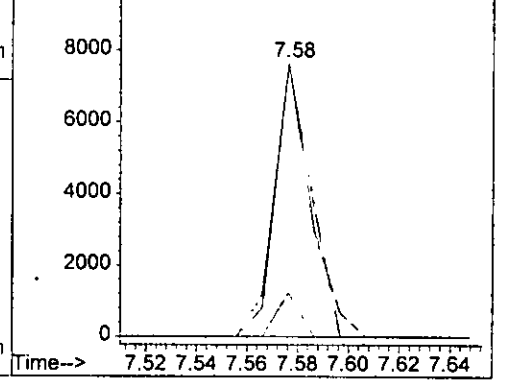
1031

Tgt Ion: 166 Resp: 7411

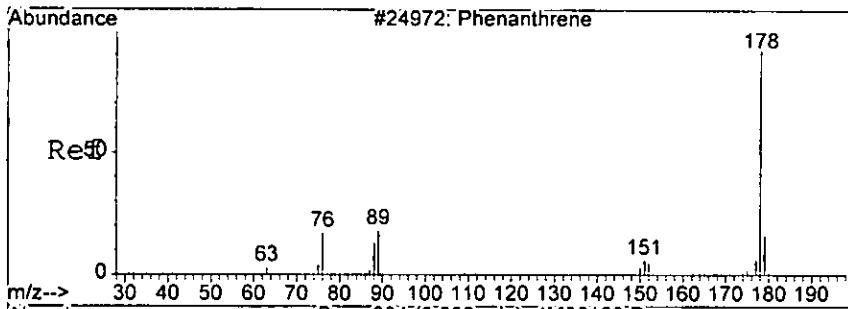
Ion	Ratio	Lower	Upper
166	100		
165	99.4	63.3	143.3
167	16.1	0.0	54.6



Abundance Ion 166.00 (165.70 to 166.70): 4M0612
 Ion 165.00 (164.70 to 165.70): 4M0612
 Ion 167.00 (166.70 to 167.70): 4M0612



Handwritten signature

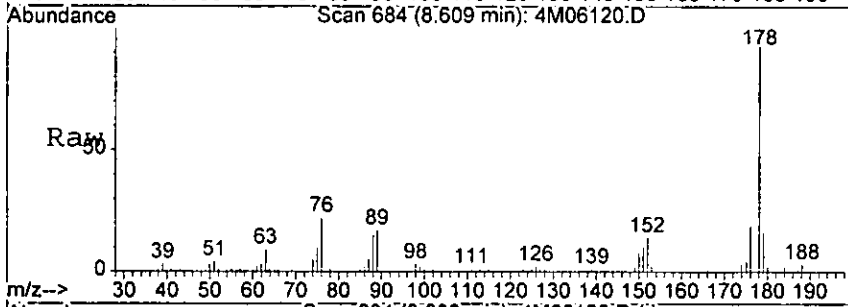


#67
 Phenanthrene
 Concen: 20.79 ng
 RT: 8.61 min Scan# 684
 Delta R.T. -0.21 min
 Lab File: 4M06120.D
 Acq: 14 Sep 2005 15:27

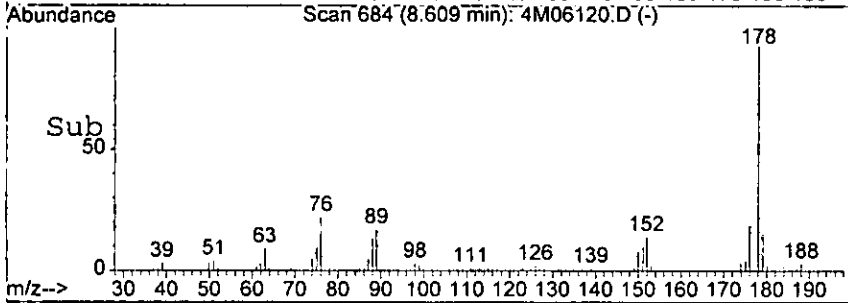
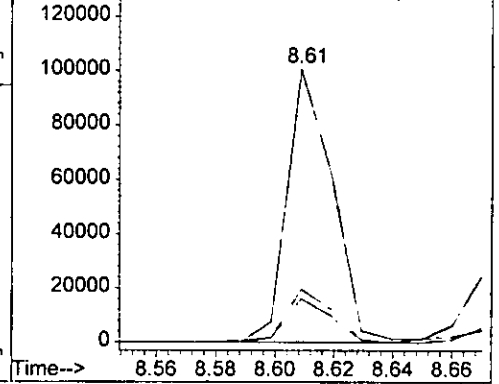
1002

Tgt Ion: 178 Resp: 107588

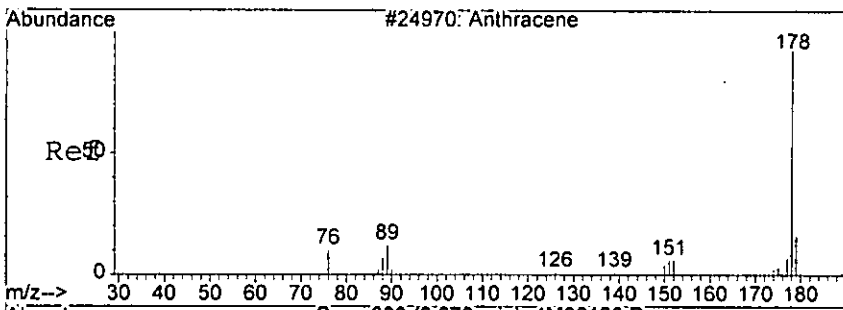
Ion	Ratio	Lower	Upper
178	100		
179	15.9	0.0	56.6
176	19.4	0.0	60.5



Abundance Ion 178.00 (177.70 to 178.70): 4M0612
 Ion 179.00 (178.70 to 179.70): 4M0612
 Ion 176.00 (175.70 to 176.70): 4M0612



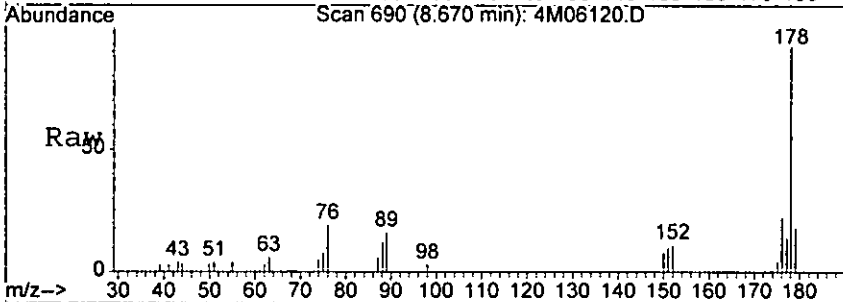
Handwritten signature



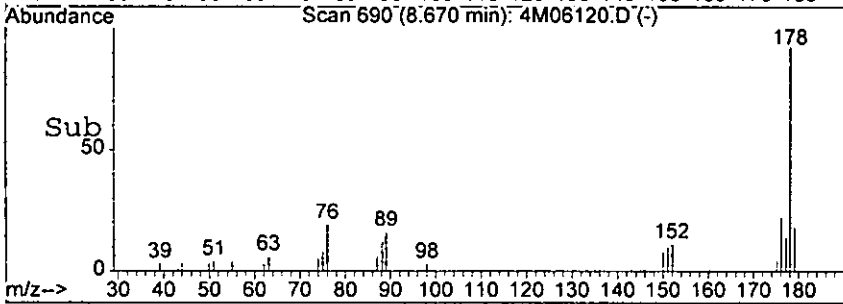
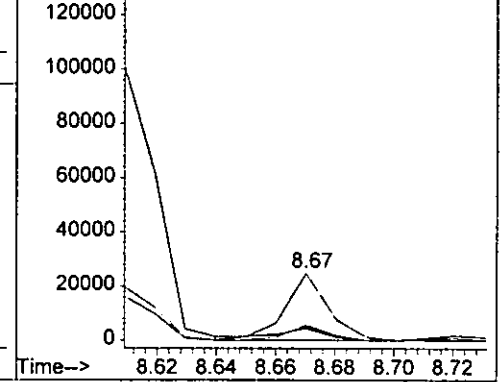
#68
 Anthracene
 Concen: 4.47 ng
 RT: 8.67 min Scan# 690
 Delta R.T. -0.20 min
 Lab File: 4M06120.D
 Acq: 14 Sep 2005 15:27

1801

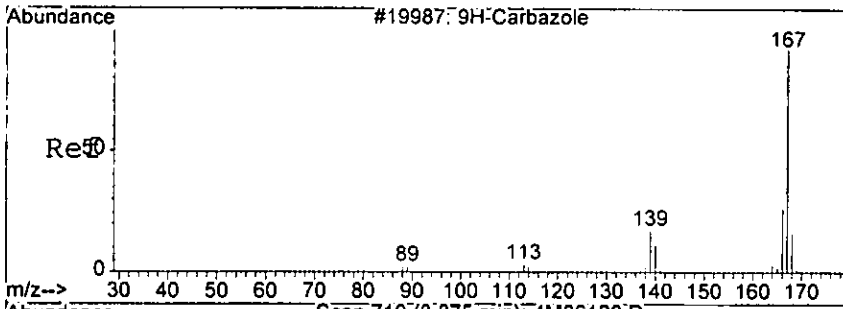
Tgt Ion	Resp	Lower	Upper
178	25222		
179	18.1	0.0	56.6
176	21.8	0.0	60.2



Abundance Ion 178.00 (177.70 to 178.70): 4M0612
 Ion 179.00 (178.70 to 179.70): 4M0612
 Ion 176.00 (175.70 to 176.70): 4M0612

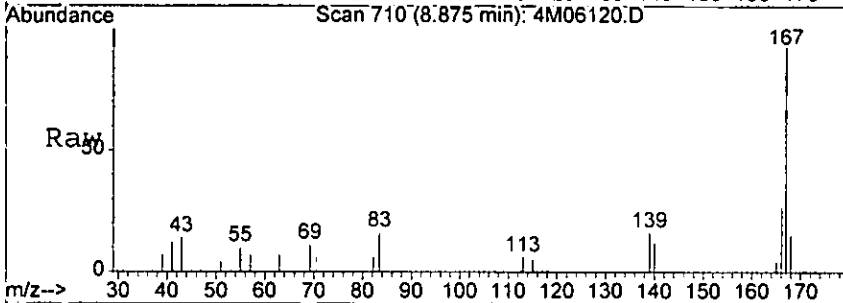


Handwritten signature



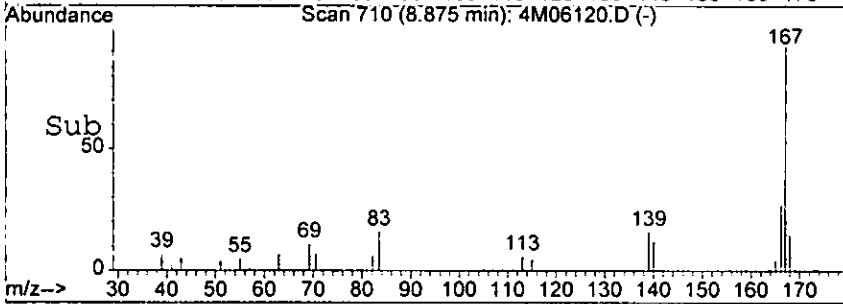
#69
 Carbazole
 Concen: 3.00 ng
 RT: 8.87 min Scan# 710
 Delta R.T. -0.20 min
 Lab File: 4M06120.D
 Acq: 14 Sep 2005 15:27

1984

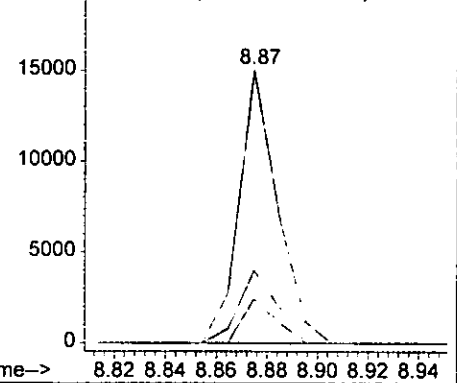


Tgt Ion: 167 Resp: 15785

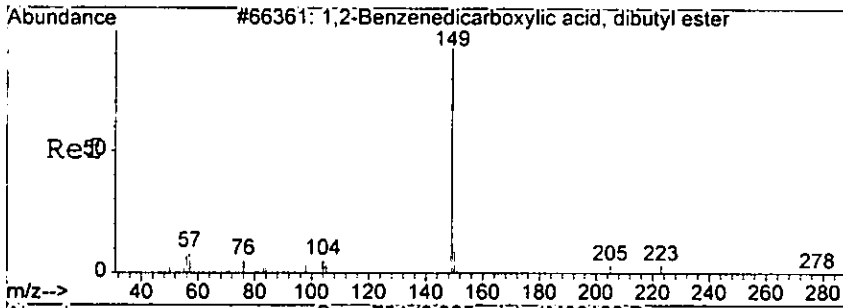
Ion	Ratio	Lower	Upper
167	100		
166	26.5	4.9	44.9
139	16.2	0.0	33.9



Abundance Ion 167.10 (166.80 to 167.80): 4M0612
 Ion 166.20 (165.90 to 166.90): 4M0612
 Ion 139.05 (138.75 to 139.75): 4M0612

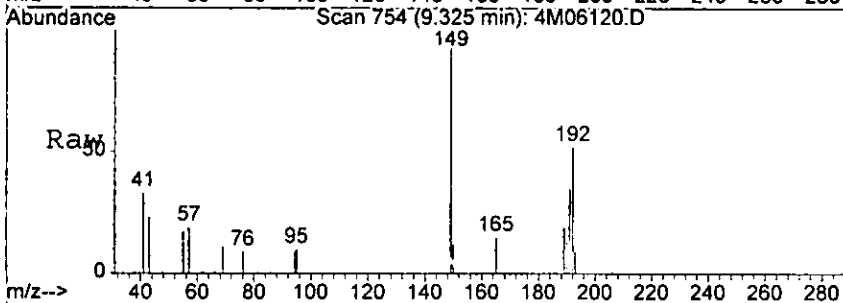


Handwritten signature



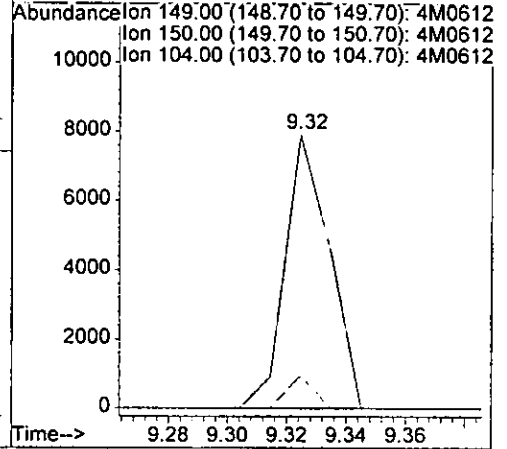
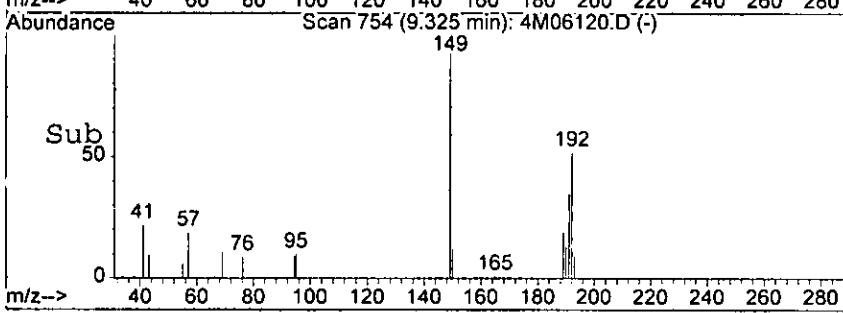
#70
 Di-n-butylphthalate
 Concen: 1.09 ng
 RT: 9.32 min Scan# 754
 Delta R.T. -0.20 min
 Lab File: 4M06120.D
 Acq: 14 Sep 2005 15:27

1085

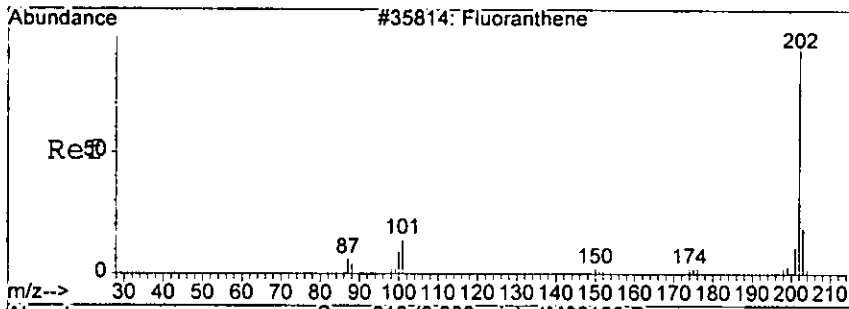


Tgt Ion: 149 Resp: 8157

Ion	Ratio	Lower	Upper
149	100		
150	12.0	0.0	49.8
104	0.0	0.0	44.6



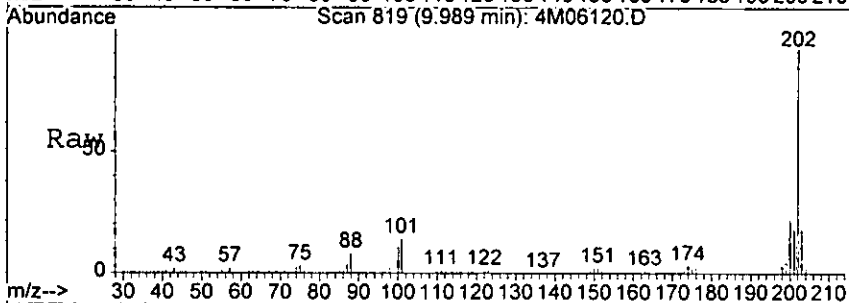
handwritten signature



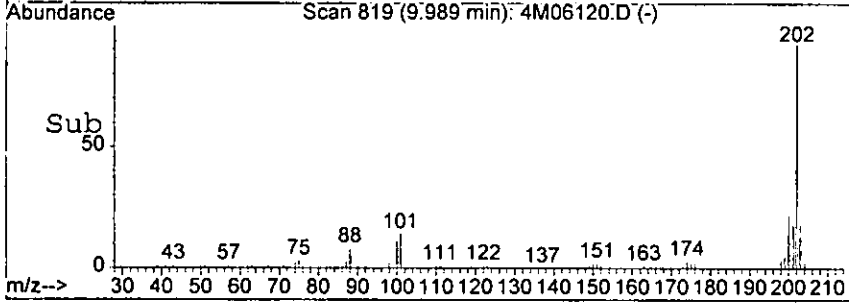
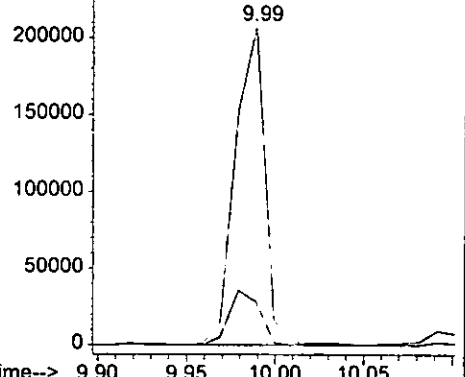
#71
 Fluoranthene
 Concen: 41.84 ng
 RT: 9.99 min Scan# 819
 Delta R.T. -0.21 min
 Lab File: 4M06120.D
 Acq: 14 Sep 2005 15:27

1000

Tgt Ion: 202 Resp: 243105
 Ion Ratio Lower Upper
 202 100
 101 13.6 0.0 58.3

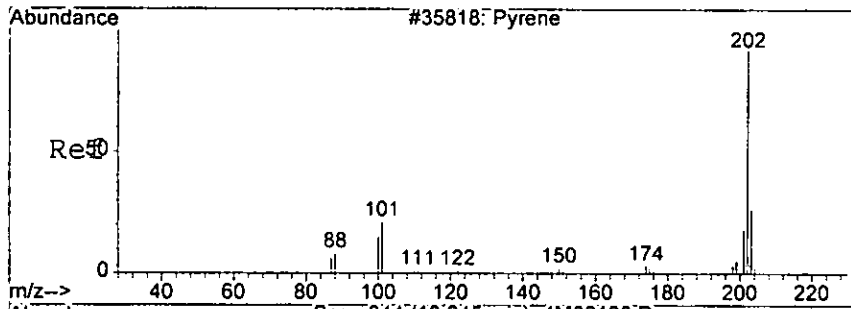


Abundance Ion 202.00 (201.70 to 202.70): 4M0612
 Ion 101.00 (100.70 to 101.70): 4M0612

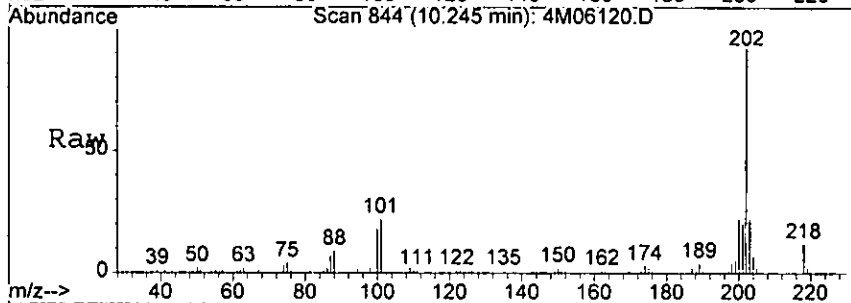


Handwritten signature

1887

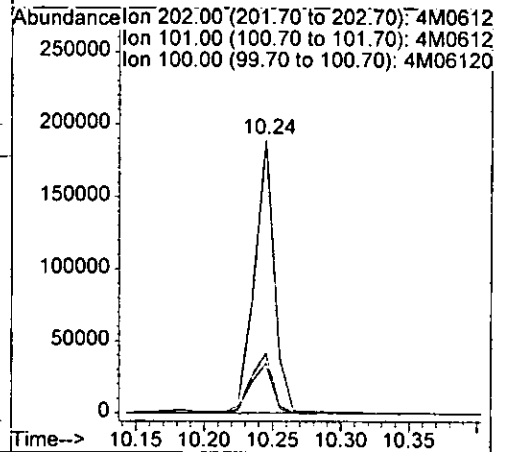
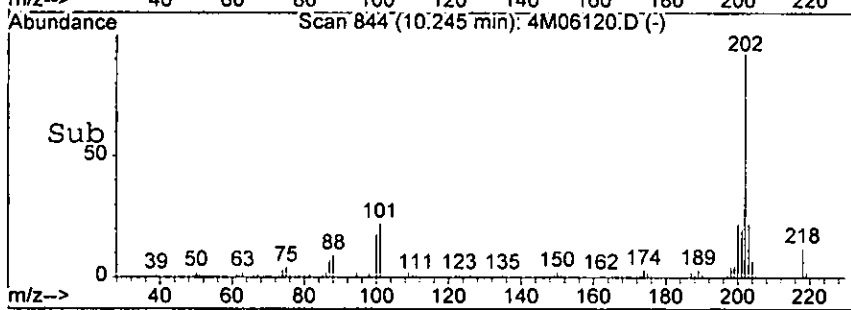


#73
 Pyrene
 Concen: 47.34 ng
 RT: 10.24 min Scan# 844
 Delta R.T. -0.21 min
 Lab File: 4M06120.D
 Acq: 14 Sep 2005 15:27

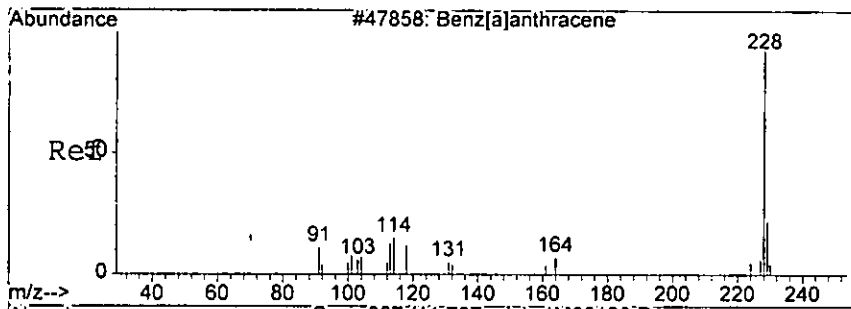


Tgt Ion: 202 Resp: 192455

Ion	Ratio	Lower	Upper
202	100		
101	21.9	0.0	62.7
100	18.2	0.0	60.5



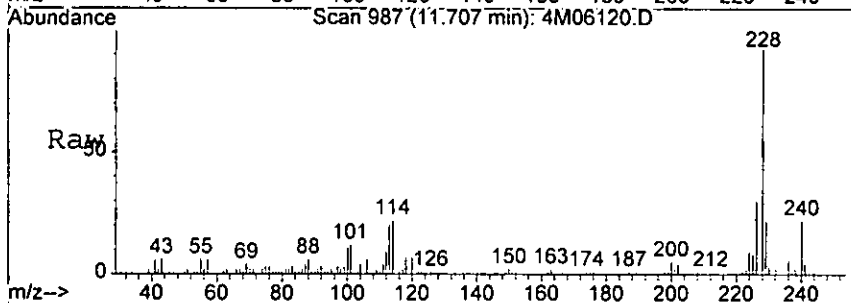
Handwritten signature



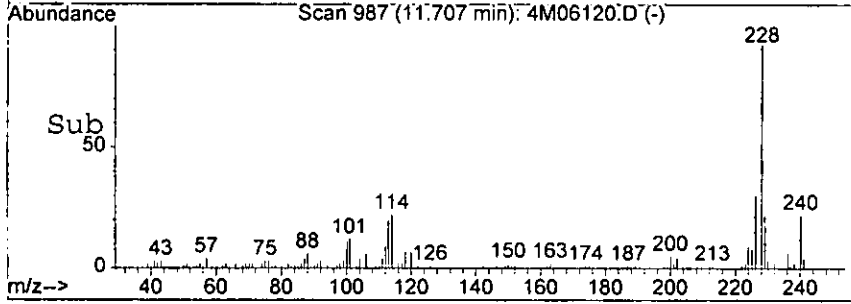
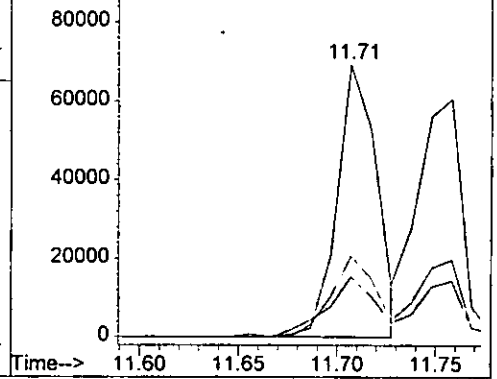
#78
 Benzo[a]anthracene
 Concen: 27.47 ng
 RT: 11.71 min Scan# 987
 Delta R.T. -0.24 min
 Lab File: 4M06120.D
 Acq: 14 Sep 2005 15:27

1888

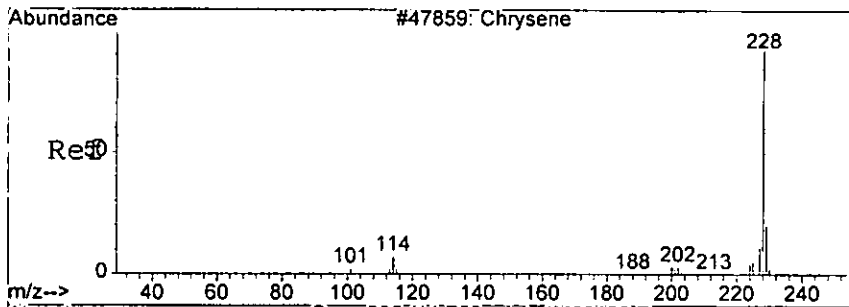
Tgt Ion	228	229	226	Resp	98311	Lower	Upper
Ion Ratio	100	22.3	29.8			0.0	60.5
						0.0	69.0



Abundance Ion 228.00 (227.70 to 228.70): 4M0612
 Ion 229.00 (228.70 to 229.70): 4M0612
 Ion 226.00 (225.70 to 226.70): 4M0612



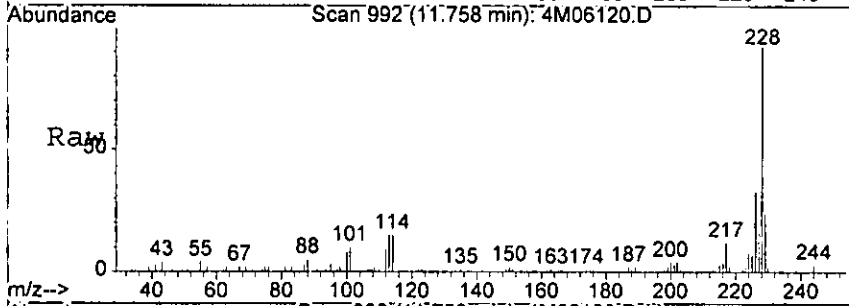
Handwritten signature



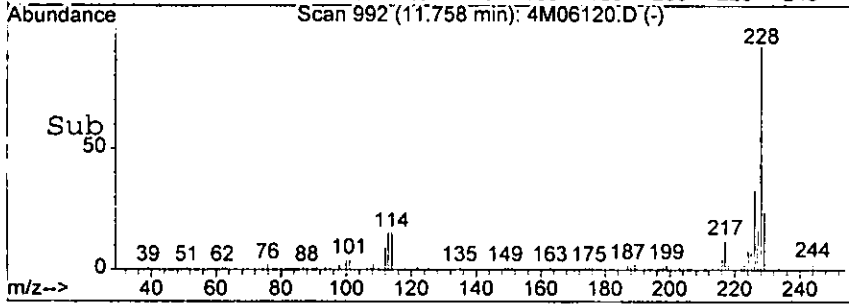
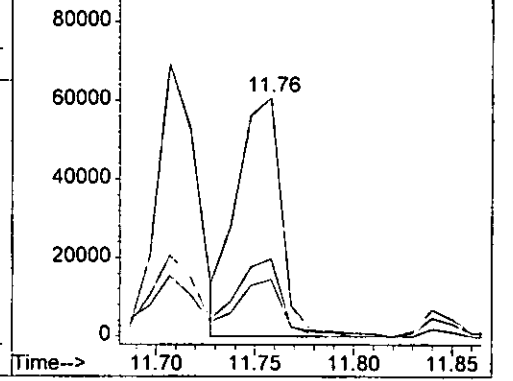
#79
 Chrysene
 Concen: 29.26 ng
 RT: 11.76 min Scan# 992
 Delta R.T. -0.23 min
 Lab File: 4M06120.D
 Acq: 14 Sep 2005 15:27

1089

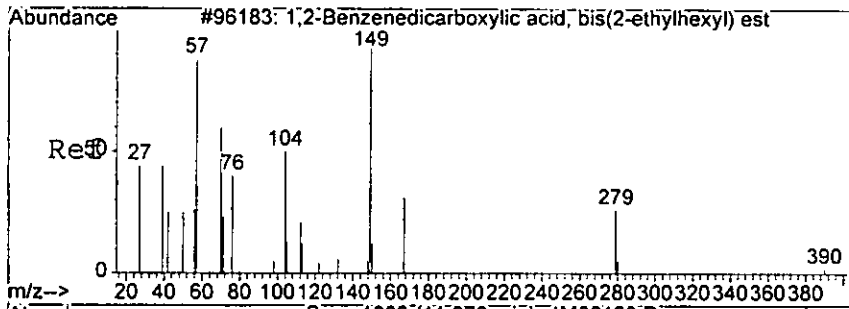
Tgt Ion	Ratio	Lower	Upper
228	100		
226	32.6	12.0	52.0
229	23.8	0.0	61.1



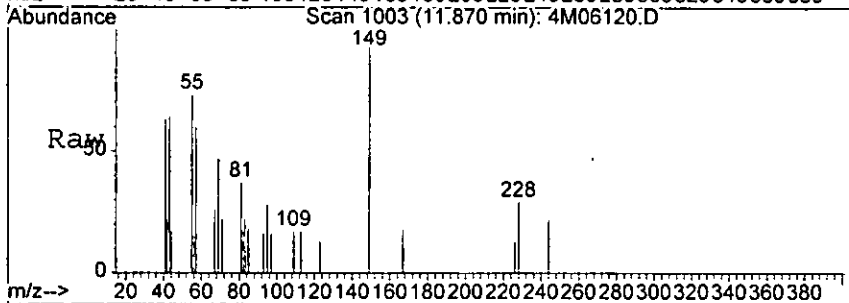
Abundance Ion 228.00 (227.70 to 228.70): 4M0612
 Ion 226.00 (225.70 to 226.70): 4M0612
 Ion 229.00 (228.70 to 229.70): 4M0612



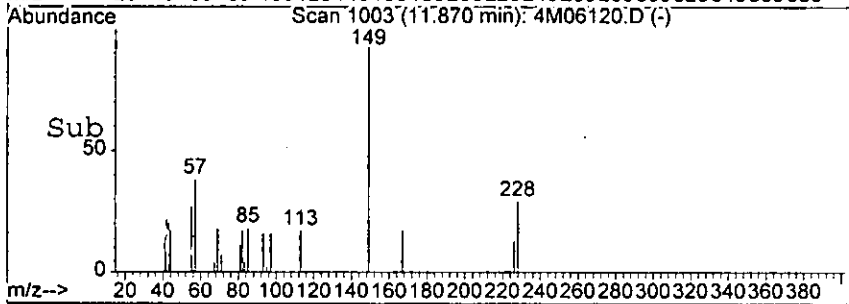
handwritten signature



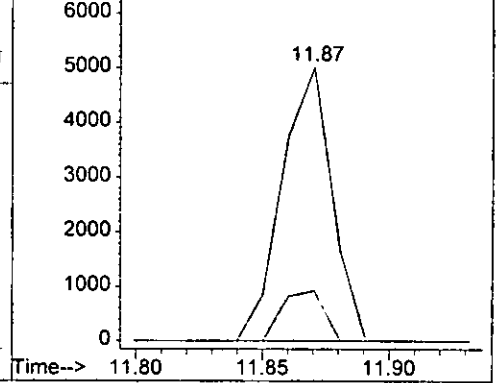
#80
 bis(2-Ethylhexyl)phthalate
 Concen: 2.16 ng
 RT: 11.87 min Scan# 1003
 Delta R.T. -0.22 min
 Lab File: 4M06120.D
 Acq: 14 Sep 2005 15:27



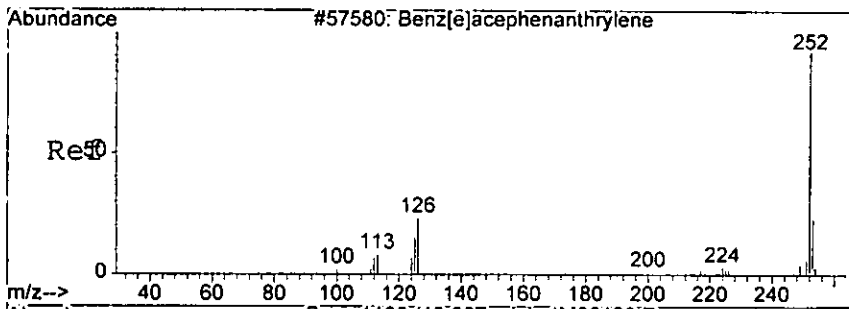
Tgt Ion	Ratio	Lower	Upper
149	100		
167	18.3	0.0	53.9
279	0.0	0.0	43.5



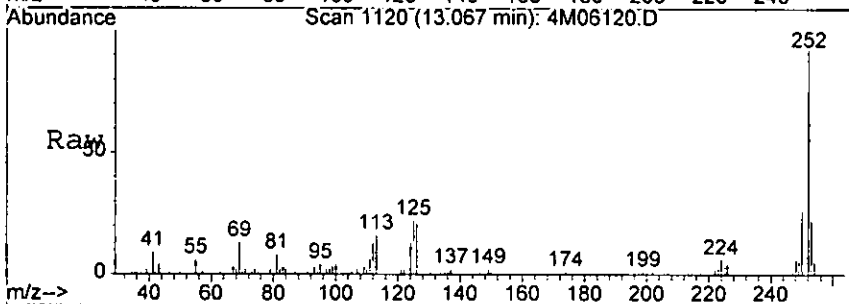
Abundance Ion 149.00 (148.70 to 149.70): 4M0612
 Ion 167.00 (166.70 to 167.70): 4M0612
 Ion 279.00 (278.70 to 279.70): 4M0612



Handwritten signature

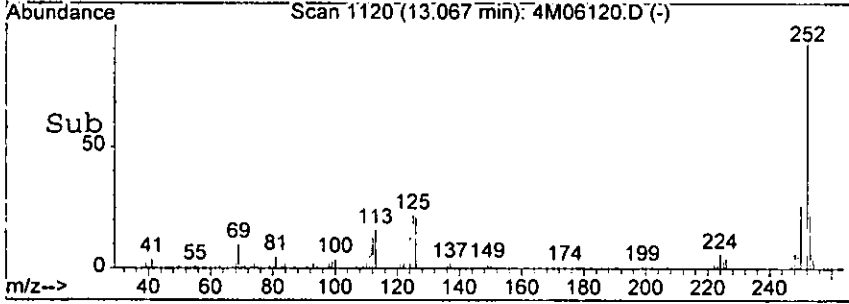


#83
 Benzo [b] fluoranthene
 Concen: 40.73 ng m
 RT: 13.07 min Scan# 1120
 Delta R.T. -0.25 min
 Lab File: 4M06120.D
 Acq: 14 Sep 2005 15:27

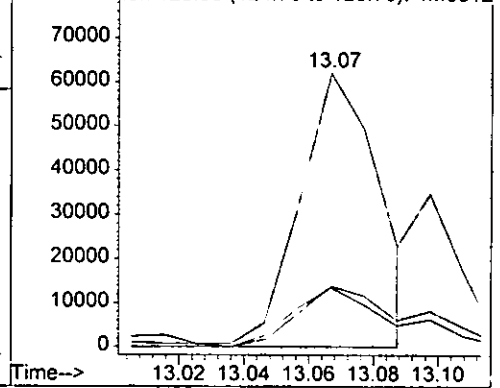


Tgt Ion: 252 Resp: 105458

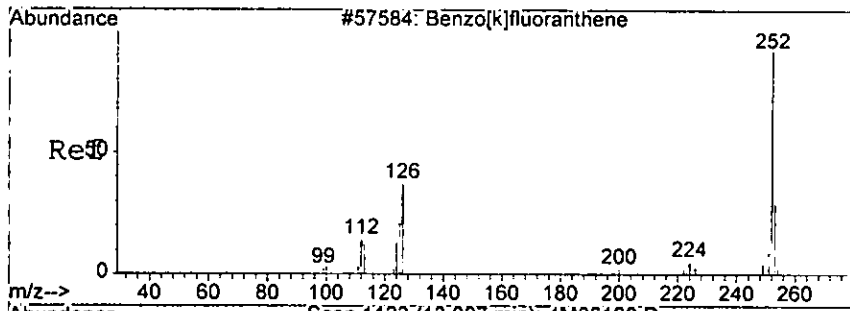
Ion	Ratio	Lower	Upper
252	100		
253	22.3	0.0	63.3
125	21.8	0.0	57.6



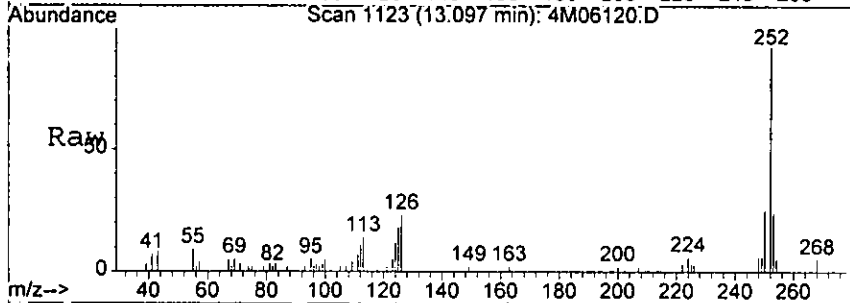
Abundance Ion 252.00 (251.70 to 252.70): 4M0612
 Ion 253.00 (252.70 to 253.70): 4M0612
 Ion 125.00 (124.70 to 125.70): 4M0612



handwritten signature

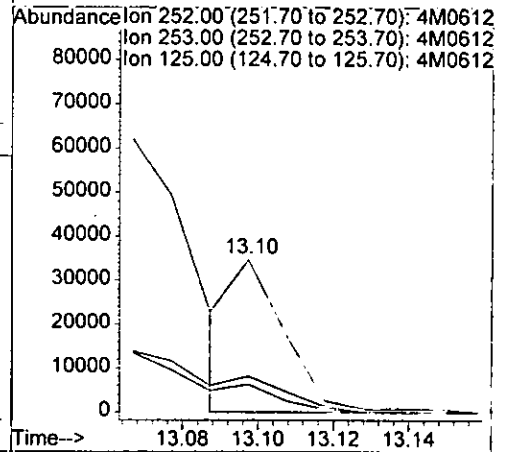
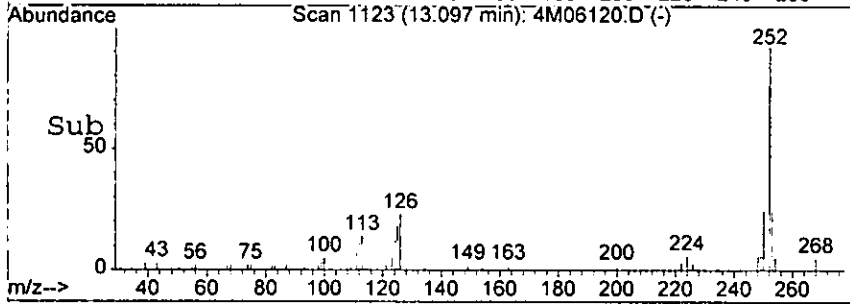


#84
 Benzo[k]fluoranthene
 Concen: 14.50 ng m
 RT: 13.10 min Scan# 1123
 Delta R.T. -0.26 min
 Lab File: 4M06120.D
 Acq: 14 Sep 2005 15:27

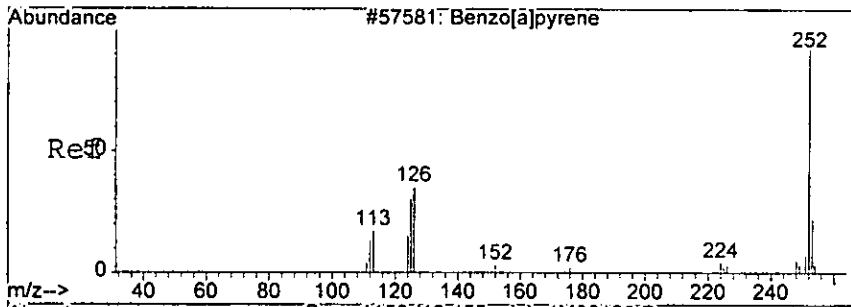


Tgt Ion: 252 Resp: 34409

Ion	Ratio	Lower	Upper
252	100		
253	23.6	0.0	63.5
125	18.1	0.0	53.8

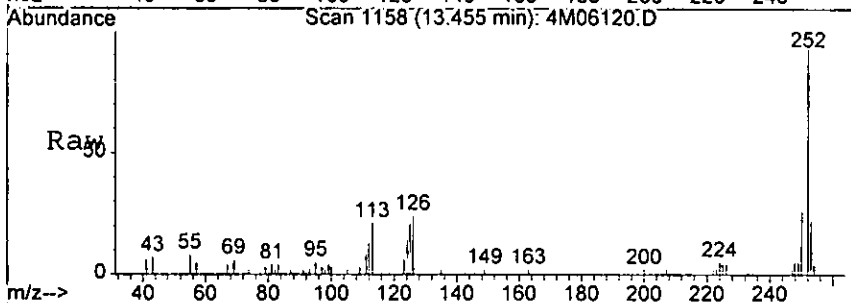


Handwritten signature



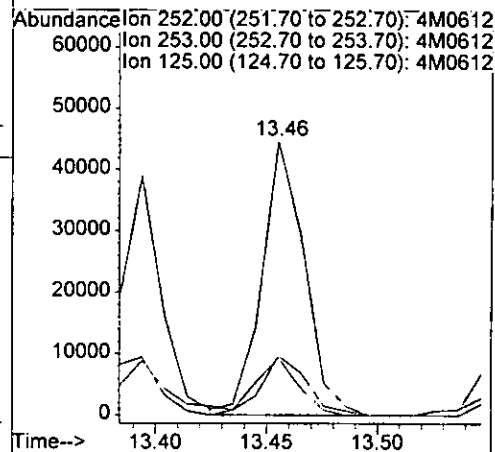
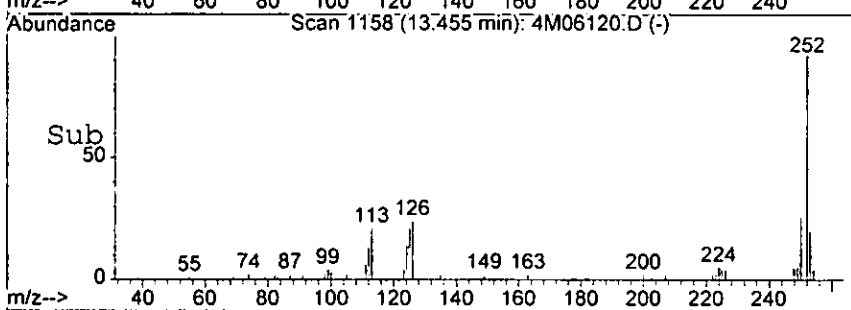
#85
 Benzo[a]pyrene
 Concen: 26.74 ng
 RT: 13.46 min Scan# 1158
 Delta R.T. -0.26 min
 Lab File: 4M06120.D
 Acq: 14 Sep 2005 15:27

1093

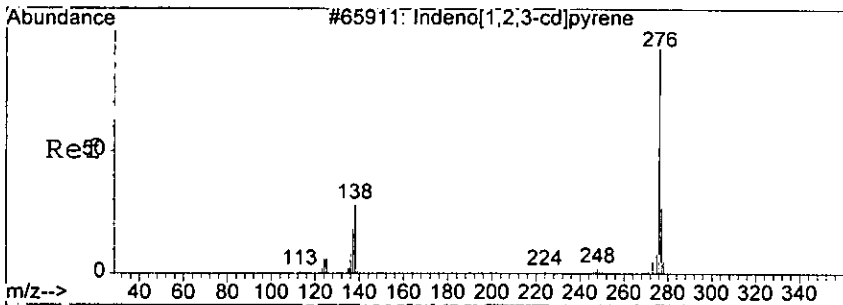


Tgt Ion: 252 Resp: 59263

Ion	Ratio	Lower	Upper
252	100		
253	21.6	0.0	62.9
125	21.0	0.0	57.6

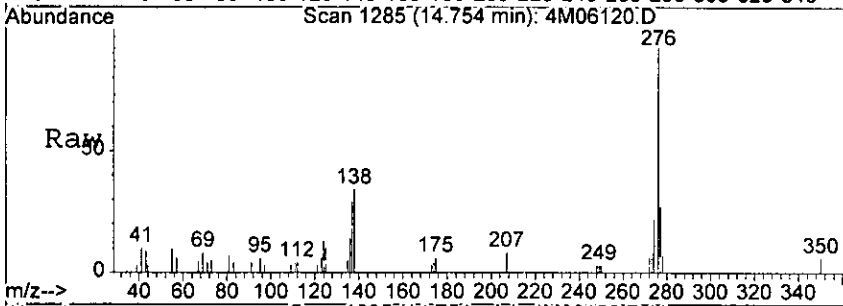


hazor

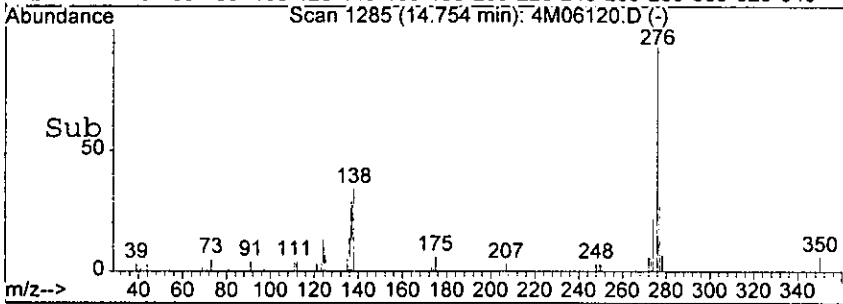
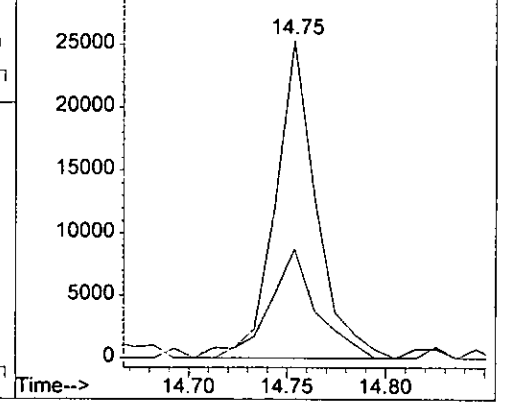


#86
 Indeno[1,2,3-cd]pyrene
 Concen: 17.37 ng
 RT: 14.75 min Scan# 1285
 Delta R.T. -0.27 min
 Lab File: 4M06120.D
 Acq: 14 Sep 2005 15:27

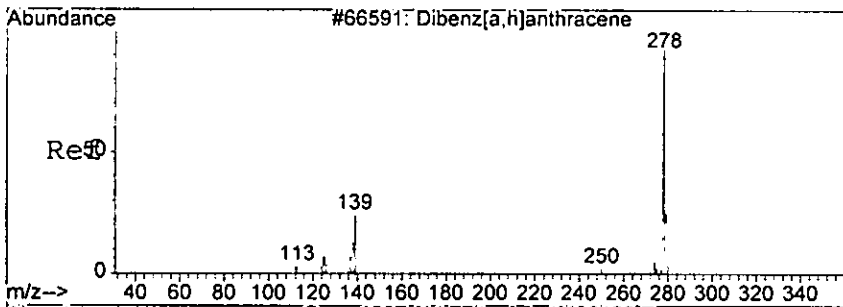
Tgt Ion: 276 Resp: 36493
 Ion Ratio Lower Upper
 276 100
 138 34.4 0.0 73.4



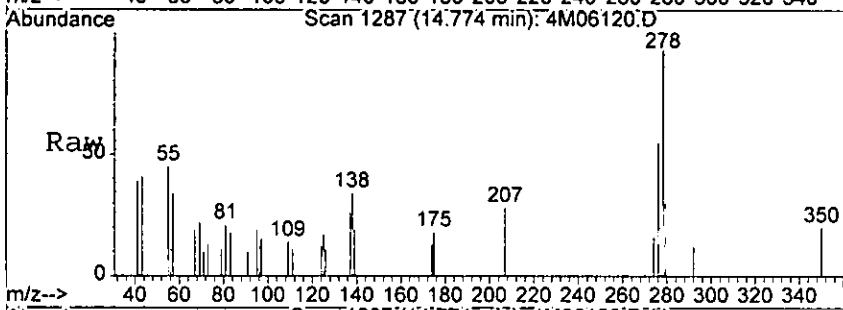
Abundance Ion 276.00 (275.70 to 276.70): 4M0612
 Ion 138.00 (137.70 to 138.70): 4M0612



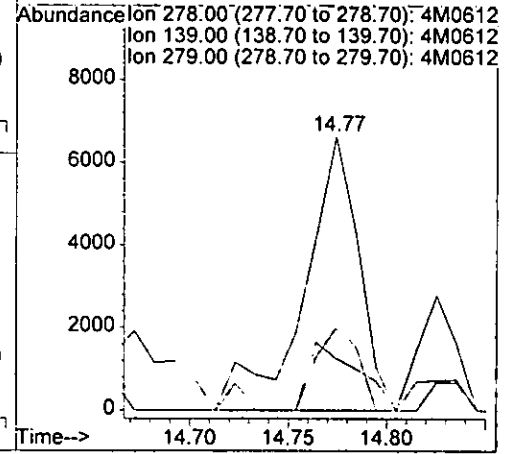
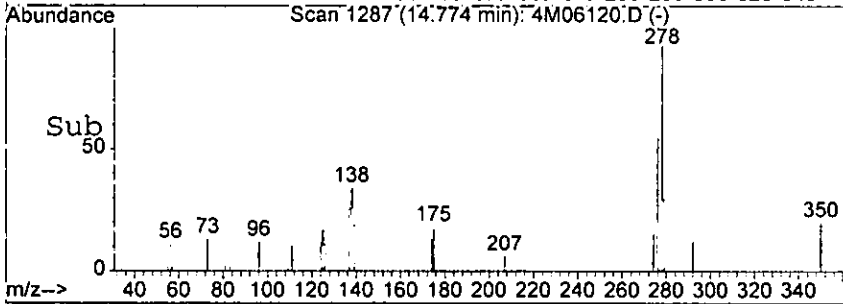
Handwritten signature



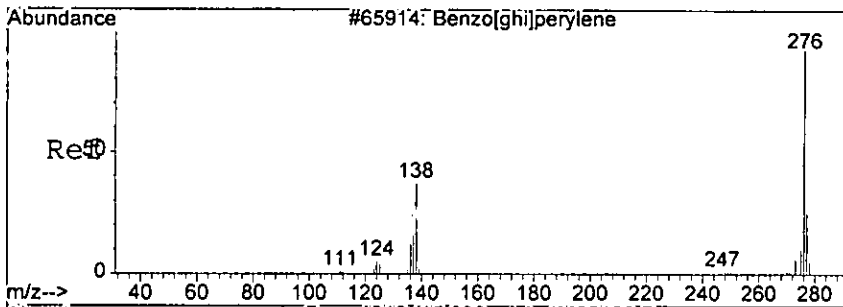
#87
 Dibenzo[a,h]anthracene
 Concen: 7.53 ng
 RT: 14.77 min Scan# 1287
 Delta R.T. -0.27 min
 Lab File: 4M06120.D
 Acq: 14 Sep 2005 15:27



Tgt Ion	278	139	279	Resp	12711	Lower	Upper
Ion Ratio	100	19.0	30.1				
		0.0	0.0			63.8	64.0



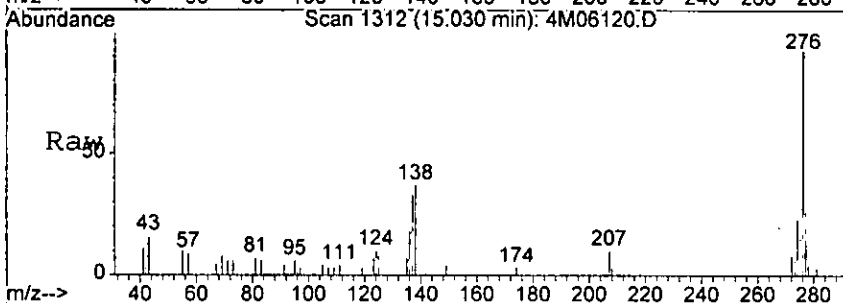
handwritten signature



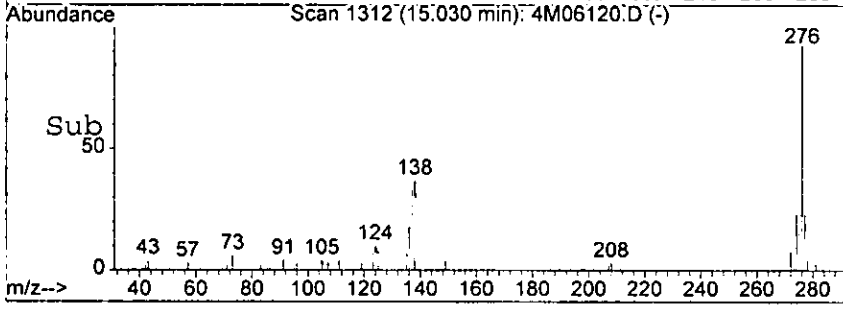
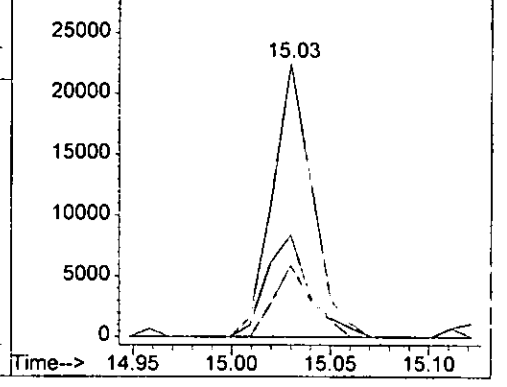
#88
 Benzo[g,h,i]perylene
 Concen: 19.46 ng
 RT: 15.03 min Scan# 1312
 Delta R.T. -0.27 min
 Lab File: 4M06120.D
 Acq: 14 Sep 2005 15:27

1098

Tgt Ion	Ratio	Lower	Upper
276	100		
138	37.3	0.0	74.1
277	26.2	0.0	65.0



Abundance Ion 276.00 (275.70 to 276.70): 4M0612
 Ion 138.00 (137.70 to 138.70): 4M0612
 Ion 277.00 (276.70 to 277.70): 4M0612



Handwritten signature

Form1

ORGANICS SEMIVOLATILE REPORT

1097

Sample Number: AC19506-018
 Client Id: PCTP70 (18)
 Data File: 5M10744.D
 Analysis Date: 09/14/05 18:12
 Date Rec/Extracted: 09/09/05-09/13/05

Matrix: Soil
 Initial Vol: 30g
 Final Vol: 1ml
 Dilution: 1
 Solids: 93

Units: mg/Kg

Cas #	Compound	RL	Conc	Cas #	Compound	RL	Conc
120-82-1	1,2,4-Trichlorobenzene	0.0063	U	205-99-2	Benzo[b]fluoranthene	0.010	U
95-50-1	1,2-Dichlorobenzene	0.014	U	191-24-2	Benzo[g,h,i]perylene	0.0051	U
122-66-7	1,2-Diphenylhydrazine	0.012	U	207-08-9	Benzo[k]fluoranthene	0.013	U
541-73-1	1,3-Dichlorobenzene	0.010	U	111-91-1	bis(2-Chloroethoxy)methan	0.0084	U
106-46-7	1,4-Dichlorobenzene	0.0063	U	111-44-4	bis(2-Chloroethyl)ether	0.016	U
95-95-4	2,4,5-Trichlorophenol	0.056	U	108-60-1	bis(2-chloroisopropyl)ether	0.0074	U
88-06-2	2,4,6-Trichlorophenol	0.027	U	117-81-7	bis(2-Ethylhexyl)phthalate	0.023	U
120-83-2	2,4-Dichlorophenol	0.048	U	85-68-7	Butylbenzylphthalate	0.0097	U
105-67-9	2,4-Dimethylphenol	0.030	U	86-74-8	Carbazole	0.0069	U
51-28-5	2,4-Dinitrophenol	0.066	U	218-01-9	Chrysene	0.010	U
121-14-2	2,4-Dinitrotoluene	0.013	U	84-74-2	Di-n-butylphthalate	0.0073	U
606-20-2	2,6-Dinitrotoluene	0.016	U	117-84-0	Di-n-octylphthalate	0.012	U
91-58-7	2-Chloronaphthalene	0.0041	U	53-70-3	Dibenzo[a,h]anthracene	0.0066	U
95-57-8	2-Chlorophenol	0.066	U	132-64-9	Dibenzofuran	0.046	U
91-57-6	2-Methylnaphthalene	0.061	U	84-66-2	Diethylphthalate	0.0084	U
95-48-7	2-Methylphenol	0.13	U	131-11-3	Dimethylphthalate	0.0062	U
88-74-4	2-Nitroaniline	0.046	U	206-44-0	Fluoranthene	0.0059	U
88-75-5	2-Nitrophenol	0.044	U	86-73-7	Fluorene	0.0086	U
106-44-5	3&4-Methylphenol	0.13	U	118-74-1	Hexachlorobenzene	0.015	U
91-94-1	3,3'-Dichlorobenzidine	0.063	U	87-68-3	Hexachlorobutadiene	0.0088	U
99-09-2	3-Nitroaniline	0.090	U	77-47-4	Hexachlorocyclopentadiene	0.097	U
534-52-1	4,6-Dinitro-2-methylphenol	0.068	U	67-72-1	Hexachloroethane	0.012	U
101-55-3	4-Bromophenyl-phenylether	0.015	U	193-39-5	Indeno[1,2,3-cd]pyrene	0.0061	U
59-50-7	4-Chloro-3-methylphenol	0.072	U	78-59-1	Isophorone	0.19	U
106-47-8	4-Chloroaniline	0.24	U	621-64-7	N-Nitroso-di-n-propylamine	0.011	U
7005-72-3	4-Chlorophenyl-phenylether	0.010	U	62-75-9	N-Nitrosodimethylamine	0.40	U
100-01-6	4-Nitroaniline	0.053	U	86-30-6	n-Nitrosodiphenylamine	0.0098	U
100-02-7	4-Nitrophenol	0.051	U	91-20-3	Naphthalene	0.0035	U
83-32-9	Acenaphthene	0.0059	U	98-95-3	Nitrobenzene	0.010	U
208-96-8	Acenaphthylene	0.0054	U	87-86-5	Pentachlorophenol	0.035	U
120-12-7	Anthracene	0.0071	U	85-01-8	Phenanthrene	0.0080	U
92-87-5	Benzidine	0.37	U	108-95-2	Phenol	0.059	U
56-55-3	Benzo[a]anthracene	0.0050	U	129-00-0	Pyrene	0.0082	U
50-32-8	Benzo[a]pyrene	0.0060	U				

Worksheet #: 19611

Total Target Concentration 0

U - Indicates the compound was analyzed but not detected.
 B - Indicates the analyte was found in the blank as well as in the sample.
 E - Indicates the analyte concentration exceeds the calibration range of the instrument.

R - Retention Time Out
 J - Indicates an estimated value when a compound is detected at less than the specified detection limit.

11558

Data File : G:\GcMsData\2005\Gcms_5\Data\09-14-05\5M10744.D Vial: 2
 Acq On : 14 Sep 2005 18:12 Operator: AHD
 Sample : AC19506-018 Inst : GCMS_5
 Misc : S,BNA Multiplr: 1.00
 MS Integration Params: RTEINT.P
 Quant Time: Sep 22 16:19 2005 Quant Results File: 5M_0817.RES

Quant Method : G:\GCMSDATA\2005\GCMS_5\METHODS\5M_0817.M (RTE Integrator)
 Title : @GCMS_5,mg,625,8270
 Last Update : Wed Aug 17 10:45:54 2005
 Response via : Initial Calibration
 DataAcq Meth : 5M_RUN5

Internal Standards	R.T.	QIon	Response	Conc	Units	Dev (Min)
1) 1,4-Dichlorobenzene-d4	4.83	152	12146	40.00	ng	-0.18
20) Naphthalene-d8	5.88	136	59243	40.00	ng	-0.17
36) Acenaphthene-d10	7.19	164	43936	40.00	ng	-0.19
61) Phenanthrene-d10	8.50	188	93101	40.00	ng	-0.24
77) Chrysene-d12	11.44	240	94658	40.00	ng	-0.27
88) Perylene-d12	13.01	264	72858	40.00	ng	-0.29

System Monitoring Compounds	R.T.	QIon	Response	Conc	Units	Dev (Min)
4) 2-Fluorophenol	3.39	112	79291	207.71	ng	-0.27
Spiked Amount						
						Recovery = 103.86%
8) Phenol-d5	4.54	99	110233	218.61	ng	-0.18
Spiked Amount						
						Recovery = 109.31%
21) Nitrobenzene-d5	5.32	128	19999	79.42	ng	-0.18
Spiked Amount						
						Recovery = 79.42%
41) 2-Fluorobiphenyl	6.69	172	103804	72.25	ng	-0.17
Spiked Amount						
						Recovery = 72.25%
64) 2,4,6-Tribromophenol	7.86	330	37507	181.95	ng	-0.22
Spiked Amount						
						Recovery = 90.97%
80) Terphenyl-d14	10.26	244	185233	78.68	ng	-0.25
Spiked Amount						
						Recovery = 78.68%

Target Compounds Qvalue

Handwritten signature


 (#) = qualifier out of range (m) = manual integration

Quantitation Report

Data File : G:\GcMsData\2005\Gcms_5\Data\09-14-05\5M10744.D Vial: 2
Acq On : 14 Sep 2005 18:12 Operator: AHD
Sample : AC19506-018 Inst : GCMS_5
Misc : S,BNA Multiplr: 1.00
MS Integration Params: RTEINT.P
Quant Time: Sep 22 16:19 2005

Quant Results File: 5M_0817.RES

Method : G:\GCMSDATA\2005\GCMS_5\METHODS\5M_0817.M (RTE Integrator)
Title : @GCMS_5,mg,625,8270
Last Update : Wed Aug 17 10:45:54 2005
Response via : Initial Calibration



Form1

ORGANICS SEMIVOLATILE REPORT

Sample Number: AC19506-019
 Client Id: PCTP69 (0.5)
 Data File: 5M10797.D
 Analysis Date: 09/15/05 17:41
 Date Rec/Extracted: 09/09/05-09/14/05

Matrix: Soil
 Initial Vol: 30g
 Final Vol: 1ml
 Dilution: 1
 Solids: 95

Units: mg/Kg

Cas #	Compound	RL	Conc	Cas #	Compound	RL	Conc
120-82-1	1,2,4-Trichlorobenzene	0.0061	U	205-99-2	Benzo[b]fluoranthene	0.0097	3.6
95-50-1	1,2-Dichlorobenzene	0.014	U	191-24-2	Benzo[g,h,i]perylene	0.0050	1.0
122-66-7	1,2-Diphenylhydrazine	0.012	U	207-08-9	Benzo[k]fluoranthene	0.012	1.2
541-73-1	1,3-Dichlorobenzene	0.010	U	111-91-1	bis(2-Chloroethoxy)methan	0.0082	U
106-46-7	1,4-Dichlorobenzene	0.0062	U	111-44-4	bis(2-Chloroethyl)ether	0.016	U
95-95-4	2,4,5-Trichlorophenol	0.054	U	108-60-1	bis(2-chloroisopropyl)ether	0.0073	U
88-06-2	2,4,6-Trichlorophenol	0.026	U	117-81-7	bis(2-Ethylhexyl)phthalat	0.022	0.092
120-83-2	2,4-Dichlorophenol	0.047	U	85-68-7	Butylbenzylphthalate	0.0095	U
105-67-9	2,4-Dimethylphenol	0.030	U	86-74-8	Carbazole	0.0067	0.19
51-28-5	2,4-Dinitrophenol	0.064	U	218-01-9	Chrysene	0.010	2.6
121-14-2	2,4-Dinitrotoluene	0.013	U	84-74-2	Di-n-butylphthalate	0.0071	U
606-20-2	2,6-Dinitrotoluene	0.016	U	117-84-0	Di-n-octylphthalate	0.012	U
91-58-7	2-Chloronaphthalene	0.0040	U	53-70-3	Dibenzo[a,h]anthracene	0.0064	0.39
95-57-8	2-Chlorophenol	0.064	U	132-64-9	Dibenzofuran	0.045	0.18
91-57-6	2-Methylnaphthalene	0.060	0.16	84-66-2	Diethylphthalate	0.0083	U
95-48-7	2-Methylphenol	0.13	U	131-11-3	Dimethylphthalate	0.0060	U
88-74-4	2-Nitroaniline	0.045	U	206-44-0	Fluoranthene	0.0058	3.8
88-75-5	2-Nitrophenol	0.043	U	86-73-7	Fluorene	0.0084	0.14
106-44-5	3&4-Methylphenol	0.13	U	118-74-1	Hexachlorobenzene	0.014	U
91-94-1	3,3'-Dichlorobenzidine	0.062	U	87-68-3	Hexachlorobutadiene	0.0086	U
99-09-2	3-Nitroaniline	0.088	U	77-47-4	Hexachlorocyclopentadiene	0.095	U
534-52-1	4,6-Dinitro-2-methylphenol	0.067	U	67-72-1	Hexachloroethane	0.012	U
101-55-3	4-Bromophenyl-phenylether	0.014	U	193-39-5	Indeno[1,2,3-cd]pyrene	0.0059	1.1
59-50-7	4-Chloro-3-methylphenol	0.070	U	78-59-1	Isophorone	0.19	U
106-47-8	4-Chloroaniline	0.24	U	621-64-7	N-Nitroso-di-n-propylamine	0.011	U
7005-72-3	4-Chlorophenyl-phenylether	0.0099	U	62-75-9	N-Nitrosodimethylamine	0.39	U
100-01-6	4-Nitroaniline	0.052	U	86-30-6	n-Nitrosodiphenylamine	0.0096	U
100-02-7	4-Nitrophenol	0.050	U	91-20-3	Naphthalene	0.0034	0.56
83-32-9	Acenaphthene	0.0058	0.14	98-95-3	Nitrobenzene	0.0099	U
208-96-8	Acenaphthylene	0.0053	0.62	87-86-5	Pentachlorophenol	0.034	U
120-12-7	Anthracene	0.0069	0.99	85-01-8	Phenanthrene	0.0078	1.4
92-87-5	Benzidine	0.36	U	108-95-2	Phenol	0.058	U
56-55-3	Benzo[a]anthracene	0.0049	2.3	129-00-0	Pyrene	0.0080	4.2
50-32-8	Benzo[a]pyrene	0.0058	1.9				

Worksheet #: 19611

Total Target Concentration 26.562

U - Indicates the compound was analyzed but not detected.
 B - Indicates the analyte was found in the blank as well as in the sample.
 E - Indicates the analyte concentration exceeds the calibration range of the instrument.

R - Retention Time Out
 J - Indicates an estimated value when a compound is detected at less than the specified detection limit.

Data File : G:\GcMsData\2005\Gcms_5\Data\09-15-05\5M10797.D Vial: 3
 Acq On : 15 Sep 2005 17:41 Operator: AHD
 Sample : AC19506-019 Inst : GCMS_5
 Misc : S,BNA Multiplr: 1.00
 MS Integration Params: RTEINT.P
 Quant Time: Sep 22 16:20 2005 Quant Results File: 5M_0817.RES

Quant Method : G:\GCMSDATA\2005\GCMS_5\METHODS\5M_0817.M (RTE Integrator)
 Title : @GCMS_5,mg,625,8270
 Last Update : Wed Aug 17 10:45:54 2005
 Response via : Initial Calibration
 DataAcq Meth : 5M_RUN5

Internal Standards	R.T.	QIon	Response	Conc	Units	Dev (Min)
1) 1,4-Dichlorobenzene-d4	4.83	152	19090	40.00	ng	-0.18
20) Naphthalene-d8	5.88	136	79677	40.00	ng	-0.17
36) Acenaphthene-d10	7.19	164	49938	40.00	ng	-0.19
61) Phenanthrene-d10	8.50	188	80303	40.00	ng	-0.24
77) Chrysene-d12	11.44	240	59407	40.00	ng	-0.27
88) Perylene-d12	13.02	264	43724	40.00	ng	-0.28

System Monitoring Compounds	R.T.	QIon	Response	Conc	Units	Dev (Min)
4) 2-Fluorophenol	3.40	112	79686	132.82	ng	-0.26
Spiked Amount						
						Recovery = 66.41%
8) Phenol-d5	4.55	99	107766	135.98	ng	-0.17
Spiked Amount						
						Recovery = 67.99%
21) Nitrobenzene-d5	5.32	128	20373	60.15	ng	-0.18
Spiked Amount						
						Recovery = 60.15%
41) 2-Fluorobiphenyl	6.69	172	99371	60.85	ng	-0.17
Spiked Amount						
						Recovery = 60.85%
64) 2,4,6-Tribromophenol	7.86	330	24965	140.40	ng	-0.22
Spiked Amount						
						Recovery = 70.20%
80) Terphenyl-d14	10.26	244	101355	68.60	ng	-0.26
Spiked Amount						
						Recovery = 68.60%

Target Compounds	R.T.	QIon	Response	Conc	Units	Qvalue
30) Naphthalene	5.90	128	33611	16.01	ng	99
34) 2-Methylnaphthalene	6.42	142	6476	4.56	ng	97
47) Acenaphthylene	7.08	152	39556	17.55	ng	99
50) Acenaphthene	7.22	153	5662	4.04	ng	93
53) Dibenzofuran	7.36	168	10464	5.02	ng	97
57) Fluorene	7.64	166	6486	3.93	ng	97
70) Phenanthrene	8.53	178	88241	38.75	ng	98
71) Anthracene	8.58	178	66180	28.22	ng	98
72) Carbazole	8.76	167	11188	5.32	ng	96
76) Fluoranthene	9.79	202	275241	109.11	ng	99
78) Pyrene	10.04	202	286687	120.51	ng	98
85) Benzo[a]anthracene	11.43	228	148282	65.71	ng	98
86) Chrysene	11.47	228	149325	73.49	ng	97
87) bis(2-Ethylhexyl)phthalate	11.59	149	3565	2.62	ng	94
90) Benzo[b]fluoranthene	12.63	252	183554m	103.52	ng	
91) Benzo[k]fluoranthene	12.66	252	58946m	33.70	ng	
92) Benzo[a]pyrene	12.96	252	92479	55.07	ng	97
93) Indeno[1,2,3-cd]pyrene	14.01	276	57976	30.65	ng	80
94) Dibenzo[a,h]anthracene	14.03	278	17529	11.13	ng	92

nan

I
I
I
I

Data File : G:\GcMsData\2005\Gcms_5\Data\09-15-05\5M10797.D Vial: 3
 Acq On : 15 Sep 2005 17:41 Operator: AHD
 Sample : AC19506-019 Inst : GCMS_5
 Misc : S,BNA Multiplr: 1.00
 MS Integration Params: RTEINT.P
 Quant Time: Sep 22 16:20 2005 Quant Results File: 5M_0817.RES

Quant Method : G:\GCMSDATA\2005\GCMS_5\METHODS\5M_0817.M (RTE Integrator)
 Title : @GCMS_5,mg,625,8270
 Last Update : Wed Aug 17 10:45:54 2005
 Response via : Initial Calibration
 DataAcq Meth : 5M_RUN5

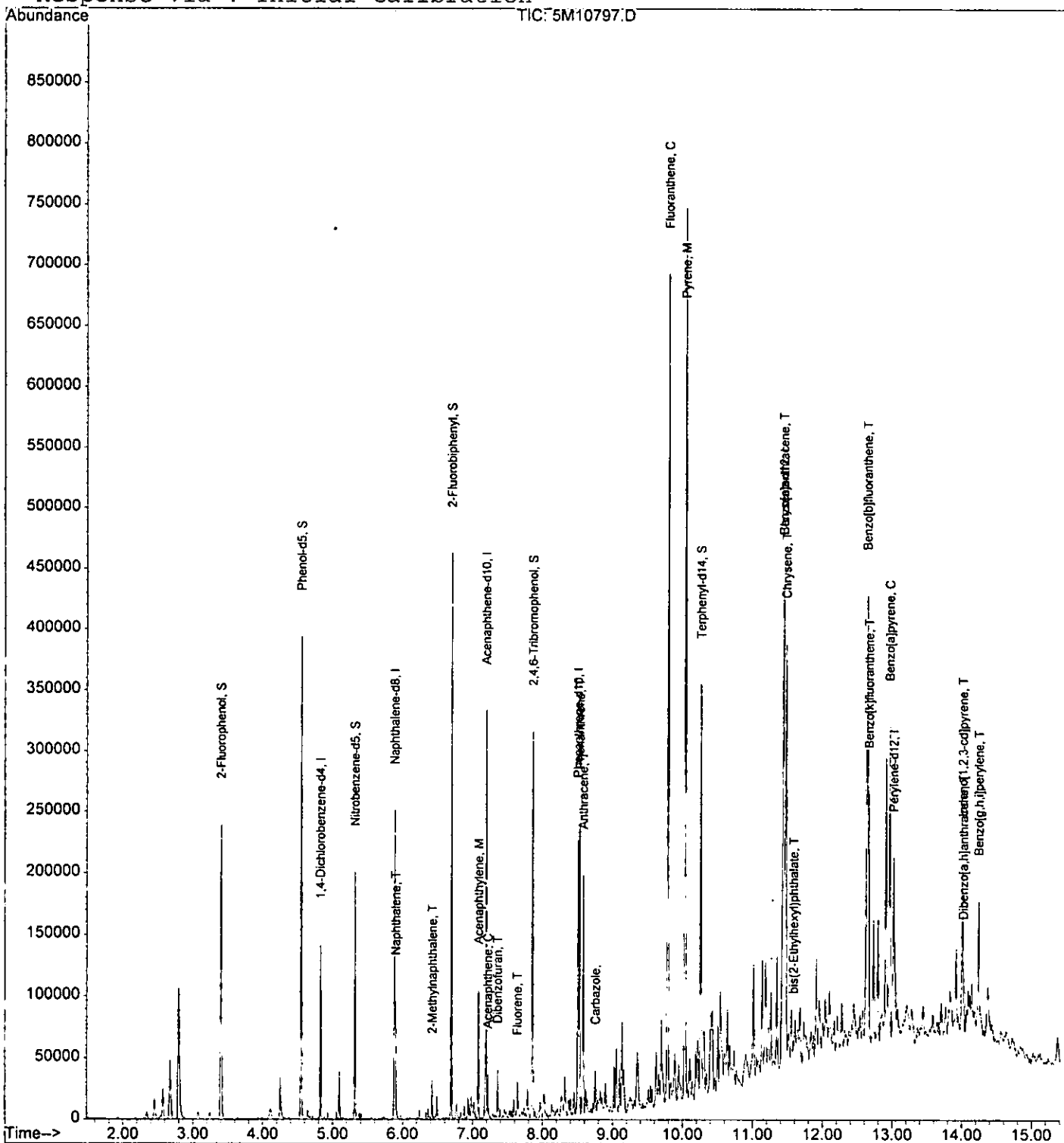
Compound	R.T.	QIon	Response	Conc	Unit	Qvalue
95) Benzo[g,h,i]perylene	14.24	276	47063	29.71	ng	90

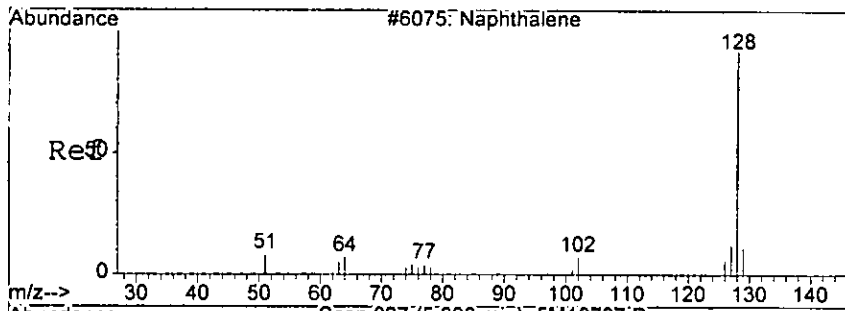
Quantitation Report

Data File : G:\GcMsData\2005\Gcms_5\Data\09-15-05\5M10797.D Vial: 3
Acq On : 15 Sep 2005 17:41 Operator: AHD
Sample : AC19506-019 Inst : GCMS_5
Misc : S,BNA Multiplr: 1.00
MS Integration Params: RTEINT.P
Quant Time: Sep 22 16:20 2005

Quant Results File: 5M_0817.RES

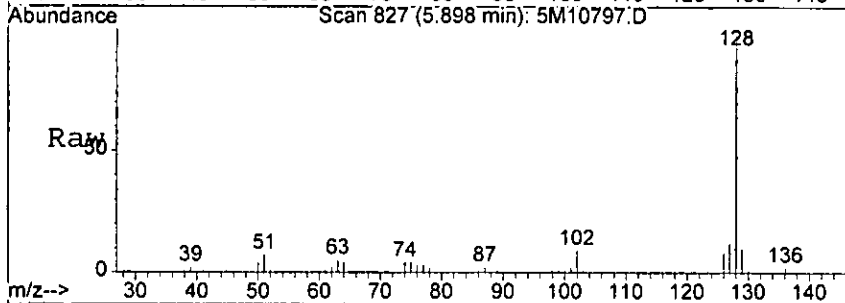
Method : G:\GCMSDATA\2005\GCMS_5\METHODS\5M_0817.M (RTE Integrator)
Title : @GCMS_5,mg,625,8270
Last Update : Wed Aug 17 10:45:54 2005
Response via : Initial Calibration





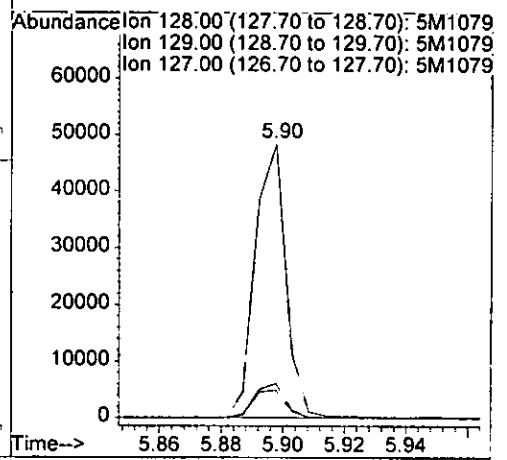
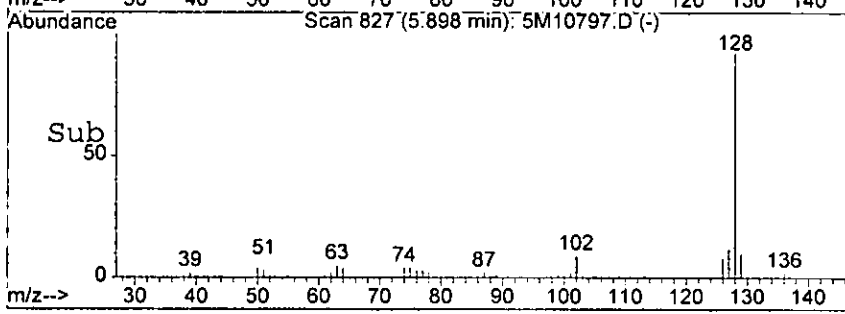
#30
 Naphthalene
 Concen: 16.01 ng
 RT: 5.90 min Scan# 827
 Delta R.T. -0.17 min
 Lab File: 5M10797.D
 Acq: 15 Sep 2005 17:41

111

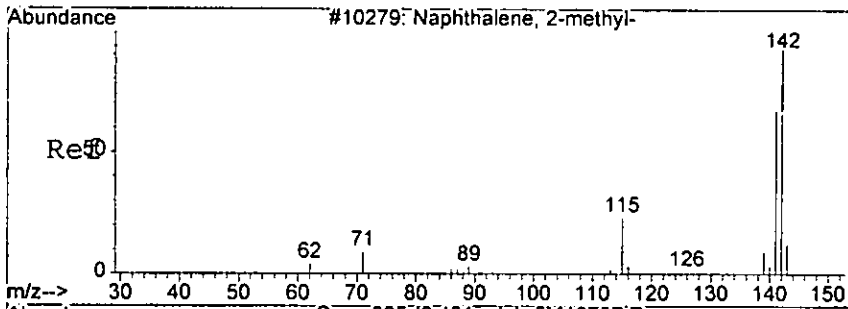


Tgt Ion: 128 Resp: 33611

Ion	Ratio	Lower	Upper
128	100		
129	10.1	0.0	50.9
127	12.5	0.0	52.6



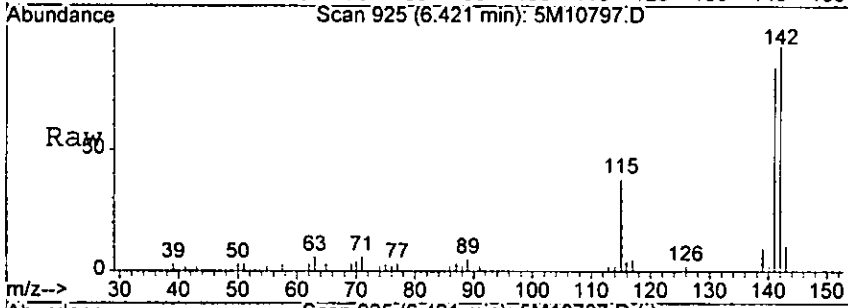
Handwritten signature



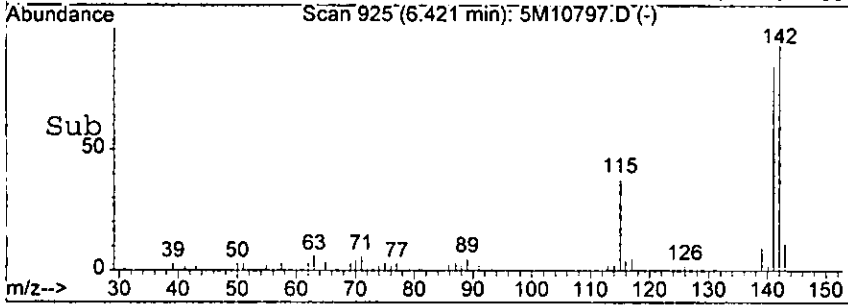
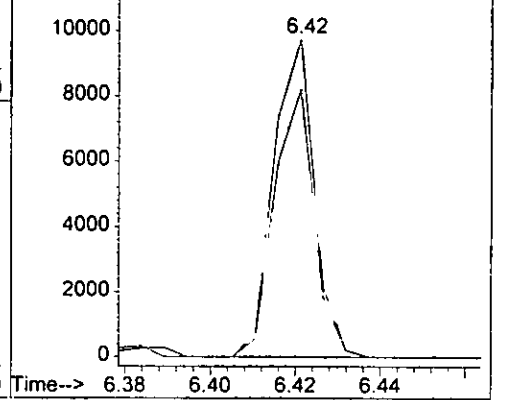
#34
 2-Methylnaphthalene
 Concen: 4.56 ng
 RT: 6.42 min Scan# 925
 Delta R.T. -0.17 min
 Lab File: 5M10797.D
 Acq: 15 Sep 2005 17:41

1185

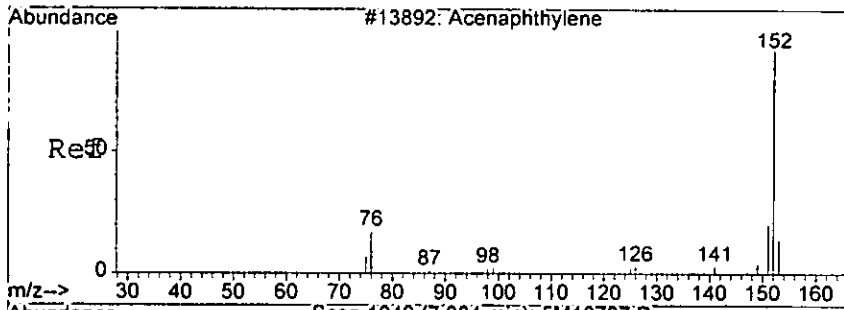
Tgt Ion: 142 Resp: 6476
 Ion Ratio Lower Upper
 142 100
 141 84.3 42.0 122.0



Abundance Ion 142.00 (141.70 to 142.70): 5M1079
 Ion 141.00 (140.70 to 141.70): 5M1079



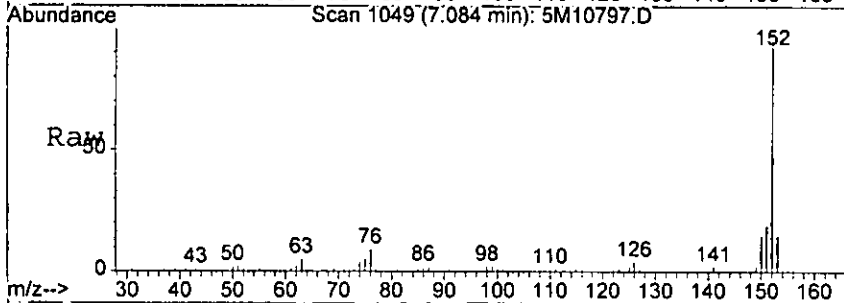
hgar



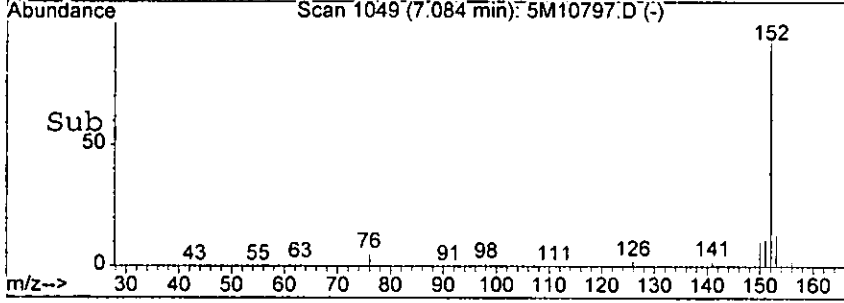
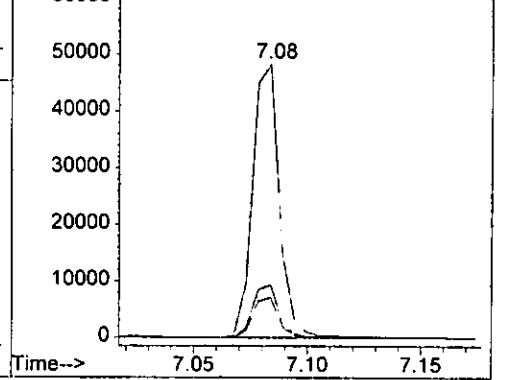
#47
 Acenaphthylene
 Concen: 17.55 ng
 RT: 7.08 min Scan# 1049
 Delta R.T. -0.18 min
 Lab File: 5M10797.D
 Acq: 15 Sep 2005 17:41

9011

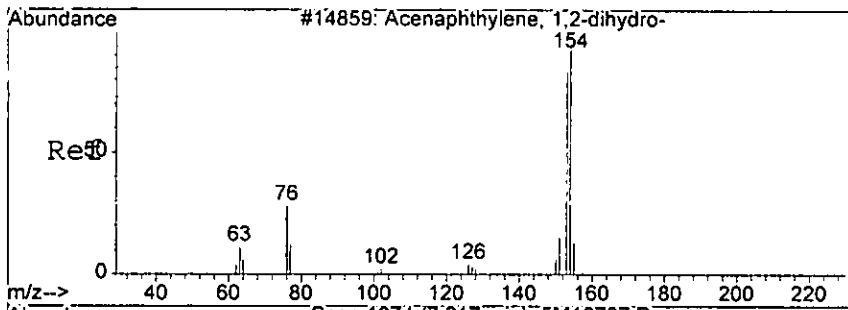
Tgt Ion	Resp	Lower	Upper
152	39556	100	
151	19.4	0.0	59.1
153	14.7	0.0	53.9



Abundance
 Ion 152.00 (151.70 to 152.70): 5M1079
 Ion 151.00 (150.70 to 151.70): 5M1079
 Ion 153.00 (152.70 to 153.70): 5M1079



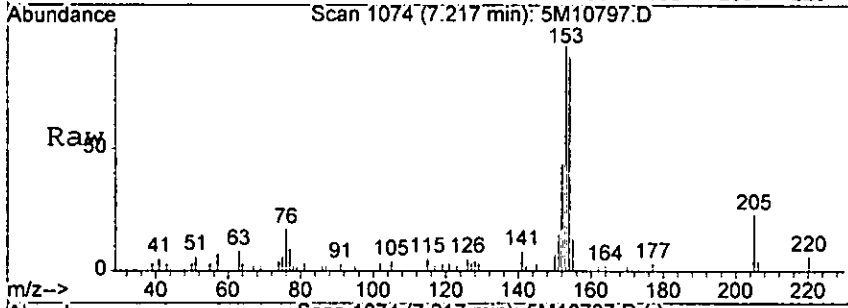
Handwritten signature



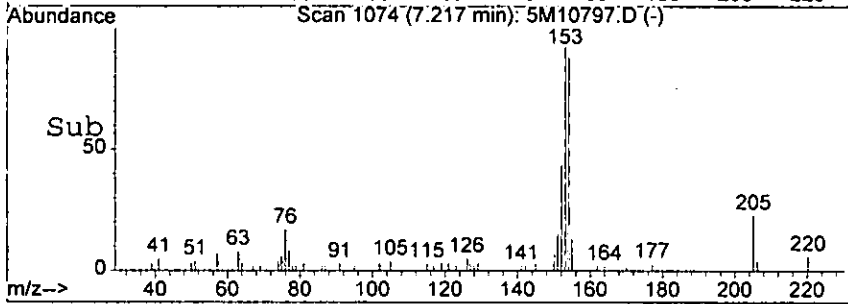
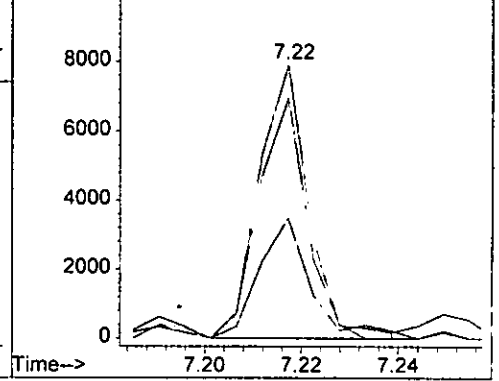
#50
 Acenaphthene
 Concen: 4.04 ng
 RT: 7.22 min Scan# 1074
 Delta R.T. -0.19 min
 Lab File: 5M10797.D
 Acq: 15 Sep 2005 17:41

1107

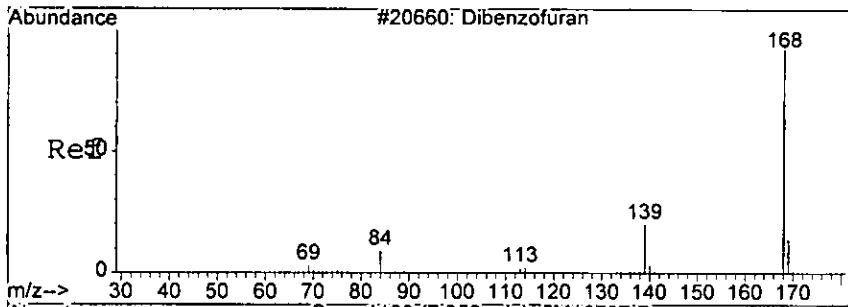
Tgt Ion	Resp	Lower	Upper
153	5662		
153	100		
152	44.0	5.1	85.1
154	88.0	57.6	137.6



Abundance Ion 153.00 (152.70 to 153.70): 5M1079
 Ion 152.00 (151.70 to 152.70): 5M1079
 Ion 154.00 (153.70 to 154.70): 5M1079



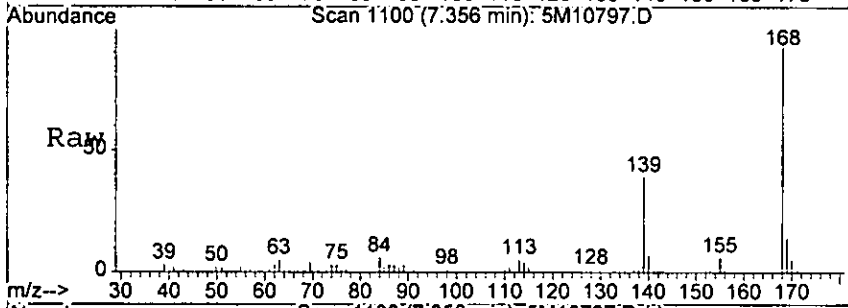
ngar



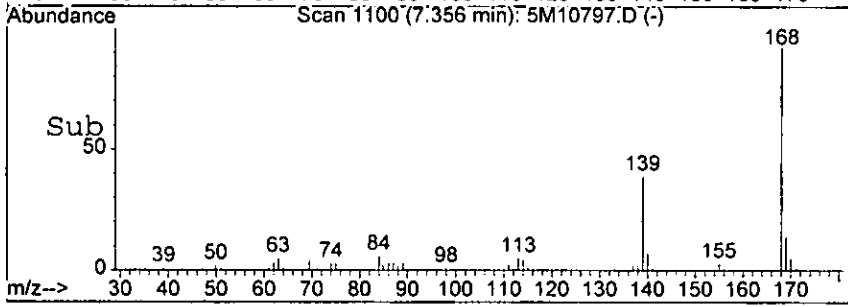
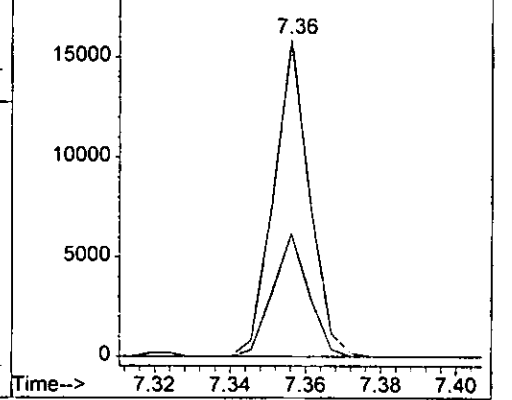
#53
 Dibenzofuran
 Concen: 5.02 ng
 RT: 7.36 min Scan# 1100
 Delta R.T. -0.20 min
 Lab File: 5M10797.D
 Acq: 15 Sep 2005 17:41

1100

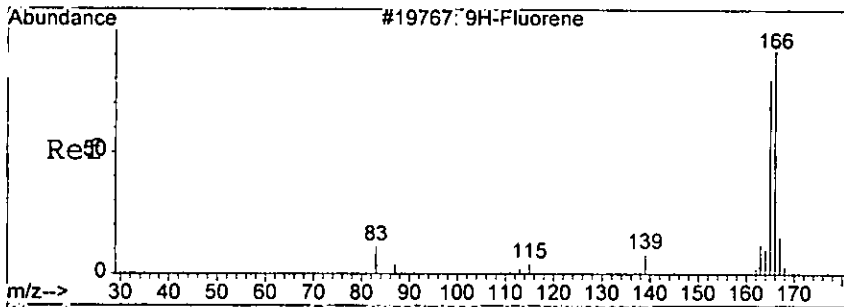
Tgt Ion: 168 Resp: 10464
 Ion Ratio Lower Upper
 168 100
 139 38.9 7.1 67.1



Abundance Ion 168.00 (167.70 to 168.70): 5M1079
 Ion 139.00 (138.70 to 139.70): 5M1079

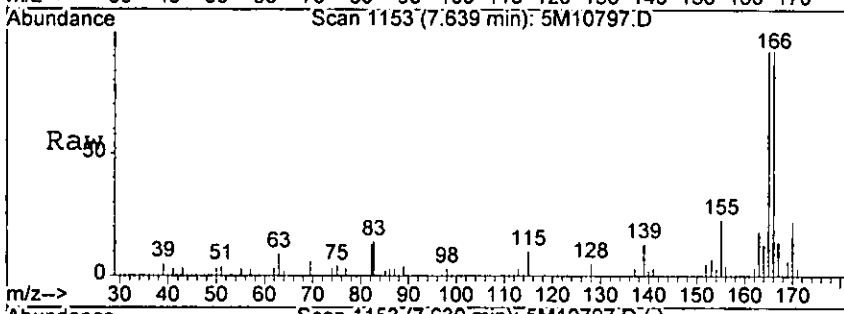


handwritten signature



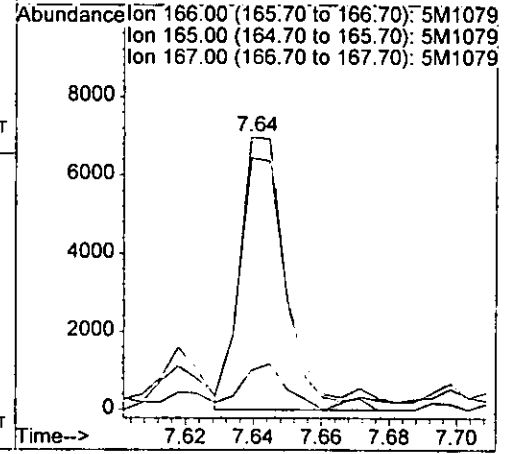
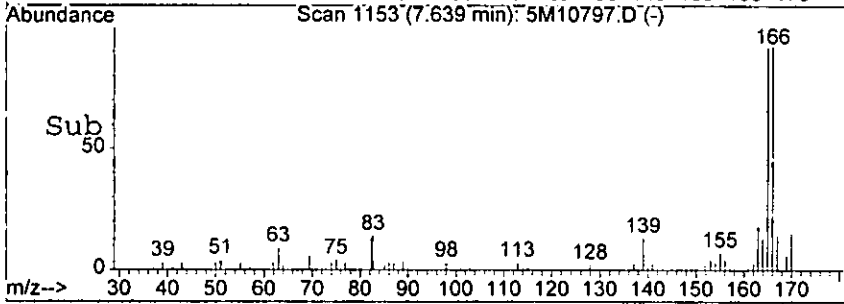
#57
 Fluorene
 Concen: 3.93 ng
 RT: 7.64 min Scan# 1153
 Delta R.T. -0.22 min
 Lab File: 5M10797.D
 Acq: 15 Sep 2005 17:41

1153

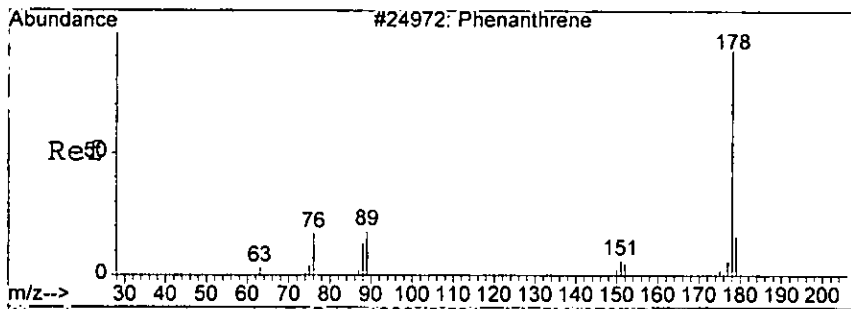


Tgt Ion: 166 Resp: 6486

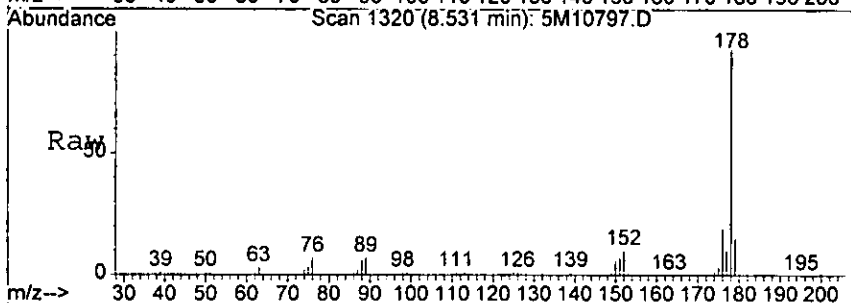
Ion	Ratio	Lower	Upper
166	100		
165	89.6	52.1	132.1
167	11.6	0.0	53.7



hgs

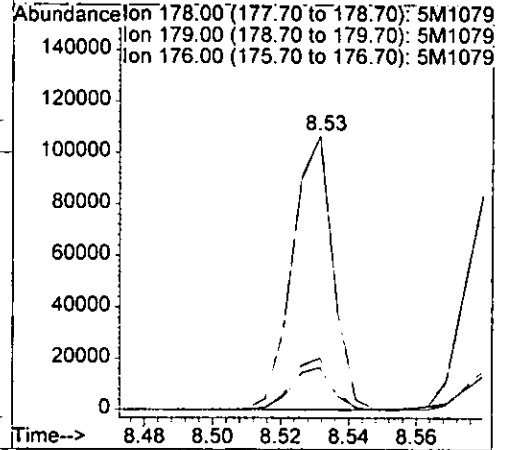
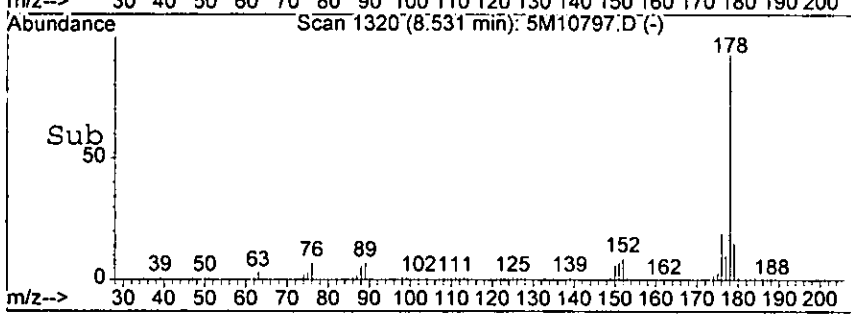


#70
 Phenanthrene
 Concen: 38.75 ng
 RT: 8.53 min Scan# 1320
 Delta R.T. -0.24 min
 Lab File: 5M10797.D
 Acq: 15 Sep 2005 17:41

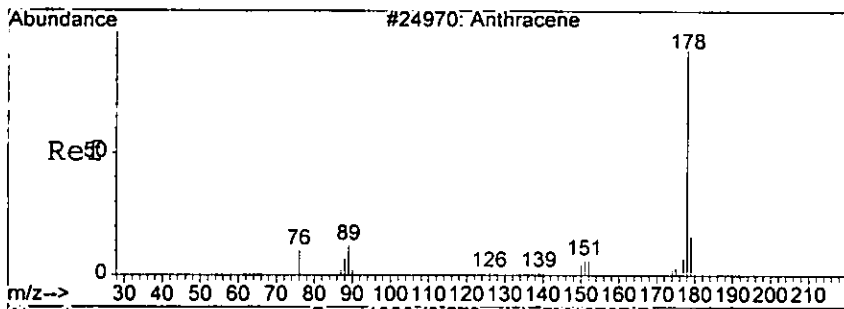


Tgt Ion: 178 Resp: 88241

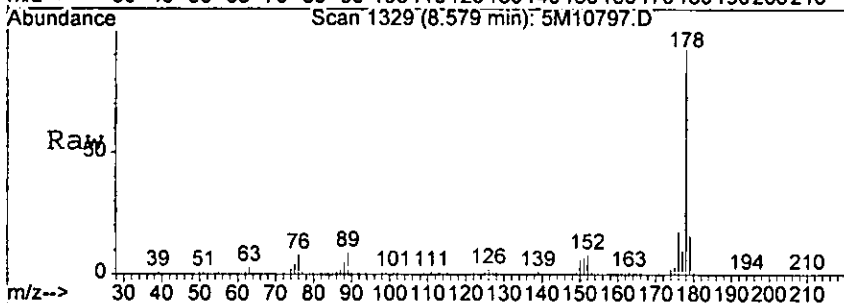
Ion	Ratio	Lower	Upper
178	100		
179	15.5	0.0	54.9
176	18.8	0.0	57.7



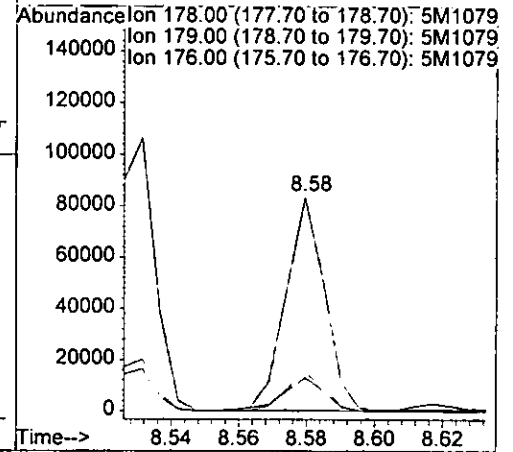
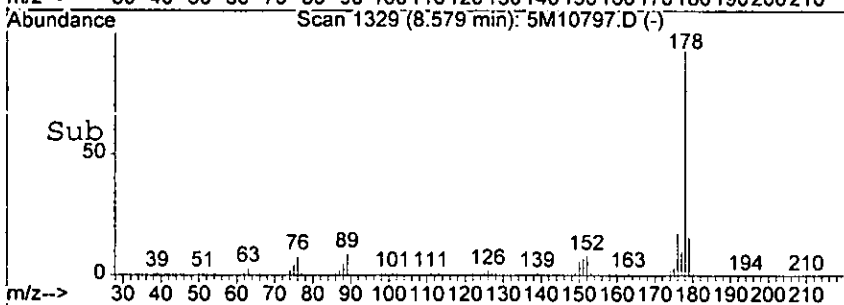
Wasser



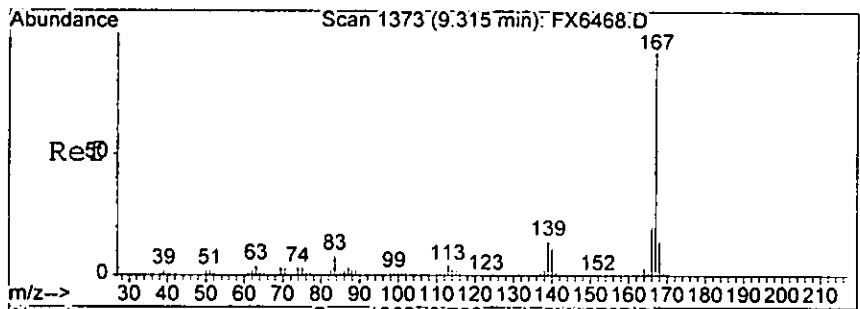
#71
 Anthracene
 Concen: 28.22 ng
 RT: 8.58 min Scan# 1329
 Delta R.T. -0.24 min
 Lab File: 5M10797.D
 Acq: 15 Sep 2005 17:41



Tgt Ion	Ratio	Lower	Upper
178	100		
179	15.6	0.0	54.3
176	18.5	0.0	57.7



Handwritten signature

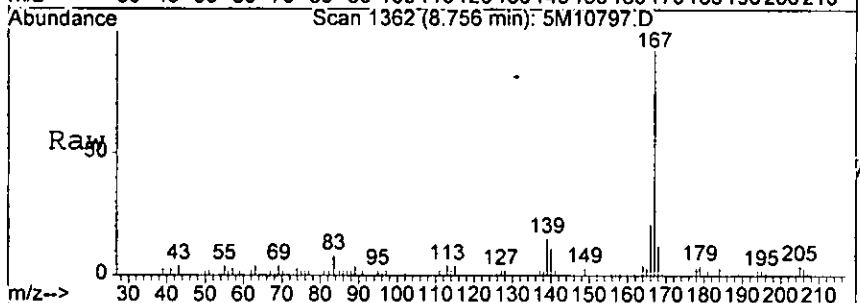


#72
 Carbazole
 Concen: 5.32 ng
 RT: 8.76 min Scan# 1362
 Delta R.T. -0.24 min
 Lab File: 5M10797.D
 Acq: 15 Sep 2005 17:41

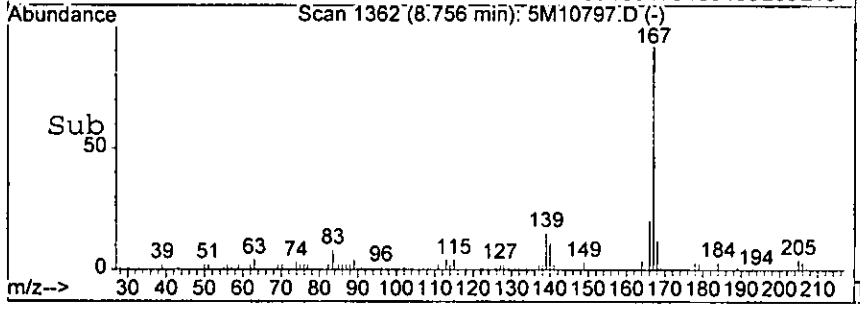
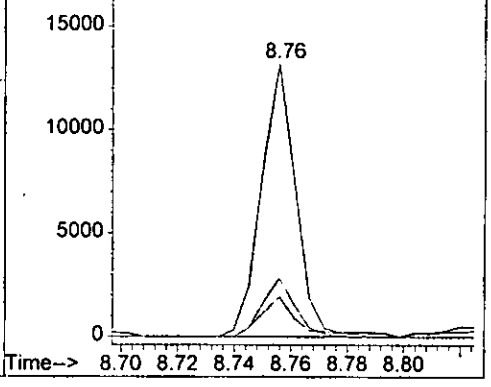
1117

Tgt Ion: 167 Resp: 11188

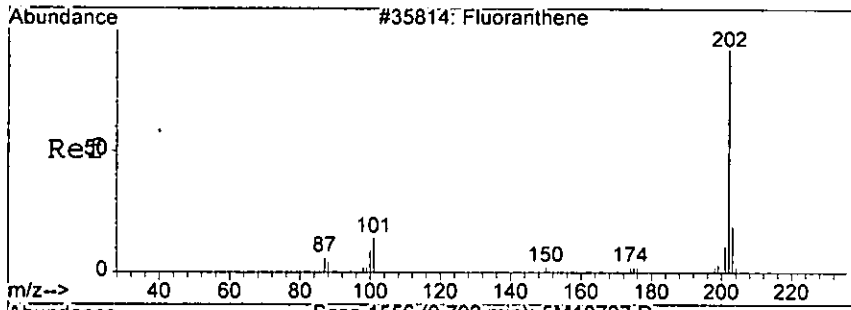
Ion	Ratio	Lower	Upper
167	100		
166	21.3	0.0	39.5
139	14.6	0.0	33.0



Abundance Ion 167.10 (166.80 to 167.80): 5M1079
 Ion 166.20 (165.90 to 166.90): 5M1079
 Ion 139.05 (138.75 to 139.75): 5M1079



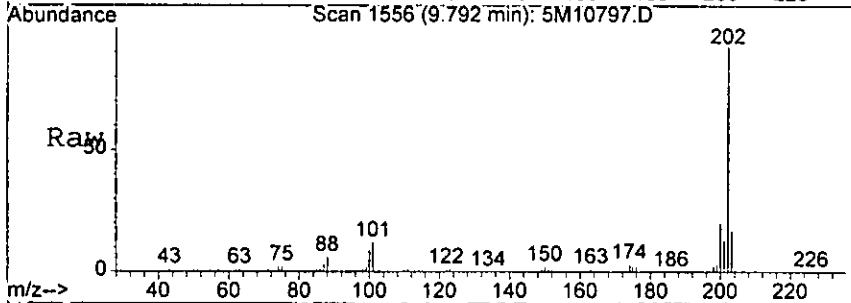
Handwritten signature



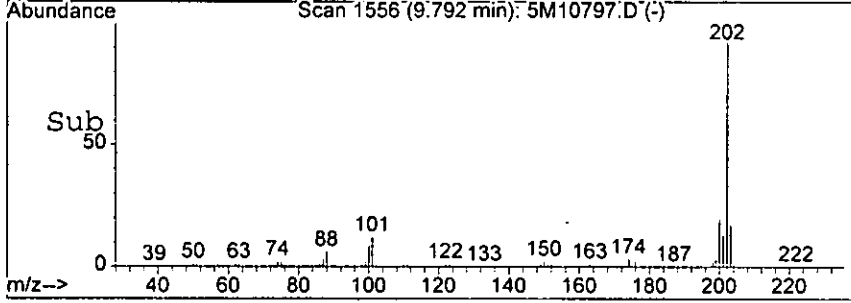
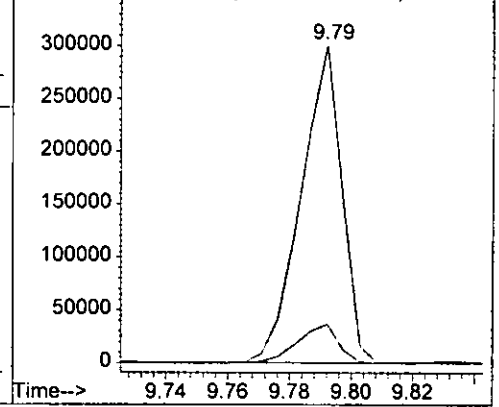
#76
 Fluoranthene
 Concn: 109.11 ng
 RT: 9.79 min Scan# 1556
 Delta R.T. -0.25 min
 Lab File: 5M10797.D
 Acq: 15 Sep 2005 17:41

111

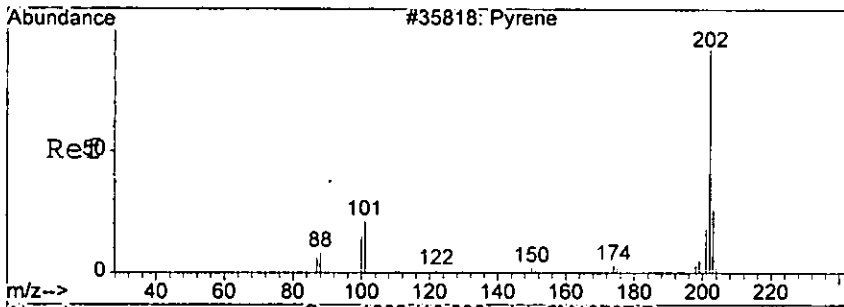
Tgt Ion: 202 Resp: 275241
 Ion Ratio Lower Upper
 202 100
 101 12.2 0.0 52.5



Abundance Ion 202.00 (201.70 to 202.70): 5M1079
 350000 Ion 101.00 (100.70 to 101.70): 5M1079



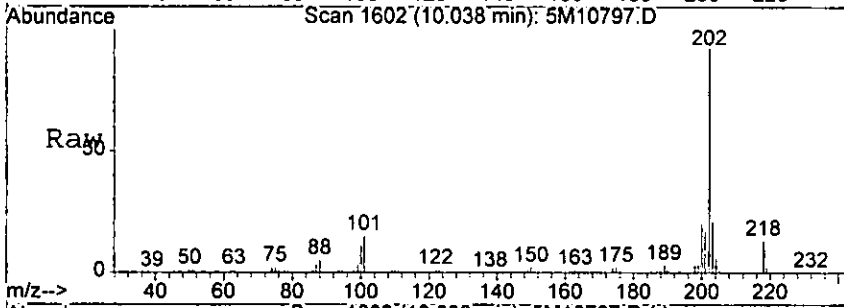
Handwritten signature



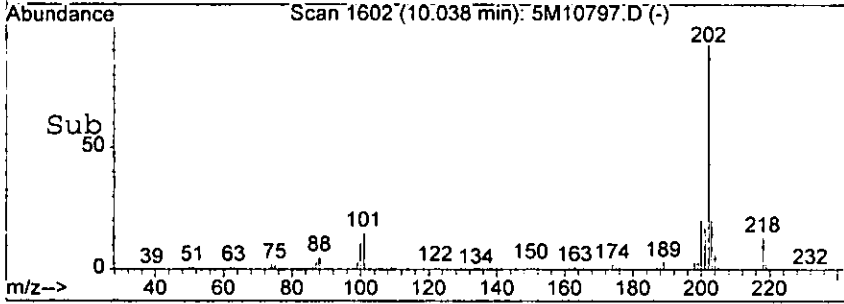
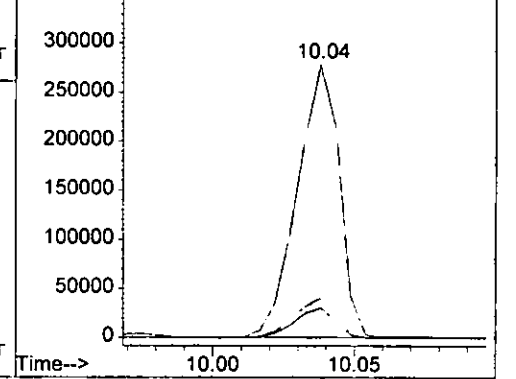
#78
 Pyrene
 Concen: 120.51 ng
 RT: 10.04 min Scan# 1602
 Delta R.T. -0.26 min
 Lab File: 5M10797.D
 Acq: 15 Sep 2005 17:41

1114

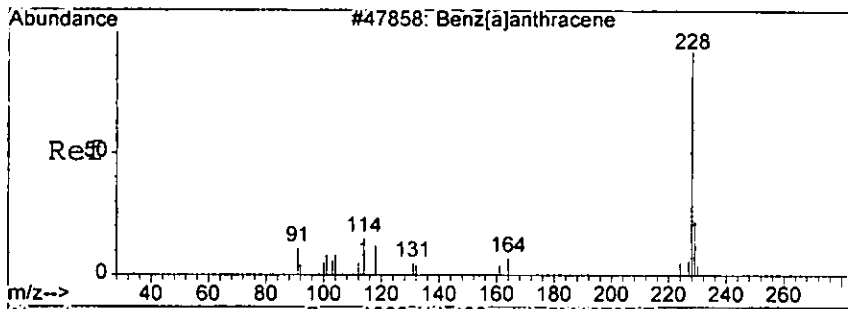
Tgt Ion	202	Resp	286687	Ion Ratio	Lower	Upper
202	100					
101	14.7			0.0		55.5
100	11.0			0.0		52.1



Abundance Ion 202.00 (201.70 to 202.70): 5M1079
 Ion 101.00 (100.70 to 101.70): 5M1079
 Ion 100.00 (99.70 to 100.70): 5M10797

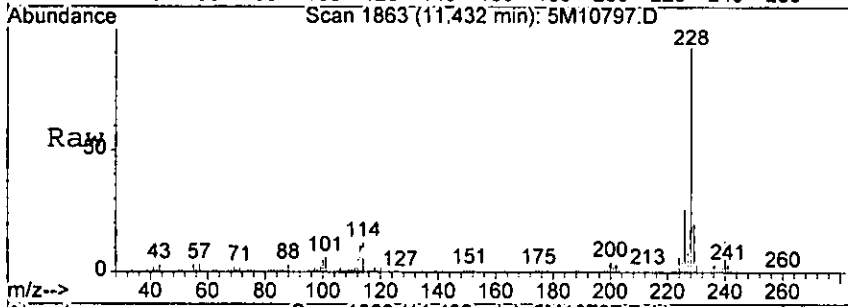


W200

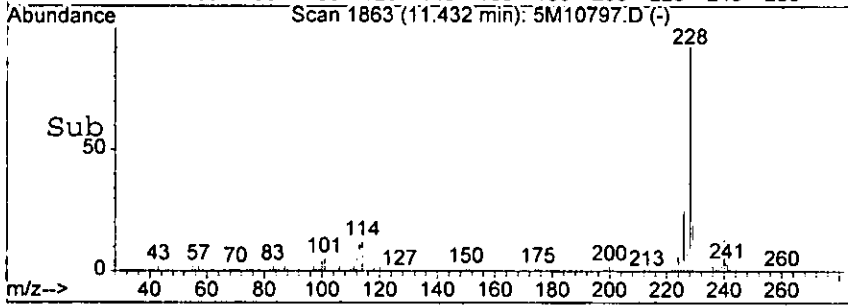
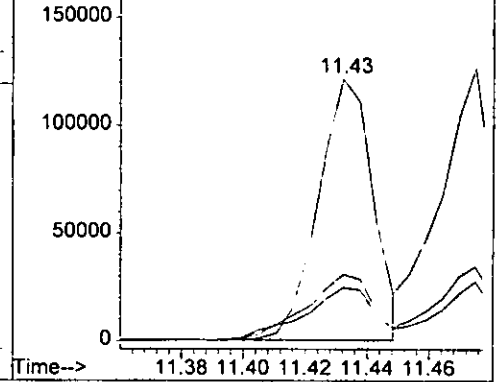


#85
 Benzo[a]anthracene
 Concen: 65.71 ng
 RT: 11.43 min Scan# 1863
 Delta R.T. -0.27 min
 Lab File: 5M10797.D
 Acq: 15 Sep 2005 17:41

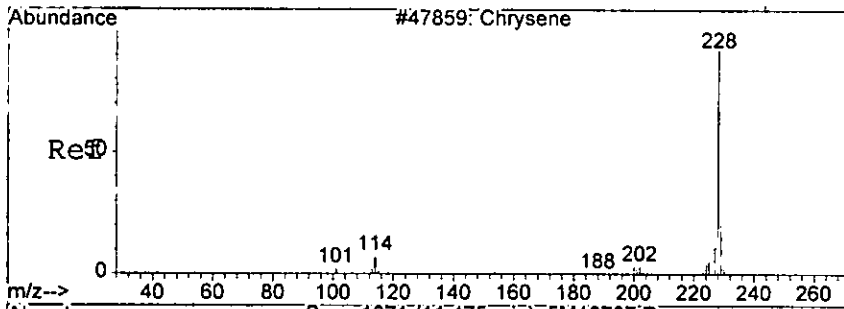
Tgt Ion	Ratio	Lower	Upper
228	100		
229	20.0	0.0	58.7
226	25.4	0.0	66.4



Abundance Ion 228.00 (227.70 to 228.70): 5M1079
 Ion 229.00 (228.70 to 229.70): 5M1079
 Ion 226.00 (225.70 to 226.70): 5M1079

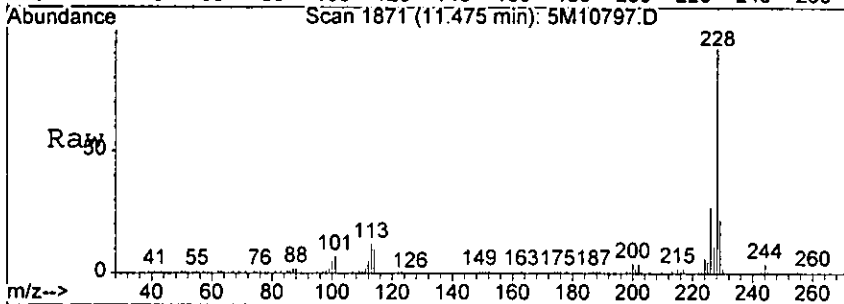


handwritten signature

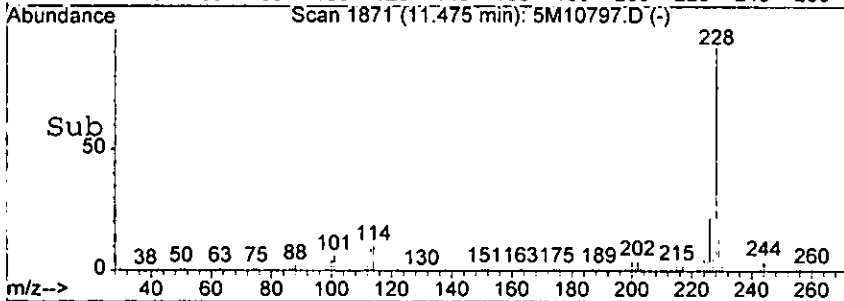
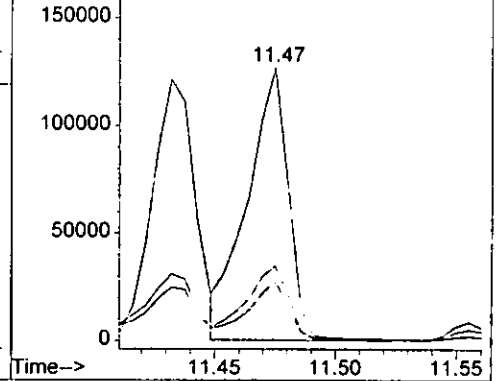


#86
 Chrysene
 Concen: 73.49 ng
 RT: 11.47 min Scan# 1871
 Delta R.T. -0.27 min
 Lab File: 5M10797.D
 Acq: 15 Sep 2005 17:41

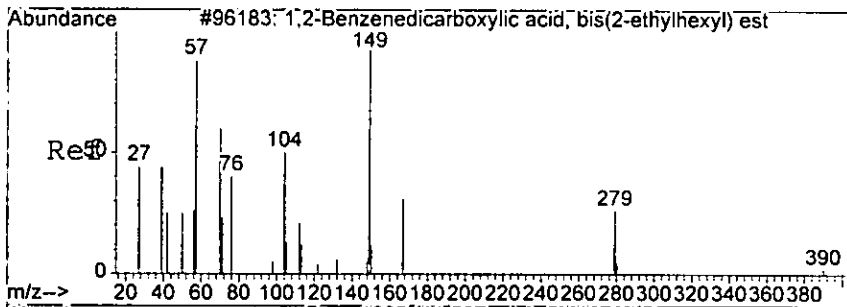
Tgt Ion	Ratio	Lower	Upper
228	100		
226	27.2	9.1	49.1
229	21.2	0.0	60.1



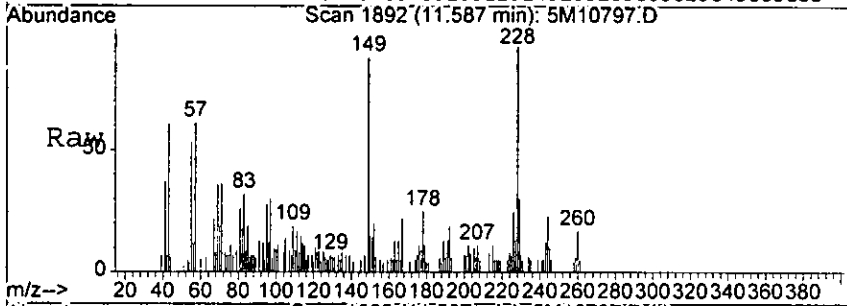
Abundance Ion 228.00 (227.70 to 228.70): 5M1079
 Ion 226.00 (225.70 to 226.70): 5M1079
 Ion 229.00 (228.70 to 229.70): 5M1079



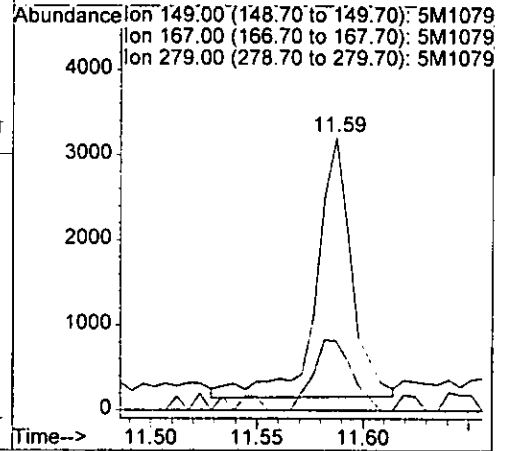
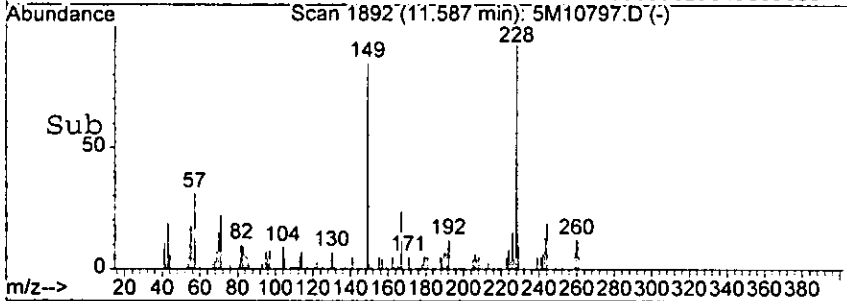
handwritten signature



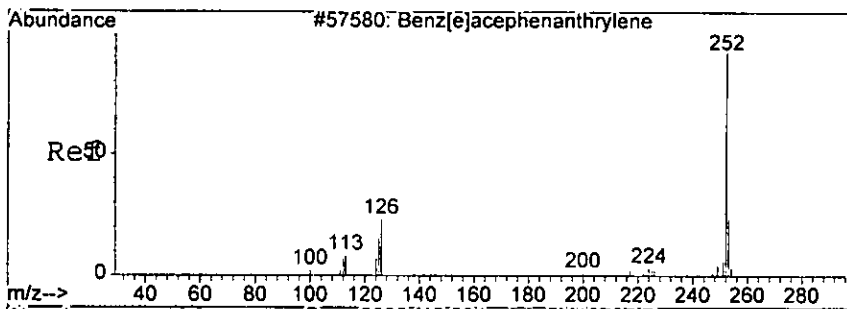
#87
 bis(2-Ethylhexyl)phthalate
 Concn: 2.62 ng
 RT: 11.59 min Scan# 1892
 Delta R.T. -0.25 min
 Lab File: 5M10797.D
 Acq: 15 Sep 2005 17:41



Tgt Ion	Ratio	Lower	Upper	Resp
149	100			3565
167	27.6	2.4	58.4	
279	0.0	0.0	44.1	



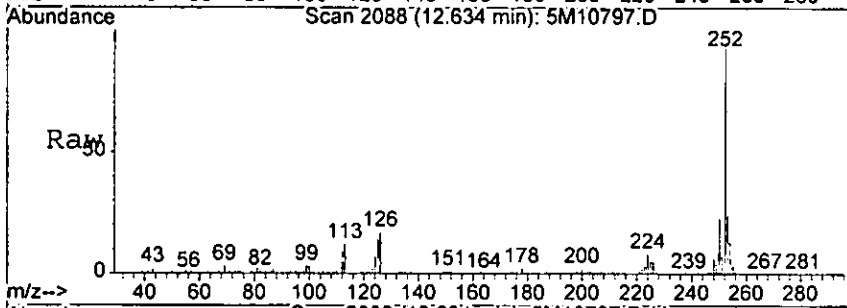
handwritten signature



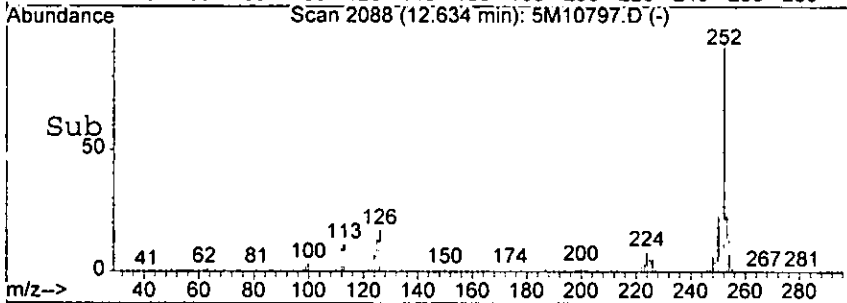
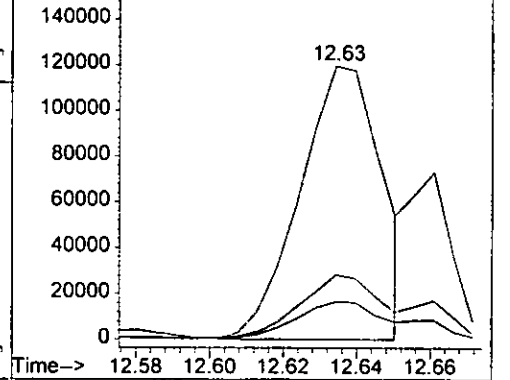
#90
 Benzo [b] fluoranthene
 Concen: 103.52 ng m
 RT: 12.63 min Scan# 2088
 Delta R.T. -0.27 min
 Lab File: 5M10797.D
 Acq: 15 Sep 2005 17:41

Tgt Ion: 252 Resp: 183554

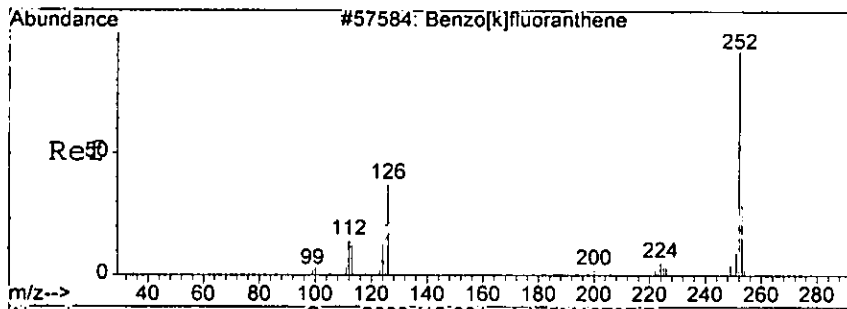
Ion	Ratio	Lower	Upper
252	100		
253	23.6	0.0	61.6
125	13.7	0.0	54.8



Abundance Ion 252.00 (251.70 to 252.70): 5M1079
 Ion 253.00 (252.70 to 253.70): 5M1079
 Ion 125.00 (124.70 to 125.70): 5M1079

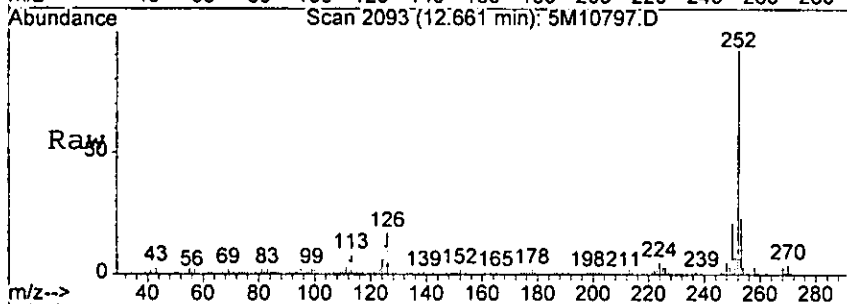


Handwritten signature

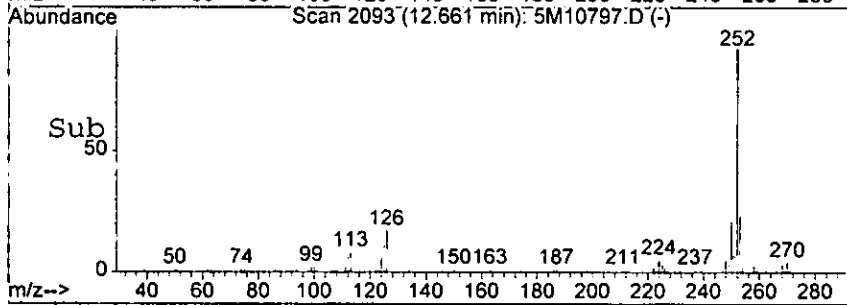
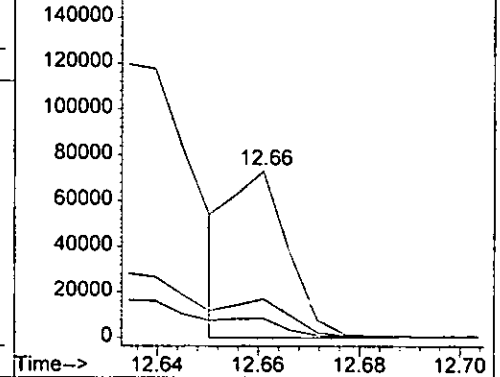


#91
 Benzo[k]fluoranthene
 Concen: 33.70 ng m
 RT: 12.66 min Scan# 2093
 Delta R.T. -0.27 min
 Lab File: 5M10797.D
 Acq: 15 Sep 2005 17:41

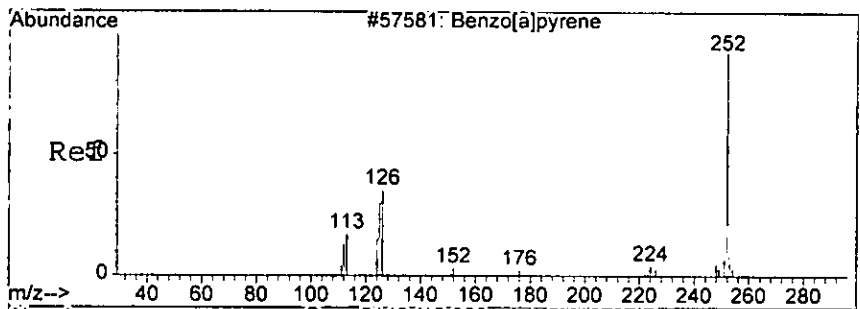
Tgt Ion	Resp	Lower	Upper
252	100		
253	23.3	0.0	62.3
125	11.7	0.0	56.6



Abundance
 Ion 252.00 (251.70 to 252.70): 5M1079
 Ion 253.00 (252.70 to 253.70): 5M1079
 Ion 125.00 (124.70 to 125.70): 5M1079



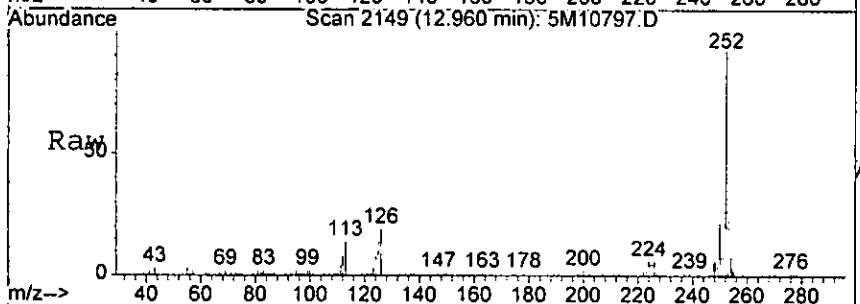
ham



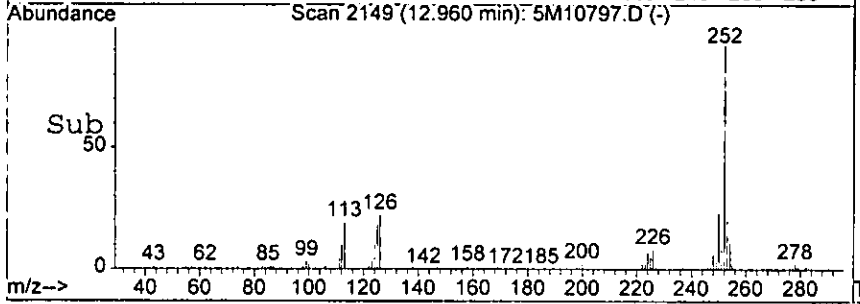
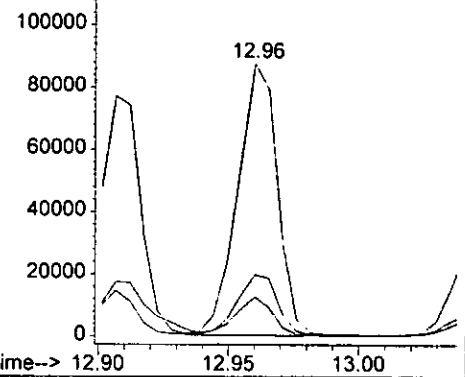
#92
 Benzo[a]pyrene
 Concen: 55.07 ng
 RT: 12.96 min Scan# 2149
 Delta R.T. -0.28 min
 Lab File: 5M10797.D
 Acq: 15 Sep 2005 17:41

1128

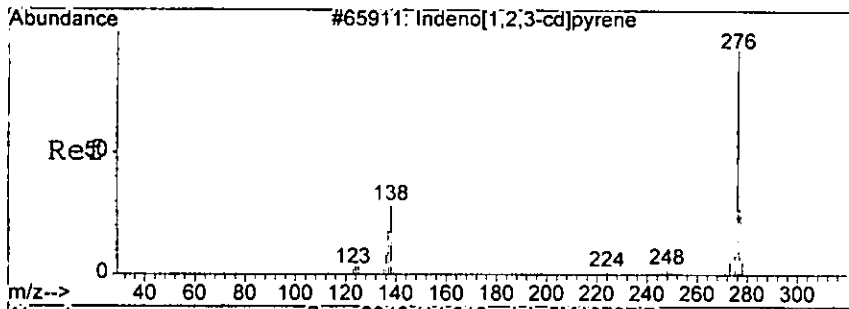
Tgt Ion	Ratio	Lower	Upper
252	100		
253	22.3	0.0	61.5
125	14.0	0.0	56.0



Abundance Ion 252.00 (251.70 to 252.70): 5M1079
 120000 Ion 253.00 (252.70 to 253.70): 5M1079
 Ion 125.00 (124.70 to 125.70): 5M1079



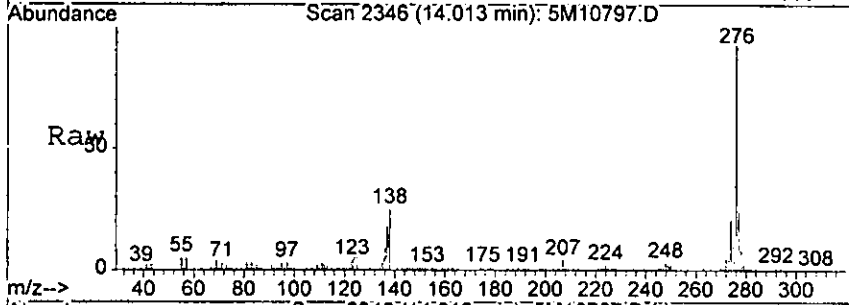
Handwritten signature



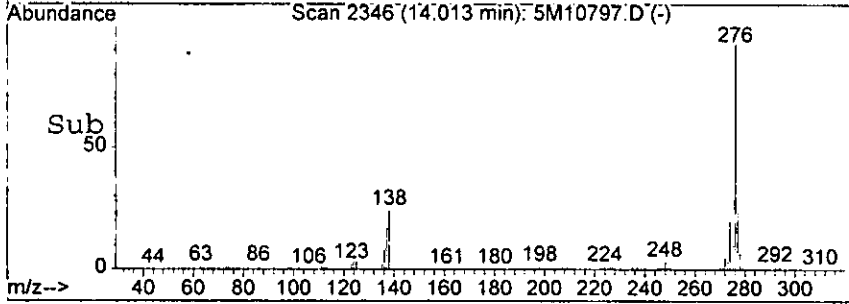
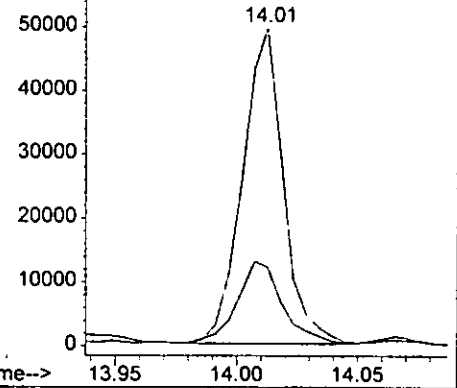
#93
 Indeno[1,2,3-cd]pyrene
 Concen: 30.65 ng
 RT: 14.01 min Scan# 2346
 Delta R.T. -0.29 min
 Lab File: 5M10797.D
 Acq: 15 Sep 2005 17:41

Tgt Ion: 276 Resp: 57976

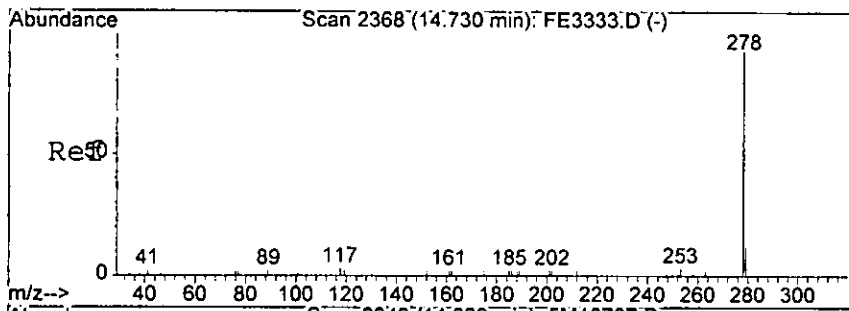
Ion	Ratio	Lower	Upper
276	100		
138	24.2	0.0	76.1



Abundance Ion 276.00 (275.70 to 276.70): 5M1079
 Ion 138.00 (137.70 to 138.70): 5M1079



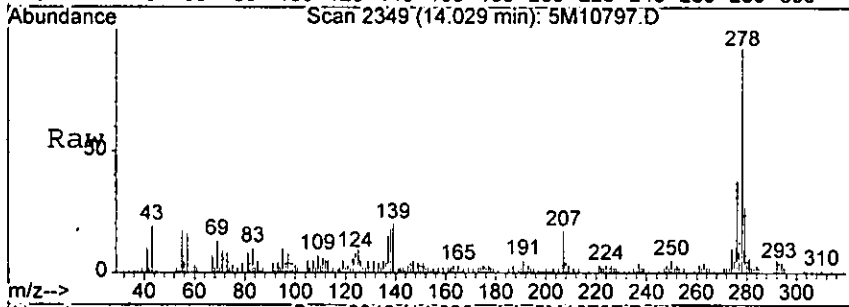
Wg 200



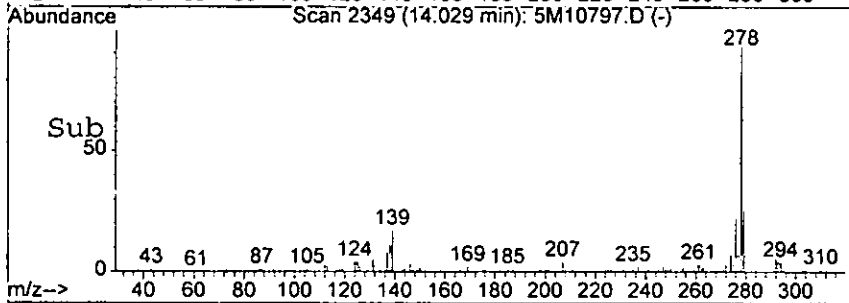
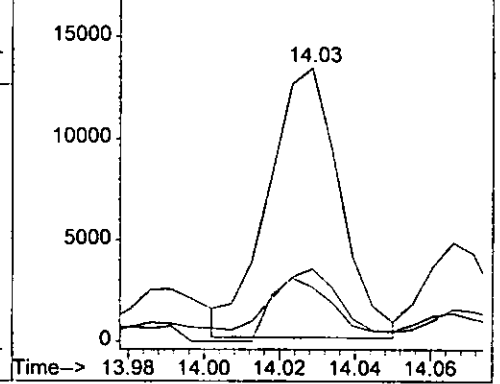
#94
 Dibenzo[a,h]anthracene
 Concen: 11.13 ng
 RT: 14.03 min Scan# 2349
 Delta R.T. -0.30 min
 Lab File: 5M10797.D
 Acq: 15 Sep 2005 17:41

1172

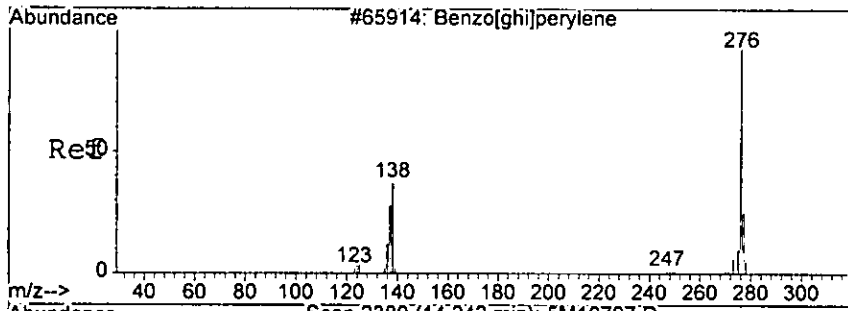
Tgt Ion	278	Resp	17529
Ion Ratio	100	Lower	Upper
139	21.4	0.0	66.7
279	25.0	0.0	62.7



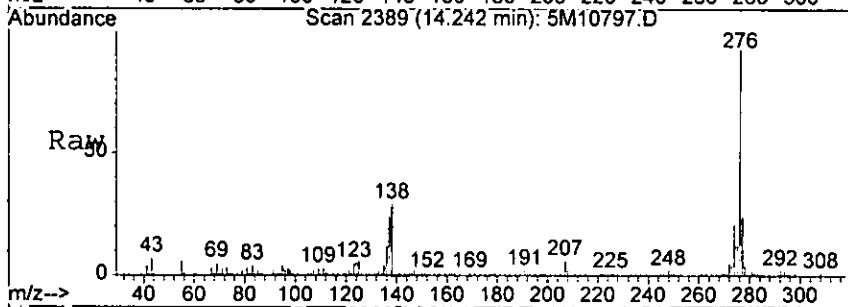
Abundance Ion 278.00 (277.70 to 278.70): 5M1079
 Ion 139.00 (138.70 to 139.70): 5M1079
 Ion 279.00 (278.70 to 279.70): 5M1079



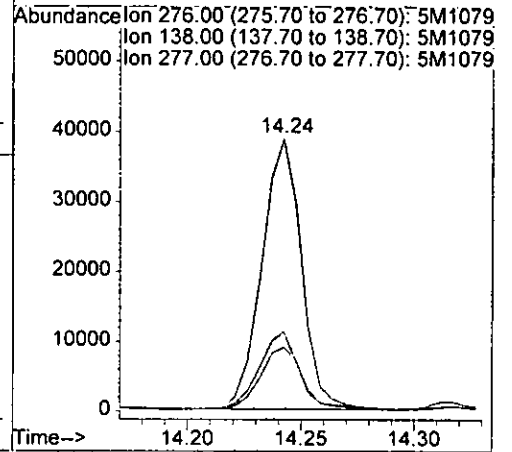
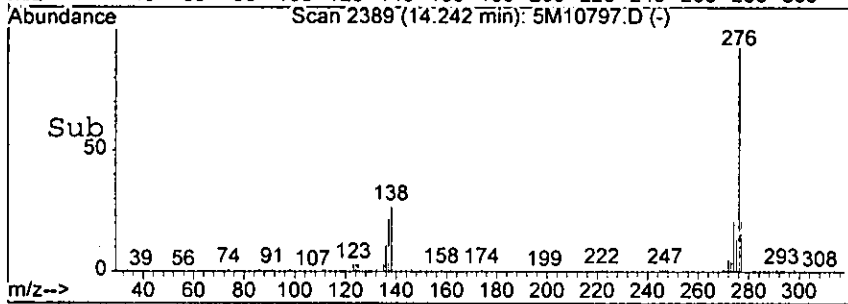
W9200



#95
 Benzo[g,h,i]perylene
 Concen: 29.71 ng
 RT: 14.24 min Scan# 2389
 Delta R.T. -0.32 min
 Lab File: 5M10797.D
 Acq: 15 Sep 2005 17:41



Tgt Ion	Resp	Lower	Upper
276	47063		
138	28.8	0.0	78.3
277	23.1	0.0	64.0



hoo

Form1

ORGANICS SEMIVOLATILE REPORT

1126

Sample Number: AC19506-020
 Client Id: PCTP69 (17.5)
 Data File: 5M10775.D
 Analysis Date: 09/15/05 09:46
 Date Rec/Extracted: 09/09/05-09/14/05

Matrix: Soil
 Initial Vol: 30g
 Final Vol: 1ml
 Dilution: 1
 Solids: 86

Units: mg/Kg

Cas #	Compound	RL	Conc	Cas #	Compound	RL	Conc
120-82-1	1,2,4-Trichlorobenzene	0.0068	U	205-99-2	Benzo[b]fluoranthene	0.011	U
95-50-1	1,2-Dichlorobenzene	0.016	U	191-24-2	Benzo[g,h,i]perylene	0.0056	U
122-66-7	1,2-Diphenylhydrazine	0.013	U	207-08-9	Benzo[k]fluoranthene	0.014	U
541-73-1	1,3-Dichlorobenzene	0.011	U	111-91-1	bis(2-Chloroethoxy)methan	0.0090	U
106-46-7	1,4-Dichlorobenzene	0.0068	U	111-44-4	bis(2-Chloroethyl)ether	0.017	U
95-95-4	2,4,5-Trichlorophenol	0.060	U	108-60-1	bis(2-chloroisopropyl)ether	0.0080	U
88-06-2	2,4,6-Trichlorophenol	0.029	U	117-81-7	bis(2-Ethylhexyl)phthalate	0.025	U
120-83-2	2,4-Dichlorophenol	0.052	U	85-68-7	Butylbenzylphthalate	0.010	U
105-67-9	2,4-Dimethylphenol	0.033	U	86-74-8	Carbazole	0.0074	U
51-28-5	2,4-Dinitrophenol	0.071	U	218-01-9	Chrysene	0.011	U
121-14-2	2,4-Dinitrotoluene	0.014	U	84-74-2	Di-n-butylphthalate	0.0078	U
606-20-2	2,6-Dinitrotoluene	0.017	U	117-84-0	Di-n-octylphthalate	0.013	U
91-58-7	2-Chloronaphthalene	0.0044	U	53-70-3	Dibenzo[a,h]anthracene	0.0071	U
95-57-8	2-Chlorophenol	0.071	U	132-64-9	Dibenzofuran	0.050	U
91-57-6	2-Methylnaphthalene	0.066	U	84-66-2	Diethylphthalate	0.0091	U
95-48-7	2-Methylphenol	0.14	U	131-11-3	Dimethylphthalate	0.0067	U
88-74-4	2-Nitroaniline	0.050	U	206-44-0	Fluoranthene	0.0064	U
88-75-5	2-Nitrophenol	0.048	U	86-73-7	Fluorene	0.0093	U
106-44-5	3&4-Methylphenol	0.14	U	118-74-1	Hexachlorobenzene	0.016	U
91-94-1	3,3'-Dichlorobenzidine	0.068	U	87-68-3	Hexachlorobutadiene	0.0095	U
99-09-2	3-Nitroaniline	0.098	U	77-47-4	Hexachlorocyclopentadiene	0.10	U
534-52-1	4,6-Dinitro-2-methylphenol	0.074	U	67-72-1	Hexachloroethane	0.013	U
101-55-3	4-Bromophenyl-phenylether	0.016	U	193-39-5	Indeno[1,2,3-cd]pyrene	0.0066	U
59-50-7	4-Chloro-3-methylphenol	0.078	U	78-59-1	Isophorone	0.21	U
106-47-8	4-Chloroaniline	0.26	U	621-64-7	N-Nitroso-di-n-propylamine	0.012	U
7005-72-3	4-Chlorophenyl-phenylether	0.011	U	62-75-9	N-Nitrosodimethylamine	0.43	U
100-01-6	4-Nitroaniline	0.058	U	86-30-6	n-Nitrosodiphenylamine	0.011	U
100-02-7	4-Nitrophenol	0.055	U	91-20-3	Naphthalene	0.0038	U
83-32-9	Acenaphthene	0.0064	U	98-95-3	Nitrobenzene	0.011	U
208-96-8	Acenaphthylene	0.0059	U	87-86-5	Pentachlorophenol	0.037	U
120-12-7	Anthracene	0.0077	U	85-01-8	Phenanthrene	0.0086	U
92-87-5	Benzidine	0.40	U	108-95-2	Phenol	0.064	U
56-55-3	Benzo[a]anthracene	0.0054	U	129-00-0	Pyrene	0.0089	U
50-32-8	Benzo[a]pyrene	0.0064	U				

Worksheet #: 19611

Total Target Concentration 0

U - Indicates the compound was analyzed but not detected.
 B - Indicates the analyte was found in the blank as well as in the sample.
 E - Indicates the analyte concentration exceeds the calibration range of the instrument.

R - Retention Time Out
 J - Indicates an estimated value when a compound is detected at less than the specified detection limit.

1125

Data File : G:\GcMsData\2005\Gcms_5\Data\09-15-05\5M10775.D Vial: 1
 Acq On : 15 Sep 2005 9:46 Operator: AHD
 Sample : AC19506-020 Inst : GCMS_5
 Misc : S,BNA Multiplr: 1.00
 MS Integration Params: RTEINT.P
 Quant Time: Sep 22 16:20 2005

Quant Results File: 5M_0817.RES

Quant Method : G:\GCMSDATA\2005\GCMS_5\METHODS\5M_0817.M (RTE Integrator)
 Title : @GCMS_5,mg,625,8270
 Last Update : Wed Aug 17 10:45:54 2005
 Response via : Initial Calibration
 DataAcq Meth : 5M_RUN5

Internal Standards	R.T.	QIon	Response	Conc	Units	Dev(Min)
1) 1,4-Dichlorobenzene-d4	4.82	152	19752	40.00	ng	-0.19
20) Naphthalene-d8	5.88	136	78461	40.00	ng	-0.18
36) Acenaphthene-d10	7.19	164	46913	40.00	ng	-0.20
61) Phenanthrene-d10	8.50	188	83369	40.00	ng	-0.24
77) Chrysene-d12	11.43	240	58974	40.00	ng	-0.29
88) Perylene-d12	13.00	264	44864	40.00	ng	-0.30

System Monitoring Compounds

4) 2-Fluorophenol	3.39	112	80278	129.32	ng	-0.27
Spiked Amount	200.000		Recovery	=	64.66%	
8) Phenol-d5	4.54	99	104349	127.25	ng	-0.18
Spiked Amount	200.000		Recovery	=	63.63%	
21) Nitrobenzene-d5	5.31	128	20785	62.32	ng	-0.18
Spiked Amount	100.000		Recovery	=	62.32%	
41) 2-Fluorobiphenyl	6.69	172	88797	57.88	ng	-0.17
Spiked Amount	100.000		Recovery	=	57.88%	
64) 2,4,6-Tribromophenol	7.85	330	22037	119.38	ng	-0.23
Spiked Amount	200.000		Recovery	=	59.69%	
80) Terphenyl-d14	10.25	244	98471	67.14	ng	-0.26
Spiked Amount	100.000		Recovery	=	67.14%	

Target Compounds

Qvalue

W2005

(#) = qualifier out of range (m) = manual integration

Quantitation Report

Data File : G:\GcMsData\2005\Gcms_5\Data\09-15-05\5M10775.D Vial: 103
Acq On : 15 Sep 2005 9:46 Operator: AHD
Sample : AC19506-020 Inst : GCMS_5
Misc : S,BNA Multiplr: 1.00
MS Integration Params: RTEINT.P
Quant Time: Sep 22 16:20 2005

Quant Results File: 5M_0817.RES

Method : G:\GCMSDATA\2005\GCMS_5\METHODS\5M_0817.M (RTE Integrator)
Title : @GCMS_5,mg,625,8270
Last Update : Wed Aug 17 10:45:54 2005
Response via : Initial Calibration

