

**Project # 5090918**  
**5 of 10**

## Form1

## ORGANICS SEMIVOLATILE REPORT

1127

Sample Number: AC19506-021(10X)  
 Client Id: PCTP64 (0.5)  
 Data File: 4M06116.D  
 Analysis Date: 09/14/05 13:38  
 Date Rec/Extracted: 09/09/05-09/13/05

Matrix: Soil  
 Initial Vol: 30g  
 Final Vol: 1ml  
 Dilution: 10  
 Solids: 90

Units: mg/Kg

Cas #	Compound	RL	Conc	Cas #	Compound	RL	Conc
120-82-1	1,2,4-Trichlorobenzene	0.10	U	205-99-2	Benzo[b]fluoranthene	0.11	15
95-50-1	1,2-Dichlorobenzene	0.17	U	191-24-2	Benzo[g,h,i]perylene	0.070	8.3
122-66-7	1,2-Diphenylhydrazine	0.11	U	207-08-9	Benzo[k]fluoranthene	0.12	5.3
541-73-1	1,3-Dichlorobenzene	0.16	U	111-91-1	bis(2-Chloroethoxy)methan	0.084	U
106-46-7	1,4-Dichlorobenzene	0.19	U	111-44-4	bis(2-Chloroethyl)ether	0.20	U
95-95-4	2,4,5-Trichlorophenol	5.0	U	108-60-1	bis(2-chloroisopropyl)ether	0.12	U
88-06-2	2,4,6-Trichlorophenol	9.0	U	117-81-7	bis(2-Ethylhexyl)phthalat	0.33	0.85
120-83-2	2,4-Dichlorophenol	0.60	U	85-68-7	Butylbenzylphthalate	0.15	0.70
105-67-9	2,4-Dimethylphenol	0.51	U	86-74-8	Carbazole	0.11	0.87
51-28-5	2,4-Dinitrophenol	2.5	U	218-01-9	Chrysene	0.077	10
121-14-2	2,4-Dinitrotoluene	0.14	U	84-74-2	Di-n-butylphthalate	0.083	U
606-20-2	2,6-Dinitrotoluene	0.15	U	117-84-0	Di-n-octylphthalate	0.087	U
91-58-7	2-Chloronaphthalene	0.10	U	53-70-3	Dibenzo[a,h]anthracene	0.13	2.7
95-57-8	2-Chlorophenol	0.76	U	132-64-9	Dibenzofuran	0.47	0.46 J
91-57-6	2-Methylnaphthalene	0.48	U	84-66-2	Diethylphthalate	0.10	U
95-48-7	2-Methylphenol	1.8	U	131-11-3	Dimethylphthalate	0.084	U
88-74-4	2-Nitroaniline	0.26	U	206-44-0	Fluoranthene	0.11	18
88-75-5	2-Nitrophenol	0.43	U	86-73-7	Fluorene	0.094	0.97
106-44-5	3&4-Methylphenol	2.0	U	118-74-1	Hexachlorobenzene	0.17	U
91-94-1	3,3'-Dichlorobenzidine	0.81	U	87-68-3	Hexachlorobutadiene	0.16	U
99-09-2	3-Nitroaniline	1.5	U	77-47-4	Hexachlorocyclopentadiene	0.98	U
534-52-1	4,6-Dinitro-2-methylphenol	0.70	U	67-72-1	Hexachloroethane	0.28	U
101-55-3	4-Bromophenyl-phenylether	0.14	U	193-39-5	Indeno[1,2,3-cd]pyrene	0.051	7.0
59-50-7	4-Chloro-3-methylphenol	0.94	U	78-59-1	Isophorone	0.11	U
106-47-8	4-Chloroaniline	2.9	U	621-64-7	N-Nitroso-di-n-propylamine	0.18	U
7005-72-3	4-Chlorophenyl-phenylether	0.17	U	62-75-9	N-Nitrosodimethylamine	4.4	U
100-01-6	4-Nitroaniline	0.91	U	86-30-6	n-Nitrosodiphenylamine	0.18	U
100-02-7	4-Nitrophenol	0.66	U	91-20-3	Naphthalene	0.087	0.43
83-32-9	Acenaphthene	0.15	0.41	98-95-3	Nitrobenzene	0.15	U
208-96-8	Acenaphthylene	0.086	1.2	87-86-5	Pentachlorophenol	0.46	U
120-12-7	Anthracene	0.097	2.6	85-01-8	Phenanthrene	0.085	10
92-87-5	Benzidine	0.84	U	108-95-2	Phenol	0.56	U
56-55-3	Benzo[a]anthracene	0.065	10	129-00-0	Pyrene	0.086	22
50-32-8	Benzo[a]pyrene	0.085	10				

Worksheet #: 19611

Total Target Concentration 126.79

U - Indicates the compound was analyzed but not detected.  
 B - Indicates the analyte was found in the blank as well as in the sample.  
 E - Indicates the analyte concentration exceeds the calibration range of the instrument.

R - Retention Time Out  
 J - Indicates an estimated value when a compound is detected at less than the specified detection limit.

Data File : G:\GcMsData\2005\Gcms\_4\Data\09-14-05\4M06116.D Vial: 11  
 Acq On : 14 Sep 2005 13:38 Operator: AHD  
 Sample : AC19506-021(10X) Inst : GCMS\_4  
 Misc : S,BN:10 Multiplr: 1.00  
 MS Integration Params: RTEINT.P  
 Quant Time: Sep 22 16:21 2005 Quant Results File: 4M\_0901.RES

Quant Method : G:\GCMSDATA\2005\GCMS\_4\METHODS\4M\_0901.M (RTE Integrator)  
 Title : @GCMS\_4,mg,625,8270  
 Last Update : Fri Sep 02 08:08:19 2005  
 Response via : Initial Calibration  
 DataAcq Meth : 4M\_0901

Internal Standards	R.T.	QIon	Response	Conc	Units	Dev (Min)
1) 1,4-Dichlorobenzene-d4	4.54	152	69674	40.00	ng	-0.14
19) Naphthalene-d8	5.53	136	224889	40.00	ng	-0.14
35) Acenaphthene-d10	7.03	164	106342	40.00	ng	-0.17
59) Phenanthrene-d10	8.58	188	151178	40.00	ng	-0.21
72) Chrysene-d12	11.72	240	77508	40.00	ng	-0.24
81) Perylene-d12	13.52	264	40554	40.00	ng	-0.27

## System Monitoring Compounds

4) 2-Fluorophenol	3.34	112	33203	15.52	ng	-0.16	
Spiked Amount	200.000		Recovery	=	7.76%		
7) Phenol-d5	4.27	99	47466	17.55	ng	-0.13	
Spiked Amount	200.000		Recovery	=	8.78%		
20) Nitrobenzene-d5	4.99	128	7196	6.12	ng	-0.14	
Spiked Amount	100.000		Recovery	=	6.12%		
40) 2-Fluorobiphenyl	6.42	172	32172	8.57	ng	-0.16	
Spiked Amount	100.000		Recovery	=	8.57%		
62) 2,4,6-Tribromophenol	7.84	332	10138	16.77	ng	-0.20	
Spiked Amount	200.000		Recovery	=	8.39%		
75) Terphenyl-d14	10.48	244	23023	10.91	ng	-0.22	
Spiked Amount	100.000		Recovery	=	10.91%		

## Target Compounds

Target Compounds	R.T.	QIon	Response	Conc	Units	Qvalue
29) Naphthalene	5.55	128	6755	1.15	ng	86
46) Acenaphthylene	6.89	152	15299	3.17	ng	95
49) Acenaphthene	7.06	153	3631	1.11	ng	98
52) Dibenzofuran	7.23	168	5601	1.23	ng	91
55) Fluorene	7.58	166	8215	2.61	ng	99
67) Phenanthrene	8.62	178	109477	27.53	ng	99
68) Anthracene	8.67	178	29931	6.89	ng	99
69) Carbazole	8.88	167	9472	2.34	ng	95
71) Fluoranthene	9.99	202	220132	49.30	ng	96
73) Pyrene	10.24	202	178895	60.11	ng	99
76) Butylbenzylphthalate	11.10	149	3181	1.90	ng	90
78) Benzo[a]anthracene	11.70	228	73488	28.05	ng	93
79) Chrysene	11.75	228	66603	27.73	ng	96
80) bis(2-Ethylhexyl)phthalate	11.87	149	5367	2.29	ng	88
83) Benzo[b]fluoranthene	13.06	252	68800m	39.80	ng	
84) Benzo[k]fluoranthene	13.09	252	22737m	14.35	ng	
85) Benzo[a]pyrene	13.45	252	39862	26.94	ng	92
86) Indeno[1,2,3-cd]pyrene	14.75	276	26524	18.91	ng	100
87) Dibenzo[a,h]anthracene	14.77	278	8203	7.28	ng	80

(#) = qualifier out of range (m) = manual integration

*Handwritten signature*

Data File : G:\GcMsData\2005\Gcms\_4\Data\09-14-05\4M06116.D Vial: 11  
 Acq On : 14 Sep 2005 13:38 Operator: AHD  
 Sample : AC19506-021(10X) Inst : GCMS\_4  
 Misc : S,BN:10 Multiplr: 1.00  
 MS Integration Params: RTEINT.P  
 Quant Time: Sep 22 16:21 2005 Quant Results File: 4M\_0901.RES

Quant Method : G:\GCMSDATA\2005\GCMS\_4\METHODS\4M\_0901.M (RTE Integrator)  
 Title : @GCMS\_4,mg,625,8270  
 Last Update : Fri Sep 02 08:08:19 2005  
 Response via : Initial Calibration  
 DataAcq Meth : 4M\_0901

Compound	R.T.	QIon	Response	Conc	Unit	Qvalue
88) Benzo[g,h,i]perylene	15.03	276	24415	22.54	ng	99

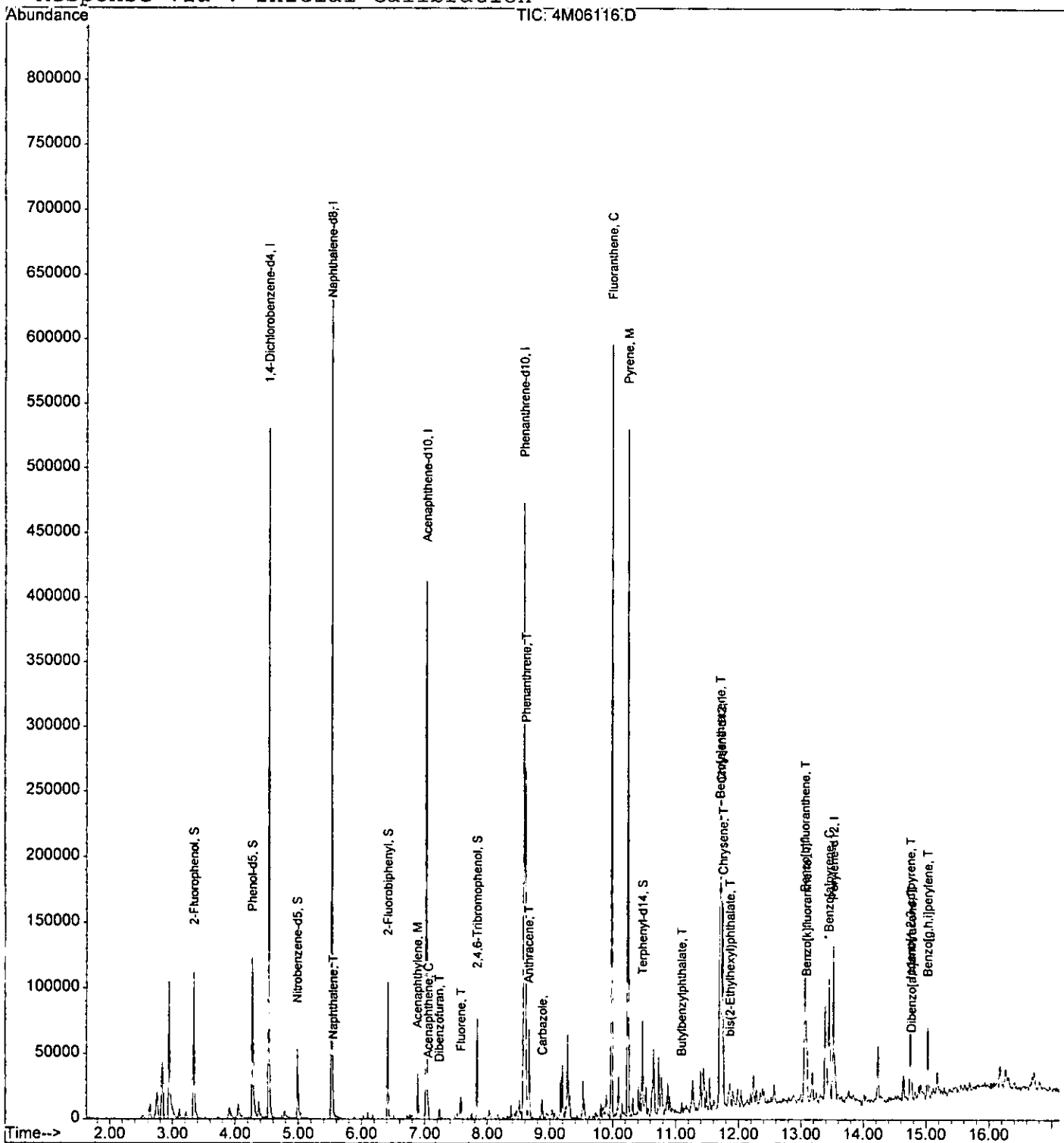
-----  
 (#) = qualifier out of range (m) = manual integration

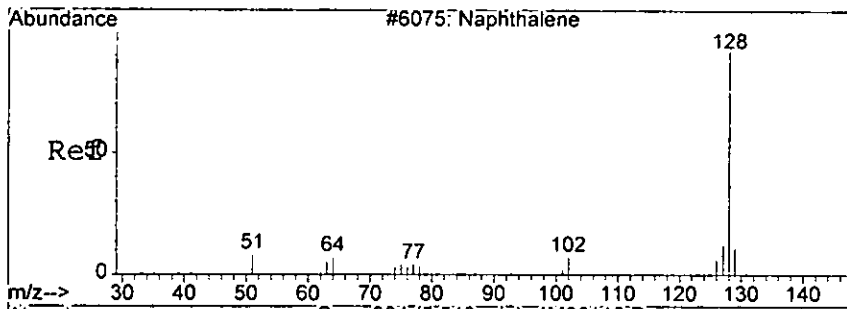
Quantitation Report

Data File : G:\GcMsData\2005\Gcms\_4\Data\09-14-05\4M06116.D Vial: 11  
 Acq On : 14 Sep 2005 13:38 Operator: AHD  
 Sample : AC19506-021(10X) Inst : GCMS\_4  
 Misc : S,BN:10 Multiplr: 1.00  
 MS Integration Params: RTEINT.P  
 Quant Time: Sep 22 16:21 2005

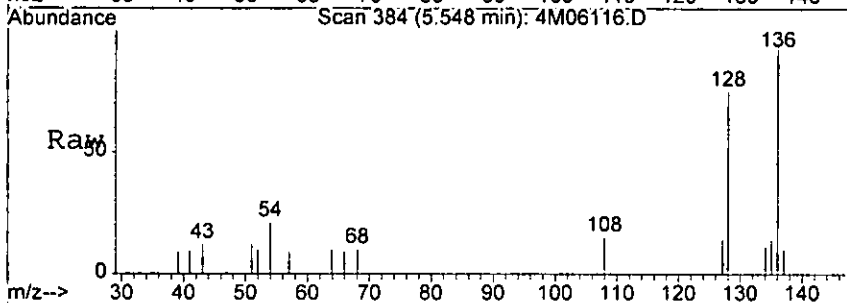
Quant Results File: 4M\_0901.RES

Method : G:\GCMSDATA\2005\GCMS\_4\METHODS\4M\_0901.M (RTE Integrator)  
 Title : @GCMS\_4,mg,625,8270  
 Last Update : Thu Sep 01 11:26:24 2005  
 Response via : Initial Calibration



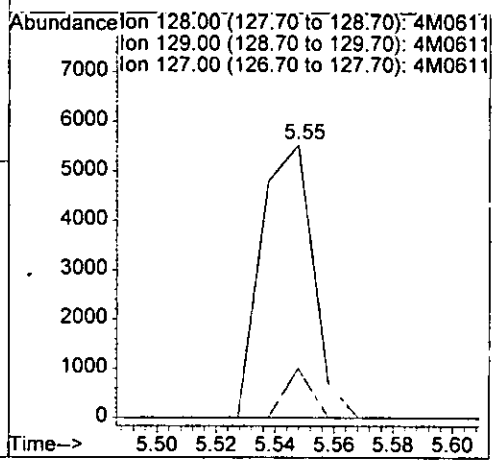
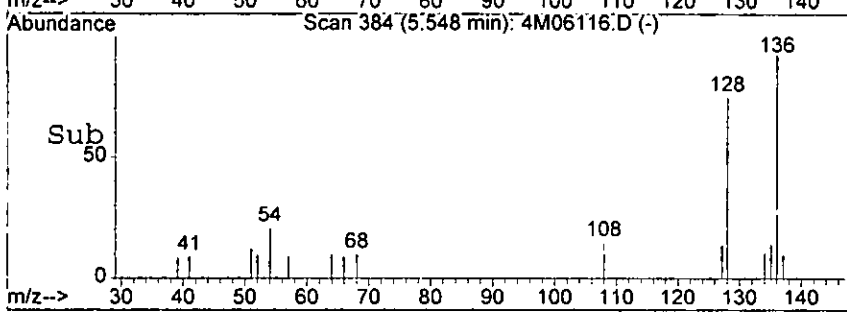


#29  
 Naphthalene  
 Concen: 1.15 ng  
 RT: 5.55 min Scan# 384  
 Delta R.T. -0.14 min  
 Lab File: 4M06116.D  
 Acq: 14 Sep 2005 13:38

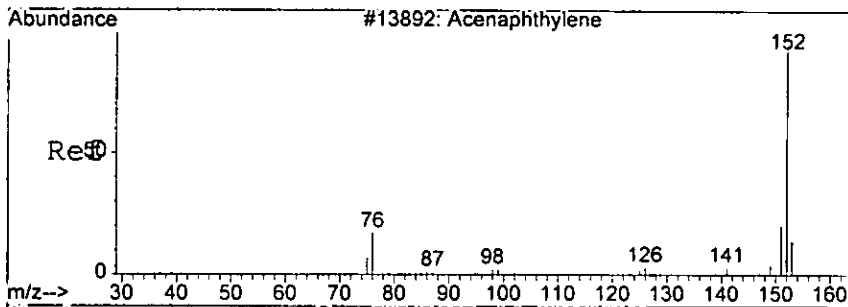


Tgt Ion: 128 Resp: 6755

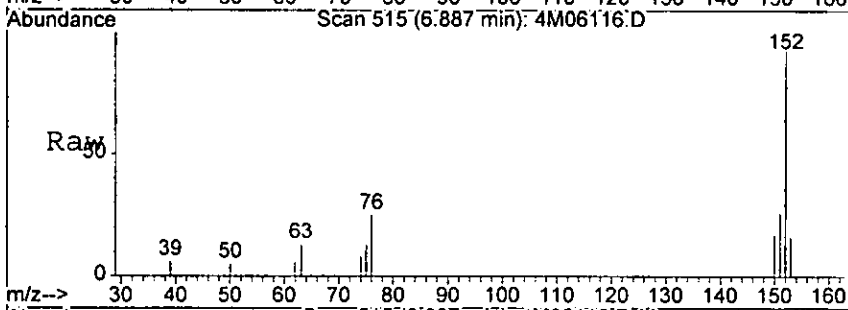
Ion	Ratio	Lower	Upper
128	100		
129	0.0	0.0	51.8
127	18.1	0.0	57.0



*havar*

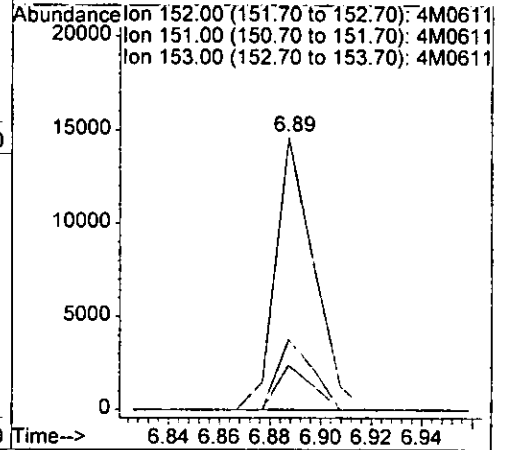
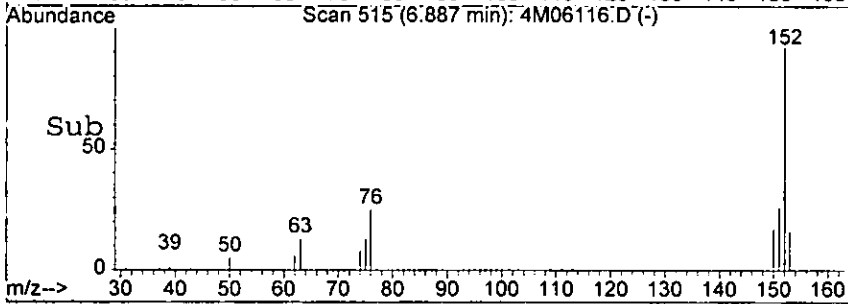


#46  
 Acenaphthylene  
 Concen: 3.17 ng  
 RT: 6.89 min Scan# 515  
 Delta R.T. -0.18 min  
 Lab File: 4M06116.D  
 Acq: 14 Sep 2005 13:38

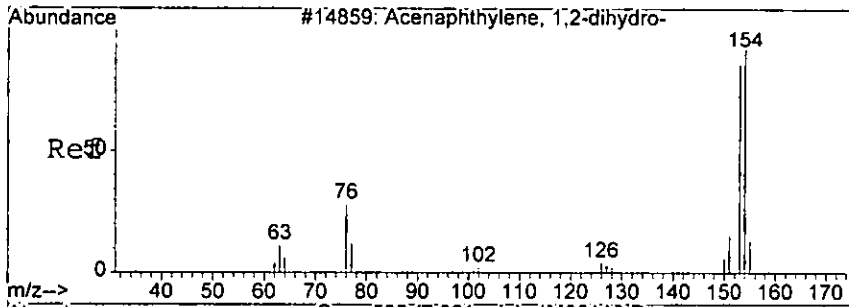


Tgt Ion: 152 Resp: 15299

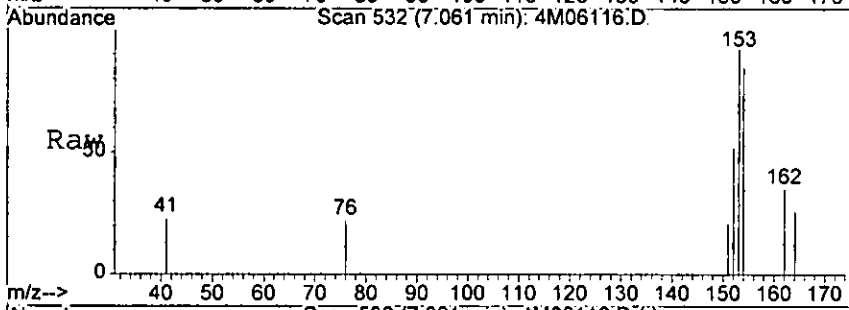
Ion	Ratio	Lower	Upper
152	100		
151	25.8	0.0	63.6
153	16.4	0.0	53.8



*Handwritten signature*

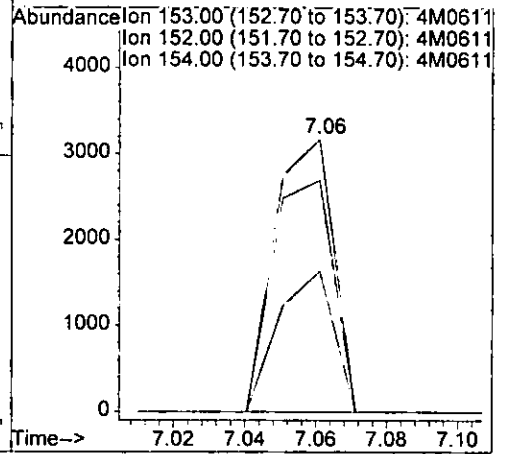
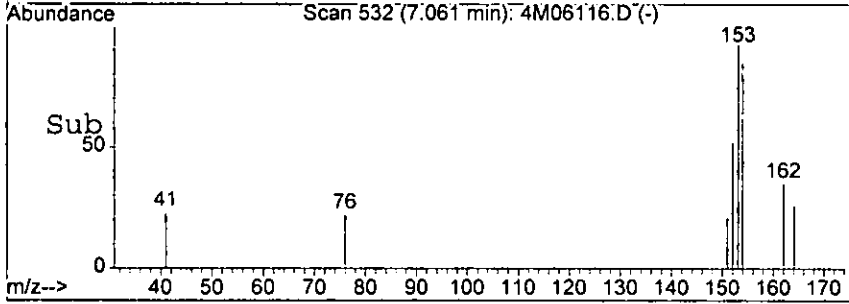


#49  
 Acenaphthene  
 Concn: 1.11 ng  
 RT: 7.06 min Scan# 532  
 Delta R.T. -0.19 min  
 Lab File: 4M06116.D  
 Acq: 14 Sep 2005 13:38



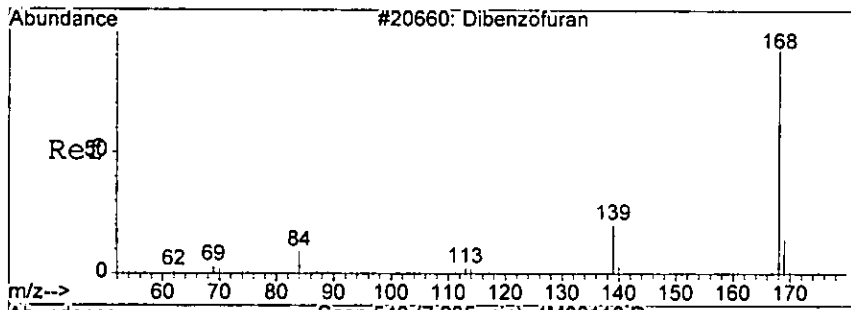
Tgt Ion: 153 Resp: 3631

Ion	Ratio	Lower	Upper
153	100		
152	51.6	8.3	88.3
154	85.0	45.1	125.1



*Handwritten signature*

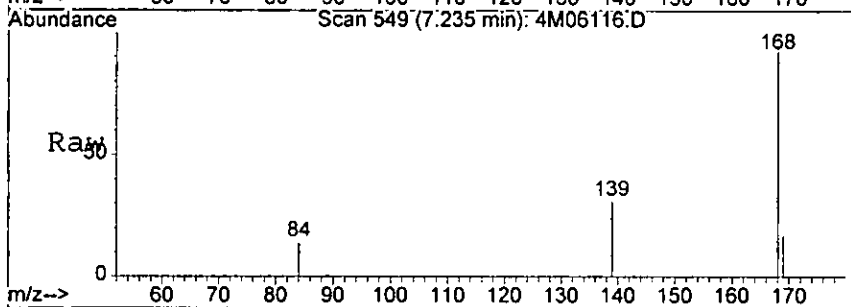




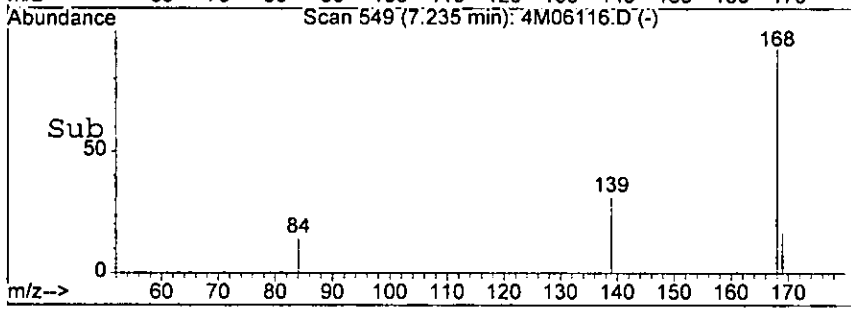
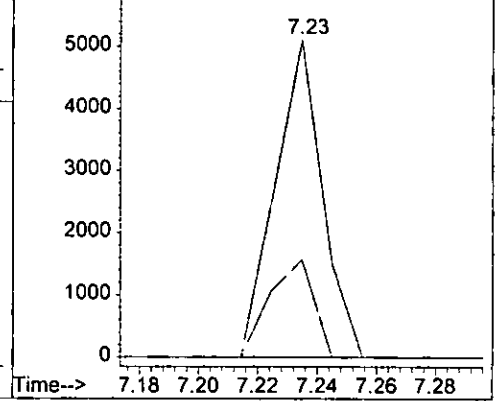
#52  
 Dibenzofuran  
 Concn: 1.23 ng  
 RT: 7.23 min Scan# 549  
 Delta R.T. -0.19 min  
 Lab File: 4M06116.D  
 Acq: 14 Sep 2005 13:38

113A

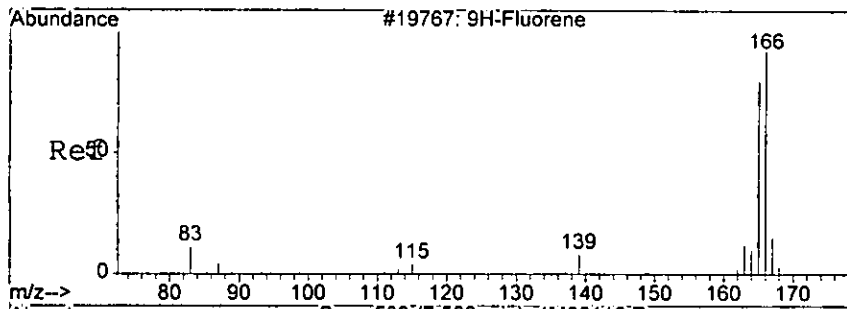
Tgt Ion: 168 Resp: 5601  
 Ion Ratio Lower Upper  
 168 100  
 139 30.6 6.0 66.0



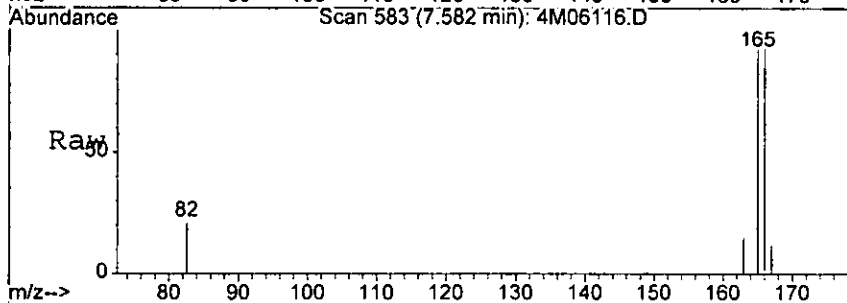
Abundance Ion 168.00 (167.70 to 168.70): 4M06116.D  
 6000 Ion 139.00 (138.70 to 139.70): 4M06116.D



*Handwritten signature*

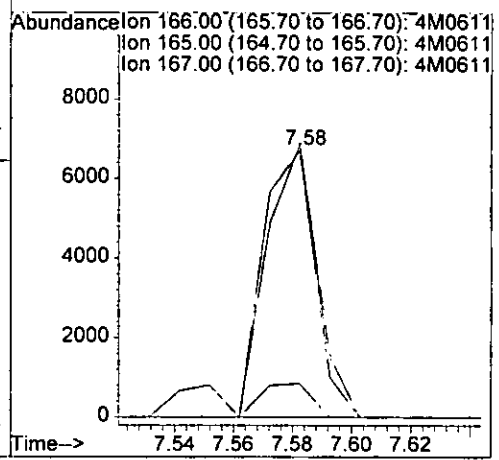
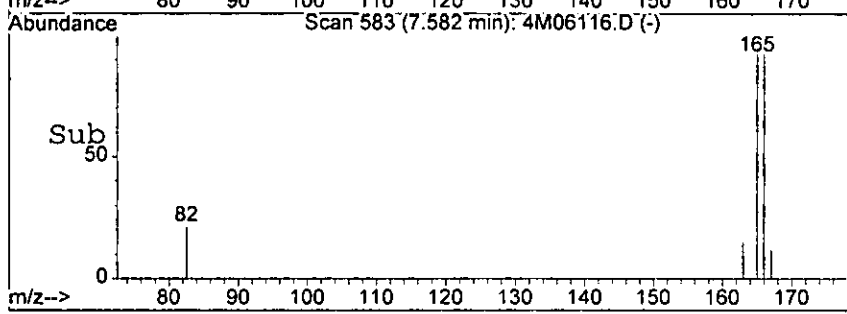


#55  
 Fluorene  
 Concen: 2.61 ng  
 RT: 7.58 min Scan# 583  
 Delta R.T. -0.18 min  
 Lab File: 4M06116.D  
 Acq: 14 Sep 2005 13:38

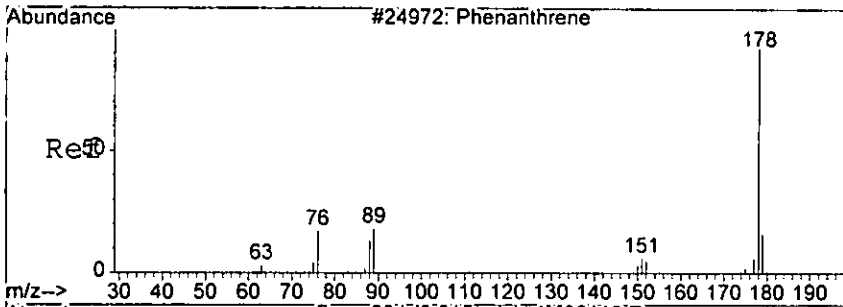


Tgt Ion: 166 Resp: 8215

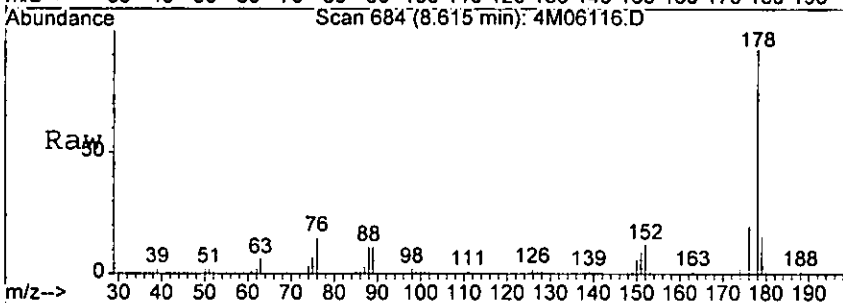
Ion	Ratio	Lower	Upper
166	100		
165	102.6	63.3	143.3
167	12.7	0.0	54.6



*handwritten signature*

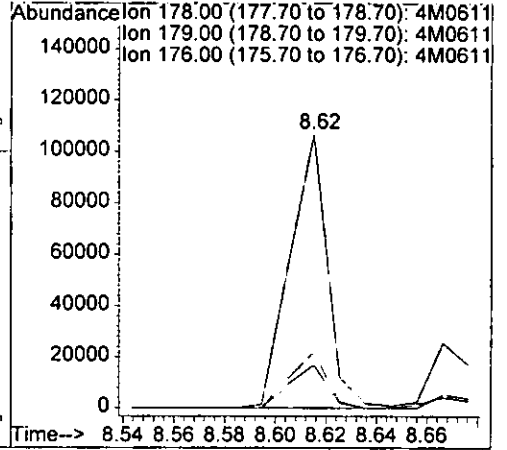
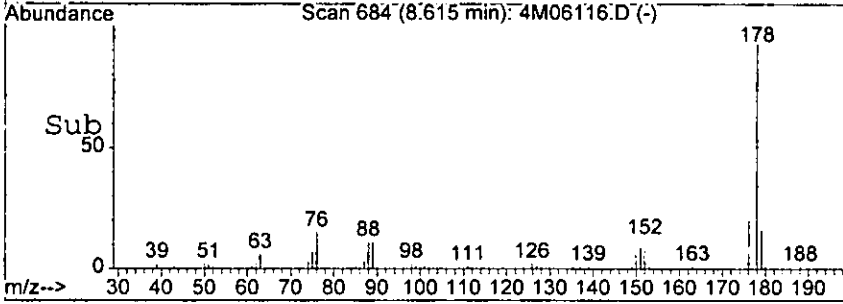


#67  
 Phenanthrene  
 Concen: 27.53 ng  
 RT: 8.62 min Scan# 684  
 Delta R.T. -0.20 min  
 Lab File: 4M06116.D  
 Acq: 14 Sep 2005 13:38

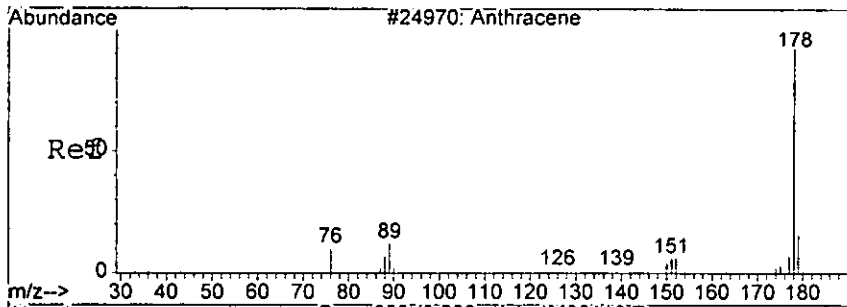


Tgt Ion: 178 Resp: 109477

Ion	Ratio	Lower	Upper
178	100		
179	15.8	0.0	56.6
176	20.5	0.0	60.5

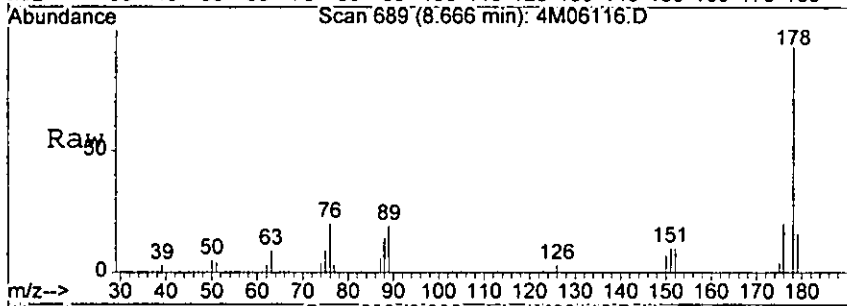


*handwritten signature*

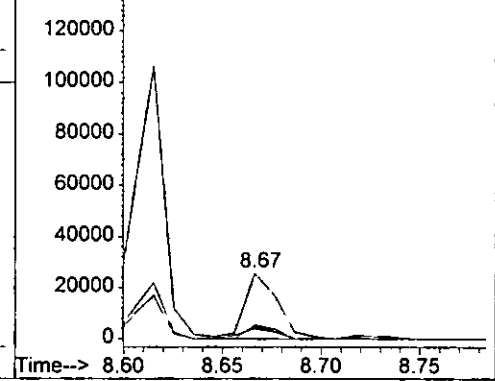
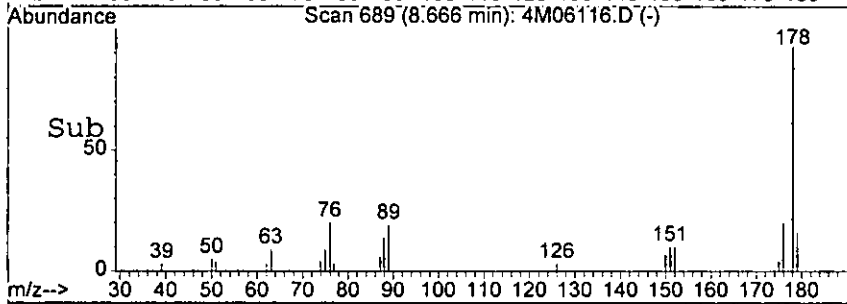


#68  
 Anthracene  
 Concen: 6.89 ng  
 RT: 8.67 min Scan# 689  
 Delta R.T. -0.20 min  
 Lab File: 4M06116.D  
 Acq: 14 Sep 2005 13:38

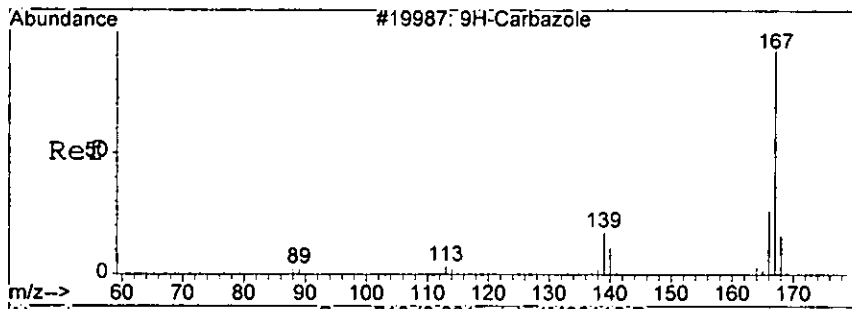
Tgt Ion	Resp	Lower	Upper
178	29931	100	
179	15.9	0.0	56.6
176	20.4	0.0	60.2



Abundance  
 Ion 178.00 (177.70 to 178.70): 4M0611  
 Ion 179.00 (178.70 to 179.70): 4M0611  
 Ion 176.00 (175.70 to 176.70): 4M0611



*12/22*

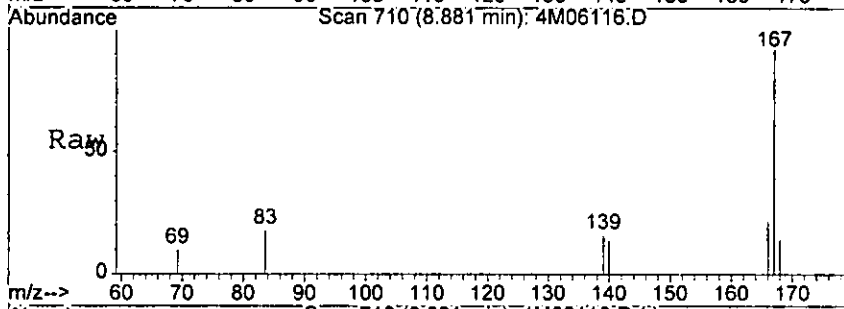


#69  
 Carbazole  
 Concen: 2.34 ng  
 RT: 8.88 min Scan# 710  
 Delta R.T. -0.20 min  
 Lab File: 4M06116.D  
 Acq: 14 Sep 2005 13:38

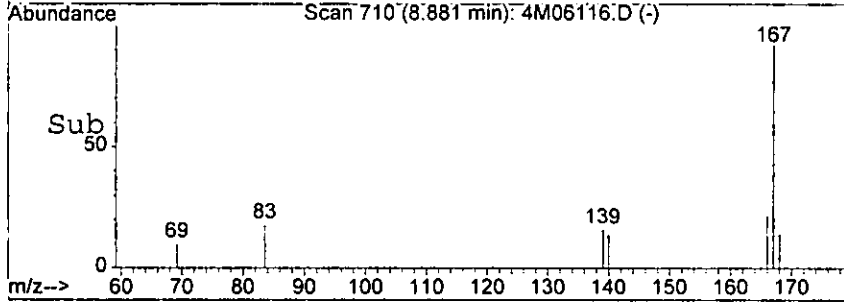
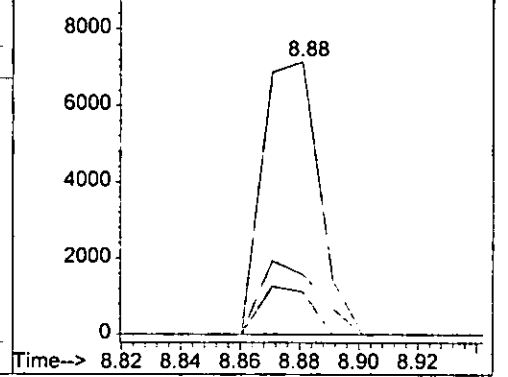
1138

Tgt Ion: 167 Resp: 9472

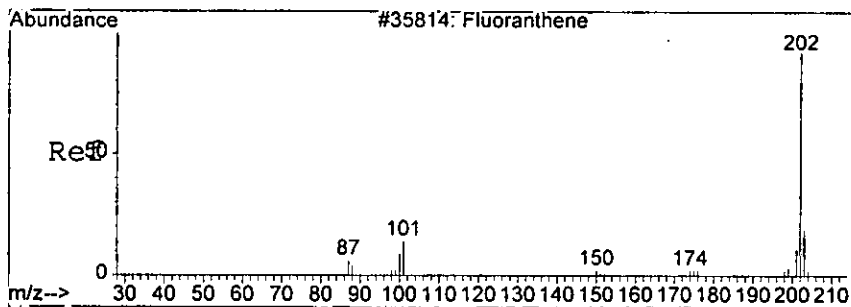
Ion	Ratio	Lower	Upper
167	100		
166	22.1	4.9	44.9
139	15.6	0.0	33.9



Abundance Ion 167.10 (166.80 to 167.80): 4M0611  
 Ion 166.20 (165.90 to 166.90): 4M0611  
 Ion 139.05 (138.75 to 139.75): 4M0611



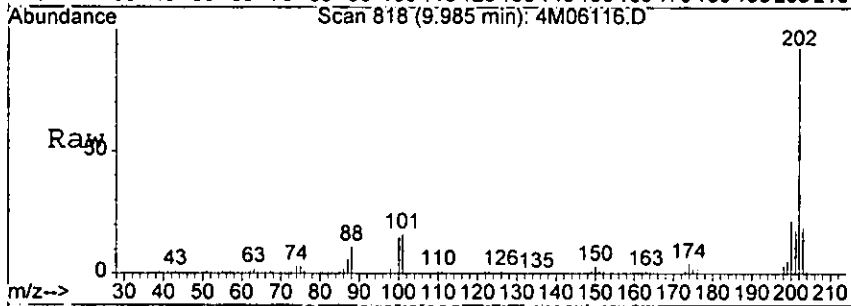
*handwritten signature*



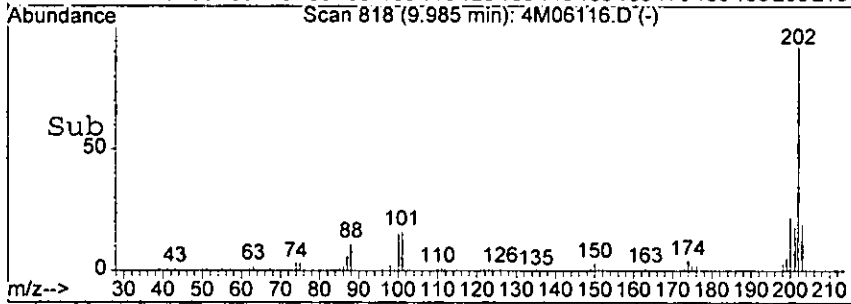
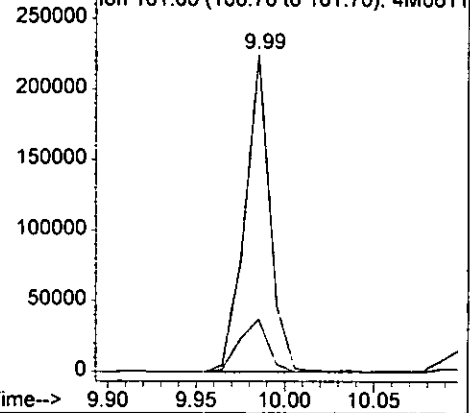
#71  
 Fluoranthene  
 Concen: 49.30 ng  
 RT: 9.99 min Scan# 818  
 Delta R.T. -0.22 min  
 Lab File: 4M06116.D  
 Acq: 14 Sep 2005 13:38

1139

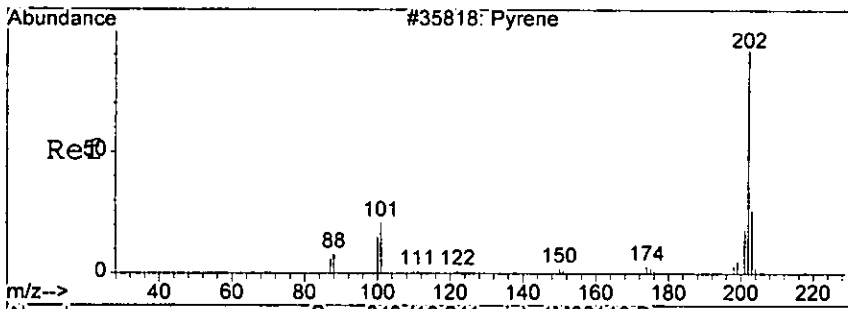
Tgt Ion:202 Resp: 220132  
 Ion Ratio Lower Upper  
 202 100  
 101 16.5 0.0 58.3



Abundance Ion 202.00 (201.70 to 202.70): 4M0611  
 Ion 101.00 (100.70 to 101.70): 4M0611

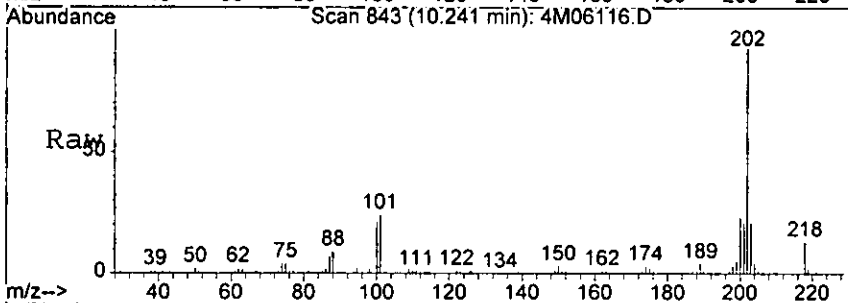


*handwritten signature*

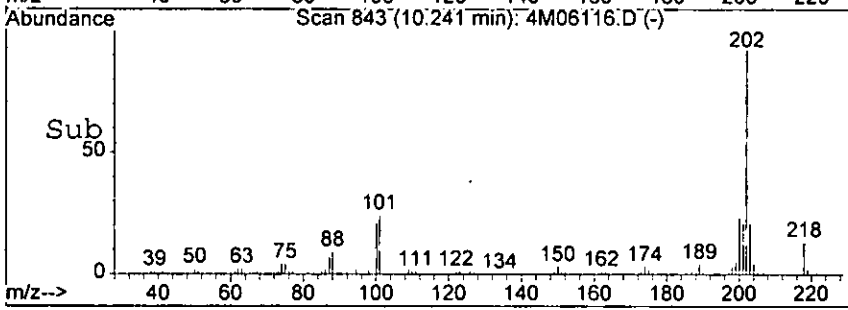
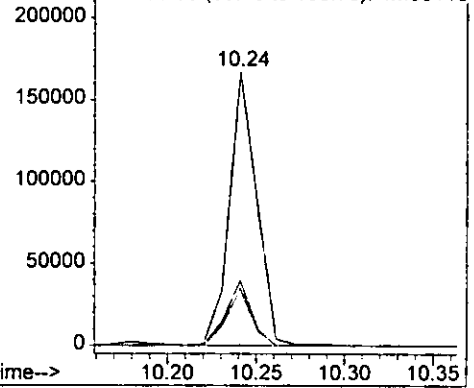


#73  
 Pyrene  
 Concen: 60.11 ng  
 RT: 10.24 min Scan# 843  
 Delta R.T. -0.22 min  
 Lab File: 4M06116.D  
 Acq: 14 Sep 2005 13:38

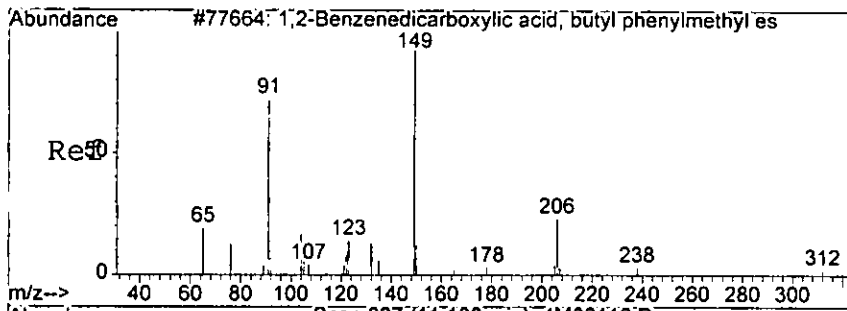
Tgt Ion	Ratio	Resp	Lower	Upper
202	100	178895		
101	23.6		0.0	62.7
100	20.9		0.0	60.5



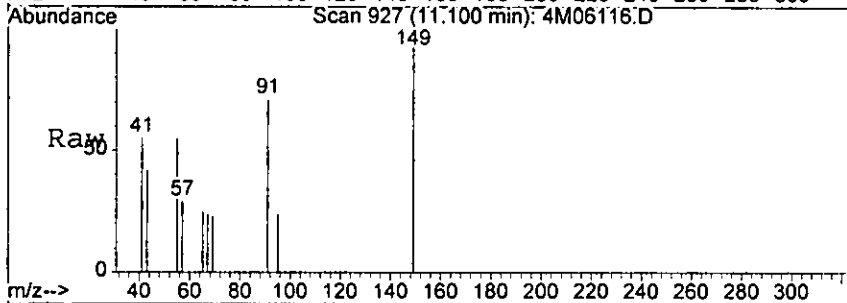
Abundance Ion 202.00 (201.70 to 202.70): 4M06116.D  
 Ion 101.00 (100.70 to 101.70): 4M06116.D  
 Ion 100.00 (99.70 to 100.70): 4M06116.D



*Handwritten signature*

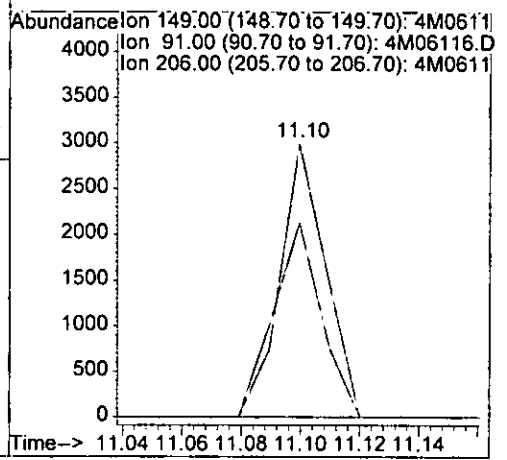
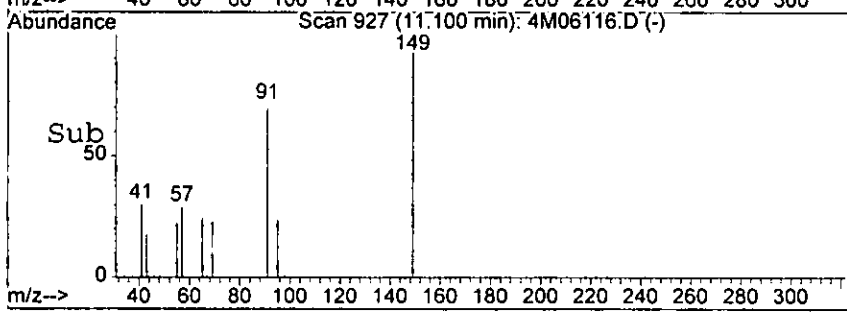


#76  
 Butylbenzylphthalate  
 Concn: 1.90 ng  
 RT: 11.10 min Scan# 927  
 Delta R.T. -0.22 min  
 Lab File: 4M06116.D  
 Acq: 14 Sep 2005 13:38



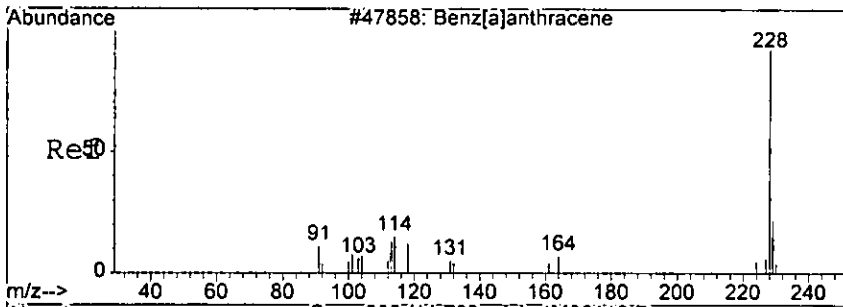
Tgt Ion: 149 Resp: 3181

Ion	Ratio	Lower	Upper
149	100		
91	71.0	35.6	115.6
206	0.0	0.0	54.4



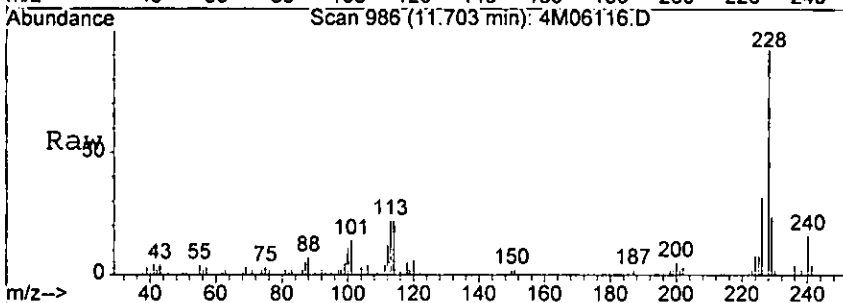
*hgs*





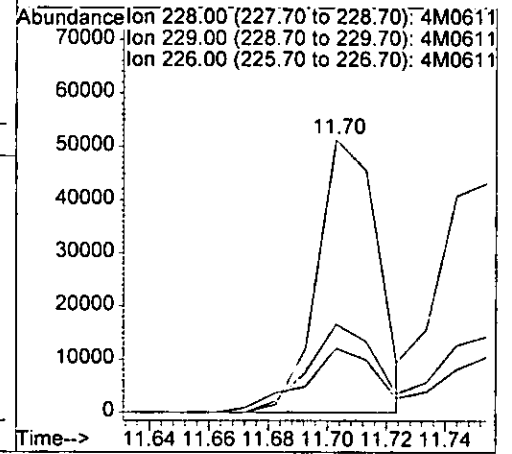
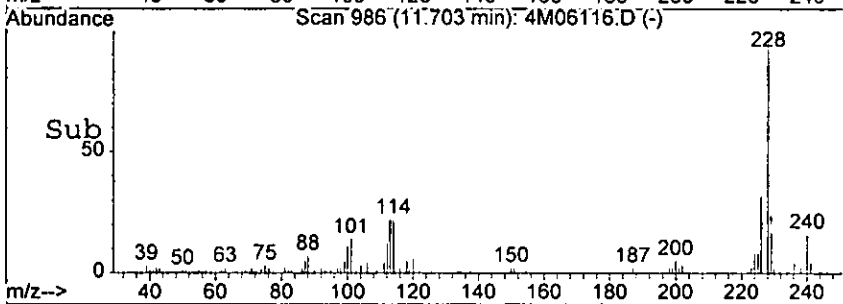
#78  
 Benzo[a]anthracene  
 Concen: 28.05 ng  
 RT: 11.70 min Scan# 986  
 Delta R.T. -0.25 min  
 Lab File: 4M06116.D  
 Acq: 14 Sep 2005 13:38

1172

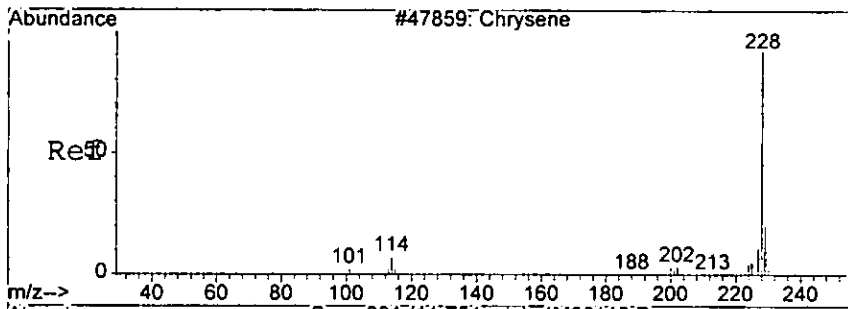


Tgt Ion: 228 Resp: 73488

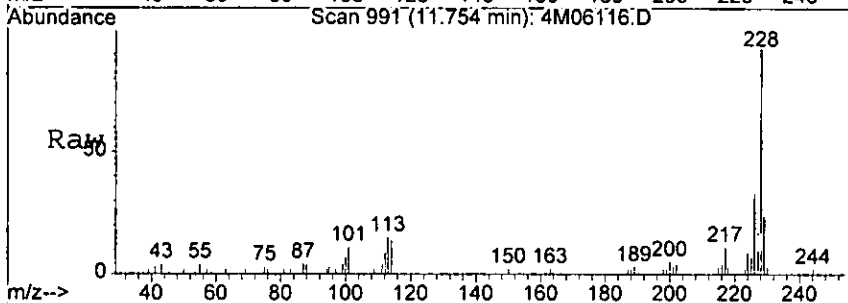
Ion	Ratio	Lower	Upper
228	100		
229	23.7	0.0	60.5
226	32.5	0.0	69.0



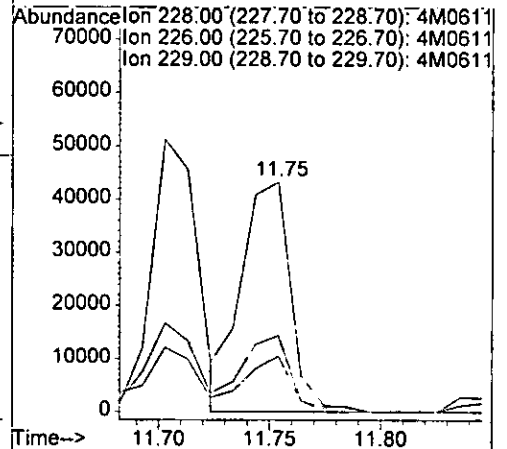
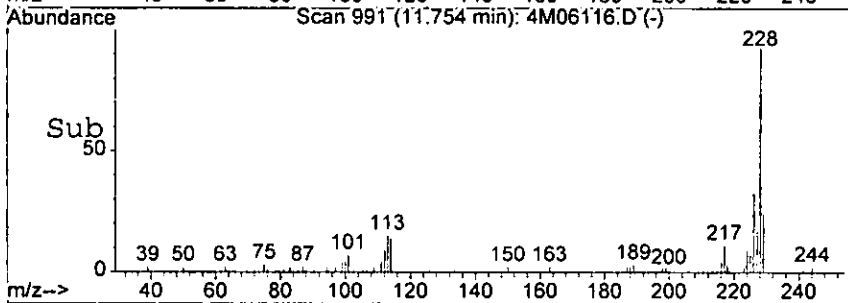
*handwritten signature*



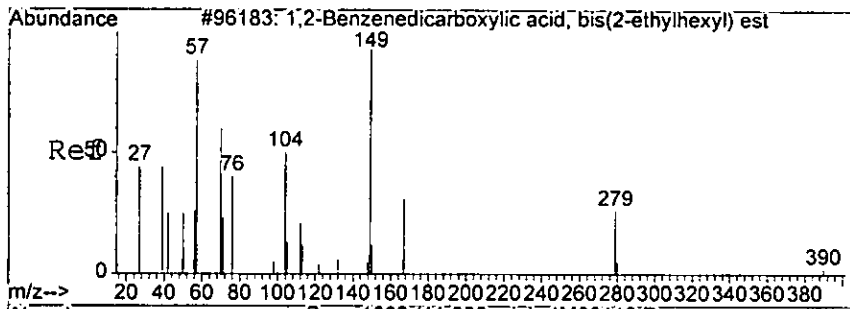
#79  
 Chrysene  
 Concen: 27.73 ng  
 RT: 11.75 min Scan# 994  
 Delta R.T. -0.24 min  
 Lab File: 4M06116.D  
 Acq: 14 Sep 2005 13:38



Tgt Ion	228	226	229	Resp:	66603	Lower	Upper
Ion Ratio	100	33.2	24.1			12.0	52.0
						0.0	61.1

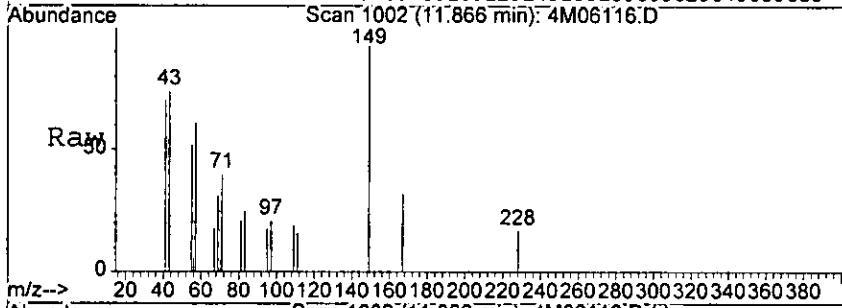


*handwritten signature*

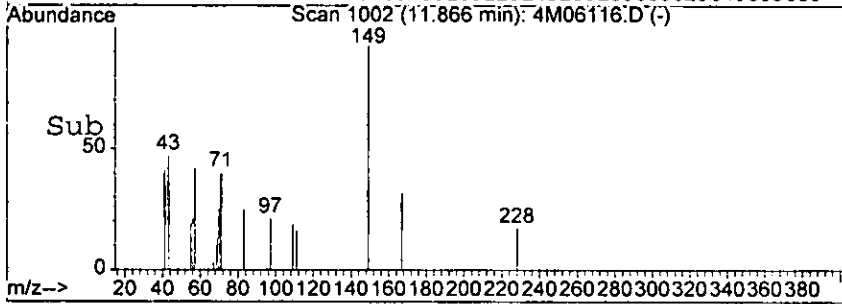
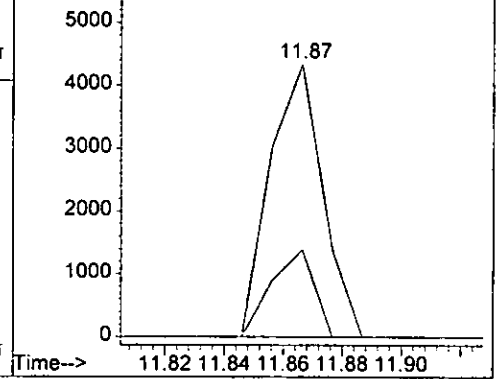


#80  
 bis(2-Ethylhexyl)phthalate  
 Concen: 2.29 ng  
 RT: 11.87 min Scan# 1002  
 Delta R.T. -0.23 min  
 Lab File: 4M06116.D  
 Acq: 14 Sep 2005 13:38

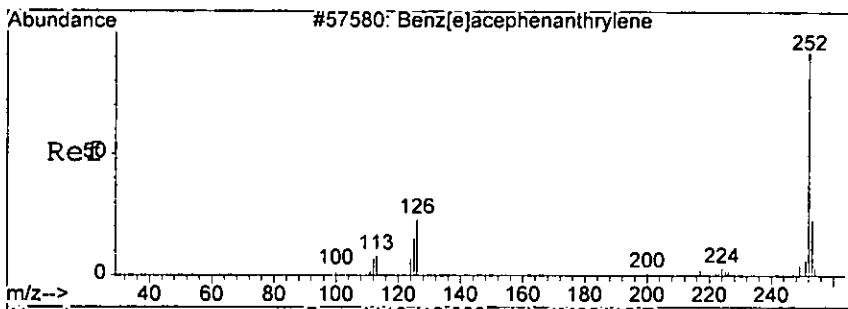
Tgt Ion	Ratio	Lower	Upper
149	100		
167	32.1	0.0	53.9
279	0.0	0.0	43.5



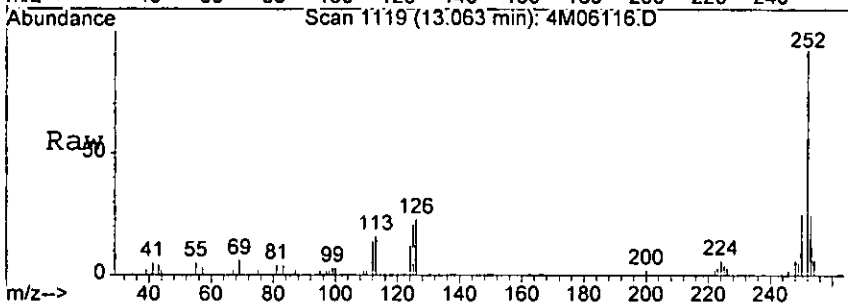
Abundance Ion 149.00 (148.70 to 149.70): 4M0611  
 Ion 167.00 (166.70 to 167.70): 4M0611  
 Ion 279.00 (278.70 to 279.70): 4M0611



h900

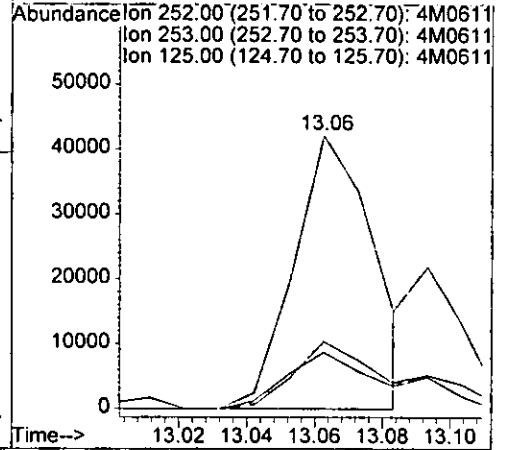
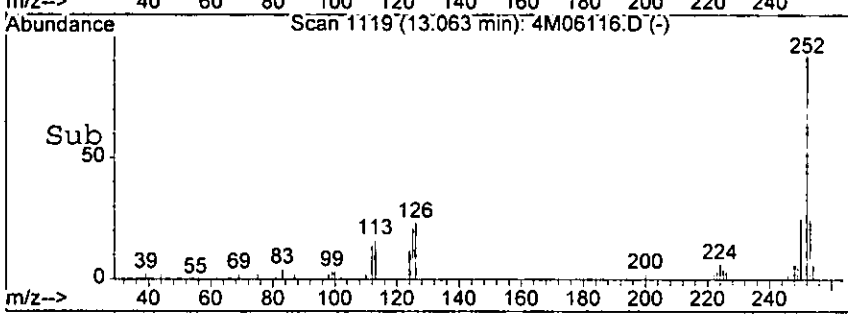


#83  
 Benzo [b] fluoranthene  
 Concen: 39.80 ng m  
 RT: 13.06 min Scan# 1119  
 Delta R.T. -0.26 min  
 Lab File: 4M06116.D  
 Acq: 14 Sep 2005 13:38

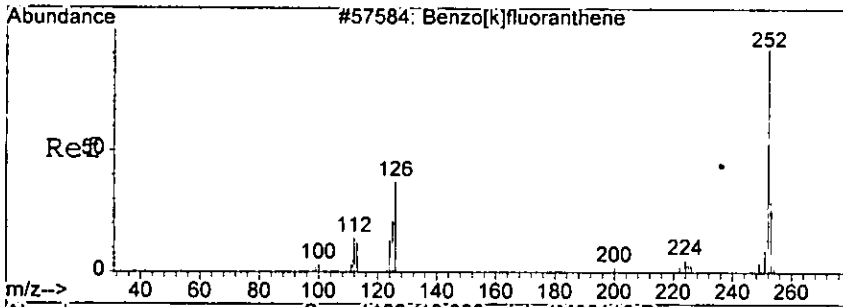


Tgt Ion: 252 Resp: 68800

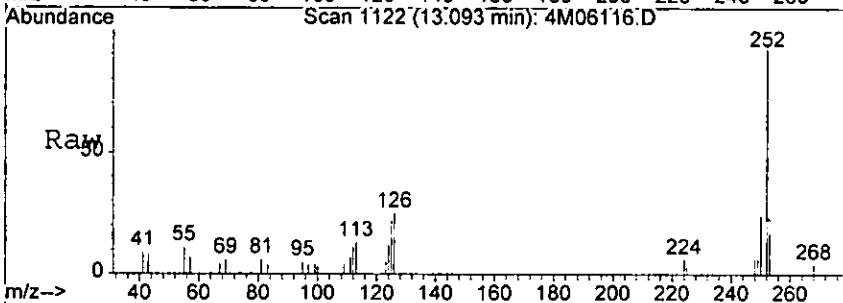
Ion	Ratio	Lower	Upper
252	100		
253	24.5	0.0	63.3
125	20.6	0.0	57.6



*harr*

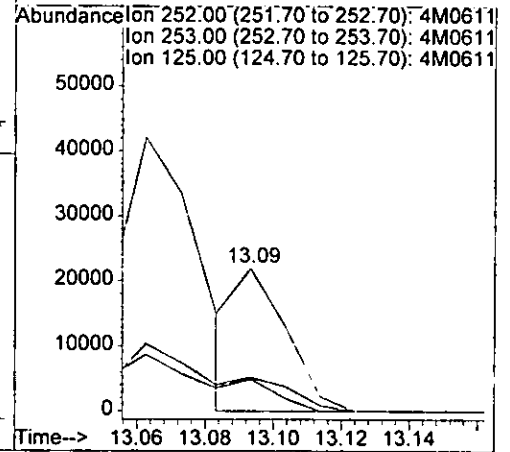
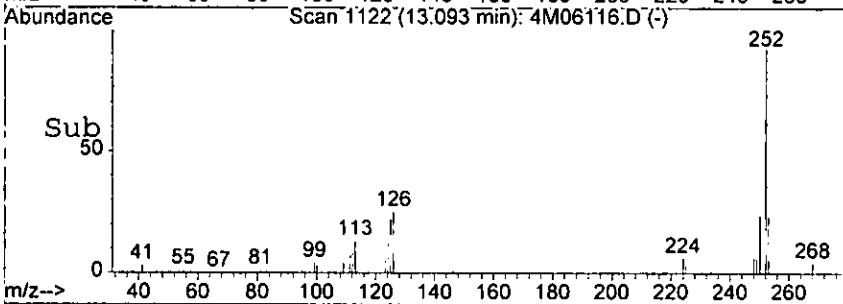


#84  
 Benzo [k] fluoranthene  
 Concen: 14.35 ng m  
 RT: 13.09 min Scan# 1122  
 Delta R.T. -0.27 min  
 Lab File: 4M06116.D  
 Acq: 14 Sep 2005 13:38

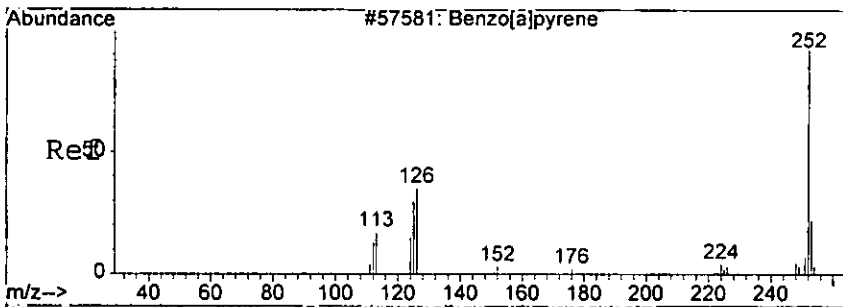


Tgt Ion: 252 Resp: 22737

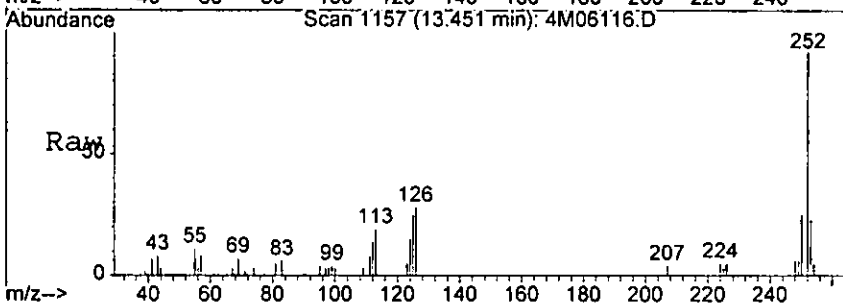
Ion	Ratio	Lower	Upper
252	100		
253	23.5	0.0	63.5
125	22.5	0.0	53.8



*Handwritten signature*

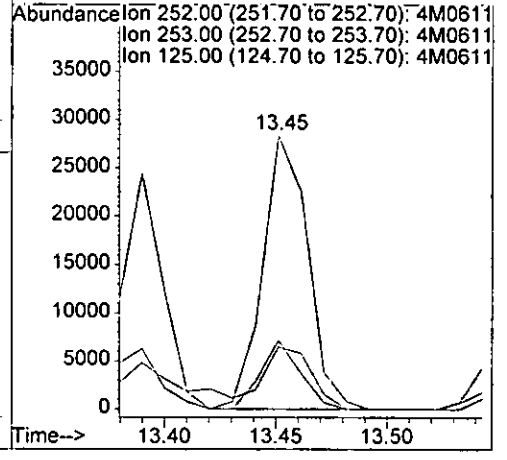
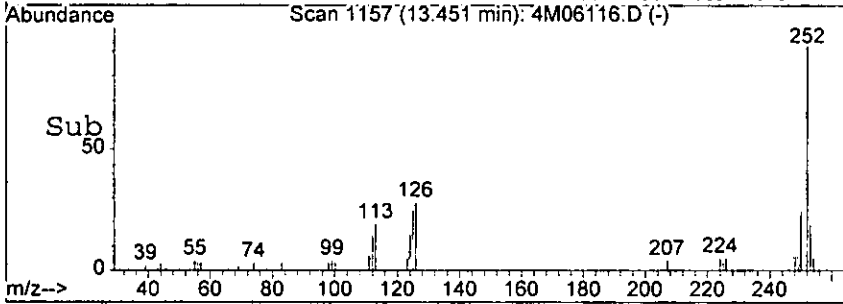


#85  
 Benzo[a]pyrene  
 Concen: 26.94 ng  
 RT: 13.45 min Scan# 1157  
 Delta R.T. -0.27 min  
 Lab File: 4M06116.D  
 Acq: 14 Sep 2005 13:38

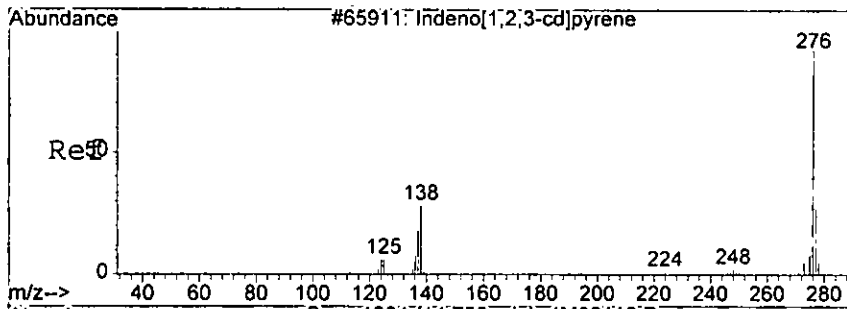


Tgt Ion: 252 Resp: 39862

Ion	Ratio	Lower	Upper
252	100		
253	22.8	0.0	62.9
125	25.3	0.0	57.6

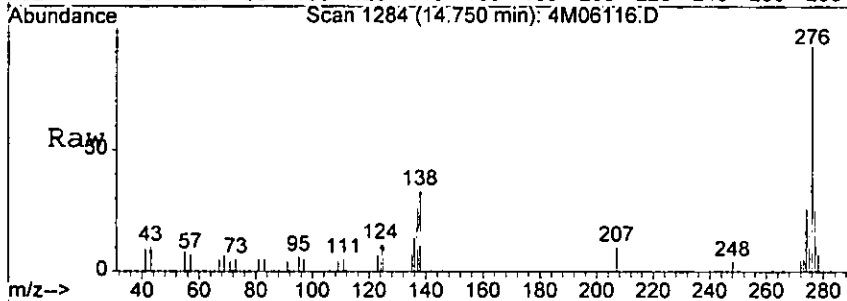


*Handwritten signature*

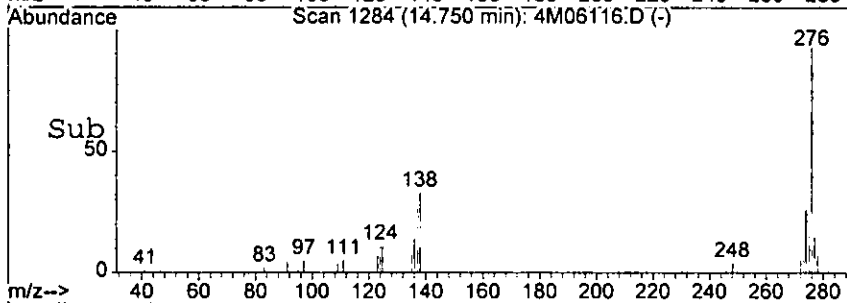
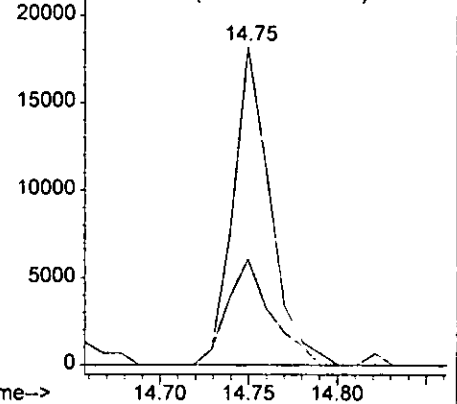


#86  
 Indeno[1,2,3-cd]pyrene  
 Concen: 18.91 ng  
 RT: 14.75 min Scan# 1284  
 Delta R.T. -0.28 min  
 Lab File: 4M06116.D  
 Acq: 14 Sep 2005 13:38

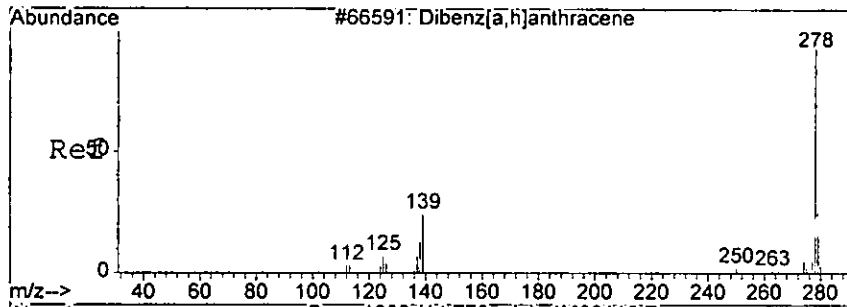
Tgt Ion	Resp	Lower	Upper
276	100		
138	33.4	0.0	73.4



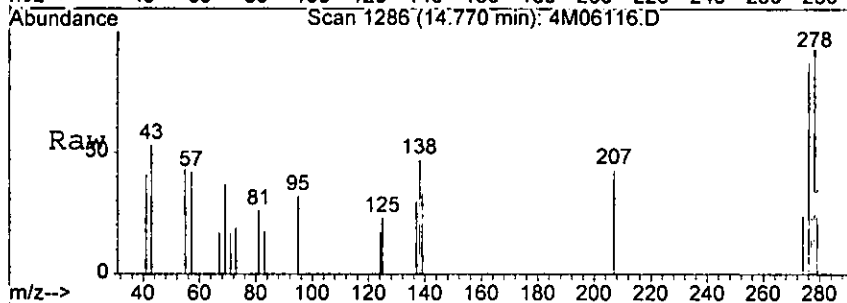
Abundance Ion 276.00 (275.70 to 276.70): 4M06116.D  
 Ion 138.00 (137.70 to 138.70): 4M06116.D



*handwritten signature*

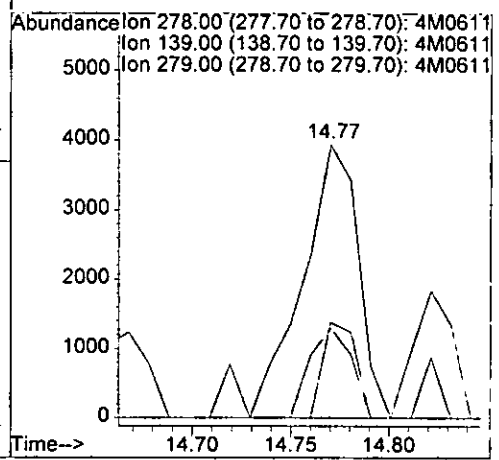
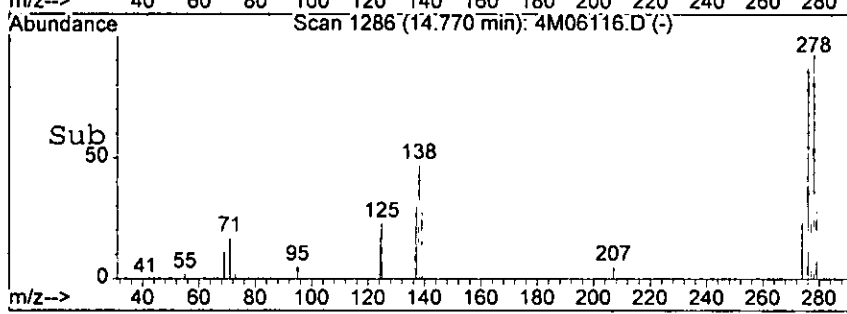


#87  
 Dibenzo[a,h]anthracene  
 Concen: 7.28 ng  
 RT: 14.77 min Scan# 1286  
 Delta R.T. -0.28 min  
 Lab File: 4M06116.D  
 Acq: 14 Sep 2005 13:38



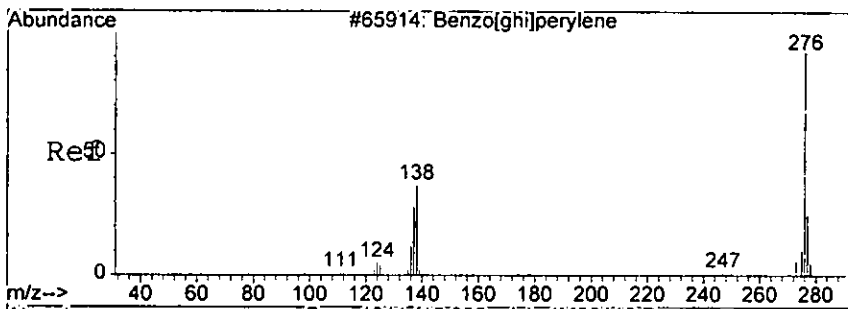
Tgt Ion: 278 Resp: 8203

Ion	Ratio	Lower	Upper
278	100		
139	32.9	0.0	63.8
279	35.0	0.0	64.0



*handwritten signature*

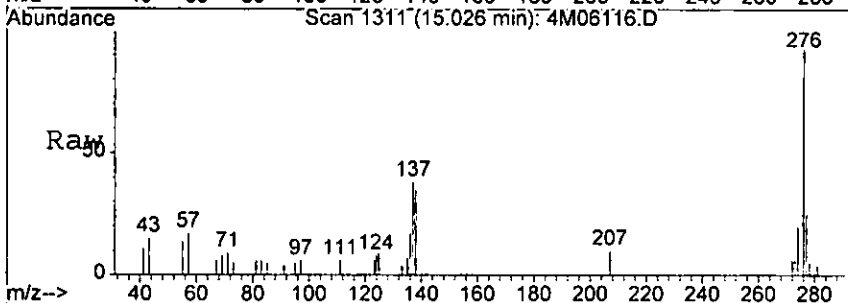




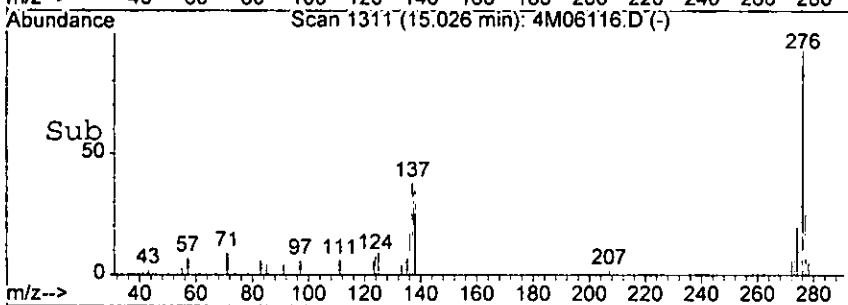
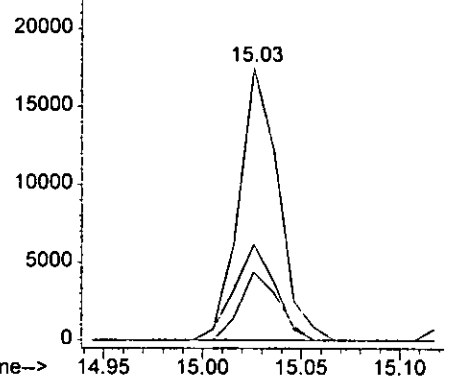
#88  
 Benzo[g,h,i]perylene  
 Concen: 22.54 ng  
 RT: 15.03 min Scan# 1311  
 Delta R.T. -0.28 min  
 Lab File: 4M06116.D  
 Acq: 14 Sep 2005 13:38

1158

Tgt Ion	276	138	277
Resp:	24415		
Ion Ratio	100	35.3	24.9
Lower		0.0	0.0
Upper		74.1	65.0



Abundance  
 Ion 276.00 (275.70 to 276.70): 4M0611  
 Ion 138.00 (137.70 to 138.70): 4M0611  
 Ion 277.00 (276.70 to 277.70): 4M0611



*handwritten signature*

## Form1

## ORGANICS SEMIVOLATILE REPORT

1151

Sample Number: AC19506-022  
 Client Id: PCTP64 (7)  
 Data File: 4M06132.D  
 Analysis Date: 09/14/05 20:14  
 Date Rec/Extracted: 09/09/05-09/13/05

Matrix: Soil  
 Initial Vol: 30g  
 Final Vol: 1ml  
 Dilution: 1  
 Solids: 84

Units: mg/Kg

Cas #	Compound	RL	Conc	Cas #	Compound	RL	Conc
120-82-1	1,2,4-Trichlorobenzene	0.011	U	205-99-2	Benzo[b]fluoranthene	0.012	0.40
95-50-1	1,2-Dichlorobenzene	0.018	U	191-24-2	Benzo[g,h,i]perylene	0.0075	0.19
122-66-7	1,2-Diphenylhydrazine	0.011	U	207-08-9	Benzo[k]fluoranthene	0.013	0.15
541-73-1	1,3-Dichlorobenzene	0.017	U	111-91-1	bis(2-Chloroethoxy)methan	0.0090	U
106-46-7	1,4-Dichlorobenzene	0.020	U	111-44-4	bis(2-Chloroethyl)ether	0.021	U
95-95-4	2,4,5-Trichlorophenol	0.54	U	108-60-1	bis(2-chloroisopropyl)ether	0.013	U
88-06-2	2,4,6-Trichlorophenol	0.96	U	117-81-7	bis(2-Ethylhexyl)phthalat	0.036	0.056
120-83-2	2,4-Dichlorophenol	0.064	U	85-68-7	Butylbenzylphthalate	0.016	U
105-67-9	2,4-Dimethylphenol	0.055	U	86-74-8	Carbazole	0.012	0.29
51-28-5	2,4-Dinitrophenol	0.27	U	218-01-9	Chrysene	0.0082	0.38
121-14-2	2,4-Dinitrotoluene	0.015	U	84-74-2	Di-n-butylphthalate	0.0089	0.051
606-20-2	2,6-Dinitrotoluene	0.016	U	117-84-0	Di-n-octylphthalate	0.0094	U
91-58-7	2-Chloronaphthalene	0.011	U	53-70-3	Dibenzo[a,h]anthracene	0.014	0.052
95-57-8	2-Chlorophenol	0.081	U	132-64-9	Dibenzofuran	0.050	0.11
91-57-6	2-Methylnaphthalene	0.051	0.11	84-66-2	Diethylphthalate	0.011	U
95-48-7	2-Methylphenol	0.19	U	131-11-3	Dimethylphthalate	0.0090	U
88-74-4	2-Nitroaniline	0.028	U	206-44-0	Fluoranthene	0.011	0.55
88-75-5	2-Nitrophenol	0.046	U	86-73-7	Fluorene	0.010	0.32
106-44-5	3&4-Methylphenol	0.21	0.071 J	118-74-1	Hexachlorobenzene	0.018	U
91-94-1	3,3'-Dichlorobenzidine	0.087	U	87-68-3	Hexachlorobutadiene	0.017	U
99-09-2	3-Nitroaniline	0.16	U	77-47-4	Hexachlorocyclopentadiene	0.11	U
534-52-1	4,6-Dinitro-2-methylphenol	0.075	U	67-72-1	Hexachloroethane	0.030	U
101-55-3	4-Bromophenyl-phenylether	0.015	U	193-39-5	Indeno[1,2,3-cd]pyrene	0.0055	0.17
59-50-7	4-Chloro-3-methylphenol	0.10	U	78-59-1	Isophorone	0.012	U
106-47-8	4-Chloroaniline	0.31	U	621-64-7	N-Nitroso-di-n-propylamine	0.019	U
7005-72-3	4-Chlorophenyl-phenylether	0.018	U	62-75-9	N-Nitrosodimethylamine	0.47	U
100-01-6	4-Nitroaniline	0.098	U	86-30-6	n-Nitrosodiphenylamine	0.019	U
100-02-7	4-Nitrophenol	0.070	U	91-20-3	Naphthalene	0.0093	0.98
83-32-9	Acenaphthene	0.017	0.31	98-95-3	Nitrobenzene	0.016	U
208-96-8	Acenaphthylene	0.0092	0.060	87-86-5	Pentachlorophenol	0.049	U
120-12-7	Anthracene	0.010	0.24	85-01-8	Phenanthrene	0.0091	0.38
92-87-5	Benidine	0.090	U	108-95-2	Phenol	0.060	0.12
56-55-3	Benzo[a]anthracene	0.0069	0.39	129-00-0	Pyrene	0.0092	1.1
50-32-8	Benzo[a]pyrene	0.0091	0.34				

Worksheet #: 19611

Total Target Concentration 6.82

U - Indicates the compound was analyzed but not detected.  
 B - Indicates the analyte was found in the blank as well as in the sample.  
 E - Indicates the analyte concentration exceeds the calibration range of the instrument.

R - Retention Time Out  
 J - Indicates an estimated value when a compound is detected at less than the specified detection limit.

Data File : G:\GcMsData\2005\Gcms\_4\Data\09-14-05\4M06132.D Vial: 27  
 Acq On : 14 Sep 2005 20:14 Operator: AHD  
 Sample : AC19506-022 Inst : GCMS-452  
 Misc : S,BNA Multiplr: 1.00  
 MS Integration Params: RTEINT.P  
 Quant Time: Sep 22 16:22 2005 Quant Results File: 4M\_0901.RES

Quant Method : G:\GCMSDATA\2005\GCMS\_4\METHODS\4M\_0901.M (RTE Integrator)  
 Title : @GCMS\_4,mg,625,8270  
 Last Update : Fri Sep 02 08:08:19 2005  
 Response via : Initial Calibration  
 DataAcq Meth : 4M\_0901

Internal Standards	R.T.	QIon	Response	Conc	Units	Dev (Min)
1) 1,4-Dichlorobenzene-d4	4.53	152	60017	40.00	ng	-0.15
19) Naphthalene-d8	5.52	136	184218	40.00	ng	-0.15
35) Acenaphthene-d10	7.03	164	98786	40.00	ng	-0.18
59) Phenanthrene-d10	8.59	188	139840	40.00	ng	-0.20
72) Chrysene-d12	11.72	240	53311	40.00	ng	-0.24
81) Perylene-d12	13.53	264	35212	40.00	ng	-0.26

System Monitoring Compounds	R.T.	QIon	Response	Conc	Units	Dev (Min)
4) 2-Fluorophenol	3.34	112	269060	146.03	ng	-0.17
Spiked Amount	200.000		Recovery	=	73.02%	
7) Phenol-d5	4.28	99	360514	154.75	ng	-0.13
Spiked Amount	200.000		Recovery	=	77.38%	
20) Nitrobenzene-d5	4.99	128	77428	80.36	ng	-0.14
Spiked Amount	100.000		Recovery	=	80.36%	
40) 2-Fluorobiphenyl	6.41	172	269703	77.36	ng	-0.17
Spiked Amount	100.000		Recovery	=	77.36%	
62) 2,4,6-Tribromophenol	7.84	332	81611	145.92	ng	-0.19
Spiked Amount	200.000		Recovery	=	72.96%	
75) Terphenyl-d14	10.48	244	156871	108.11	ng	-0.21
Spiked Amount	100.000		Recovery	=	108.11%	

Target Compounds	R.T.	QIon	Response	Conc	Units	Qvalue
8) Phenol	4.29	94	8035	2.91	ng	87
18) 3&4-Methylphenol	4.92	108	3299	1.80	ng	97
29) Naphthalene	5.54	128	119687	24.82	ng	99
33) 2-Methylnaphthalene	6.10	142	8815	2.89	ng	98
46) Acenaphthylene	6.89	152	6832	1.52	ng	86
49) Acenaphthene	7.06	153	24142	7.93	ng	96
52) Dibenzofuran	7.23	168	11707	2.77	ng	98
55) Fluorene	7.58	166	23764	8.12	ng	99
67) Phenanthrene	8.61	178	34939	9.50	ng	98
68) Anthracene	8.67	178	24527	6.11	ng	97
69) Carbazole	8.88	167	27119	7.25	ng	95
70) Di-n-butylphthalate	9.33	149	6909	1.29	ng	88
71) Fluoranthene	9.99	202	57238	13.86	ng	90
73) Pyrene	10.25	202	56803	27.75	ng	97
78) Benzo[a]anthracene	11.71	228	17819	9.89	ng	89
79) Chrysene	11.75	228	15872	9.61	ng	90
80) bis(2-Ethylhexyl)phthalate	11.87	149	2252	1.40	ng	54
83) Benzo[b]fluoranthene	13.07	252	15129m	10.08	ng	
84) Benzo[k]fluoranthene	13.10	252	5327m	3.87	ng	

*ngp*

1153

Data File : G:\GcMsData\2005\Gcms\_4\Data\09-14-05\4M06132.D Vial: 27  
 Acq On : 14 Sep 2005 20:14 Operator: AHD  
 Sample : AC19506-022 Inst : GCMS\_4  
 Misc : S,BNA Multiplr: 1.00  
 MS Integration Params: RTEINT.P  
 Quant Time: Sep 22 16:22 2005 Quant Results File: 4M\_0901.RES

Quant Method : G:\GCMSDATA\2005\GCMS\_4\METHODS\4M\_0901.M (RTE Integrator)  
 Title : @GCMS\_4,mg,625,8270  
 Last Update : Fri Sep 02 08:08:19 2005  
 Response via : Initial Calibration  
 DataAcq Meth : 4M\_0901

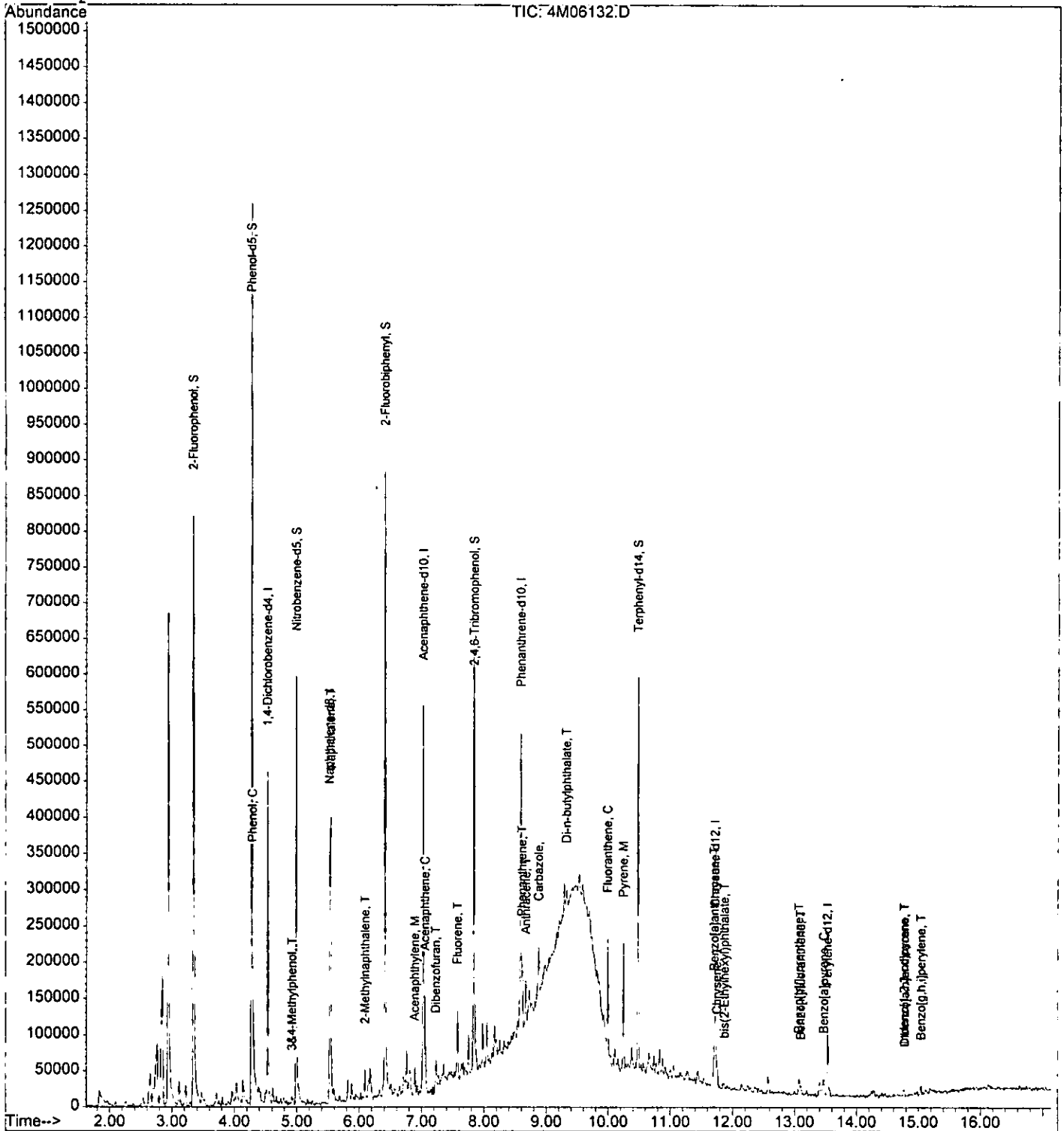
Compound	R.T.	QIon	Response	Conc	Unit	Qvalue
85) Benzo[a]pyrene	13.47	252	11066	8.61	ng	94
86) Indeno[1,2,3-cd]pyrene	14.77	276	5146	4.23	ng	89
87) Dibenzo[a,h]anthracene	14.78	278	1283	1.31	ng	51
88) Benzo[g,h,i]perylene	15.04	276	4580	4.87	ng	96

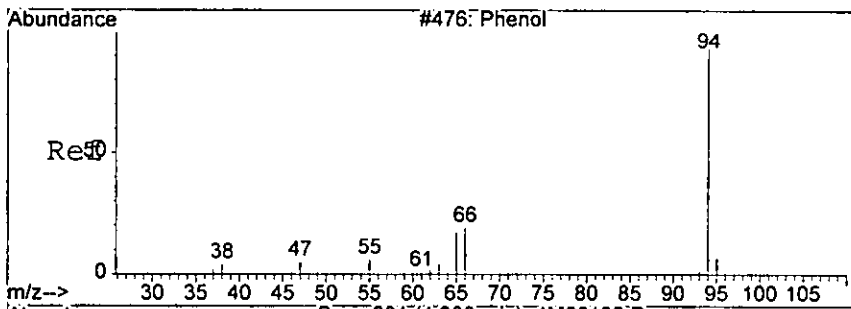
-----  
 (#) = qualifier out of range (m) = manual integration

Quantitation Report

Data File : G:\GcMsData\2005\Gcms\_4\Data\09-14-05\4M06132.D Vial: 27  
Acq On : 14 Sep 2005 20:14 Operator: AHD  
Sample : AC19506-022 Inst : GCMS\_4  
Misc : S,BNA Multiplr: 1.00  
MS Integration Params: RTEINT.P  
Quant Time: Sep 22 16:22 2005 Quant Results File: 4M\_0901.RES

Method : G:\GCMSDATA\2005\GCMS\_4\METHODS\4M\_0901.M (RTE Integrator)  
Title : @GCMS\_4,mg,625,8270  
Last Update : Thu Sep 01 11:26:24 2005  
Response via : Initial Calibration



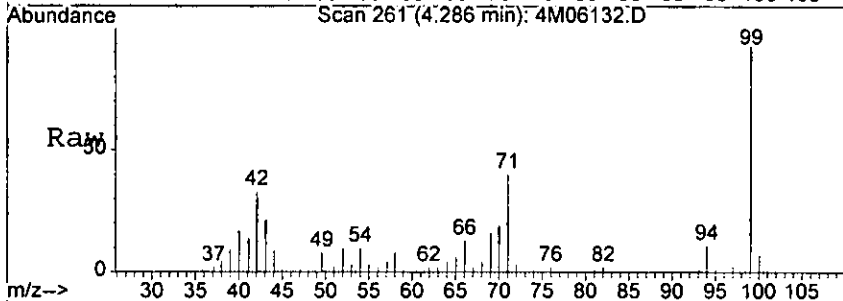


#8  
 Phenol  
 Concen: 2.91 ng  
 RT: 4.29 min Scan# 261  
 Delta R.T. -0.14 min  
 Lab File: 4M06132.D  
 Acq: 14 Sep 2005 20:14

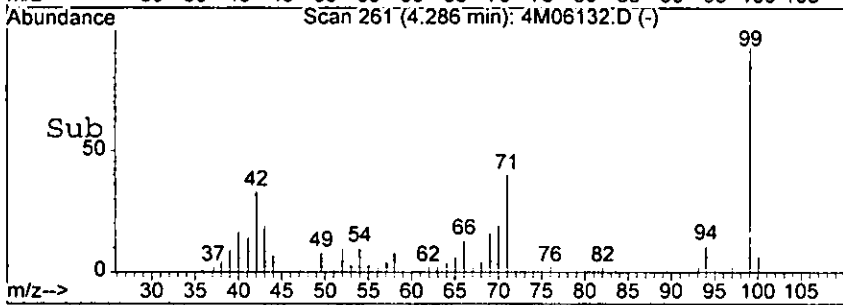
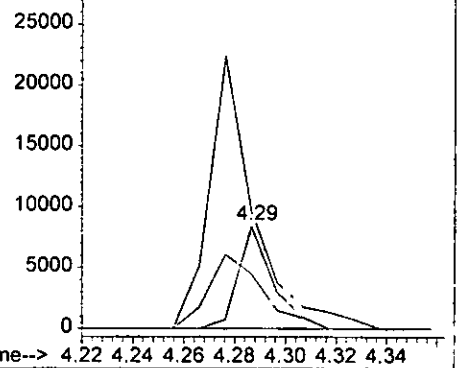
1155

Tgt Ion: 94 Resp: 8035

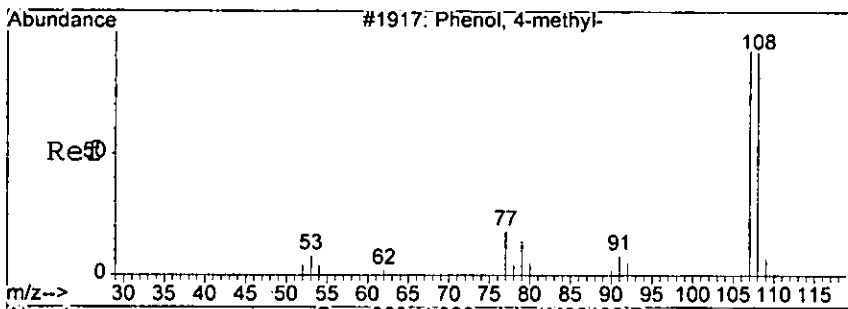
Ion	Ratio	Lower	Upper
94	100		
65	53.4	0.0	140.0
66	115.1	0.0	225.0



Abundance Ion 94.00 (93.70 to 94.70): 4M06132.D  
 Ion 65.00 (64.70 to 65.70): 4M06132.D  
 Ion 66.00 (65.70 to 66.70): 4M06132.D



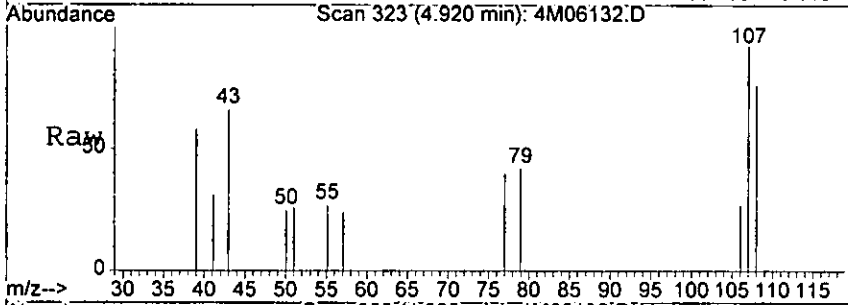
*handwritten signature*



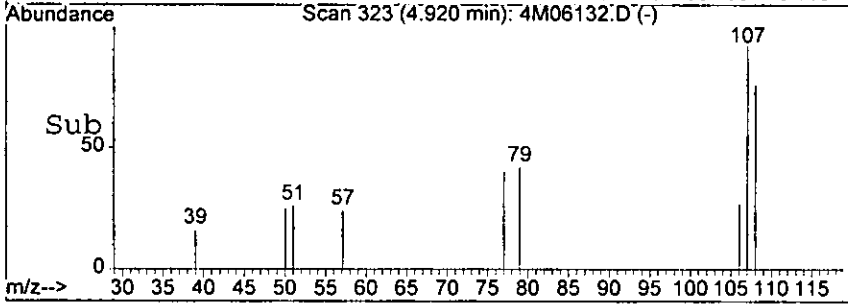
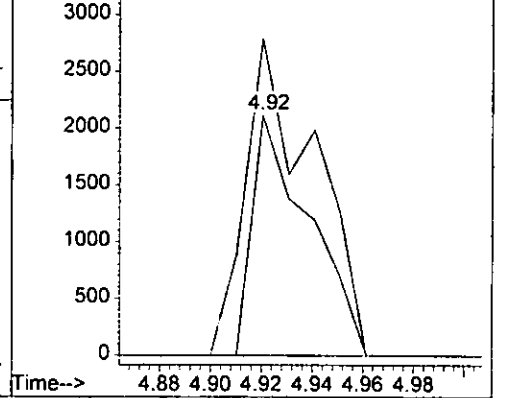
#18  
 3&4-Methylphenol  
 Concen: 1.80 ng  
 RT: 4.92 min Scan# 323  
 Delta R.T. -0.12 min  
 Lab File: 4M06132.D  
 Acq: 14 Sep 2005 20:14

1156

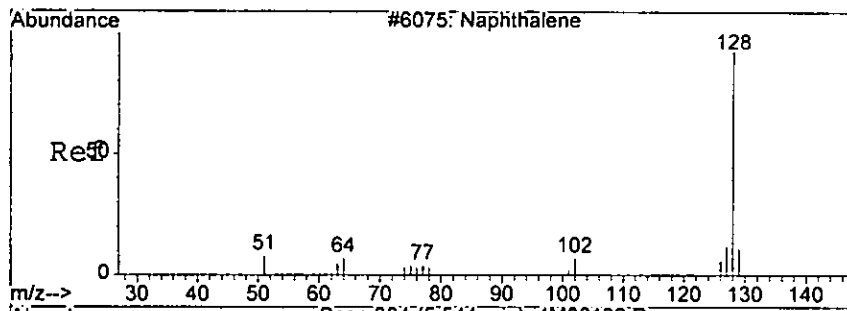
Tgt Ion:108	Resp:	3299
Ion Ratio	Lower	Upper
108	100	
107	132.1	88.9 168.9



Abundance Ion 108.00 (107.70 to 108.70): 4M0613  
 Ion 107.00 (106.70 to 107.70): 4M0613



*Handwritten signature*

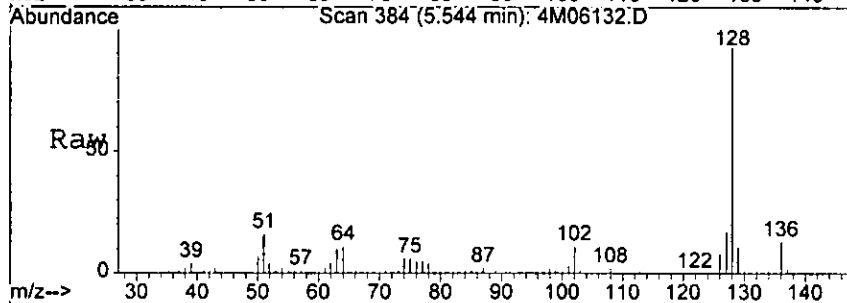


#29  
 Naphthalene  
 Concen: 24.82 ng  
 RT: 5.54 min Scan# 384  
 Delta R.T. -0.15 min  
 Lab File: 4M06132.D  
 Acq: 14 Sep 2005 20:14

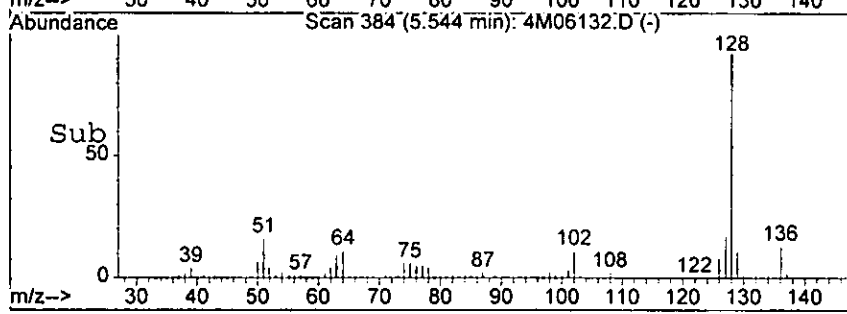
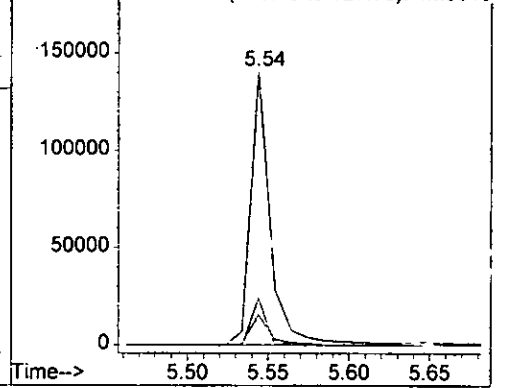
1157

Tgt Ion: 128 Resp: 119687

Ion	Ratio	Lower	Upper
128	100		
129	11.2	0.0	51.8
127	17.1	0.0	57.0

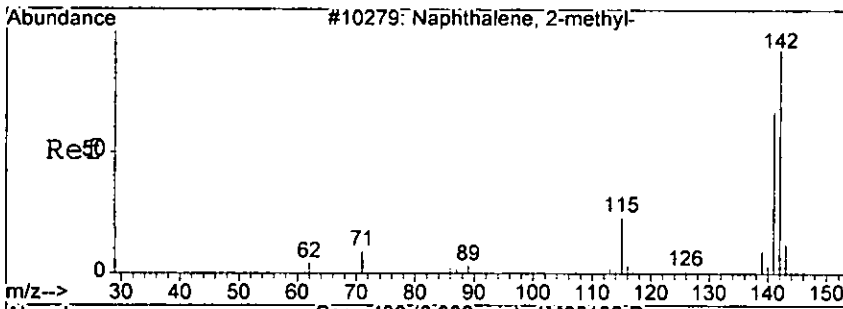


Abundance Ion 128.00 (127.70 to 128.70): 4M0613  
 Ion 129.00 (128.70 to 129.70): 4M0613  
 Ion 127.00 (126.70 to 127.70): 4M0613



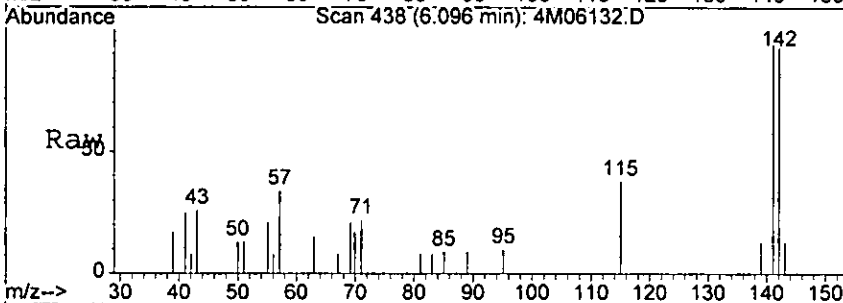
*haz*



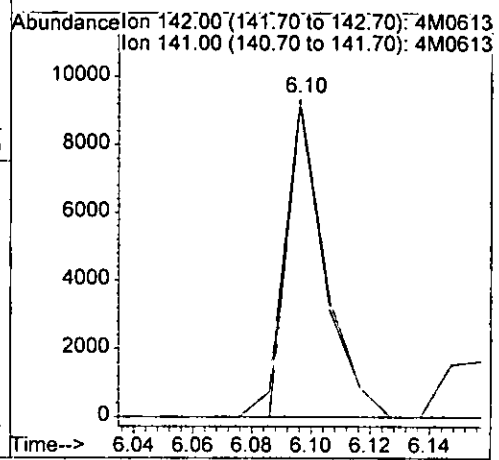
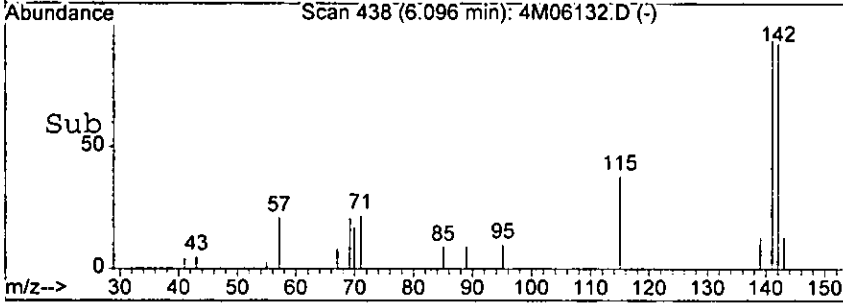


#33  
 2-Methylnaphthalene  
 Concen: 2.89 ng  
 RT: 6.10 min Scan# 438  
 Delta R.T. -0.16 min  
 Lab File: 4M06132.D  
 Acq: 14 Sep 2005 20:14

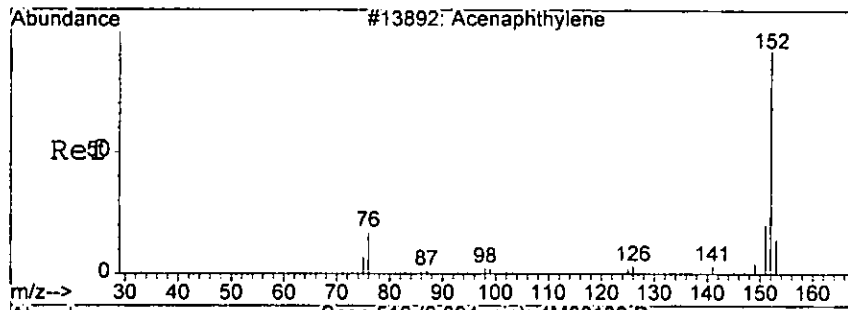
1158



Tgt Ion: 142 Resp: 8815  
 Ion Ratio Lower Upper  
 142 100  
 141 97.5 55.7 135.7



*hazoo*

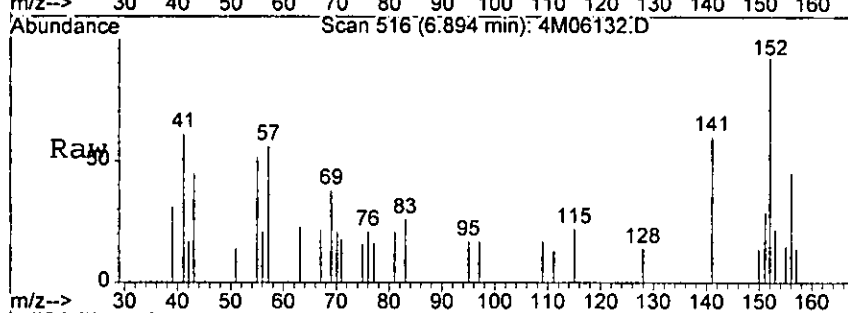


#46  
 Acenaphthylene  
 Concen: 1.52 ng  
 RT: 6.89 min Scan# 516  
 Delta R.T. -0.18 min  
 Lab File: 4M06132.D  
 Acq: 14 Sep 2005 20:14

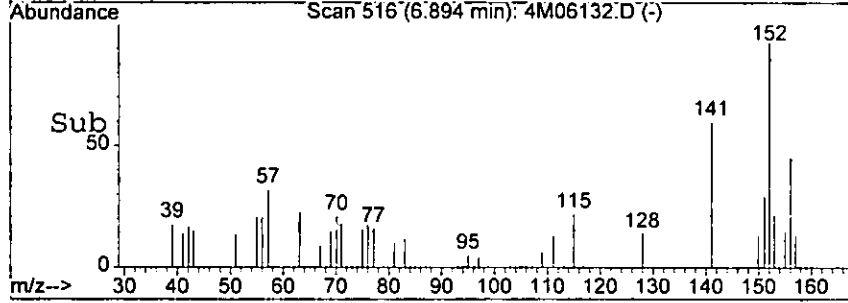
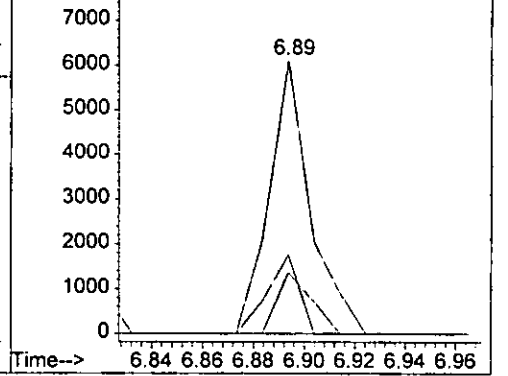
1159

Tgt Ion: 152 Resp: 6832

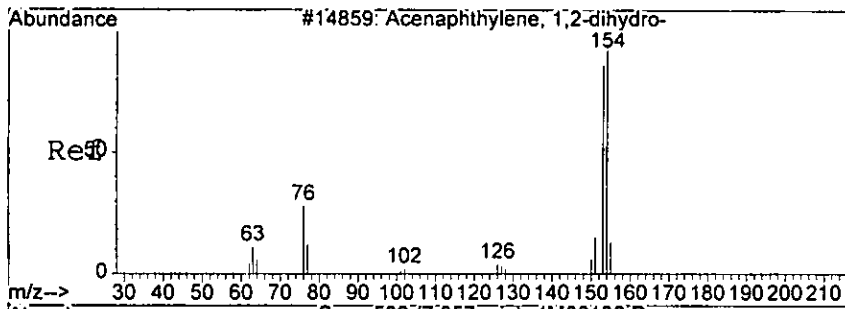
Ion	Ratio	Lower	Upper
152	100		
151	28.8	0.0	63.6
153	22.2	0.0	53.8



Abundance Ion 152.00 (151.70 to 152.70): 4M0613  
 Ion 151.00 (150.70 to 151.70): 4M0613  
 Ion 153.00 (152.70 to 153.70): 4M0613

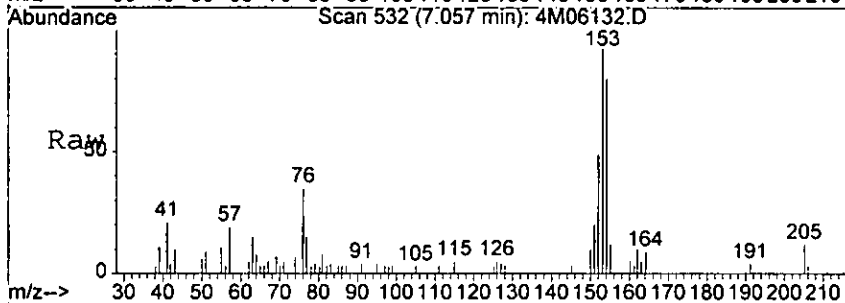


*Handwritten signature*



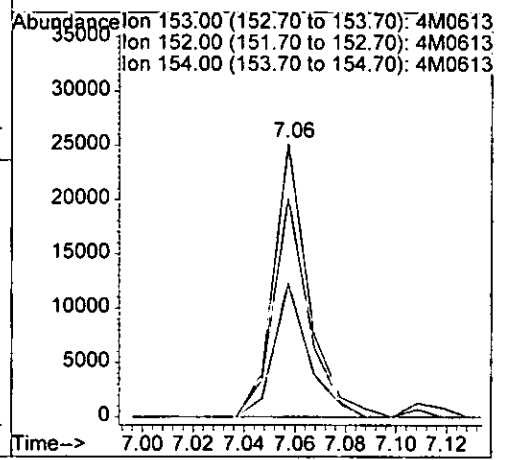
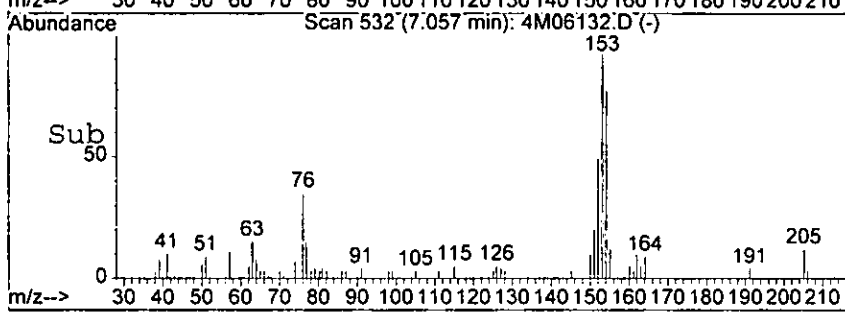
#49  
 Acenaphthene  
 Concen: 7.93 ng  
 RT: 7.06 min Scan# 532  
 Delta R.T. -0.19 min  
 Lab File: 4M06132.D  
 Acq: 14 Sep 2005 20:14

115

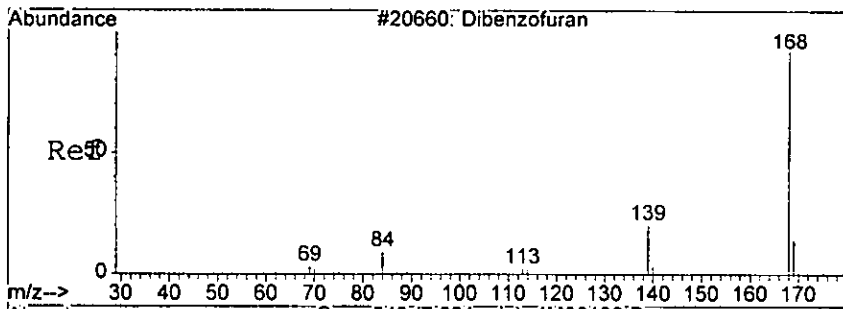


Tgt Ion: 153 Resp: 24142

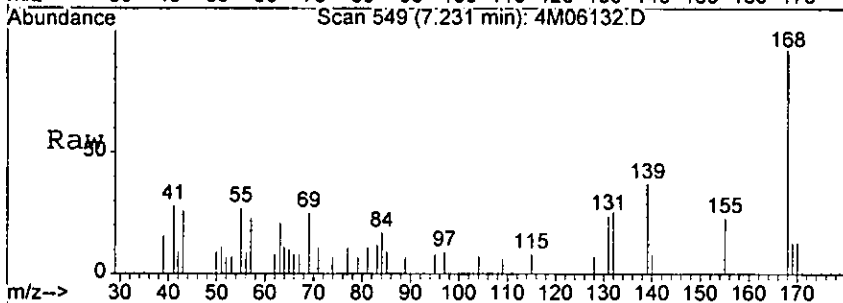
Ion	Ratio	Lower	Upper
153	100		
152	48.9	8.3	88.3
154	80.0	45.1	125.1



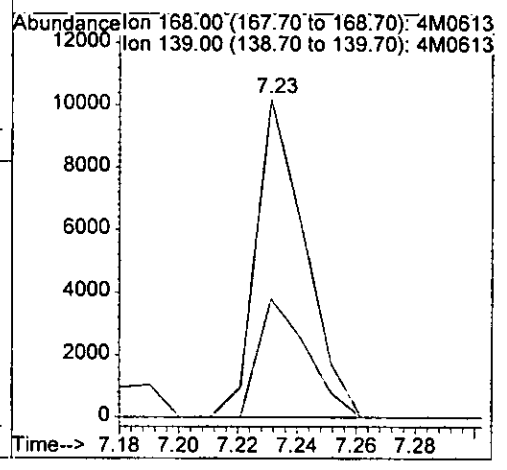
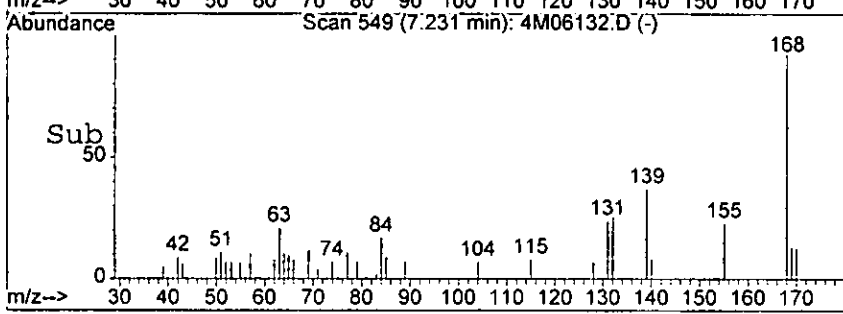
*Handwritten signature*



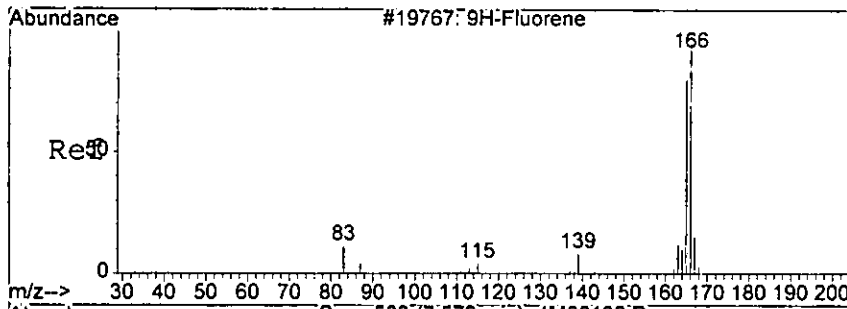
#52  
 Dibenzo[1,2-b:4,5-b']furan  
 Concen: 2.77 ng  
 RT: 7.23 min Scan# 549  
 Delta R.T. -0.19 min  
 Lab File: 4M06132.D  
 Acq: 14 Sep 2005 20:14



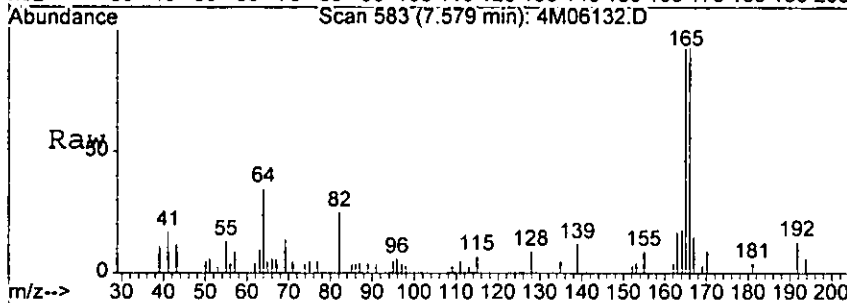
Tgt Ion: 168 Resp: 11707  
 Ion Ratio Lower Upper  
 168 100  
 139 37.2 6.0 66.0



*Handwritten signature*

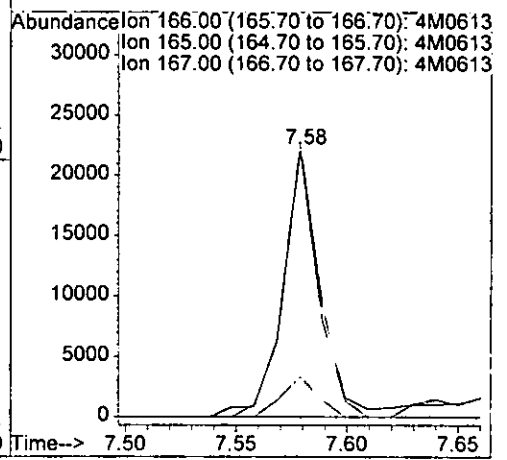
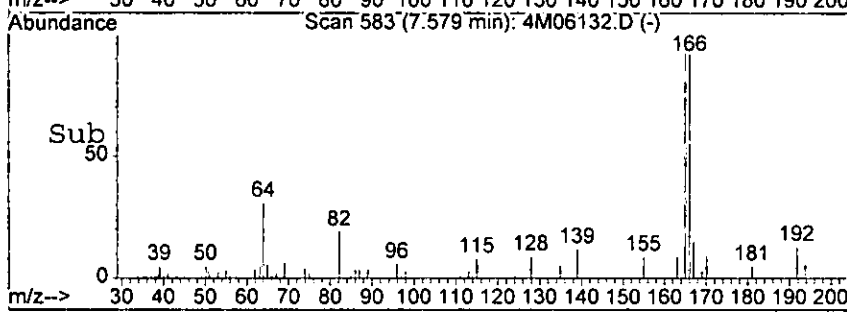


#55  
 Fluorene  
 Concen: 8.12 ng  
 RT: 7.58 min Scan# 583  
 Delta R.T. -0.19 min  
 Lab File: 4M06132.D  
 Acq: 14 Sep 2005 20:14

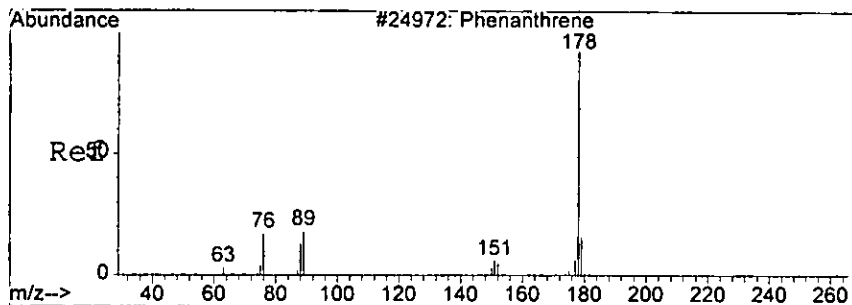


Tgt Ion: 166 Resp: 23764

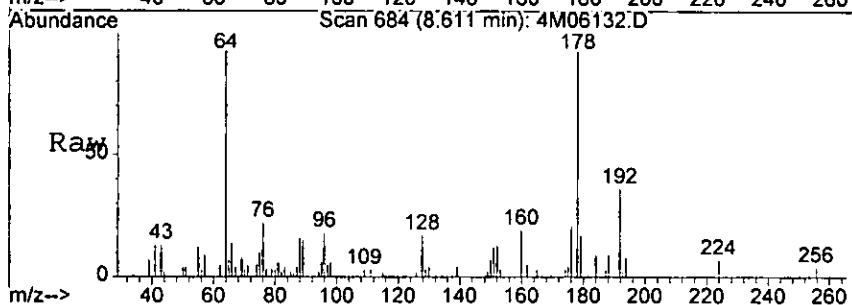
Ion	Ratio	Lower	Upper
166	100		
165	102.6	63.3	143.3
167	15.2	0.0	54.6



*Handwritten signature*

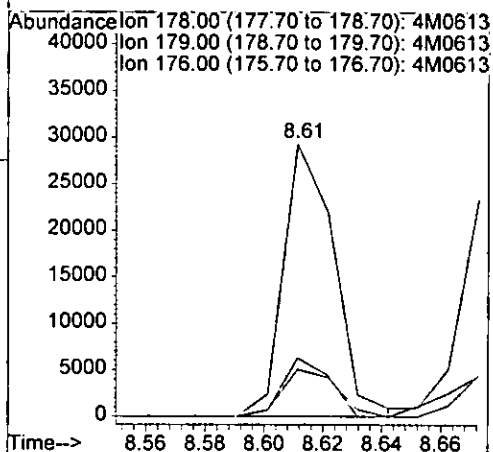
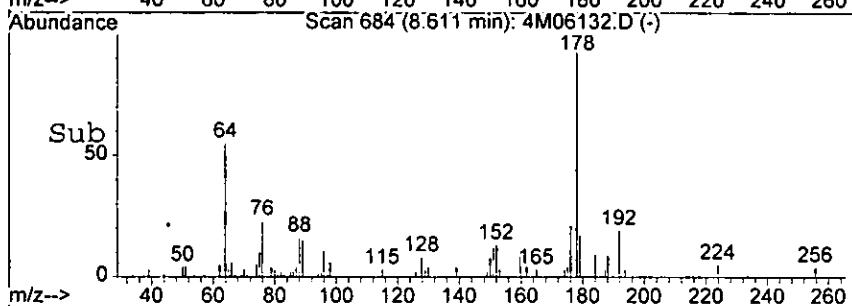


#67  
 Phenanthrene  
 Concn: 9.50 ng  
 RT: 8.61 min Scan# 684  
 Delta R.T. -0.21 min  
 Lab File: 4M06132.D  
 Acq: 14 Sep 2005 20:14

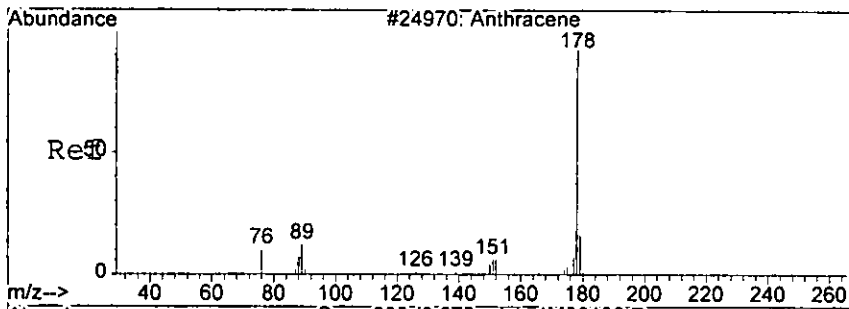


Tgt Ion: 178 Resp: 34939

Ion	Ratio	Lower	Upper
178	100		
179	17.2	0.0	56.6
176	21.3	0.0	60.5



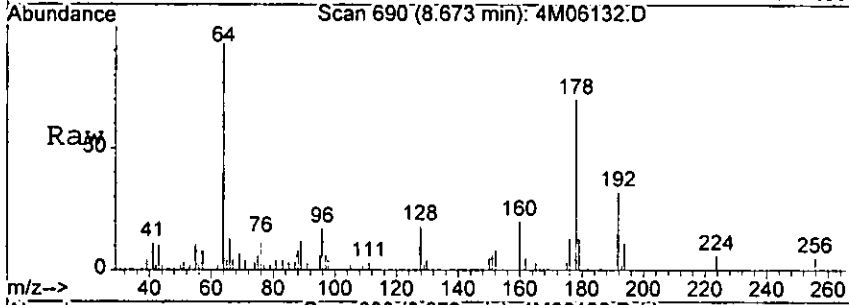
*Handwritten signature*



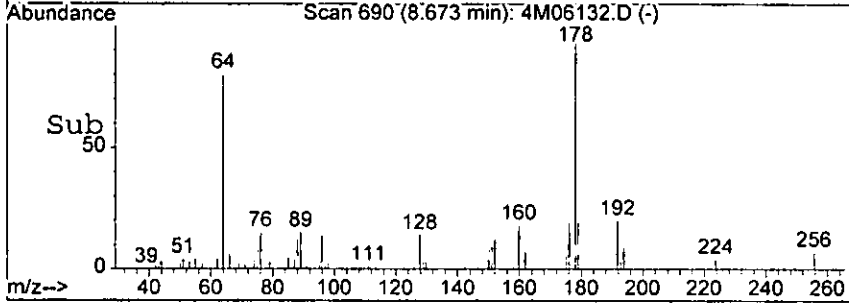
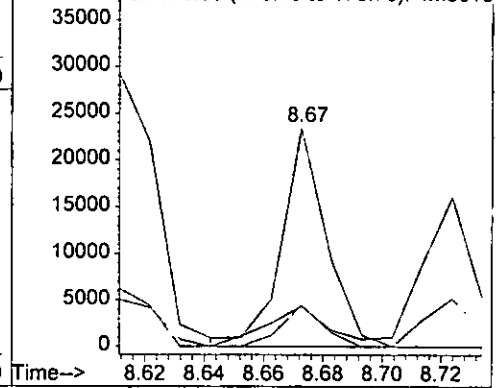
#68  
 Anthracene  
 Concen: 6.11 ng  
 RT: 8.67 min Scan# 690  
 Delta R.T. -0.20 min  
 Lab File: 4M06132.D  
 Acq: 14 Sep 2005 20:14

1161

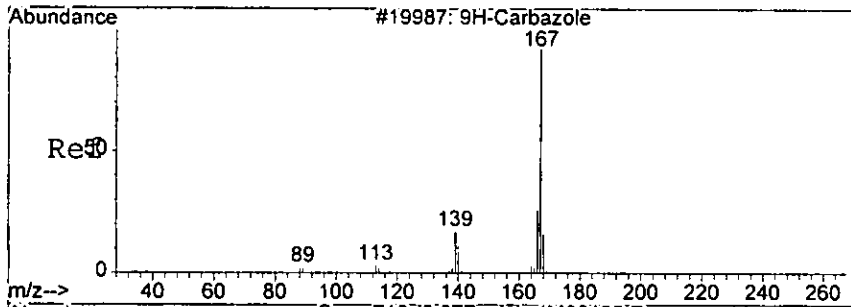
Tgt Ion	Resp	Lower	Upper
178	24527		
179	18.6	0.0	56.6
176	19.1	0.0	60.2



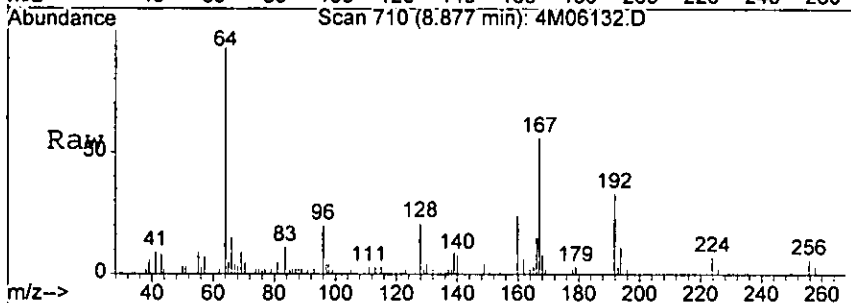
Abundance Ion 178.00 (177.70 to 178.70): 4M0613  
 Ion 179.00 (178.70 to 179.70): 4M0613  
 Ion 176.00 (175.70 to 176.70): 4M0613



*V9006*

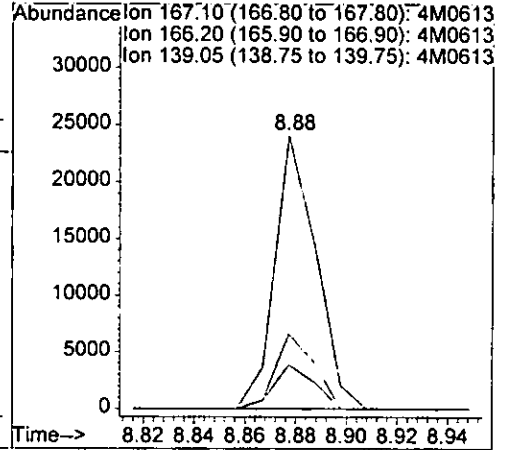
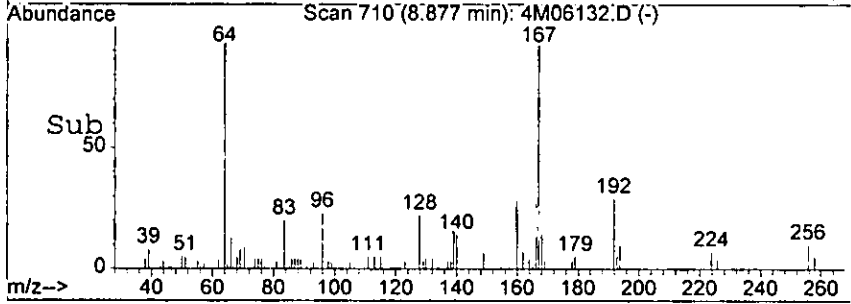


#69  
 Carbazole  
 Concen: 7.25 ng  
 RT: 8.88 min Scan# 710  
 Delta R.T. -0.20 min  
 Lab File: 4M06132.D  
 Acq: 14 Sep 2005 20:14



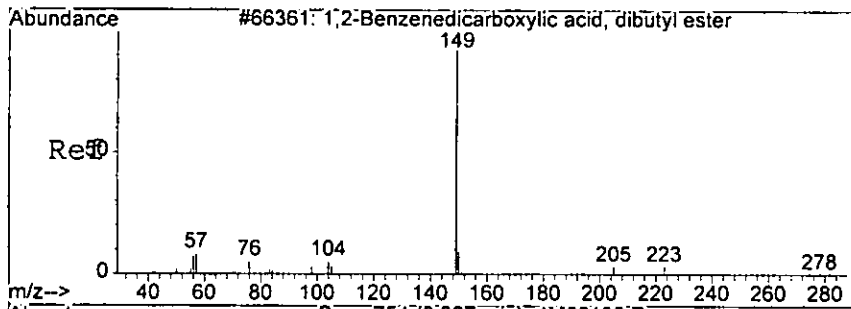
Tgt Ion: 167 Resp: 27119

Ion	Ratio	Lower	Upper
167	100		
166	27.5	4.9	44.9
139	16.1	0.0	33.9



*hazor*

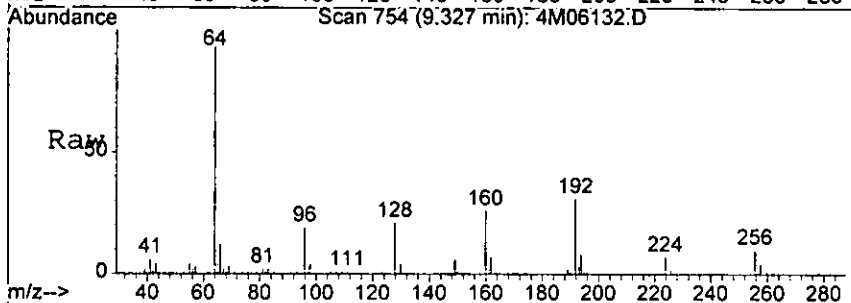




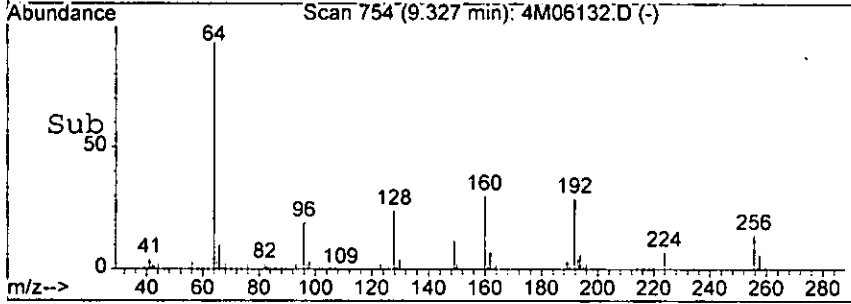
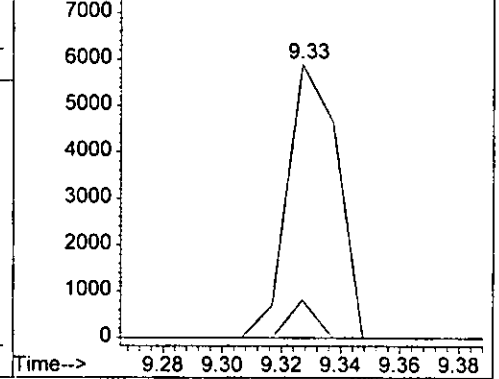
#70  
 Di-n-butylphthalate  
 Concen: 1.29 ng  
 RT: 9.33 min Scan# 754  
 Delta R.T. -0.20 min  
 Lab File: 4M06132.D  
 Acq: 14 Sep 2005 20:14

115

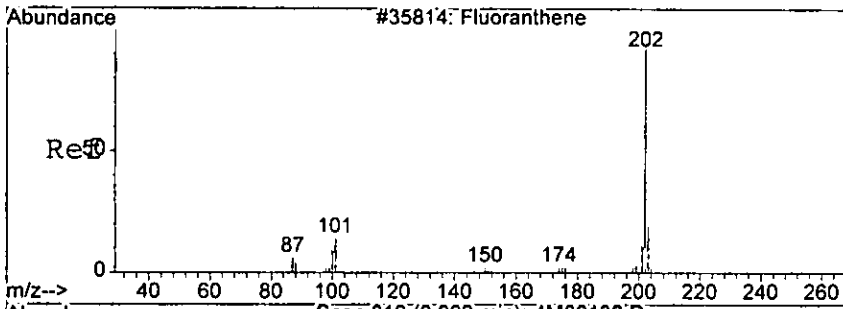
Tgt Ion	Resp	Lower	Upper
149	100		
150	13.9	0.0	49.8
104	0.0	0.0	44.6



Abundance Ion 149.00 (148.70 to 149.70): 4M0613  
 8000 Ion 150.00 (149.70 to 150.70): 4M0613  
 Ion 104.00 (103.70 to 104.70): 4M0613



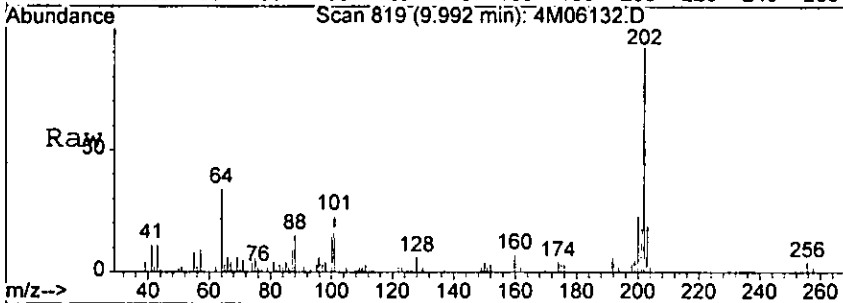
*Wap*



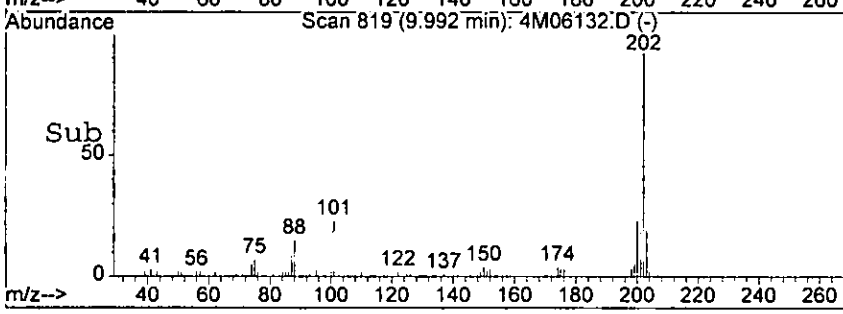
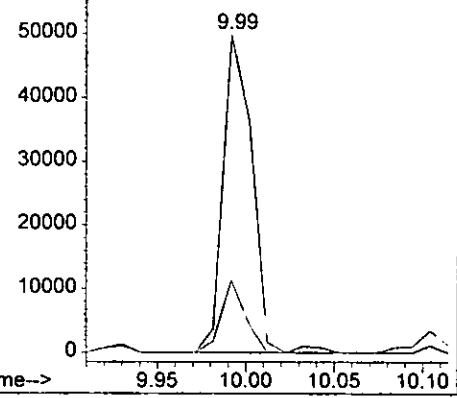
#71  
 Fluoranthene  
 Concen: 13.86 ng  
 RT: 9.99 min Scan# 819  
 Delta R.T. -0.21 min  
 Lab File: 4M06132.D  
 Acq: 14 Sep 2005 20:14

1187

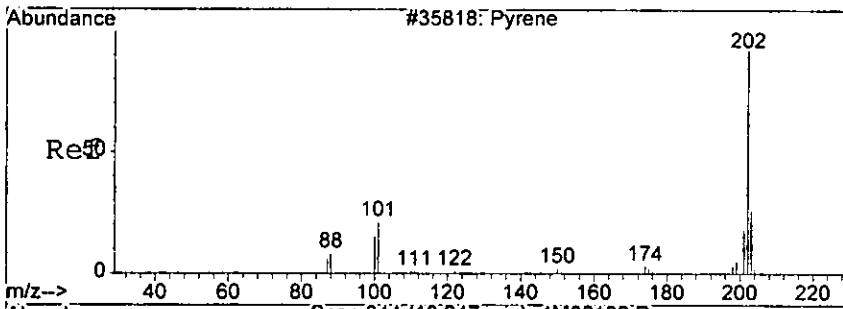
Tgt Ion: 202 Resp: 57238  
 Ion Ratio Lower Upper  
 202 100  
 101 22.7 0.0 58.3



Abundance Ion 202.00 (201.70 to 202.70): 4M0613  
 Ion 101.00 (100.70 to 101.70): 4M0613



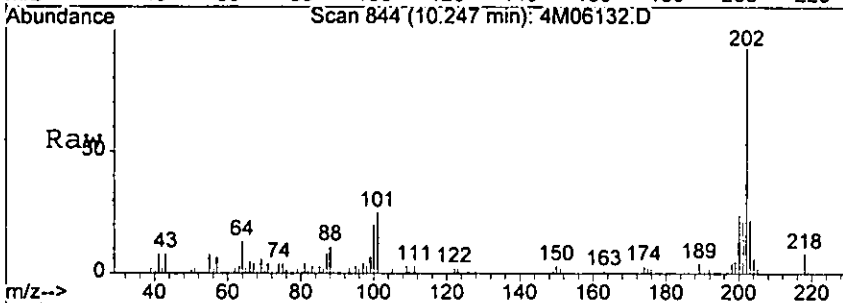
*W000*



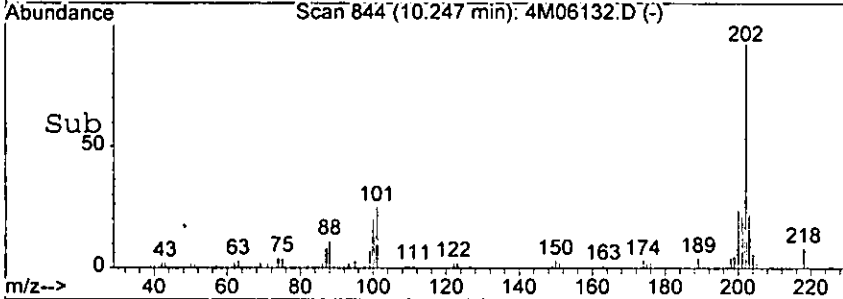
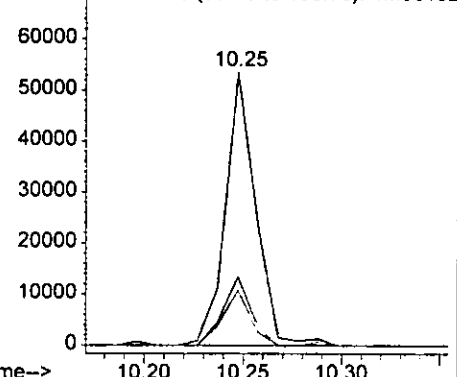
#73  
 Pyrene  
 Concen: 27.75 ng  
 RT: 10.25 min Scan# 844  
 Delta R.T. -0.21 min  
 Lab File: 4M06132.D  
 Acq: 14 Sep 2005 20:14

1158

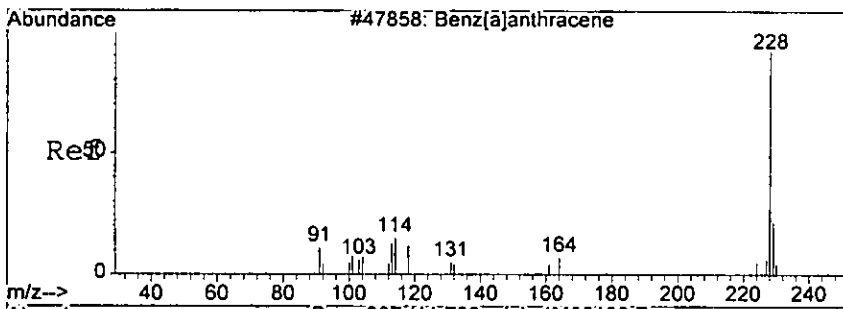
Tgt Ion	Ratio	Resp	Lower	Upper
202	100	56803		
101	25.1		0.0	62.7
100	20.1		0.0	60.5



Abundance Ion 202.00 (201.70 to 202.70): 4M0613  
 Ion 101.00 (100.70 to 101.70): 4M0613  
 Ion 100.00 (99.70 to 100.70): 4M06132

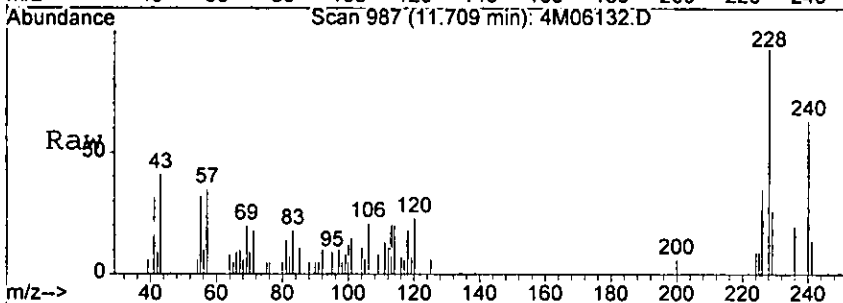


*Handwritten signature*

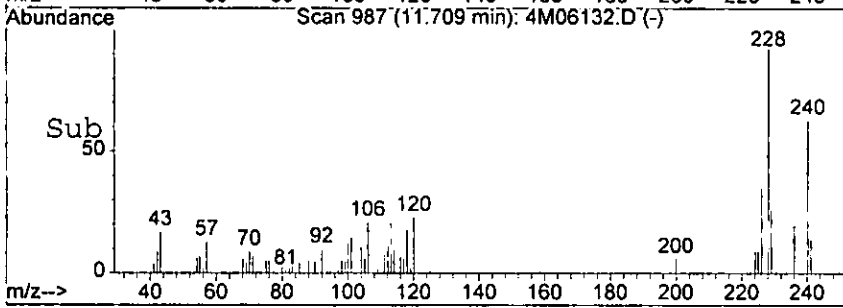
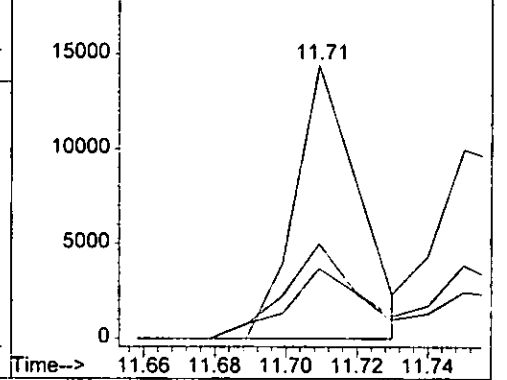


#78  
 Benzo[a]anthracene  
 Concen: 9.89 ng  
 RT: 11.71 min Scan# 987  
 Delta R.T. -0.24 min  
 Lab File: 4M06132.D  
 Acq: 14 Sep 2005 20:14

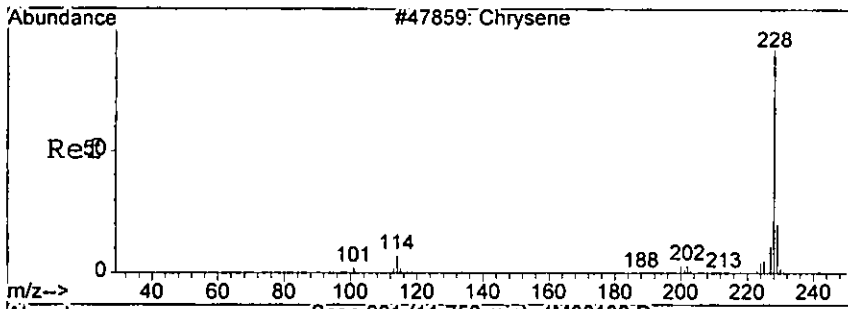
Tgt Ion	Resp	Lower	Upper
228	17819	100	
229	25.6	0.0	60.5
226	34.6	0.0	69.0



Abundance Ion 228.00 (227.70 to 228.70): 4M0613  
 Ion 229.00 (228.70 to 229.70): 4M0613  
 Ion 226.00 (225.70 to 226.70): 4M0613

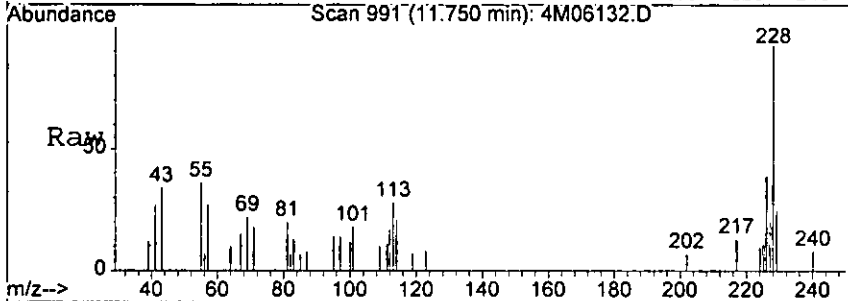


*hgs*

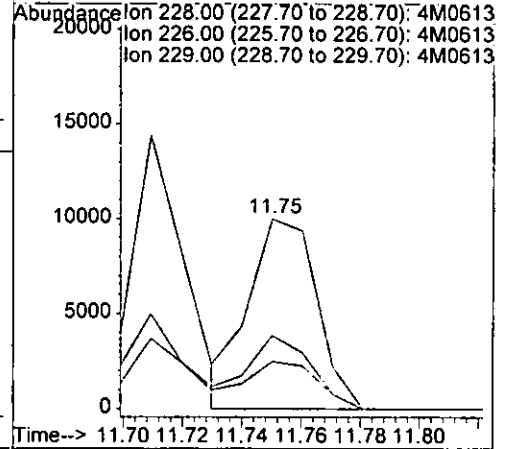
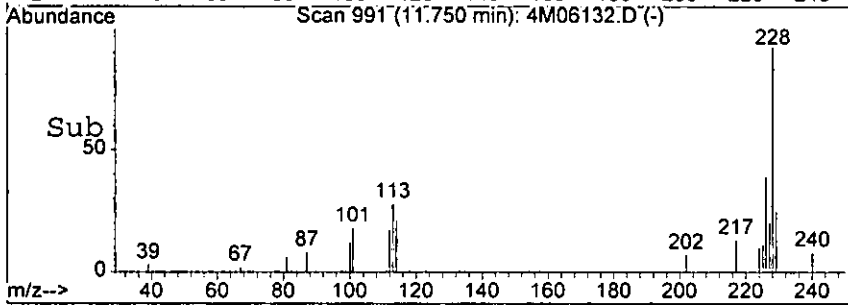


#79  
 Chrysene  
 Concen: 9.61 ng  
 RT: 11.75 min Scan# 991  
 Delta R.T. -0.24 min  
 Lab File: 4M06132.D  
 Acq: 14 Sep 2005 20:14

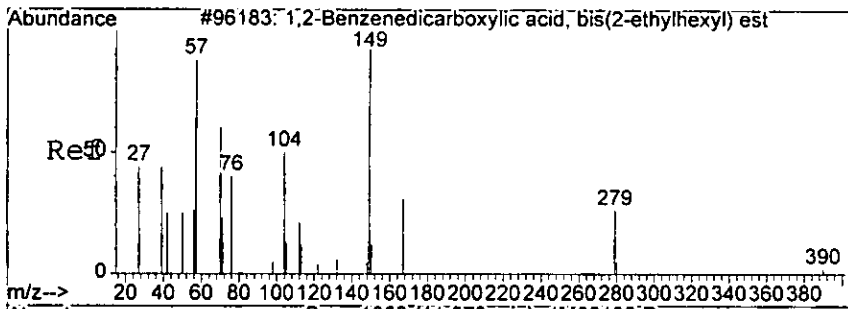
Tgt Ion	228	Resp	15872
Ion Ratio	100	Lower	Upper
226	38.7	12.0	52.0
229	24.8	0.0	61.1



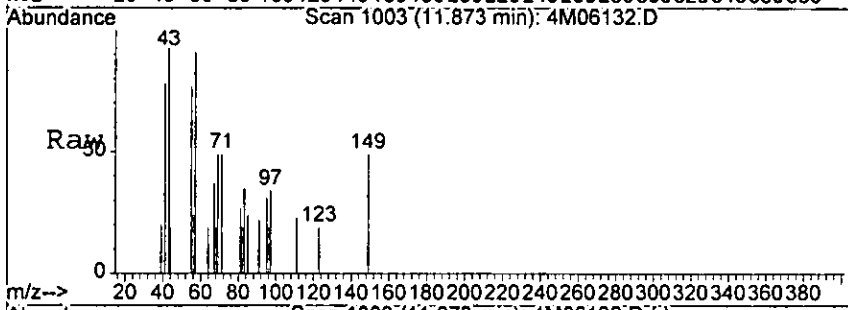
Abundance Ion 228.00 (227.70 to 228.70): 4M0613  
 Ion 226.00 (225.70 to 226.70): 4M0613  
 Ion 229.00 (228.70 to 229.70): 4M0613



*handwritten signature*

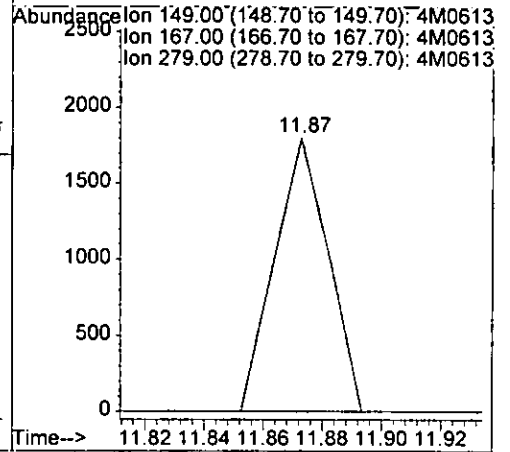
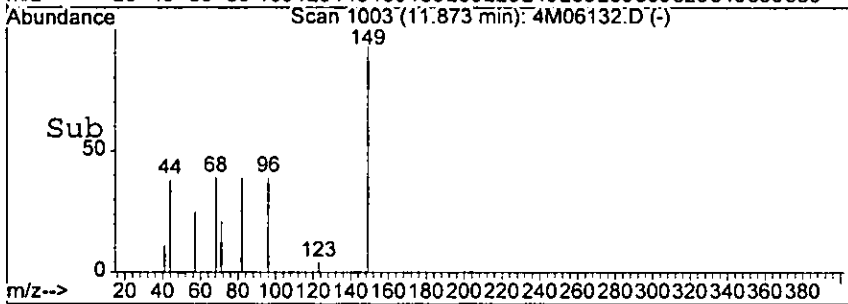


#80  
 bis(2-Ethylhexyl)phthalate  
 Concen: 1.40 ng  
 RT: 11.87 min Scan# 1003  
 Delta R.T. -0.22 min  
 Lab File: 4M06132.D  
 Acq: 14 Sep 2005 20:14

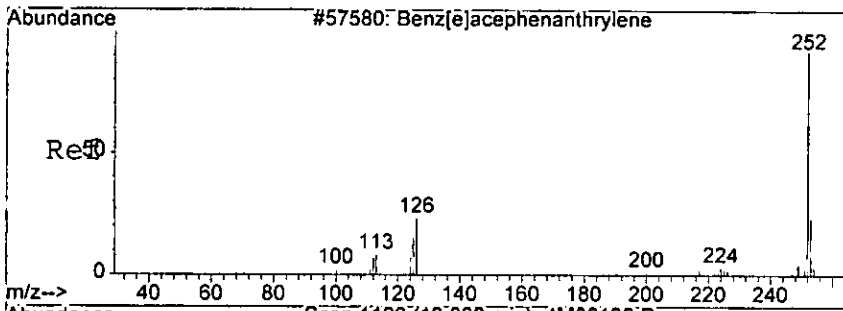


Tgt Ion: 149 Resp: 2252

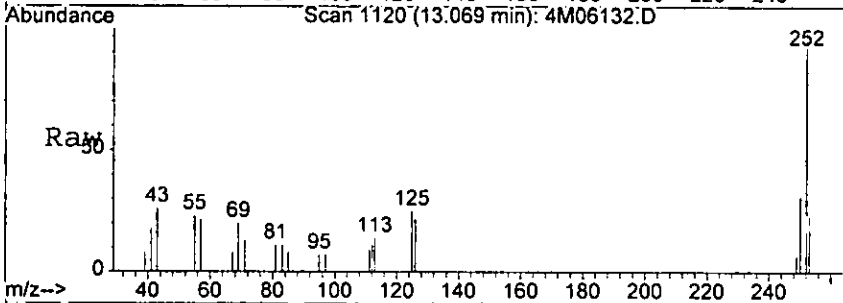
Ion	Ratio	Lower	Upper
149	100		
167	0.0	0.0	53.9
279	0.0	0.0	43.5



*Done*

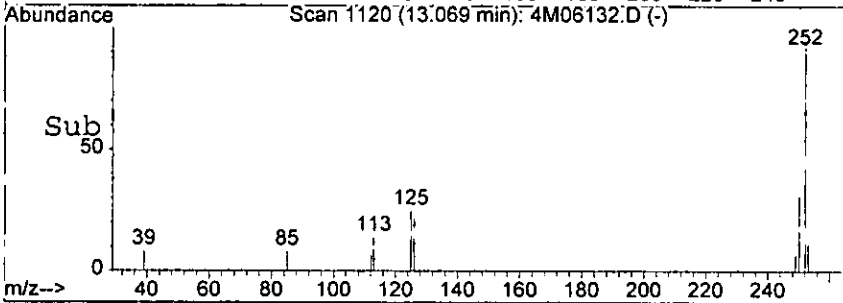


#83  
 Benzo [b] fluoranthene  
 Concen: 10.08 ng m  
 RT: 13.07 min Scan# 1120  
 Delta R.T. -0.25 min  
 Lab File: 4M06132.D  
 Acq: 14 Sep 2005 20:14

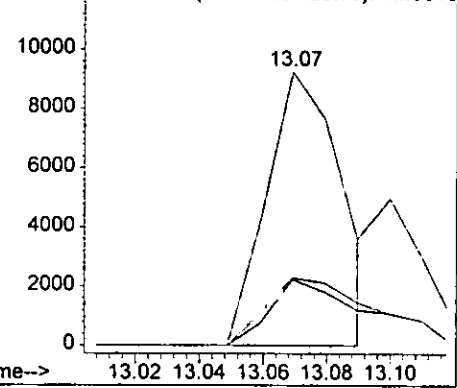


Tgt Ion: 252 Resp: 15129

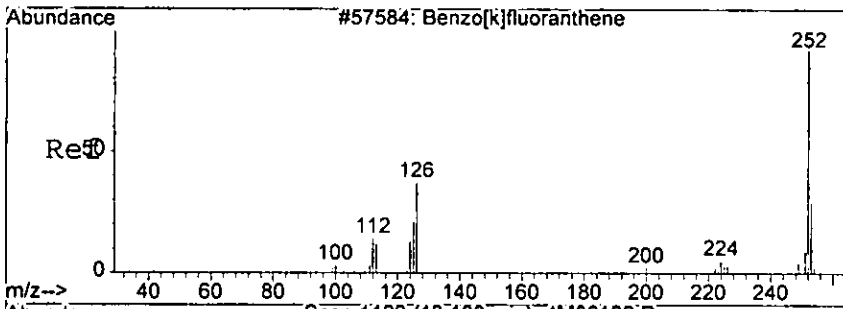
Ion	Ratio	Lower	Upper
252	100		
253	24.2	0.0	63.3
125	24.8	0.0	57.6



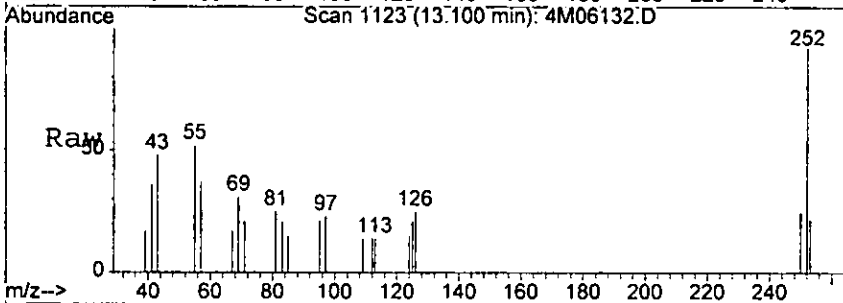
Abundance on 252.00 (251.70 to 252.70): 4M0613  
 on 253.00 (252.70 to 253.70): 4M0613  
 on 125.00 (124.70 to 125.70): 4M0613



*Handwritten signature*

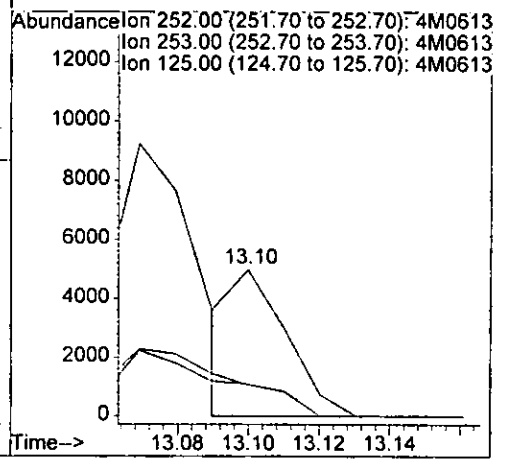
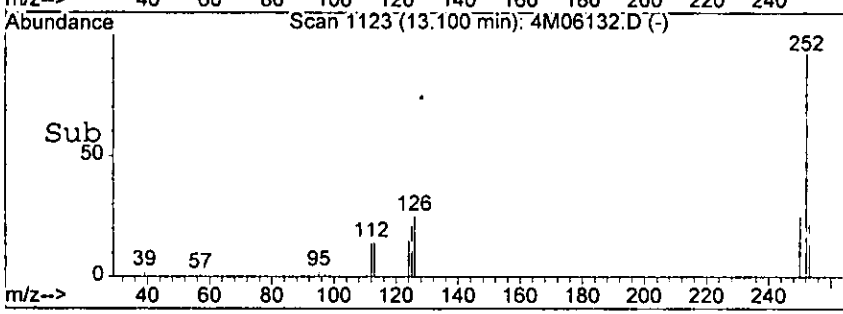


#84  
 Benzo[k]fluoranthene  
 Concen: 3.87 ng m  
 RT: 13.10 min Scan# 1123  
 Delta R.T. -0.26 min  
 Lab File: 4M06132.D  
 Acq: 14 Sep 2005 20:14



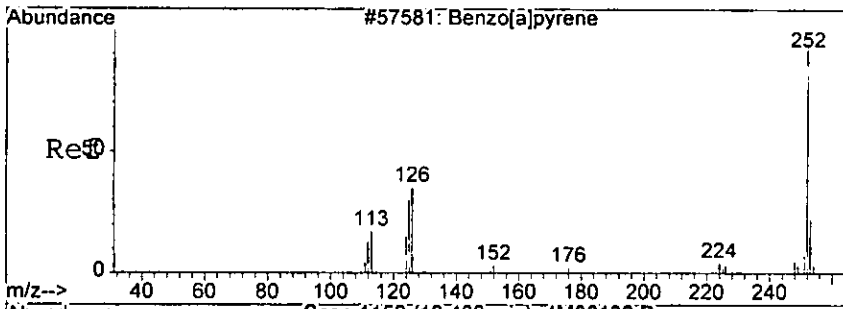
Tgt Ion: 252 Resp: 5327

Ion	Ratio	Lower	Upper
252	100		
253	21.8	0.0	63.5
125	21.4	0.0	53.8



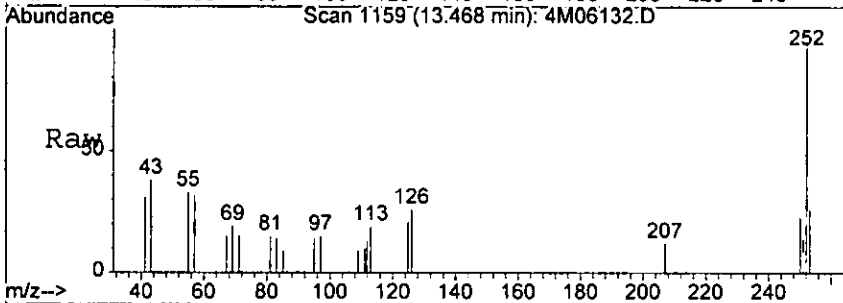
*hgoor*





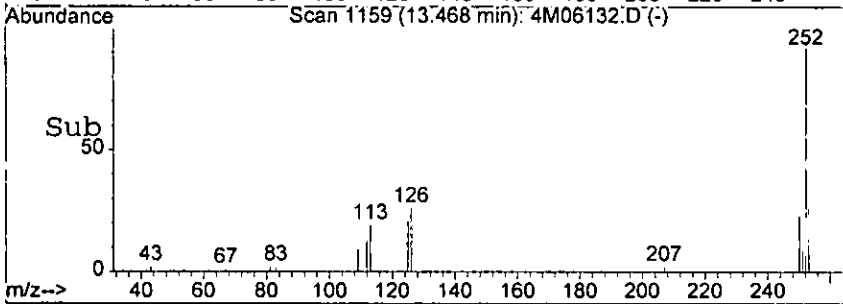
#85  
 Benzo[a]pyrene  
 Concen: 8.61 ng  
 RT: 13.47 min Scan# 1159  
 Delta R.T. -0.25 min  
 Lab File: 4M06132.D  
 Acq: 14 Sep 2005 20:14

1174

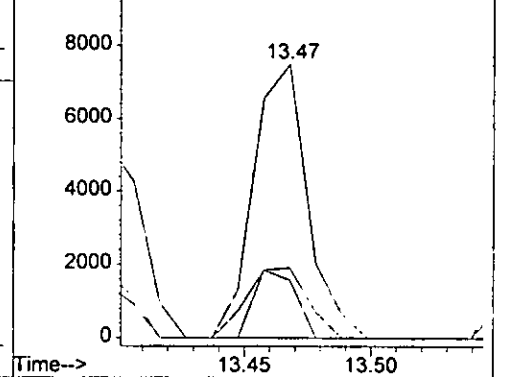


Tgt Ion: 252 Resp: 11066

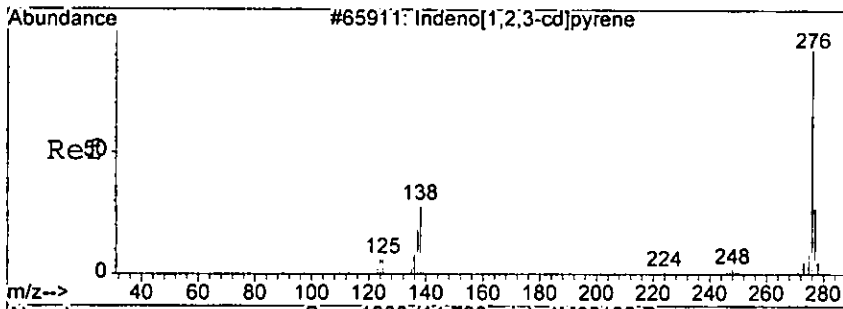
Ion	Ratio	Lower	Upper
252	100		
253	25.5	0.0	62.9
125	21.1	0.0	57.6



Abundance Ion 252.00 (251.70 to 252.70): 4M0613  
 Ion 253.00 (252.70 to 253.70): 4M0613  
 Ion 125.00 (124.70 to 125.70): 4M0613

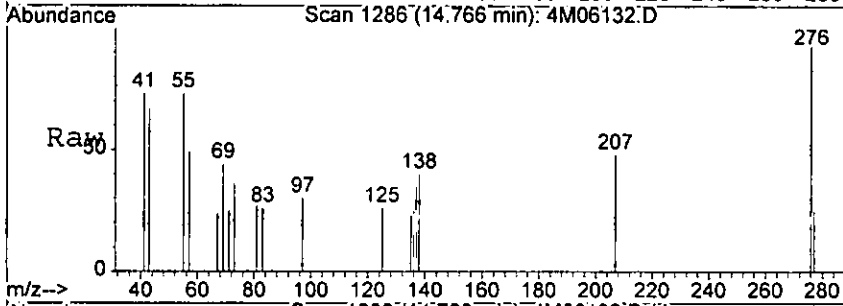


*hjar*

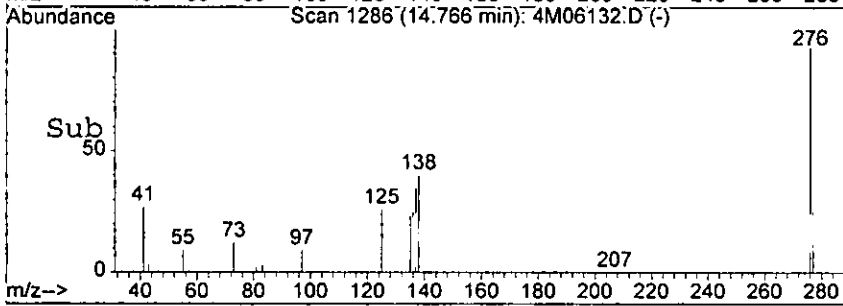
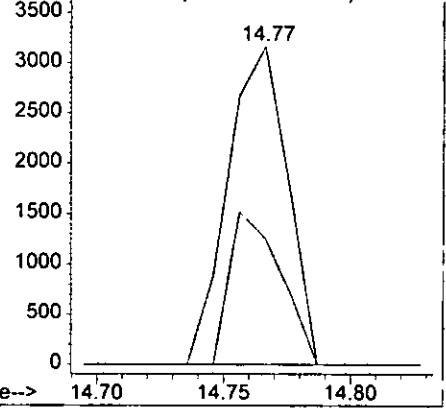


#86  
 Indeno[1,2,3-cd]pyrene  
 Concen: 4.23 ng  
 RT: 14.77 min Scan# 1286  
 Delta R.T. -0.26 min  
 Lab File: 4M06132.D  
 Acq: 14 Sep 2005 20:14

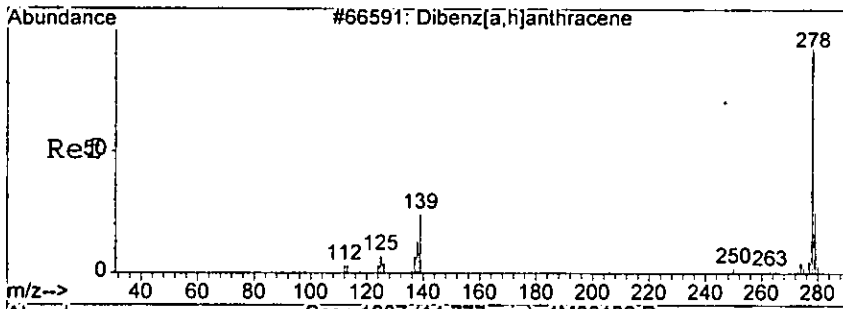
Tgt Ion: 276 Resp: 5146  
 Ion Ratio Lower Upper  
 276 100  
 138 39.7 0.0 73.4



Abundance Ion 276.00 (275.70 to 276.70): 4M0613  
 Ion 138.00 (137.70 to 138.70): 4M0613



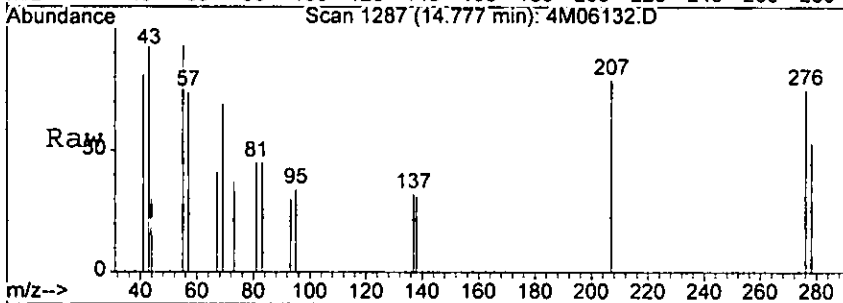
*h990*



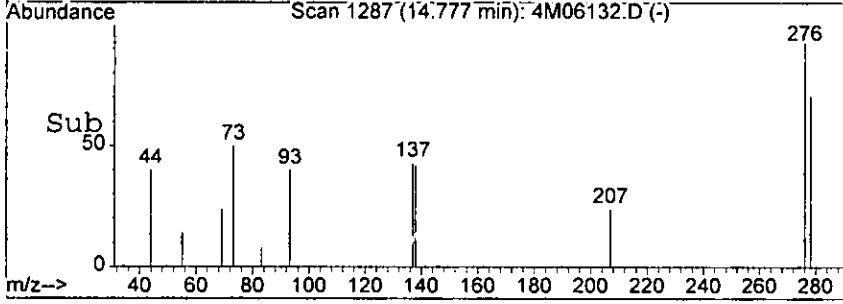
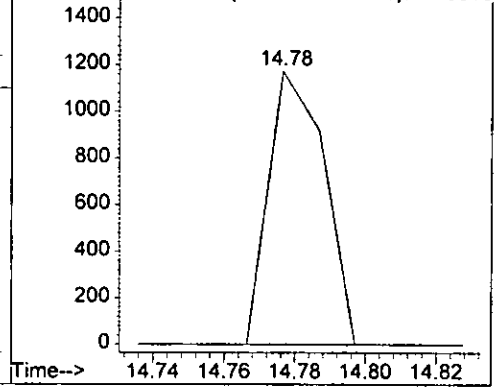
#87  
 Dibenzo[a,h]anthracene  
 Concen: 1.31 ng  
 RT: 14.78 min Scan# 1287  
 Delta R.T. -0.27 min  
 Lab File: 4M06132.D  
 Acq: 14 Sep 2005 20:14

1176

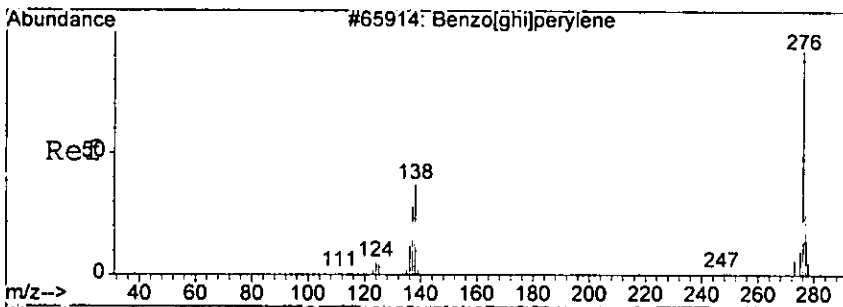
Tgt Ion	Ratio	Resp	Lower	Upper
278	100	1283		
139	0.0	0.0	63.8	
279	0.0	0.0	64.0	



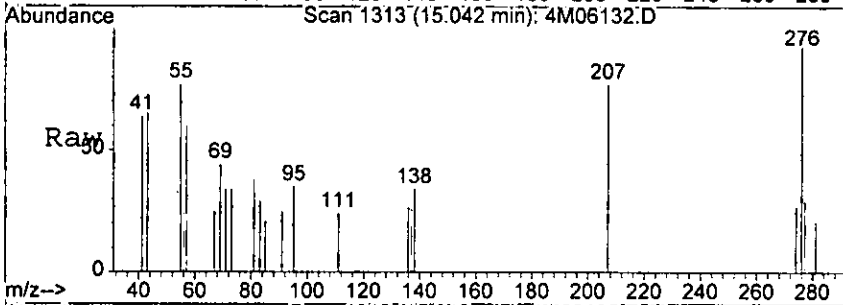
Abundance Ion 278.00 (277.70 to 278.70): 4M0613  
 1600 Ion 139.00 (138.70 to 139.70): 4M0613  
 Ion 279.00 (278.70 to 279.70): 4M0613



*h200r*

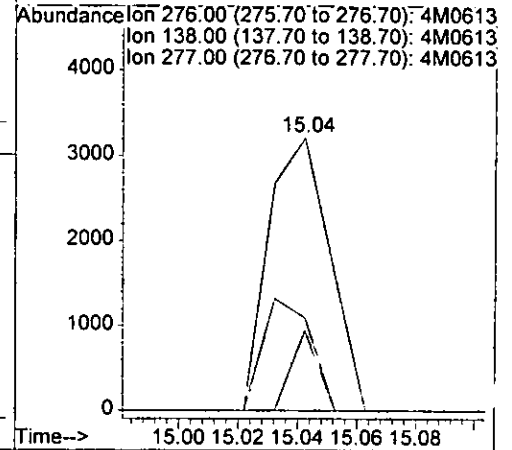
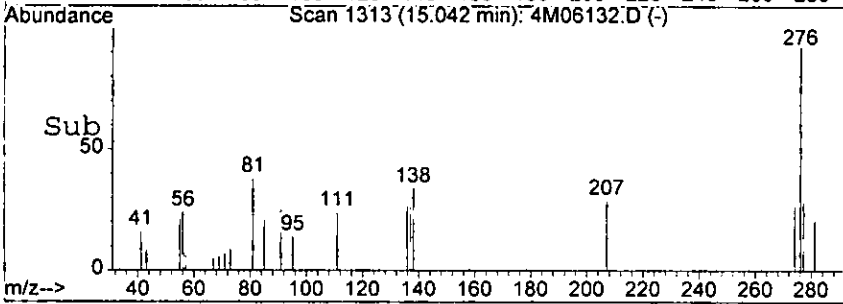


#88  
 Benzo[g,h,i]perylene  
 Concen: 4.87 ng  
 RT: 15.04 min Scan# 1313  
 Delta R.T. -0.26 min  
 Lab File: 4M06132.D  
 Acq: 14 Sep 2005 20:14



Tgt Ion: 276 Resp: 4580

Ion	Ratio	Lower	Upper
276	100		
138	34.3	0.0	74.1
277	29.5	0.0	65.0



*Handwritten signature*

# Form1

## ORGANICS SEMIVOLATILE REPORT

1178

Sample Number: AC19506-023(3X)  
 Client Id: PCTP65 (0.5)  
 Data File: 4M06113.D  
 Analysis Date: 09/14/05 12:26  
 Date Rec/Extracted: 09/09/05-09/13/05

Matrix: Soil  
 Initial Vol: 30g  
 Final Vol: 1ml  
 Dilution: 3  
 Solids: 90

Units: mg/Kg

Cas #	Compound	RL	Conc	Cas #	Compound	RL	Conc
120-82-1	1,2,4-Trichlorobenzene	0.030	U	205-99-2	Benzo[b]fluoranthene	0.033	12
95-50-1	1,2-Dichlorobenzene	0.051	U	191-24-2	Benzo[g,h,i]perylene	0.021	8.5
122-66-7	1,2-Diphenylhydrazine	0.032	U	207-08-9	Benzo[k]fluoranthene	0.036	2.9
541-73-1	1,3-Dichlorobenzene	0.047	U	111-91-1	bis(2-Chloroethoxy)methan	0.025	U
106-46-7	1,4-Dichlorobenzene	0.056	U	111-44-4	bis(2-Chloroethyl)ether	0.059	U
95-95-4	2,4,5-Trichlorophenol	1.5	U	108-60-1	bis(2-chloroisopropyl)ether	0.036	U
88-06-2	2,4,6-Trichlorophenol	2.7	U	117-81-7	bis(2-Ethylhexyl)phthalate	0.10	U
120-83-2	2,4-Dichlorophenol	0.18	U	85-68-7	Butylbenzylphthalate	0.045	U
105-67-9	2,4-Dimethylphenol	0.15	U	86-74-8	Carbazole	0.033	0.19
51-28-5	2,4-Dinitrophenol	0.76	U	218-01-9	Chrysene	0.023	7.8
121-14-2	2,4-Dinitrotoluene	0.041	U	84-74-2	Di-n-butylphthalate	0.025	U
606-20-2	2,6-Dinitrotoluene	0.046	U	117-84-0	Di-n-octylphthalate	0.026	U
91-58-7	2-Chloronaphthalene	0.031	U	53-70-3	Dibenzo[a,h]anthracene	0.039	2.5
95-57-8	2-Chlorophenol	0.23	U	132-64-9	Dibenzofuran	0.14	0.11 J
91-57-6	2-Methylnaphthalene	0.14	U	84-66-2	Diethylphthalate	0.031	U
95-48-7	2-Methylphenol	0.53	U	131-11-3	Dimethylphthalate	0.025	U
88-74-4	2-Nitroaniline	0.078	U	206-44-0	Fluoranthene	0.032	9.9
88-75-5	2-Nitrophenol	0.13	U	86-73-7	Fluorene	0.028	0.24
106-44-5	3&4-Methylphenol	0.59	U	118-74-1	Hexachlorobenzene	0.051	U
91-94-1	3,3'-Dichlorobenzidine	0.24	U	87-68-3	Hexachlorobutadiene	0.047	U
99-09-2	3-Nitroaniline	0.46	U	77-47-4	Hexachlorocyclopentadiene	0.30	U
534-52-1	4,6-Dinitro-2-methylphenol	0.21	U	67-72-1	Hexachloroethane	0.083	U
101-55-3	4-Bromophenyl-phenylether	0.043	U	193-39-5	Indeno[1,2,3-cd]pyrene	0.015	6.8
59-50-7	4-Chloro-3-methylphenol	0.28	U	78-59-1	Isophorone	0.034	U
106-47-8	4-Chloroaniline	0.86	U	621-64-7	N-Nitroso-di-n-propylamine	0.054	U
7005-72-3	4-Chlorophenyl-phenylether	0.051	U	62-75-9	N-Nitrosodimethylamine	1.3	U
100-01-6	4-Nitroaniline	0.27	U	86-30-6	n-Nitrosodiphenylamine	0.053	U
100-02-7	4-Nitrophenol	0.20	U	91-20-3	Naphthalene	0.026	0.28
83-32-9	Acenaphthene	0.046	U	98-95-3	Nitrobenzene	0.044	U
208-96-8	Acenaphthylene	0.026	0.54	87-86-5	Pentachlorophenol	0.14	U
120-12-7	Anthracene	0.029	1.2	85-01-8	Phenanthrene	0.026	4.8
92-87-5	Benzidine	0.25	U	108-95-2	Phenol	0.17	U
56-55-3	Benzo[a]anthracene	0.019	8.4	129-00-0	Pyrene	0.026	13
50-32-8	Benzo[a]pyrene	0.026	9.8				

Worksheet #: 19611

**Total Target Concentration 88.96**

U - Indicates the compound was analyzed but not detected.  
 B - Indicates the analyte was found in the blank as well as in the sample.  
 E - Indicates the analyte concentration exceeds the calibration range of the instrument.

R - Retention Time Out  
 J - Indicates an estimated value when a compound is detected at less than the specified detection limit.

1179

Data File : G:\GcMsData\2005\Gcms\_4\Data\09-14-05\4M06113.D Vial: 8  
 Acq On : 14 Sep 2005 12:26 Operator: AHD  
 Sample : AC19506-023(3X) Inst : GCMS\_4  
 Misc : S,BN:3 Multiplr: 1.00  
 MS Integration Params: RTEINT.P  
 Quant Time: Sep 22 16:23 2005

Quant Results File: 4M\_0901.RES

Quant Method : G:\GCMSDATA\2005\GCMS\_4\METHODS\4M\_0901.M (RTE Integrator)  
 Title : @GCMS\_4,mg,625,8270  
 Last Update : Fri Sep 02 08:08:19 2005  
 Response via : Initial Calibration  
 DataAcq Meth : 4M\_0901

Internal Standards	R.T.	QIon	Response	Conc	Units	Dev(Min)
1) 1,4-Dichlorobenzene-d4	4.53	152	65133	40.00	ng	-0.15
19) Naphthalene-d8	5.53	136	208573	40.00	ng	-0.15
35) Acenaphthene-d10	7.03	164	101447	40.00	ng	-0.18
59) Phenanthrene-d10	8.58	188	159939	40.00	ng	-0.21
72) Chrysene-d12	11.72	240	88865	40.00	ng	-0.24
81) Perylene-d12	13.52	264	54051	40.00	ng	-0.27
<b>System Monitoring Compounds</b>						
4) 2-Fluorophenol	3.34	112	102000	51.01	ng	-0.17
Spiked Amount	200.000		Recovery	=	25.51%	
7) Phenol-d5	4.27	99	141212	55.85	ng	-0.14
Spiked Amount	200.000		Recovery	=	27.93%	
20) Nitrobenzene-d5	4.98	128	27166	24.90	ng	-0.15
Spiked Amount	100.000		Recovery	=	24.90%	
40) 2-Fluorobiphenyl	6.42	172	99408	27.77	ng	-0.17
Spiked Amount	100.000		Recovery	=	27.77%	
62) 2,4,6-Tribromophenol	7.84	332	32436	50.71	ng	-0.20
Spiked Amount	200.000		Recovery	=	25.36%	
75) Terphenyl-d14	10.47	244	79572	32.90	ng	-0.22
Spiked Amount	100.000		Recovery	=	32.90%	
<b>Target Compounds</b>						<b>Qvalue</b>
29) Naphthalene	5.55	128	13774	2.52	ng	96
46) Acenaphthylene	6.89	152	22383	4.86	ng	97
52) Dibenzofuran	7.23	168	4441	1.02	ng	96
55) Fluorene	7.58	166	6425	2.14	ng	97
67) Phenanthrene	8.61	178	181329	43.10	ng	99
68) Anthracene	8.66	178	51416	11.19	ng	97
69) Carbazole	8.88	167	7187	1.68	ng	95
71) Fluoranthene	9.98	202	419120	88.72	ng	98
73) Pyrene	10.25	202	411935	120.72	ng	94
78) Benzo[a]anthracene	11.71	228	227244	75.66	ng	98
79) Chrysene	11.75	228	193847	70.39	ng	99
83) Benzo[b]fluoranthene	13.07	252	243848m	105.84	ng	
84) Benzo[k]fluoranthene	13.10	252	54844m	25.98	ng	
85) Benzo[a]pyrene	13.46	252	173887	88.18	ng	98
86) Indeno[1,2,3-cd]pyrene	14.76	276	113836	60.89	ng	96
87) Dibenzo[a,h]anthracene	14.77	278	33686	22.43	ng	91
88) Benzo[g,h,i]perylene	15.03	276	110543	76.56	ng	94

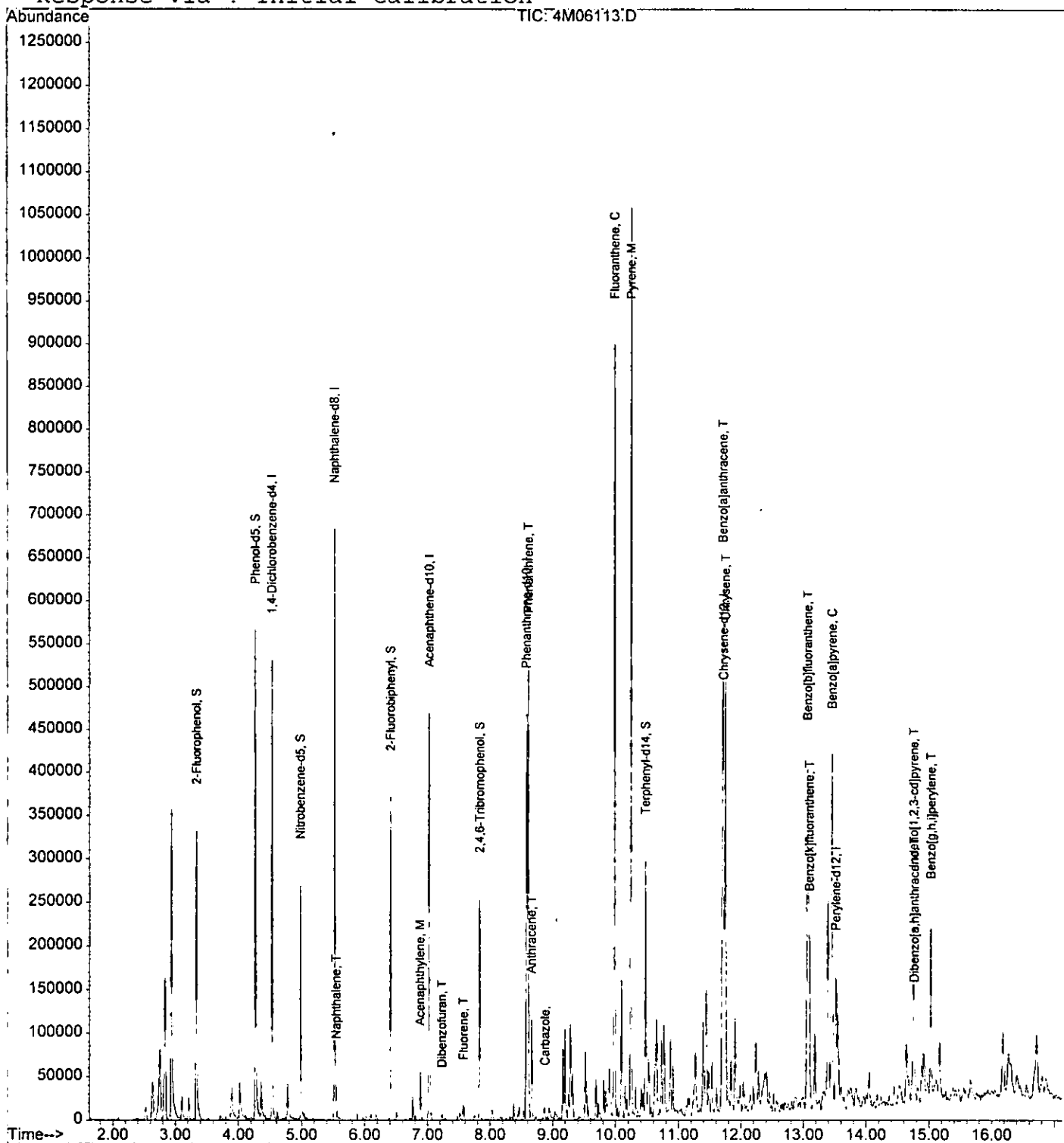
*handwritten signature*

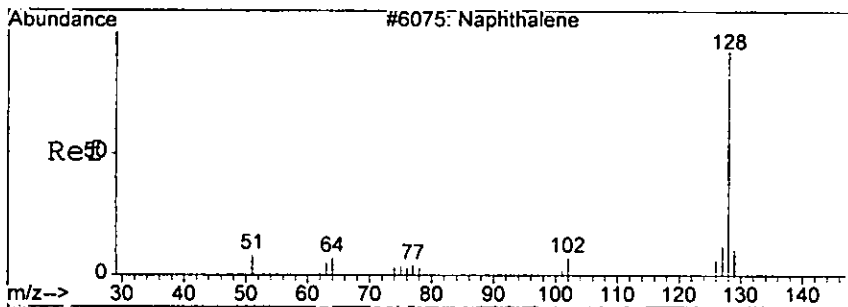
Quantitation Report

Data File : G:\GcMsData\2005\Gcms\_4\Data\09-14-05\4M06113.D Vial: 8  
Acq On : 14 Sep 2005 12:26 Operator: AHD  
Sample : AC19506-023 (3X) Inst : GCMS\_4  
Misc : S,BN:3 Multiplr: 1.00  
MS Integration Params: RTEINT.P  
Quant Time: Sep 22 16:23 2005

Quant Results File: 4M\_0901.RES

Method : G:\GCMSDATA\2005\GCMS\_4\METHODS\4M\_0901.M (RTE Integrator)  
Title : @GCMS\_4,mg,625,8270  
Last Update : Thu Sep 01 11:26:24 2005  
Response via : Initial Calibration

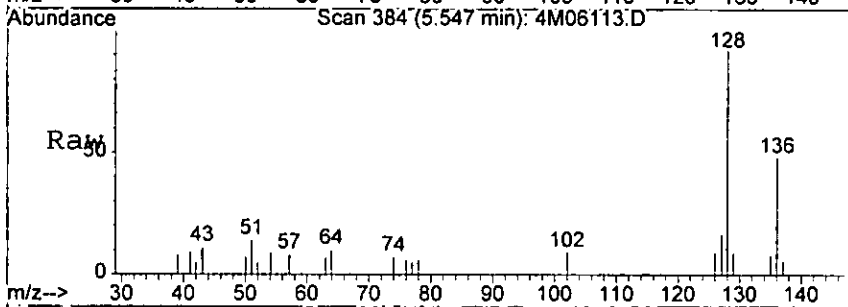




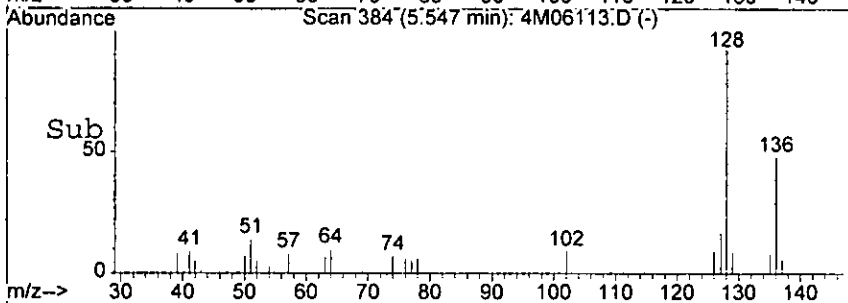
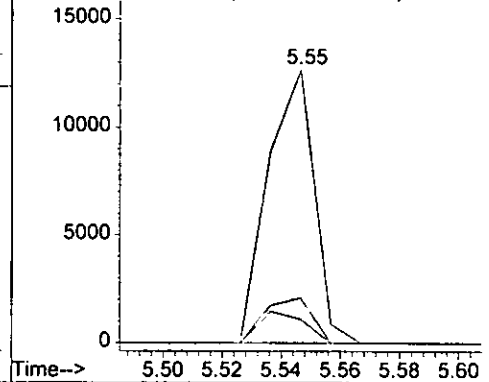
#29  
 Naphthalene  
 Concen: 2.52 ng  
 RT: 5.55 min Scan# 384  
 Delta R.T. -0.15 min  
 Lab File: 4M06113.D  
 Acq: 14 Sep 2005 12:26

181

Tgt Ion	Resp	Lower	Upper
128	13774		
128	100		
129	8.7	0.0	51.8
127	16.5	0.0	57.0

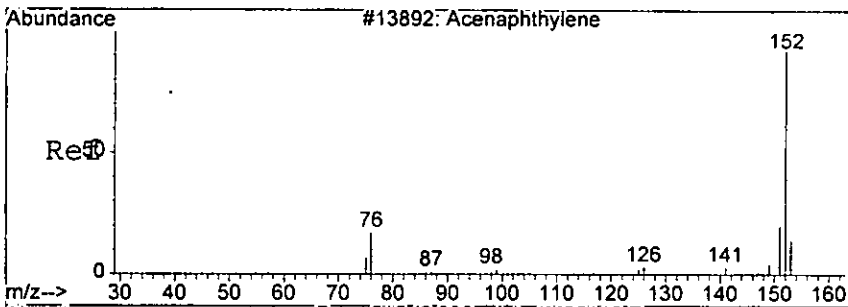


Abundance Ion 128.00 (127.70 to 128.70): 4M0611  
 Ion 129.00 (128.70 to 129.70): 4M0611  
 Ion 127.00 (126.70 to 127.70): 4M0611

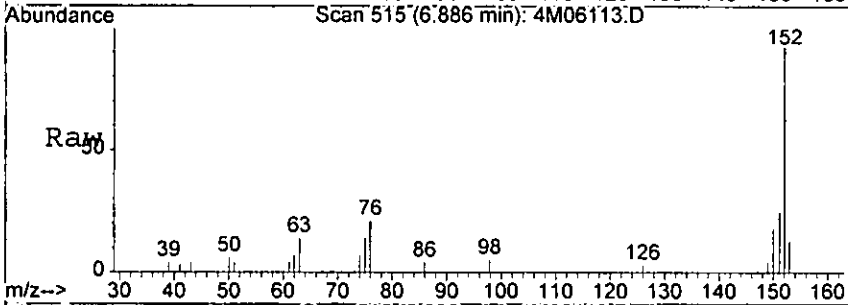


*Handwritten signature*



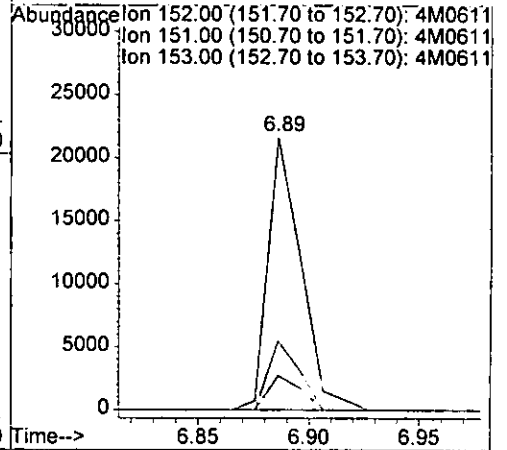
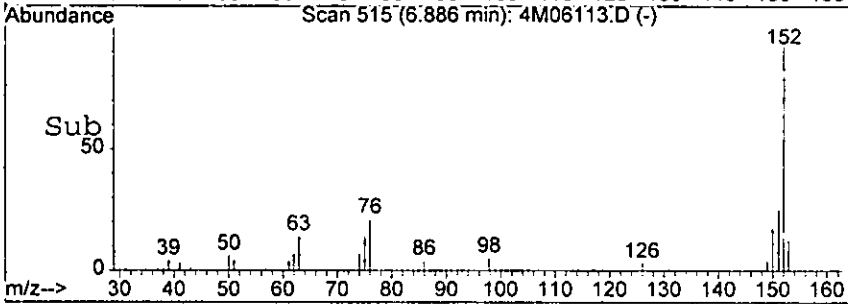


#46  
 Acenaphthylene  
 Concen: 4.86 ng  
 RT: 6.89 min Scan# 515  
 Delta R.T. -0.19 min  
 Lab File: 4M06113.D  
 Acq: 14 Sep 2005 12:26

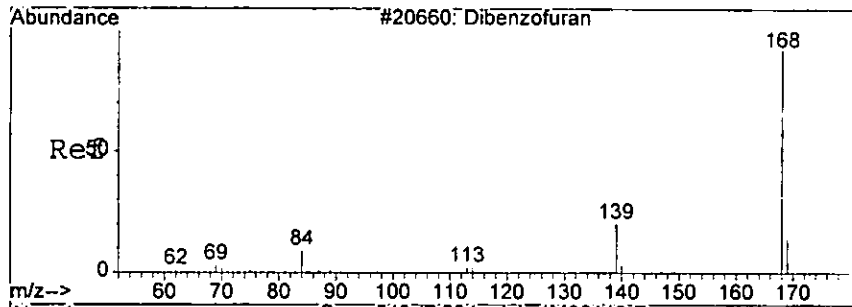


Tgt Ion: 152 Resp: 22383

Ion	Ratio	Lower	Upper
152	100		
151	25.3	0.0	63.6
153	12.6	0.0	53.8

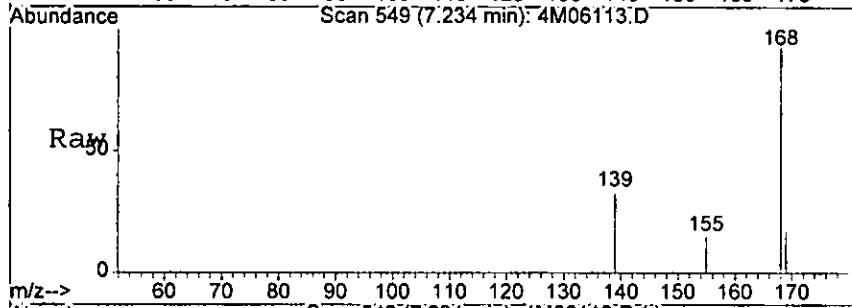


*handwritten signature*

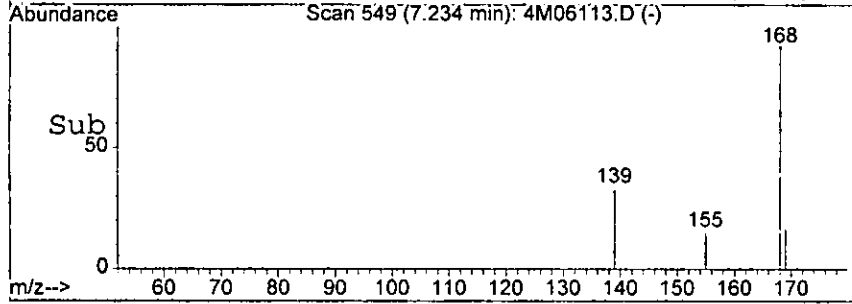
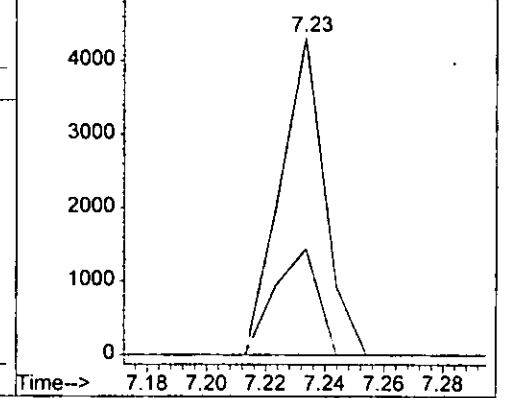


#52  
 Dibenzofuran  
 Concen: 1.02 ng  
 RT: 7.23 min Scan# 549  
 Delta R.T. -0.19 min  
 Lab File: 4M06113.D  
 Acq: 14 Sep 2005 12:26

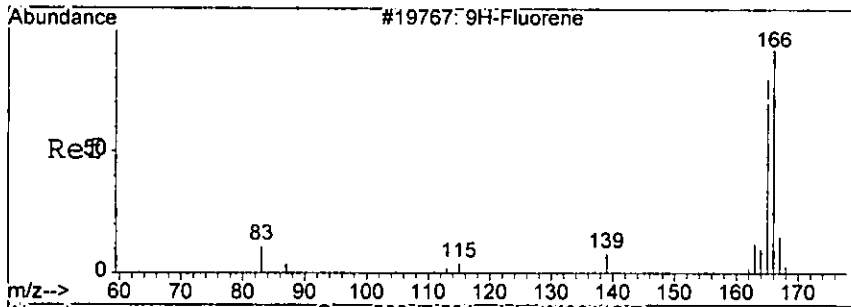
Tgt Ion: 168 Resp: 4441  
 Ion Ratio Lower Upper  
 168 100  
 139 33.4 6.0 66.0



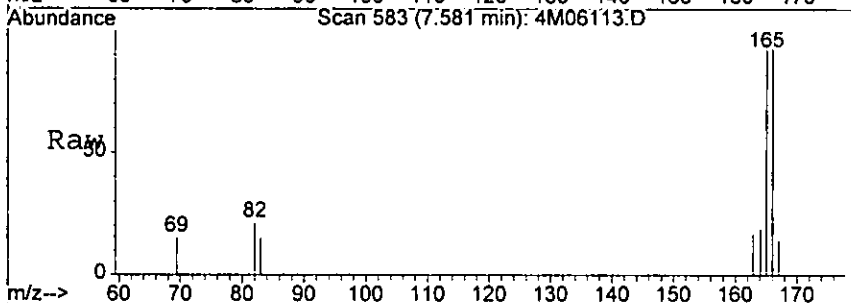
Abundance Ion 168.00 (167.70 to 168.70): 4M06113.D  
 5000 Ion 139.00 (138.70 to 139.70): 4M06113.D



*handwritten signature*

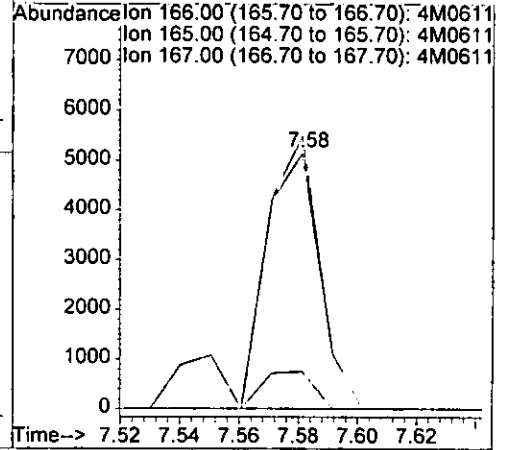
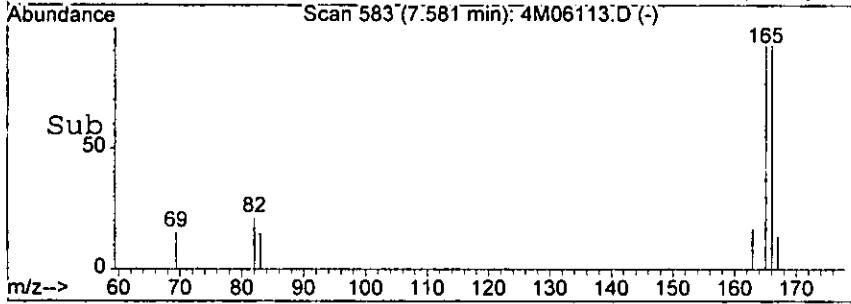


#55  
 Fluorene  
 Concen: 2.14 ng  
 RT: 7.58 min Scan# 58  
 Delta R.T. -0.19 min  
 Lab File: 4M06113.D  
 Acq: 14 Sep 2005 12:26

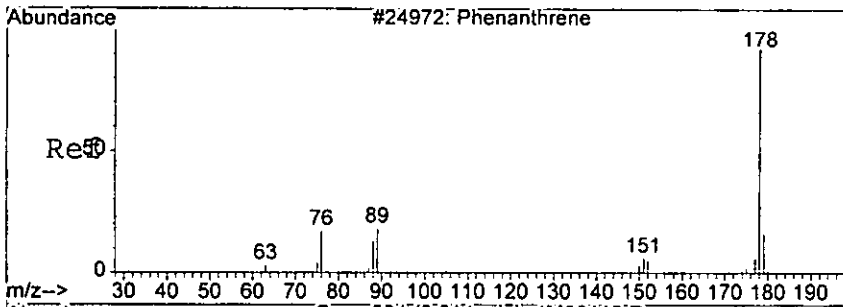


Tgt Ion: 166 Resp: 6425

Ion	Ratio	Lower	Upper
166	100		
165	106.6	63.3	143.3
167	14.7	0.0	54.6



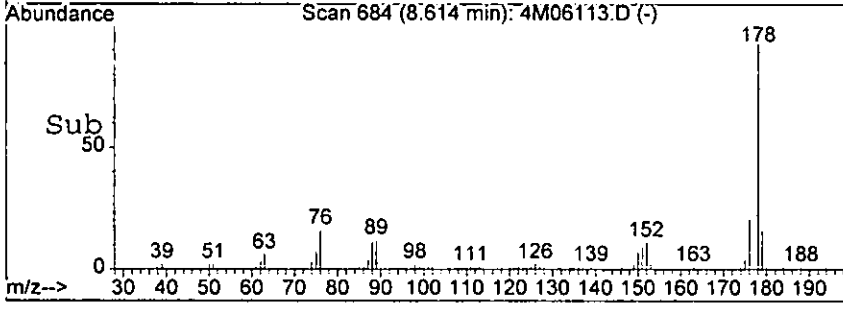
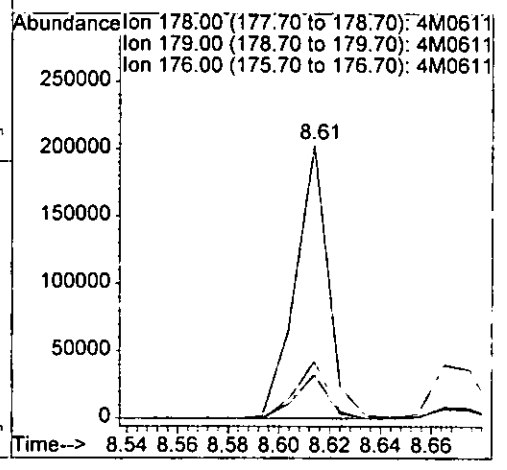
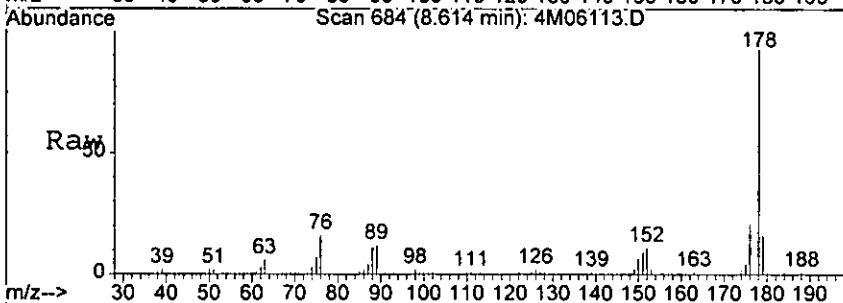
*handwritten signature*



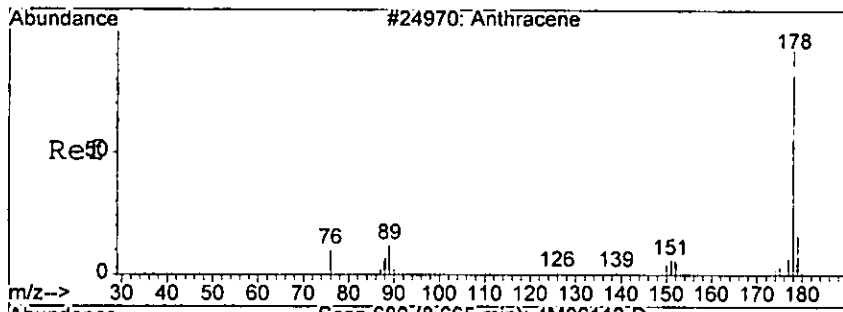
#67  
 Phenanthrene  
 Concen: 43.10 ng  
 RT: 8.61 min Scan# 684  
 Delta R.T. -0.21 min  
 Lab File: 4M06113.D  
 Acq: 14 Sep 2005 12:26

1185

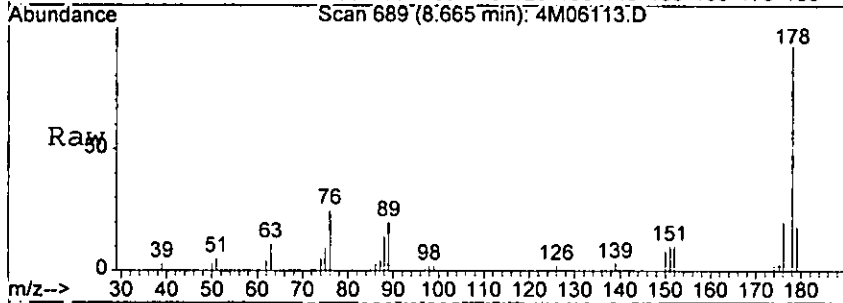
Tgt Ion	Ratio	Lower	Upper
178	100		
179	15.9	0.0	56.6
176	20.8	0.0	60.5



*h200*

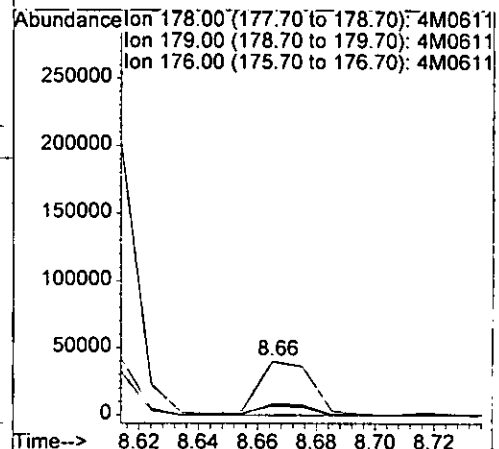
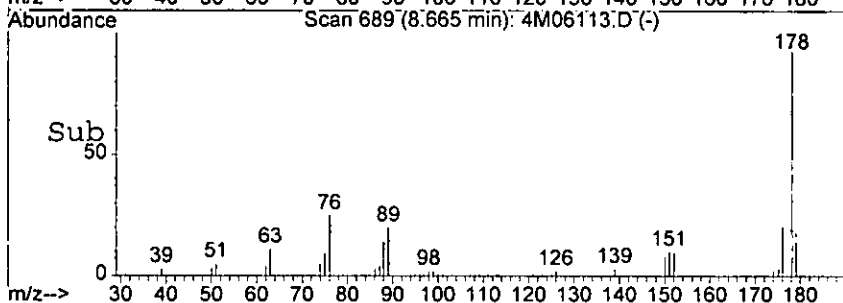


#68  
 Anthracene  
 Concn: 11.19 ng  
 RT: 8.66 min Scan# 689  
 Delta R.T. -0.21 min  
 Lab File: 4M06113.D  
 Acq: 14 Sep 2005 12:26

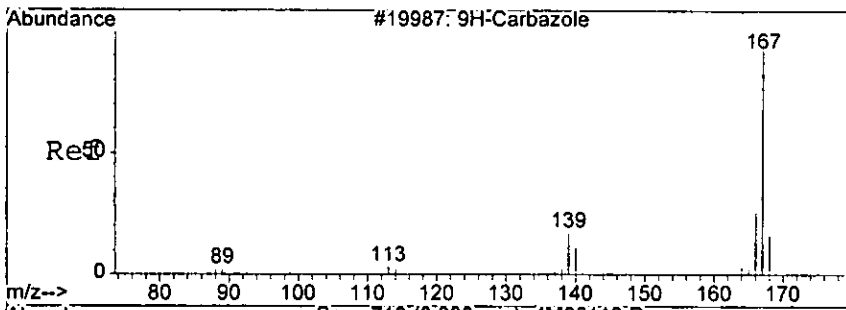


Tgt Ion: 178 Resp: 51416

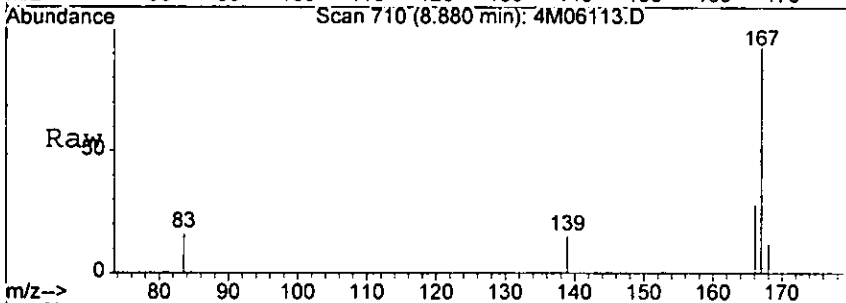
Ion	Ratio	Lower	Upper
178	100		
179	17.8	0.0	56.6
176	21.3	0.0	60.2



*handwritten signature*

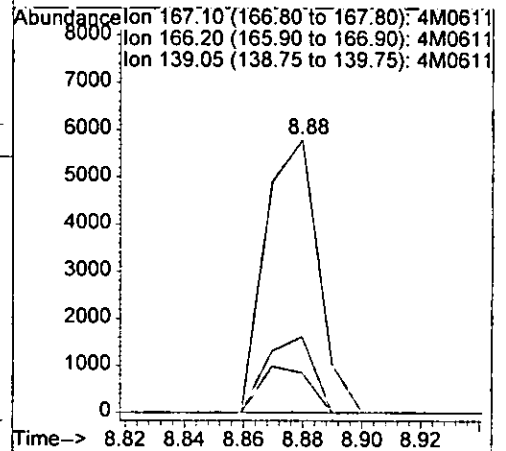
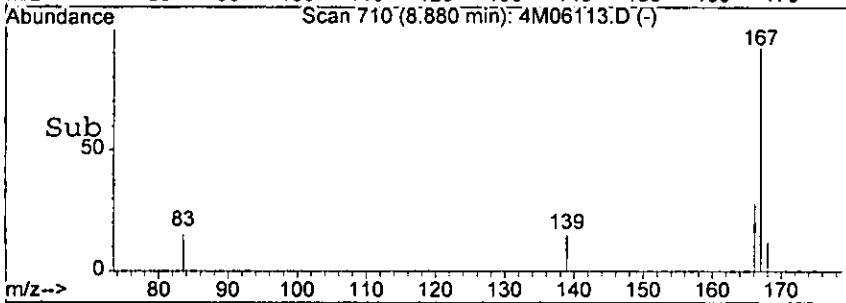


#69  
 Carbazole  
 Concen: 1.68 ng  
 RT: 8.88 min Scan# 710  
 Delta R.T. -0.20 min  
 Lab File: 4M06113.D  
 Acq: 14 Sep 2005 12:26

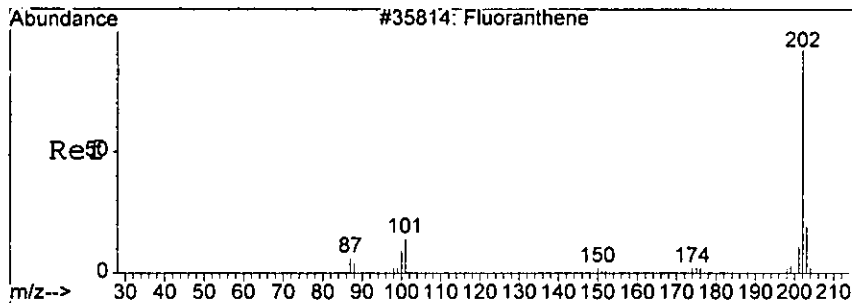


Tgt Ion: 167 Resp: 7187

Ion	Ratio	Lower	Upper
167	100		
166	28.0	4.9	44.9
139	14.6	0.0	33.9



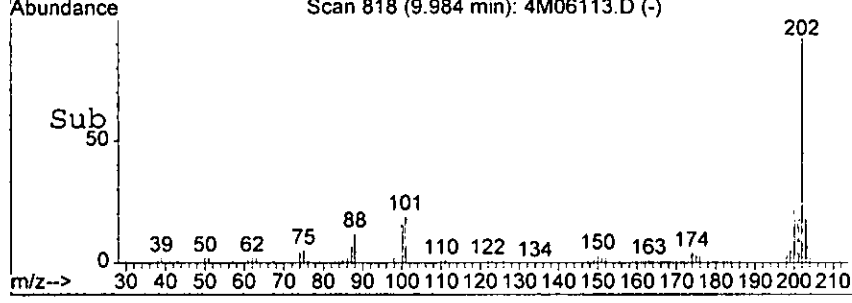
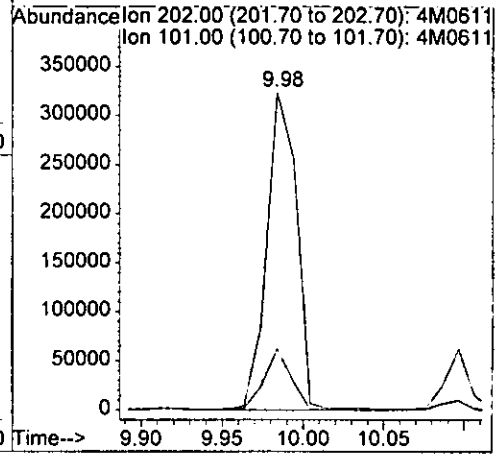
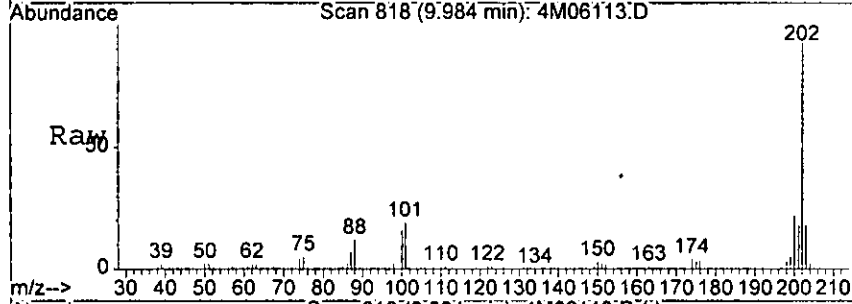
*hasar*



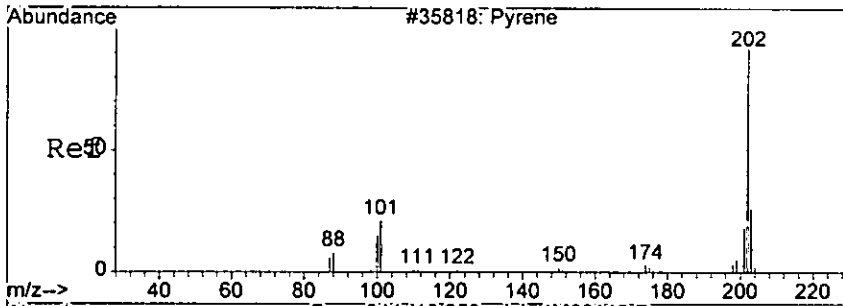
#71  
 Fluoranthene  
 Concen: 88.72 ng  
 RT: 9.98 min Scan# 818  
 Delta R.T. -0.22 min  
 Lab File: 4M06113.D  
 Acq: 14 Sep 2005 12:26

1181

Tgt Ion: 202 Resp: 419120  
 Ion Ratio Lower Upper  
 202 100  
 101 19.3 0.0 58.3

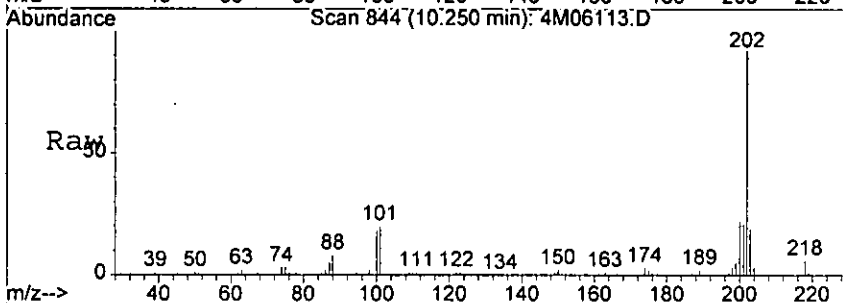


*Handwritten signature*



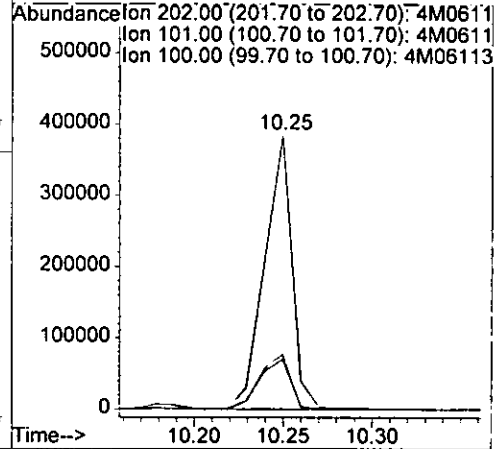
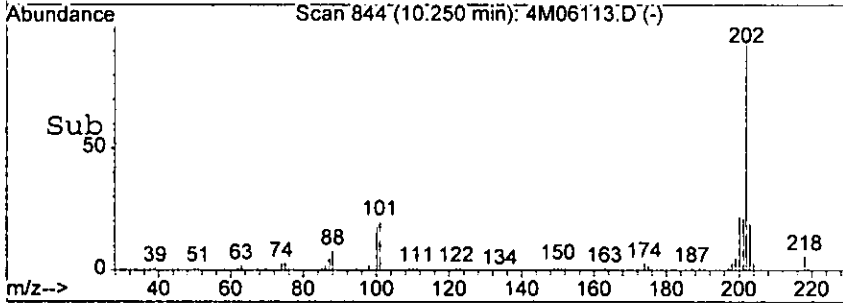
#73  
 Pyrene  
 Concen: 120.72 ng  
 RT: 10.25 min Scan# 844  
 Delta R.T. -0.21 min  
 Lab File: 4M06113.D  
 Acq: 14 Sep 2005 12:26

188



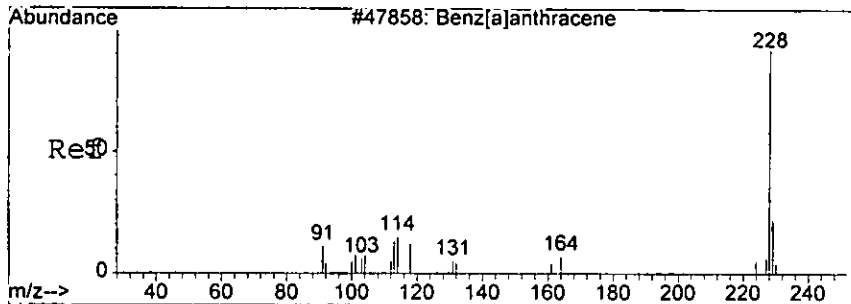
Tgt Ion: 202 Resp: 411935

Ion	Ratio	Lower	Upper
202	100		
101	19.8	0.0	62.7
100	18.1	0.0	60.5



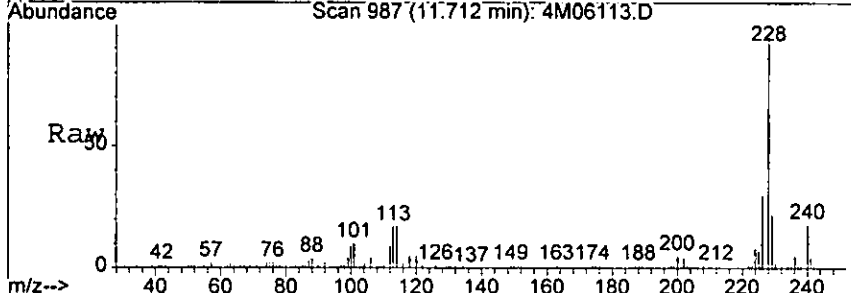
*handwritten signature*



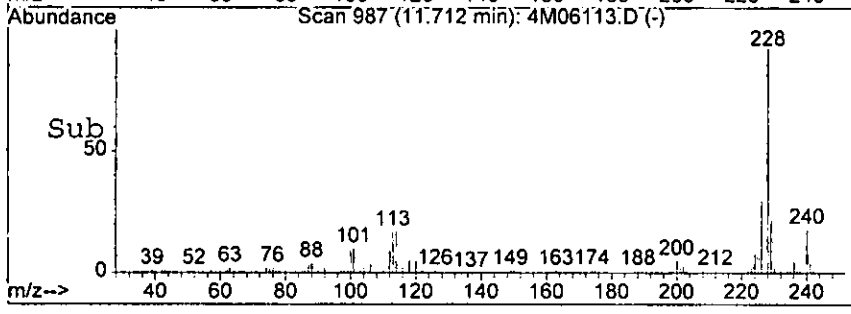
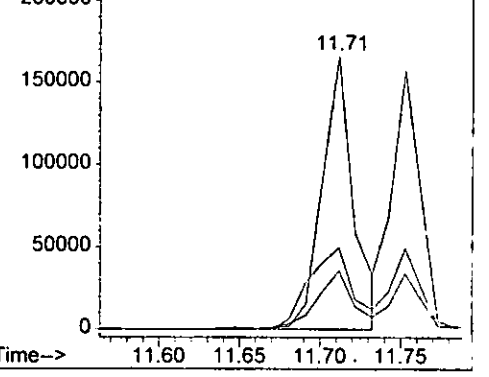


#78  
 Benzo[a]anthracene  
 Concen: 75.66 ng  
 RT: 11.71 min Scan# 987  
 Delta R.T. -0.24 min  
 Lab File: 4M06113.D  
 Acq: 14 Sep 2005 12:26

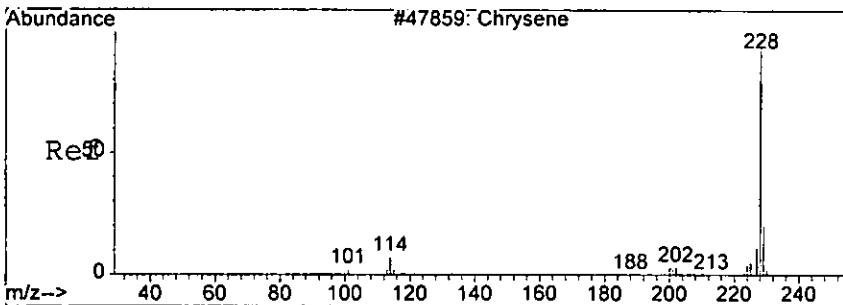
Tgt Ion	Resp	Lower	Upper
228	227244	100	
229	21.5	0.0	60.5
226	30.1	0.0	69.0



Abundance Ion 228.00 (227.70 to 228.70): 4M0611  
 Ion 229.00 (228.70 to 229.70): 4M0611  
 Ion 226.00 (225.70 to 226.70): 4M0611



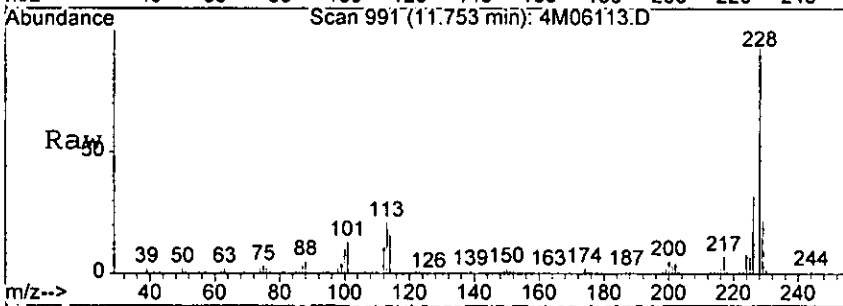
*12/2005*



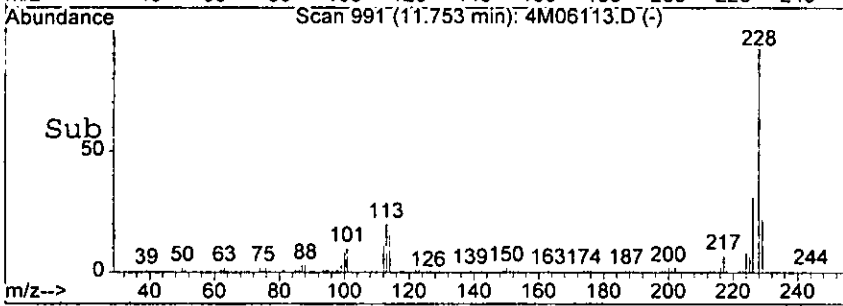
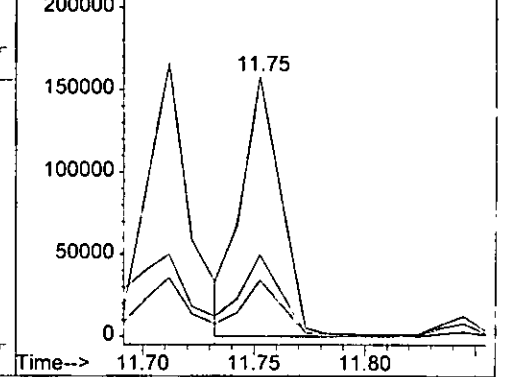
#79  
 Chrysene  
 Concen: 70.39 ng  
 RT: 11.75 min Scan# 994  
 Delta R.T. -0.24 min  
 Lab File: 4M06113.D  
 Acq: 14 Sep 2005 12:26

Tgt Ion: 228 Resp: 193847

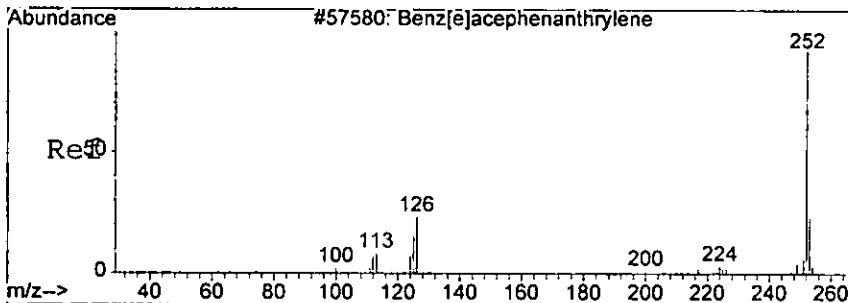
Ion	Ratio	Lower	Upper
228	100		
226	31.2	12.0	52.0
229	21.2	0.0	61.1



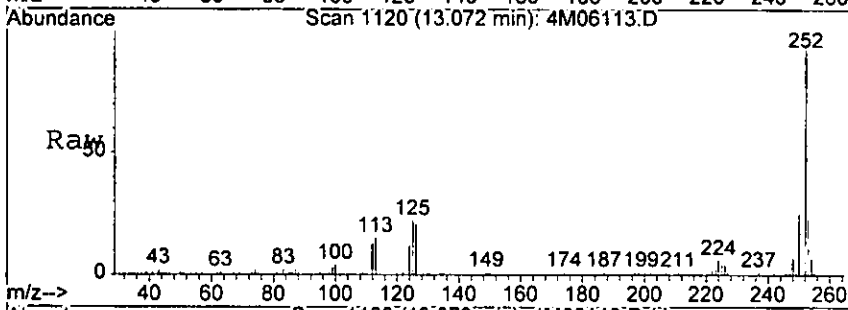
Abundance Ion 228.00 (227.70 to 228.70): 4M0611  
 Ion 226.00 (225.70 to 226.70): 4M0611  
 Ion 229.00 (228.70 to 229.70): 4M0611



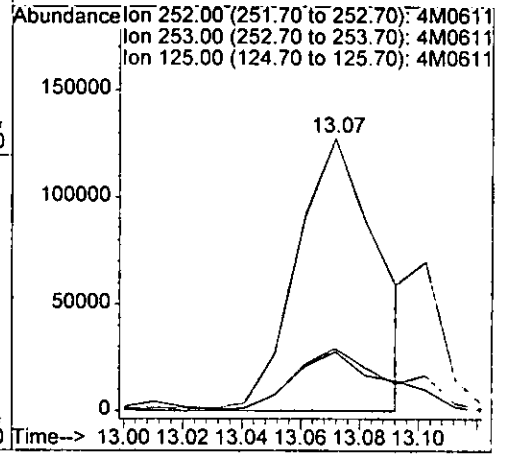
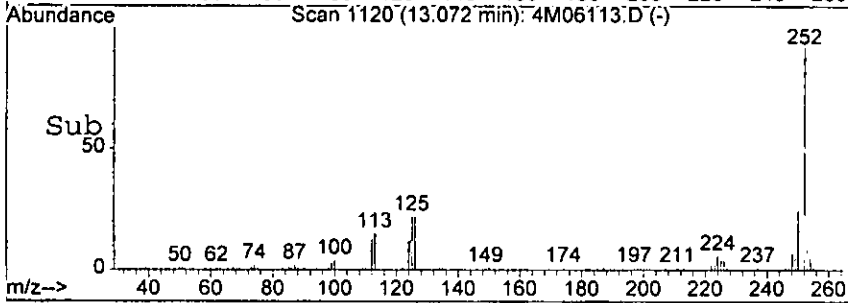
*hasor*



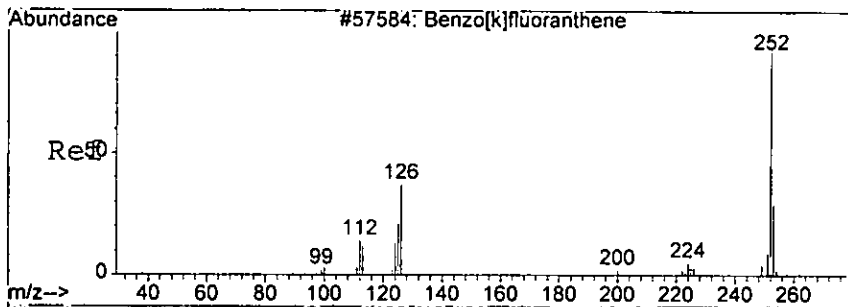
#83  
 Benzo [b] fluoranthene  
 Concen: 105.84 ng m  
 RT: 13.07 min Scan# 1120  
 Delta R.T. -0.25 min  
 Lab File: 4M06113.D  
 Acq: 14 Sep 2005 12:26



Tgt Ion	252	Resp:	243848
Ion Ratio	100	Lower	Upper
252	100		
253	22.9	0.0	63.3
125	21.7	0.0	57.6



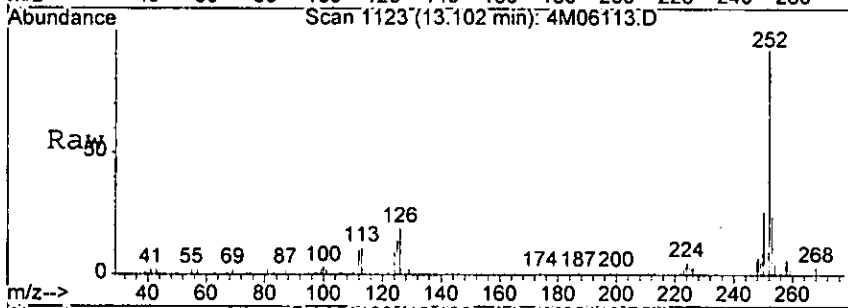
*handwritten signature*



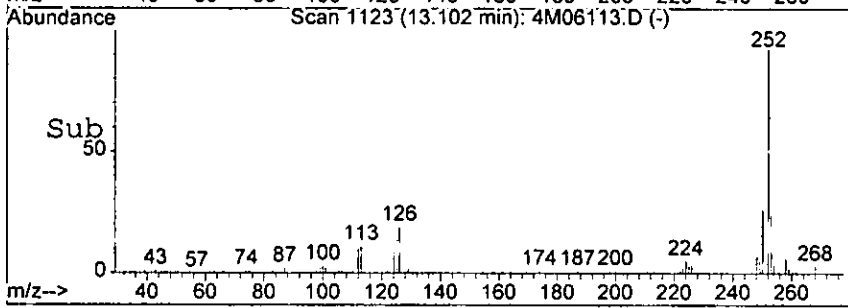
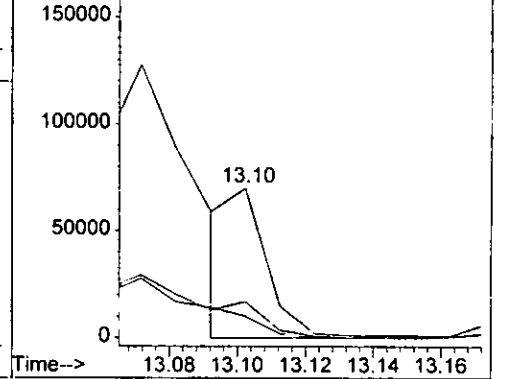
#84  
 Benzo[k]fluoranthene  
 Concen: 25.98 ng m  
 RT: 13.10 min Scan# 1123  
 Delta R.T. -0.26 min  
 Lab File: 4M06113.D  
 Acq: 14 Sep 2005 12:26

Tgt Ion: 252 Resp: 54844

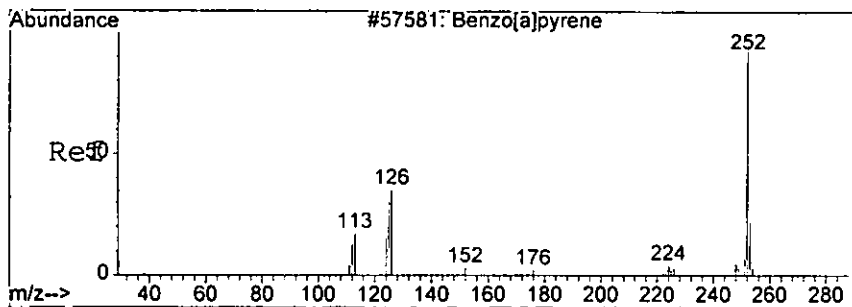
Ion	Ratio	Lower	Upper
252	100		
253	24.0	0.0	63.5
125	14.5	0.0	53.8



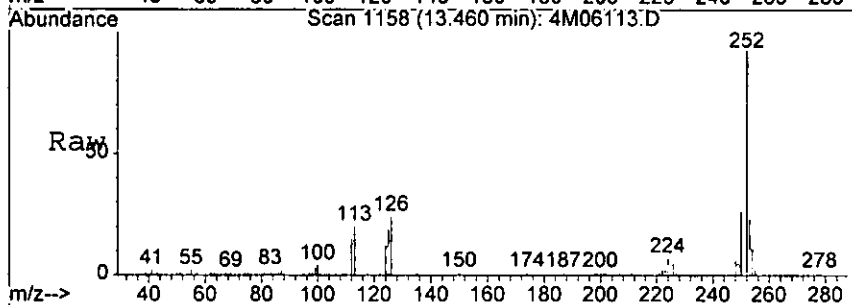
Abundance Ion 252.00 (251.70 to 252.70): 4M0611  
 Ion 253.00 (252.70 to 253.70): 4M0611  
 Ion 125.00 (124.70 to 125.70): 4M0611



*Handwritten signature*

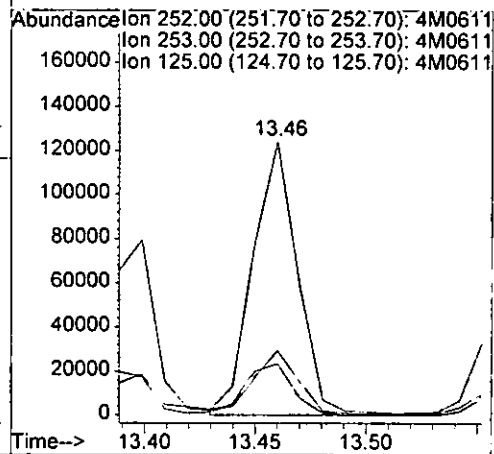
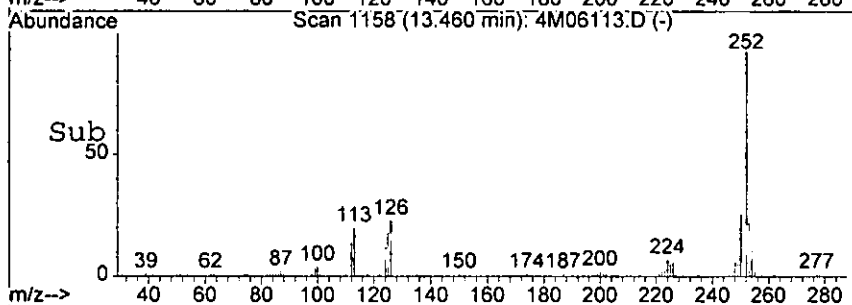


#85  
 Benzo[a]pyrene  
 Concen: 88.18 ng  
 RT: 13.46 min Scan# 1158  
 Delta R.T. -0.26 min  
 Lab File: 4M06113.D  
 Acq: 14 Sep 2005 12:26

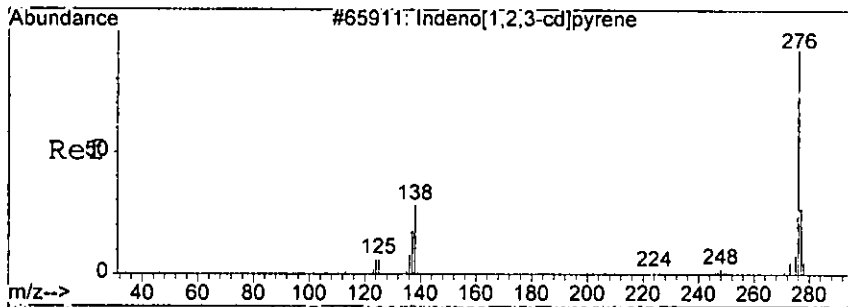


Tgt Ion: 252 Resp: 173887

Ion	Ratio	Lower	Upper
252	100		
253	23.6	0.0	62.9
125	19.0	0.0	57.6

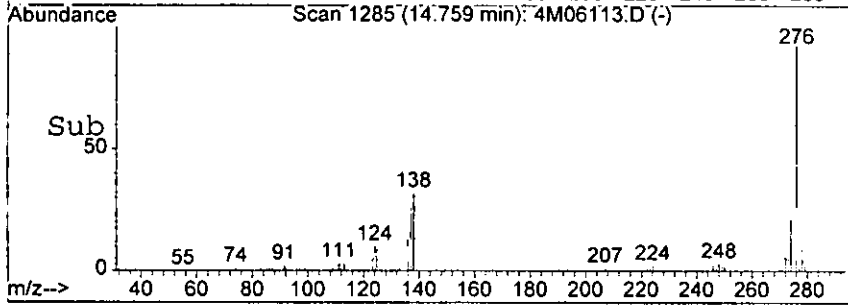
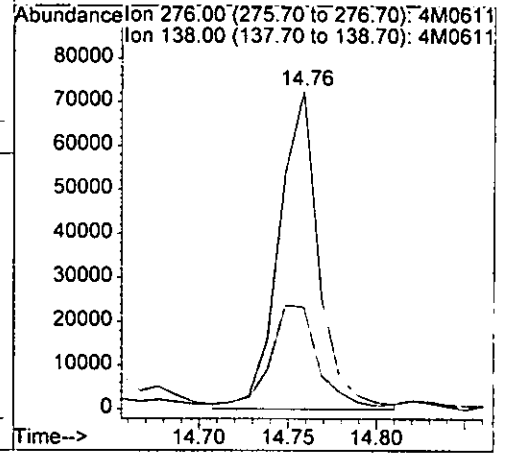
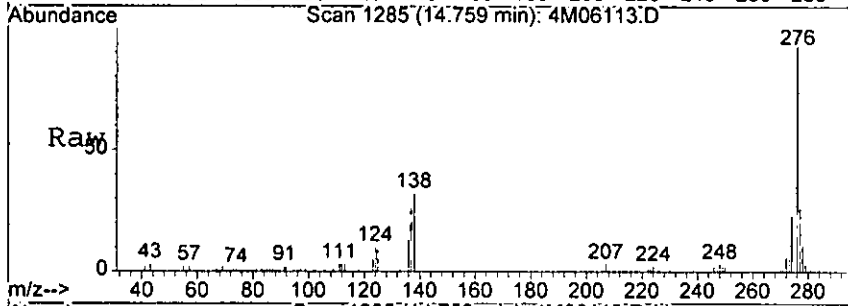


*Werner*

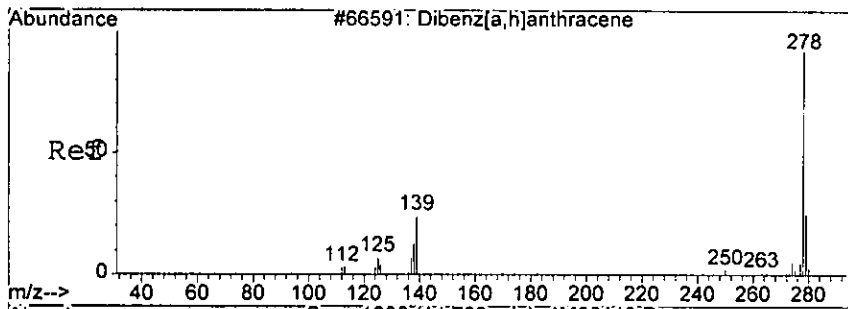


#86  
 Indeno[1,2,3-cd]pyrene  
 Concen: 60.89 ng  
 RT: 14.76 min Scan# 1285  
 Delta R.T. -0.27 min  
 Lab File: 4M06113.D  
 Acq: 14 Sep 2005 12:26

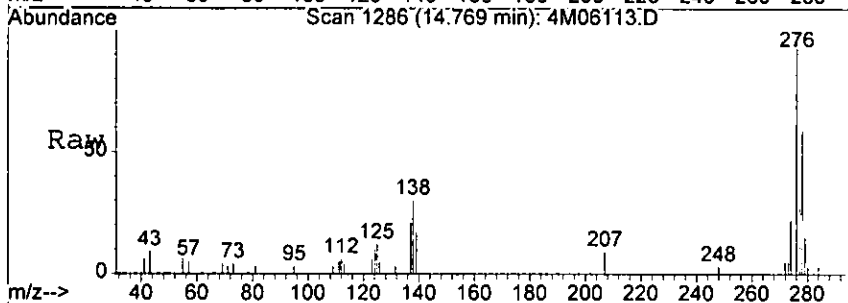
Tgt Ion: 276 Resp: 113836  
 Ion Ratio Lower Upper  
 276 100  
 138 31.1 0.0 73.4



*handwritten signature*

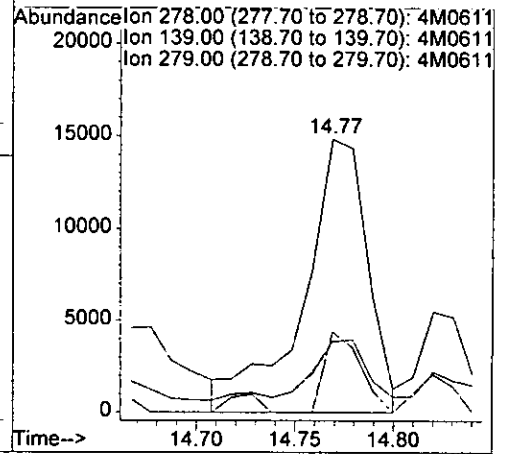
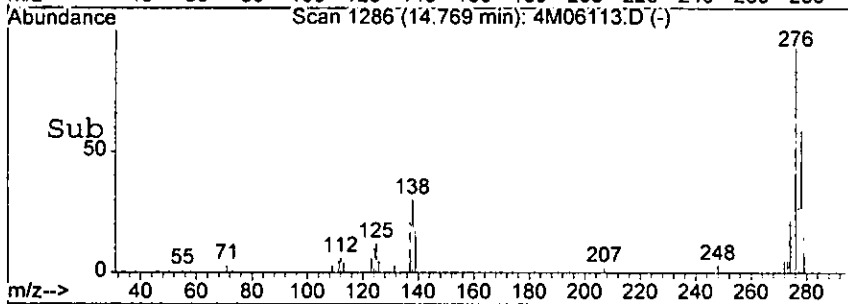


#87  
 Dibenzo[a,h]anthracene  
 Concen: 22.43 ng  
 RT: 14.77 min Scan# 1286  
 Delta R.T. -0.28 min  
 Lab File: 4M06113.D  
 Acq: 14 Sep 2005 12:26

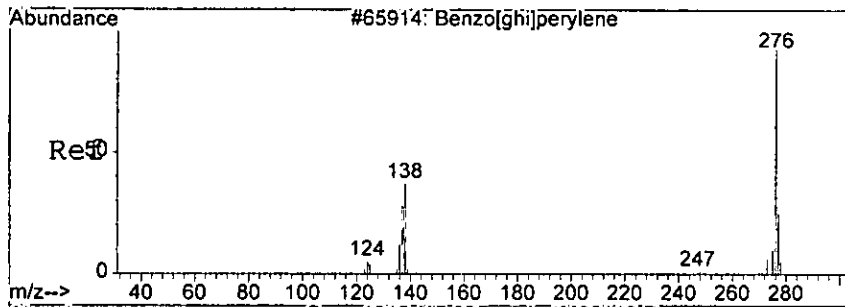


Tgt Ion: 278 Resp: 33686

Ion	Ratio	Lower	Upper
278	100		
139	32.4	0.0	63.8
279	23.6	0.0	64.0



*1290*

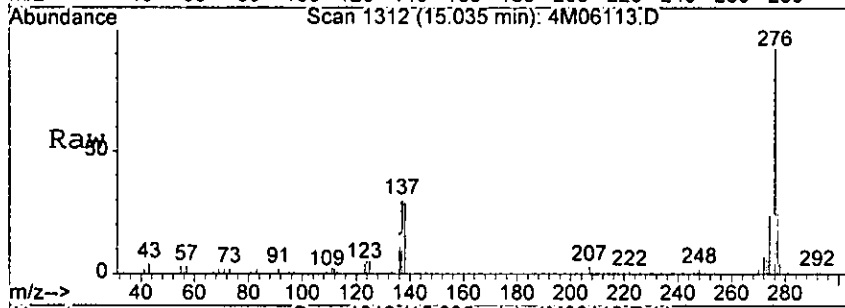


#88  
 Benzo[g,h,i]perylene  
 Concen: 76.56 ng  
 RT: 15.03 min Scan# 1312  
 Delta R.T. -0.27 min  
 Lab File: 4M06113.D  
 Acq: 14 Sep 2005 12:26

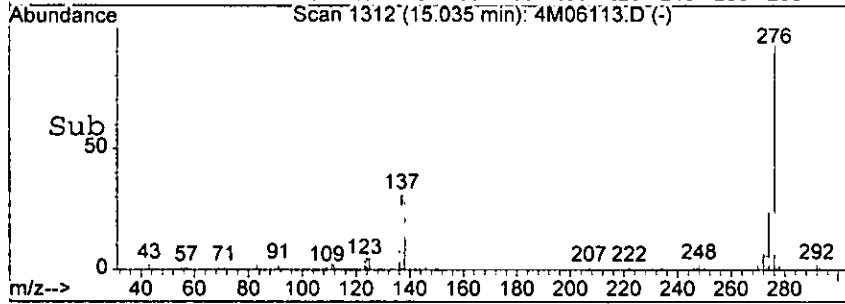
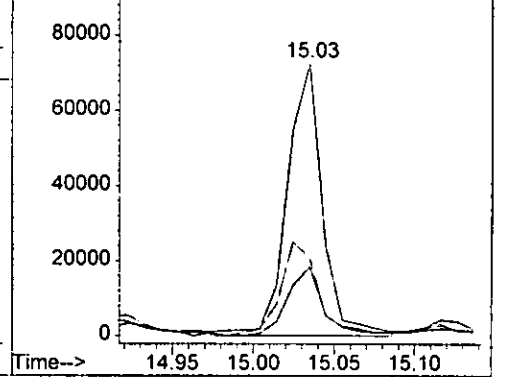
1197

Tgt Ion: 276 Resp: 110543

Ion	Ratio	Lower	Upper
276	100		
138	28.2	0.0	74.1
277	24.7	0.0	65.0



Abundance Ion 276.00 (275.70 to 276.70): 4M0611  
 Ion 138.00 (137.70 to 138.70): 4M0611  
 Ion 277.00 (276.70 to 277.70): 4M0611



*Handwritten signature*



# Form1

## ORGANICS SEMIVOLATILE REPORT

1198

Sample Number: AC19506-024  
 Client Id: PCTP65 (7.5)  
 Data File: 4M06121.D  
 Analysis Date: 09/14/05 15:51  
 Date Rec/Extracted: 09/09/05-09/13/05

Matrix: Soil  
 Initial Vol: 30g  
 Final Vol: 1ml  
 Dilution: 1  
 Solids: 75

Units: mg/Kg

Cas #	Compound	RL	Conc	Cas #	Compound	RL	Conc
120-82-1	1,2,4-Trichlorobenzene	0.012	U	205-99-2	Benzo[b]fluoranthene	0.013	1.3
95-50-1	1,2-Dichlorobenzene	0.020	U	191-24-2	Benzo[g,h,i]perylene	0.0085	0.81
122-66-7	1,2-Diphenylhydrazine	0.013	U	207-08-9	Benzo[k]fluoranthene	0.014	0.47
541-73-1	1,3-Dichlorobenzene	0.019	U	111-91-1	bis(2-Chloroethoxy)methan	0.010	U
106-46-7	1,4-Dichlorobenzene	0.023	U	111-44-4	bis(2-Chloroethyl)ether	0.023	U
95-95-4	2,4,5-Trichlorophenol	0.60	U	108-60-1	bis(2-chloroisopropyl)ether	0.014	U
88-06-2	2,4,6-Trichlorophenol	1.1	U	117-81-7	bis(2-Ethylhexyl)phthalat	0.040	0.068
120-83-2	2,4-Dichlorophenol	0.072	U	85-68-7	Butylbenzylphthalate	0.018	U
105-67-9	2,4-Dimethylphenol	0.061	U	86-74-8	Carbazole	0.013	0.16
51-28-5	2,4-Dinitrophenol	0.30	U	218-01-9	Chrysene	0.0092	1.3
121-14-2	2,4-Dinitrotoluene	0.017	U	84-74-2	Di-n-butylphthalate	0.0099	0.070
606-20-2	2,6-Dinitrotoluene	0.018	U	117-84-0	Di-n-octylphthalate	0.010	U
91-58-7	2-Chloronaphthalene	0.012	U	53-70-3	Dibenzo[a,h]anthracene	0.015	0.26
95-57-8	2-Chlorophenol	0.091	U	132-64-9	Dibenzofuran	0.056	0.24
91-57-6	2-Methylnaphthalene	0.057	1.4	84-66-2	Diethylphthalate	0.012	U
95-48-7	2-Methylphenol	0.21	U	131-11-3	Dimethylphthalate	0.010	U
88-74-4	2-Nitroaniline	0.031	U	206-44-0	Fluoranthene	0.013	1.8
88-75-5	2-Nitrophenol	0.052	U	86-73-7	Fluorene	0.011	0.69
106-44-5	3&4-Methylphenol	0.24	0.17 J	118-74-1	Hexachlorobenzene	0.021	U
91-94-1	3,3'-Dichlorobenzidine	0.097	U	87-68-3	Hexachlorobutadiene	0.019	U
99-09-2	3-Nitroaniline	0.18	U	77-47-4	Hexachlorocyclopentadiene	0.12	U
534-52-1	4,6-Dinitro-2-methylphenol	0.084	U	67-72-1	Hexachloroethane	0.033	U
101-55-3	4-Bromophenyl-phenylether	0.017	U	193-39-5	Indeno[1,2,3-cd]pyrene	0.0061	0.64
59-50-7	4-Chloro-3-methylphenol	0.11	U	78-59-1	Isophorone	0.014	U
106-47-8	4-Chloroaniline	0.34	U	621-64-7	N-Nitroso-di-n-propylamine	0.021	U
7005-72-3	4-Chlorophenyl-phenylether	0.021	U	62-75-9	N-Nitrosodimethylamine	0.52	U
100-01-6	4-Nitroaniline	0.11	U	86-30-6	n-Nitrosodiphenylamine	0.021	U
100-02-7	4-Nitrophenol	0.079	U	91-20-3	Naphthalene	0.010	3.3
83-32-9	Acenaphthene	0.019	0.86	98-95-3	Nitrobenzene	0.018	U
208-96-8	Acenaphthylene	0.010	0.16	87-86-5	Pentachlorophenol	0.055	U
120-12-7	Anthracene	0.012	0.59	85-01-8	Phenanthrene	0.010	1.4
92-87-5	Benzidine	0.10	U	108-95-2	Phenol	0.068	U
56-55-3	Benzo[a]anthracene	0.0078	1.2	129-00-0	Pyrene	0.010	2.9
50-32-8	Benzo[a]pyrene	0.010	1.3				

Worksheet #: 19611

**Total Target Concentration 21.088**

U - Indicates the compound was analyzed but not detected.  
 B - Indicates the analyte was found in the blank as well as in the sample.  
 E - Indicates the analyte concentration exceeds the calibration range of the instrument.

R - Retention Time Out  
 J - Indicates an estimated value when a compound is detected at less than the specified detection limit.

Data File : G:\GcMsData\2005\Gcms\_4\Data\09-14-05\4M06121.D Vial: 16  
 Acq On : 14 Sep 2005 15:51 Operator: AHD  
 Sample : AC19506-024 Inst : GCMS\_4  
 Misc : S,BNA Multiplr: 1.00  
 MS Integration Params: RTEINT.P  
 Quant Time: Sep 22 16:24 2005

Quant Results File: 4M\_0901.RES

Quant Method : G:\GCMSDATA\2005\GCMS\_4\METHODS\4M\_0901.M (RTE Integrator)  
 Title : @GCMS\_4,mg,625,8270  
 Last Update : Fri Sep 02 08:08:19 2005  
 Response via : Initial Calibration  
 DataAcq Meth : 4M\_0901

Internal Standards	R.T.	QIon	Response	Conc	Units	Dev (Min)
1) 1,4-Dichlorobenzene-d4	4.53	152	64157	40.00	ng	-0.15
19) Naphthalene-d8	5.52	136	211590	40.00	ng	-0.15
35) Acenaphthene-d10	7.03	164	114856	40.00	ng	-0.18
59) Phenanthrene-d10	8.59	188	186160	40.00	ng	-0.20
72) Chrysene-d12	11.73	240	95118	40.00	ng	-0.23
81) Perylene-d12	13.53	264	57091	40.00	ng	-0.26

System Monitoring Compounds

4) 2-Fluorophenol	3.34	112	298219	151.42	ng	-0.17
Spiked Amount	200.000		Recovery	=	75.71%	
7) Phenol-d5	4.28	99	420799	168.97	ng	-0.13
Spiked Amount	200.000		Recovery	=	84.49%	
20) Nitrobenzene-d5	4.99	128	91281	82.48	ng	-0.14
Spiked Amount	100.000		Recovery	=	82.48%	
40) 2-Fluorobiphenyl	6.41	172	292741	72.22	ng	-0.17
Spiked Amount	100.000		Recovery	=	72.22%	
62) 2,4,6-Tribromophenol	7.84	332	109410	146.95	ng	-0.19
Spiked Amount	200.000		Recovery	=	73.47%	
75) Terphenyl-d14	10.48	244	255470	98.68	ng	-0.21
Spiked Amount	100.000		Recovery	=	98.68%	

Target Compounds

Target Compounds	R.T.	QIon	Response	Conc	Units	Qvalue
18) 3&4-Methylphenol	4.91	108	7529	3.85	ng	95
29) Naphthalene	5.54	128	407608	73.59	ng	99
33) 2-Methylnaphthalene	6.10	142	112746	32.17	ng	100
46) Acenaphthylene	6.89	152	18488	3.55	ng	88
49) Acenaphthene	7.06	153	68673	19.41	ng	99
52) Dibenzofuran	7.23	168	26577	5.40	ng	90
55) Fluorene	7.58	166	53015	15.58	ng	97
67) Phenanthrene	8.61	178	159462	32.57	ng	98
68) Anthracene	8.67	178	70673	13.22	ng	99
69) Carbazole	8.88	167	18173	3.65	ng	89
70) Di-n-butylphthalate	9.33	149	11198	1.58	ng	76
71) Fluoranthene	9.99	202	223097	40.57	ng	99
73) Pyrene	10.25	202	240248	65.78	ng	97
78) Benzo[a]anthracene	11.71	228	87339	27.17	ng	91
79) Chrysene	11.76	228	86272	29.27	ng	99
80) bis(2-Ethylhexyl)phthalate	11.87	149	4391	1.53	ng	85
83) Benzo[b]fluoranthene	13.07	252	73122m	30.05	ng	
84) Benzo[k]fluoranthene	13.10	252	23748m	10.65	ng	
85) Benzo[a]pyrene	13.46	252	59904	28.76	ng	96

(#) = qualifier out of range (m) = manual integration

*naoo*

Data File : G:\GcMsData\2005\Gcms\_4\Data\09-14-05\4M06121.D Vial: 16  
 Acq On : 14 Sep 2005 15:51 Operator: AHD  
 Sample : AC19506-024 Inst : GCMS\_4  
 Misc : S,BNA Multiplr: 1.00  
 MS Integration Params: RTEINT.P  
 Quant Time: Sep 22 16:24 2005 Quant Results File: 4M\_0901.RES

Quant Method : G:\GCMSDATA\2005\GCMS\_4\METHODS\4M\_0901.M (RTE Integrator)  
 Title : @GCMS\_4,mg,625,8270  
 Last Update : Fri Sep 02 08:08:19 2005  
 Response via : Initial Calibration  
 DataAcq Meth : 4M\_0901

Compound	R.T.	QIon	Response	Conc	Unit	Qvalue
86) Indeno[1,2,3-cd]pyrene	14.76	276	28372	14.37	ng	99
87) Dibenzo[a,h]anthracene	14.78	278	9361	5.90	ng	82
88) Benzo[g,h,i]perylene	15.03	276	27627	18.12	ng	91

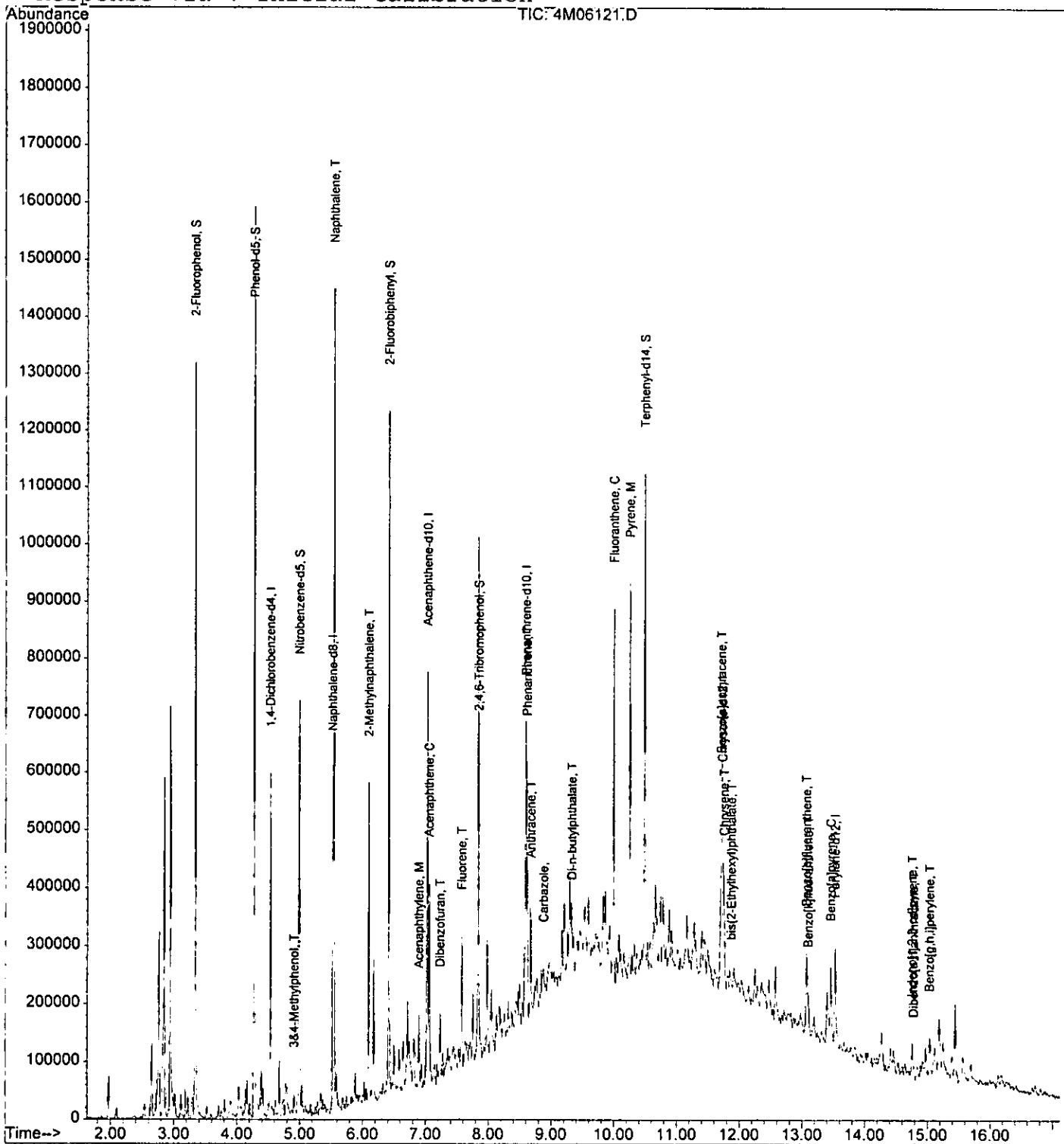
-----  
 (#) = qualifier out of range (m) = manual integration

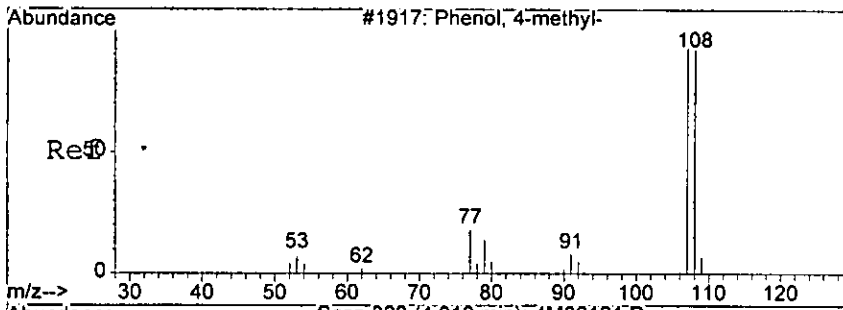
Quantitation Report

Data File : G:\GcMsData\2005\Gcms\_4\Data\09-14-05\4M06121.D Vial: 16  
 Acq On : 14 Sep 2005 15:51 Operator: AHD  
 Sample : AC19506-024 Inst : GCMS\_4  
 Misc : S,BNA Multiplr: 1.00  
 MS Integration Params: RTEINT.P  
 Quant Time: Sep 22 16:24 2005

Quant Results File: 4M\_0901.RES

Method : G:\GCMSDATA\2005\GCMS\_4\METHODS\4M\_0901.M (RTE Integrator)  
 Title : @GCMS\_4,mg,625,8270  
 Last Update : Thu Sep 01 11:26:24 2005  
 Response via : Initial Calibration

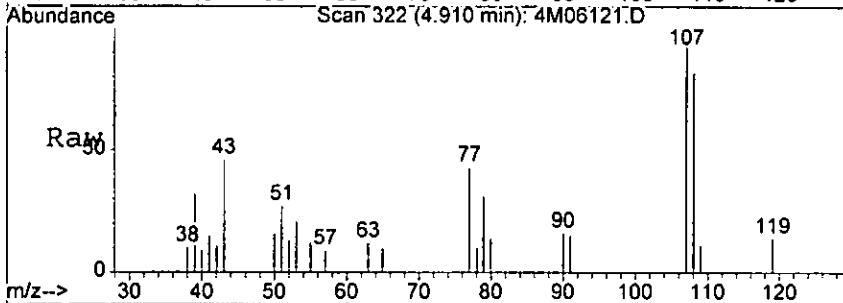




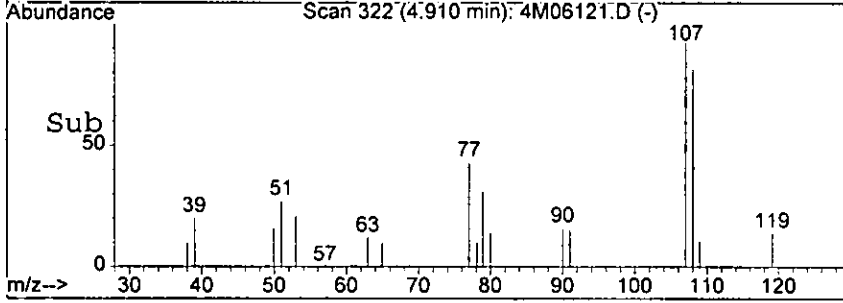
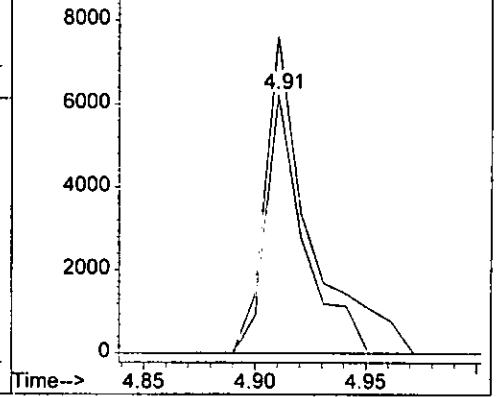
#18  
 3&4-Methylphenol  
 Concen: 3.85 ng  
 RT: 4.91 min Scan# 322  
 Delta R.T. -0.13 min  
 Lab File: 4M06121.D  
 Acq: 14 Sep 2005 15:51

1202

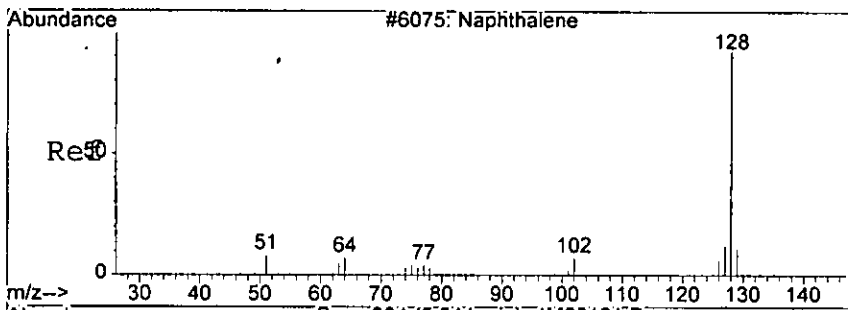
Tgt Ion: 108 Resp: 7529  
 Ion Ratio Lower Upper  
 108 100  
 107 122.6 88.9 168.9



Abundance Ion 108.00 (107.70 to 108.70): 4M0612  
 Ion 107.00 (106.70 to 107.70): 4M0612



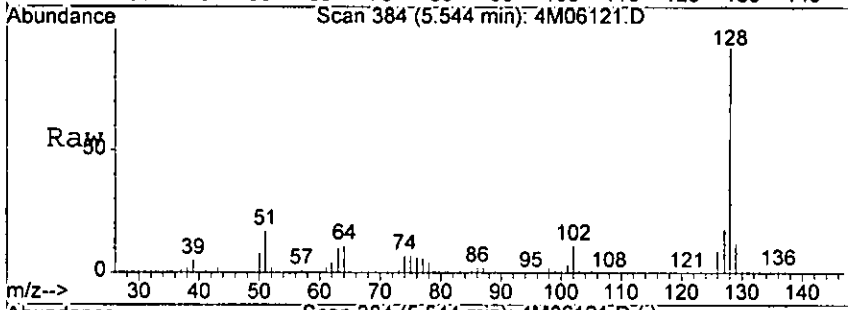
*handwritten signature*



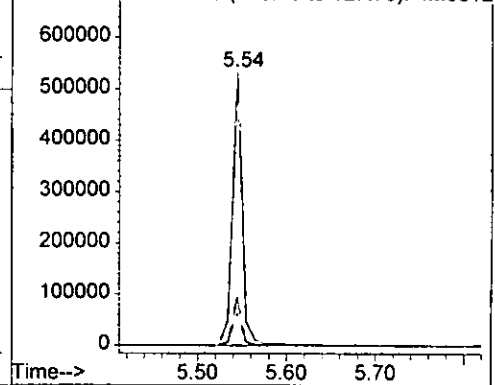
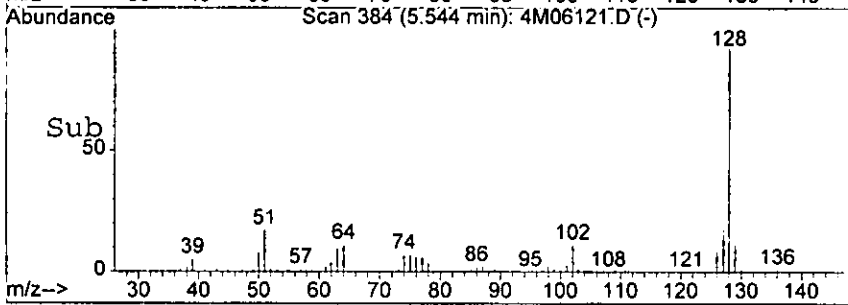
#29  
 Naphthalene  
 Concen: 73.59 ng  
 RT: 5.54 min Scan# 384  
 Delta R.T. -0.15 min  
 Lab File: 4M06121.D  
 Acq: 14 Sep 2005 15:51

128

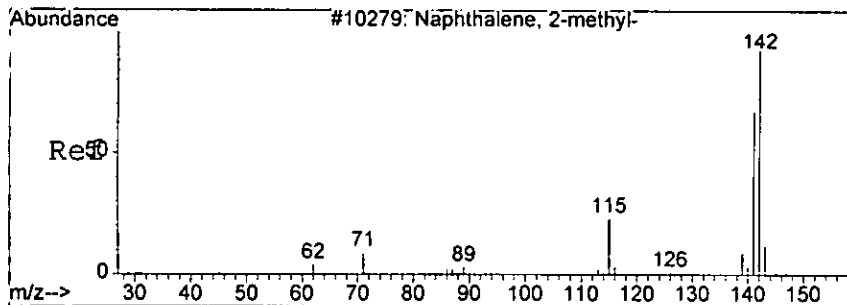
Tgt Ion	Resp	Lower	Upper
128	407608	100	
129	11.8	0.0	51.8
127	17.7	0.0	57.0



Abundance Ion 128.00 (127.70 to 128.70): 4M0612  
 Ion 129.00 (128.70 to 129.70): 4M0612  
 Ion 127.00 (126.70 to 127.70): 4M0612



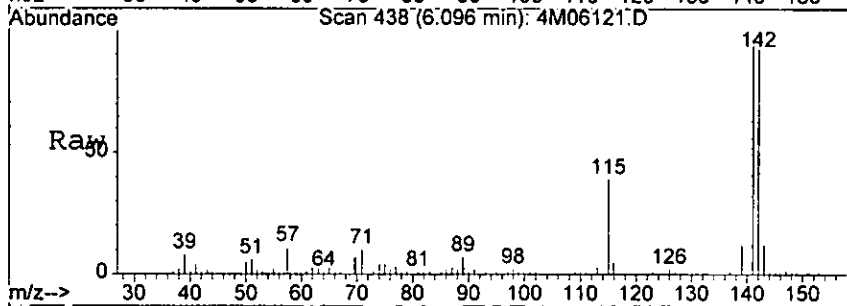
*near*



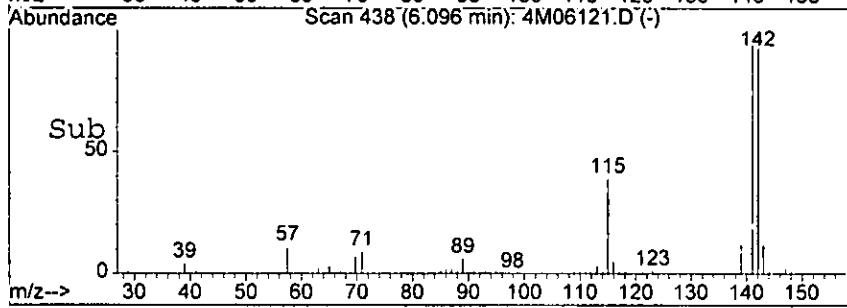
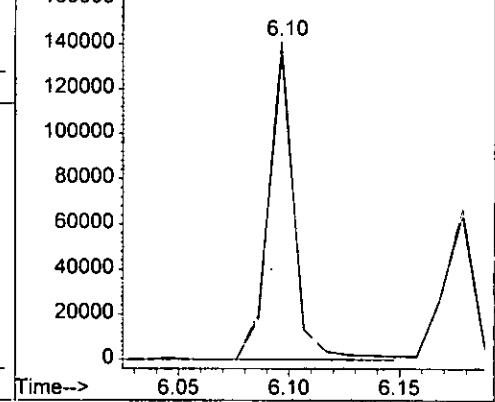
#33  
 2-Methylnaphthalene  
 Concen: 32.17 ng  
 RT: 6.10 min Scan# 438  
 Delta R.T. -0.16 min  
 Lab File: 4M06121.D  
 Acq: 14 Sep 2005 15:51

1284

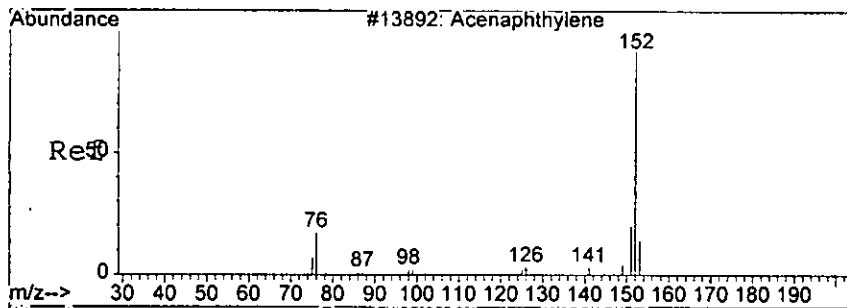
Tgt Ion:142 Resp: 112746  
 Ion Ratio Lower Upper  
 142 100  
 141 95.6 55.7 135.7



Abundance Ion 142.00 (141.70 to 142.70): 4M0612  
 Ion 141.00 (140.70 to 141.70): 4M0612



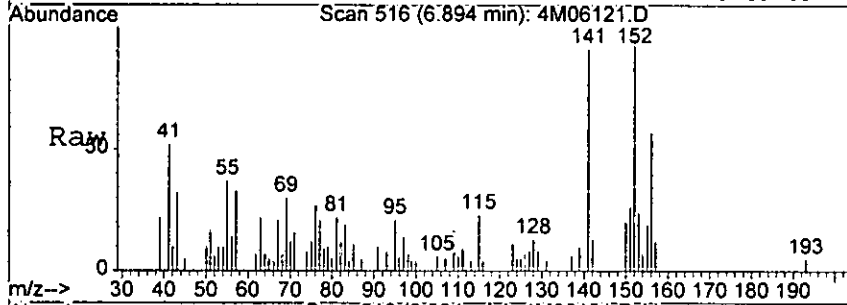
*Handwritten signature*



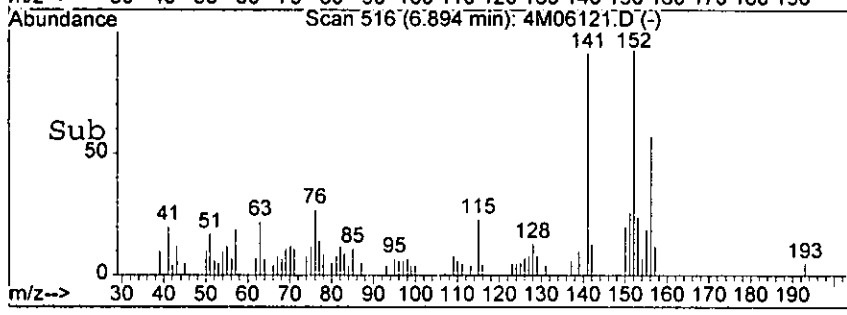
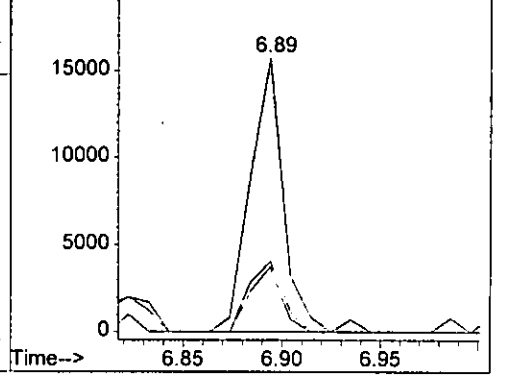
#46  
 Acenaphthylene  
 Concen: 3.55 ng  
 RT: 6.89 min Scan# 516  
 Delta R.T. -0.18 min  
 Lab File: 4M06121.D  
 Acq: 14 Sep 2005 15:51

1285

Tgt Ion: 152	Resp: 18488
Ion Ratio	Lower Upper
152	100
151	25.7 0.0 63.6
153	23.9 0.0 53.8

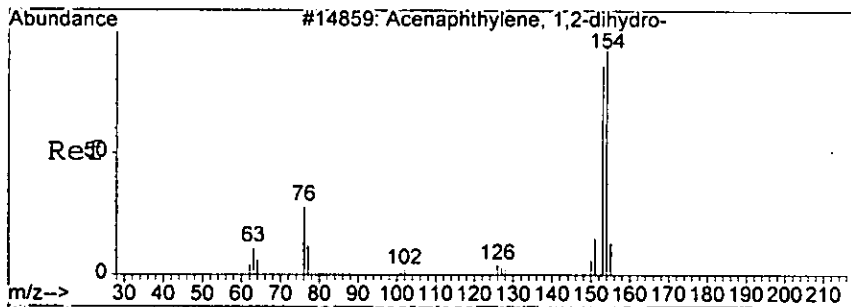


Abundance Ion 152.00 (151.70 to 152.70): 4M0612  
 Ion 151.00 (150.70 to 151.70): 4M0612  
 Ion 153.00 (152.70 to 153.70): 4M0612



*handwritten signature*

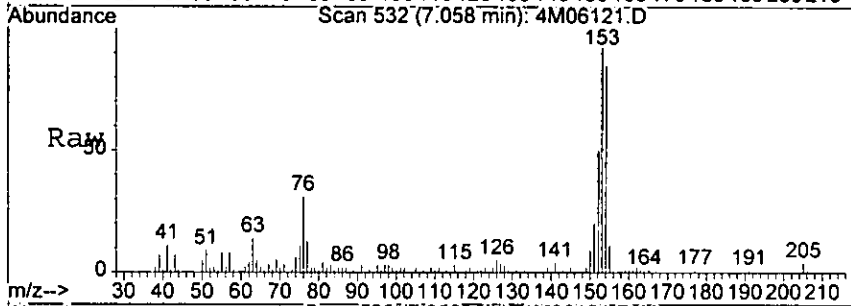




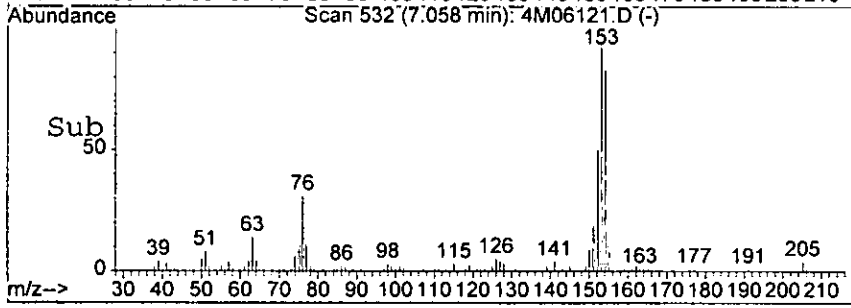
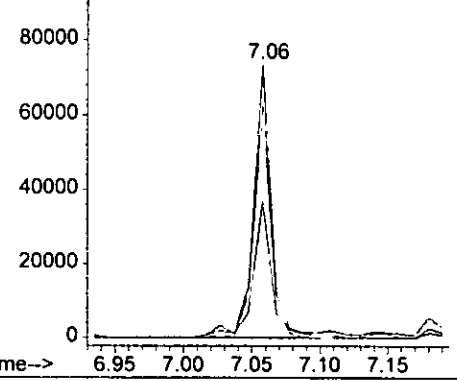
#49  
 Acenaphthene  
 Concen: 19.41 ng  
 RT: 7.06 min Scan# 532  
 Delta R.T. -0.19 min  
 Lab File: 4M06121.D  
 Acq: 14 Sep 2005 15:51

128

Tgt Ion: 153	Resp: 68673
Ion Ratio	Lower Upper
153	100
152	50.4 8.3 88.3
154	84.9 45.1 125.1

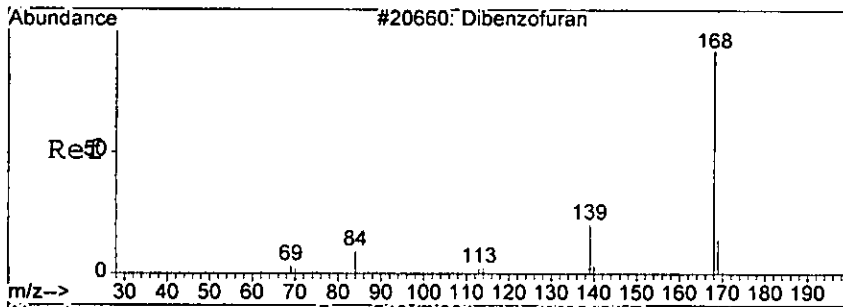


Abundance Ion 153.00 (152.70 to 153.70): 4M0612  
 100000 Ion 152.00 (151.70 to 152.70): 4M0612  
 Ion 154.00 (153.70 to 154.70): 4M0612



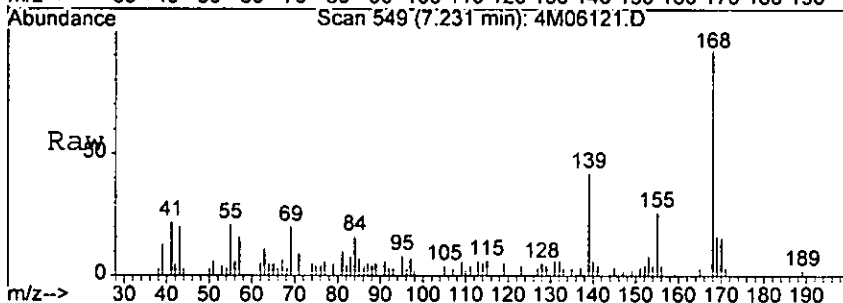
*hazor*

1207

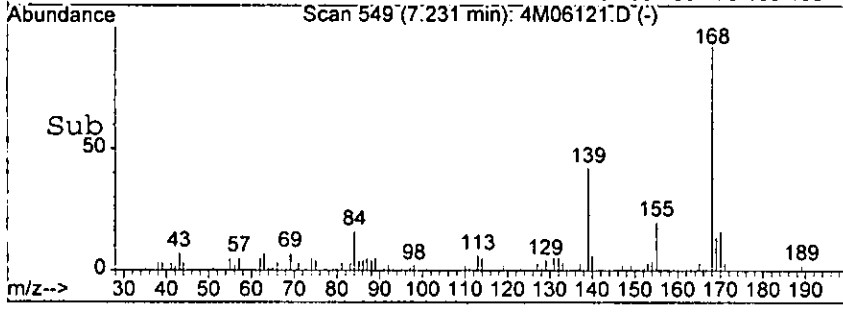
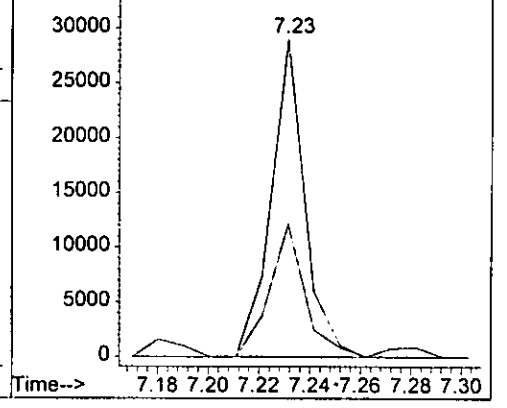


#52  
Dibenzo[1,2-b:4,5-b']difuran  
Concen: 5.40 ng  
RT: 7.23 min Scan# 549  
Delta R.T. -0.19 min  
Lab File: 4M06121.D  
Acq: 14 Sep 2005 15:51

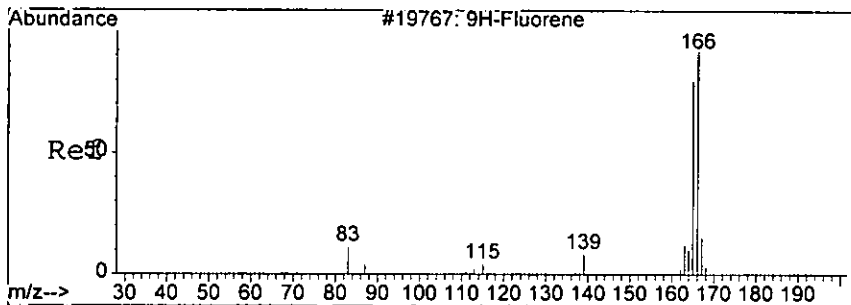
Tgt Ion: 168 Resp: 26577  
Ion Ratio Lower Upper  
168 100  
139 41.9 6.0 66.0



Abundance Ion 168.00 (167.70 to 168.70): 4M0612  
Ion 139.00 (138.70 to 139.70): 4M0612



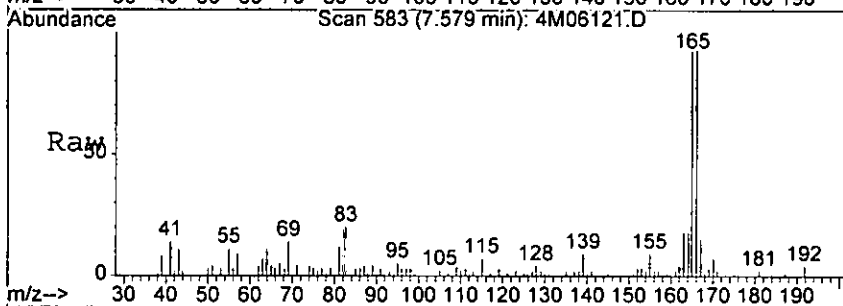
*Handwritten signature*



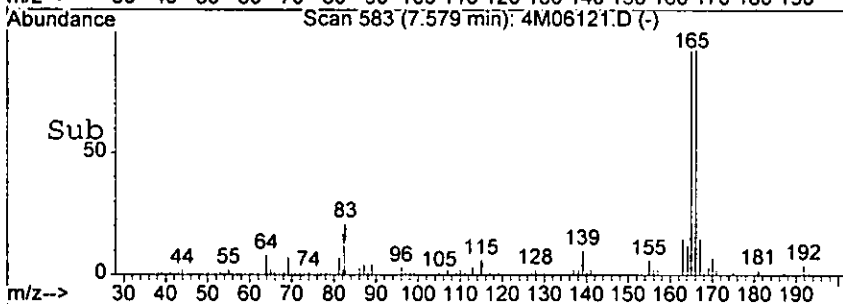
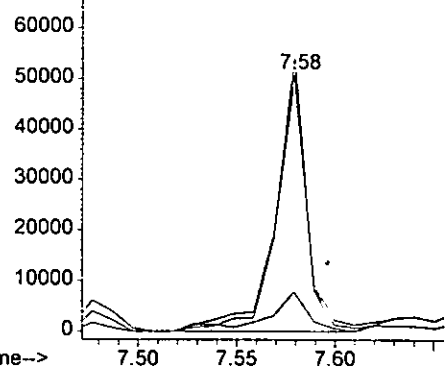
#55  
 Fluorene  
 Concen: 15.58 ng  
 RT: 7.58 min Scan# 583  
 Delta R.T. -0.19 min  
 Lab File: 4M06121.D  
 Acq: 14 Sep 2005 15:51

1200

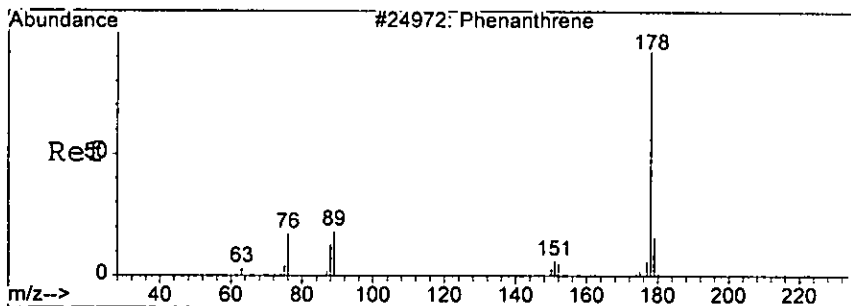
Tgt Ion	Resp	Lower	Upper
166	53015	100	100
165	106.5	63.3	143.3
167	15.5	0.0	54.6



Abundance Ion 166.00 (165.70 to 166.70): 4M0612  
 Ion 165.00 (164.70 to 165.70): 4M0612  
 Ion 167.00 (166.70 to 167.70): 4M0612



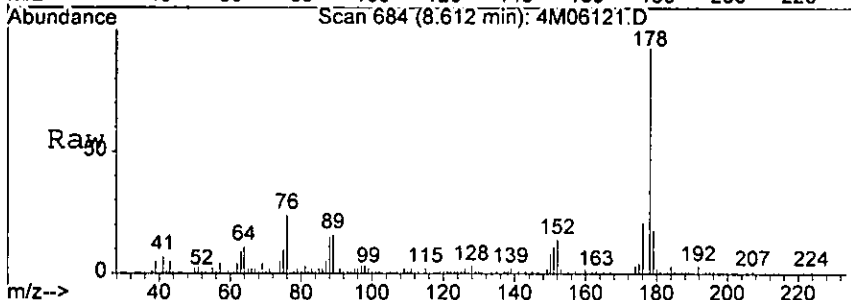
*Handwritten signature*



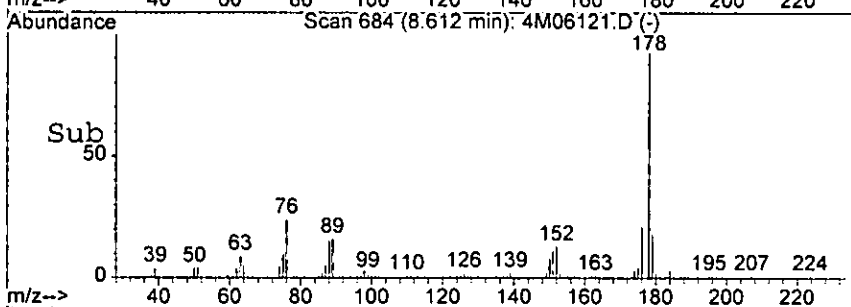
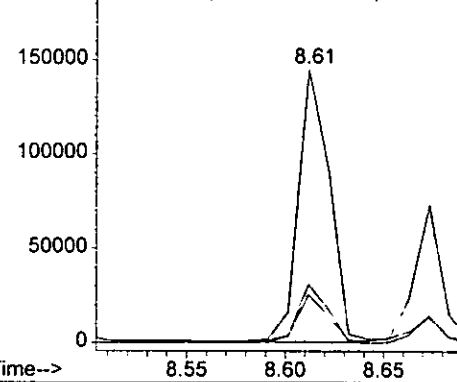
#67  
 Phenanthrene  
 Concen: 32.57 ng  
 RT: 8.61 min Scan# 684  
 Delta R.T. -0.21 min  
 Lab File: 4M06121.D  
 Acq: 14 Sep 2005 15:51

1289

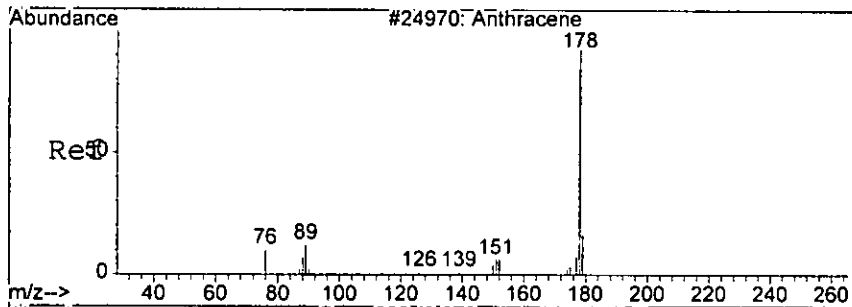
Tgt Ion	Resp	Lower	Upper
178	159462	100	
179	17.1	0.0	56.6
176	21.6	0.0	60.5



Abundance  
 Ion 178.00 (177.70 to 178.70): 4M0612  
 Ion 179.00 (178.70 to 179.70): 4M0612  
 Ion 176.00 (175.70 to 176.70): 4M0612



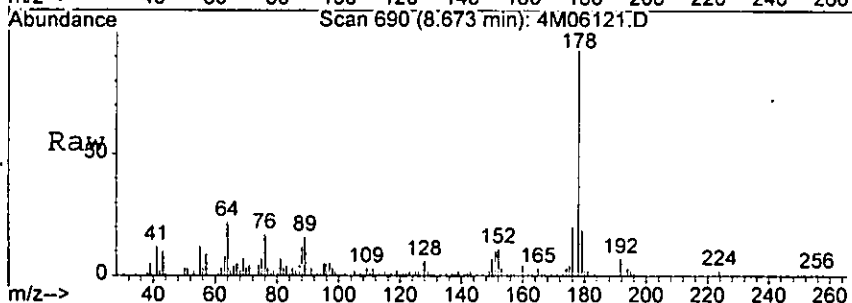
*handwritten signature*



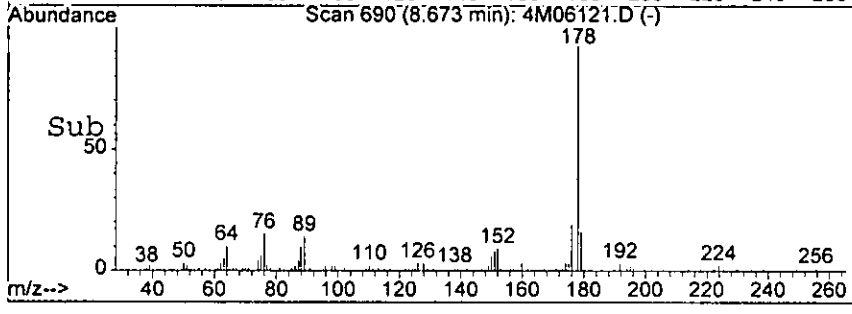
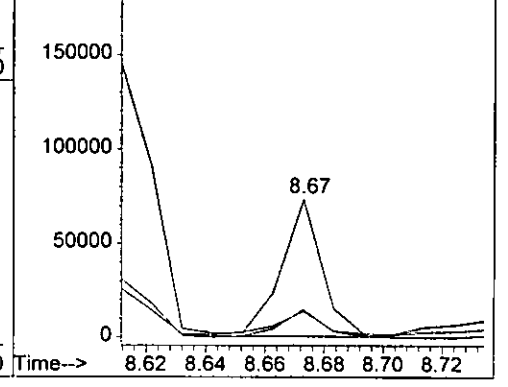
#68  
 Anthracene  
 Concen: 13.22 ng  
 RT: 8.67 min Scan# 690  
 Delta R.T. -0.20 min  
 Lab File: 4M06121.D  
 Acq: 14 Sep 2005 15:51

121

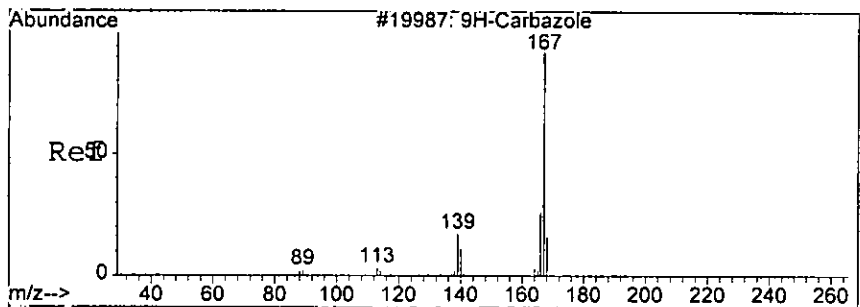
Tgt Ion	Resp	Lower	Upper
178	70673	100	100
179	17.5	0.0	56.6
176	20.7	0.0	60.2



Abundance  
 Ion 178.00 (177.70 to 178.70): 4M0612  
 Ion 179.00 (178.70 to 179.70): 4M0612  
 Ion 176.00 (175.70 to 176.70): 4M0612



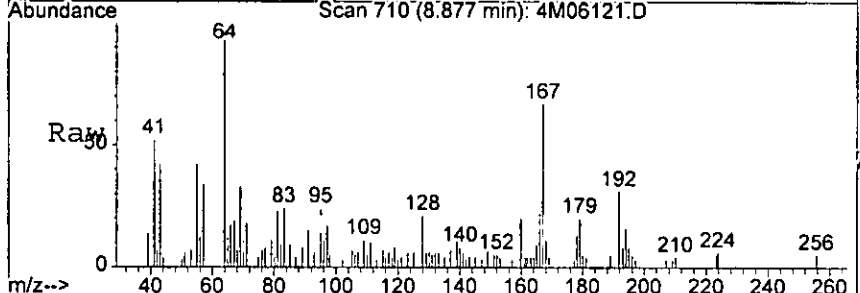
*Handwritten signature*



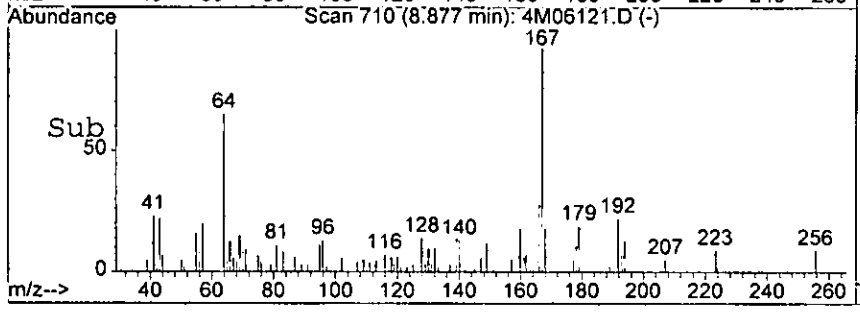
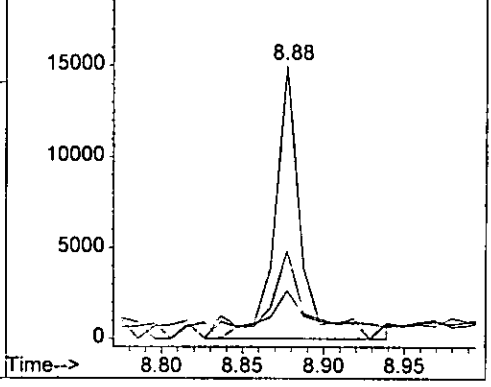
#69  
 Carbazole  
 Concen: 3.65 ng  
 RT: 8.88 min Scan# 710  
 Delta R.T. -0.20 min  
 Lab File: 4M06121.D  
 Acq: 14 Sep 2005 15:51

Tgt Ion: 167 Resp: 18173

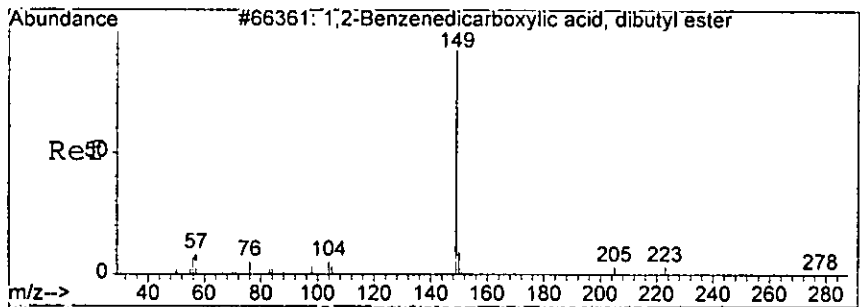
Ion	Ratio	Lower	Upper
167	100		
166	32.3	4.9	44.9
139	12.2	0.0	33.9



Abundance Ion 167.10 (166.80 to 167.80): 4M0612  
 Ion 166.20 (165.90 to 166.90): 4M0612  
 Ion 139.05 (138.75 to 139.75): 4M0612



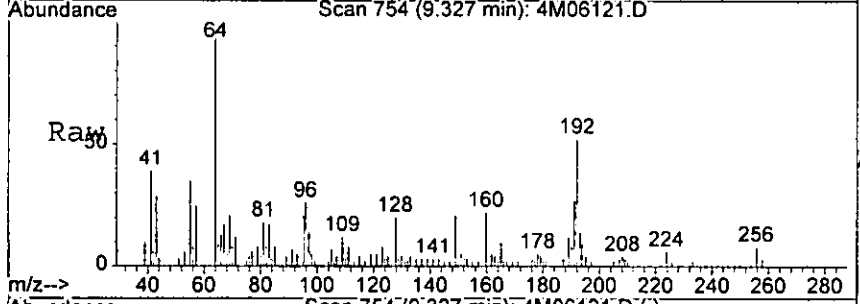
*hazard*



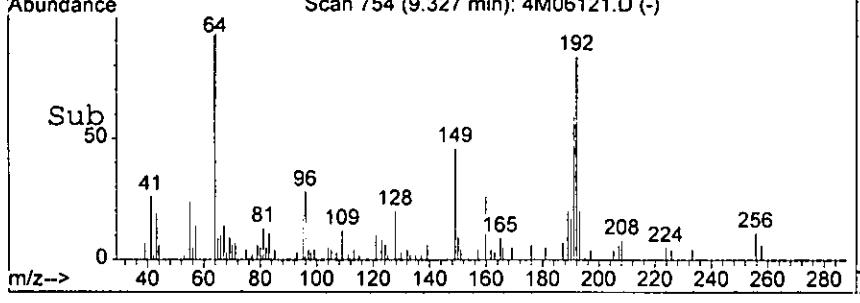
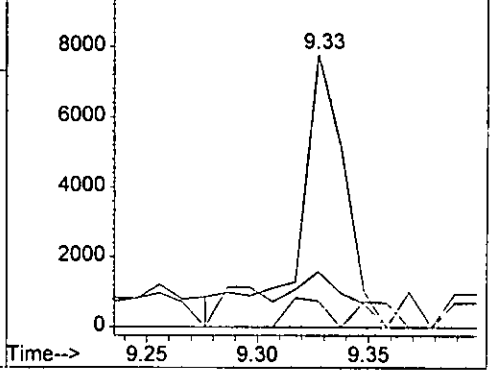
#70  
 Di-n-butylphthalate  
 Concen: 1.58 ng  
 RT: 9.33 min Scan# 754  
 Delta R.T. -0.20 min  
 Lab File: 4M06121.D  
 Acq: 14 Sep 2005 15:51

1212

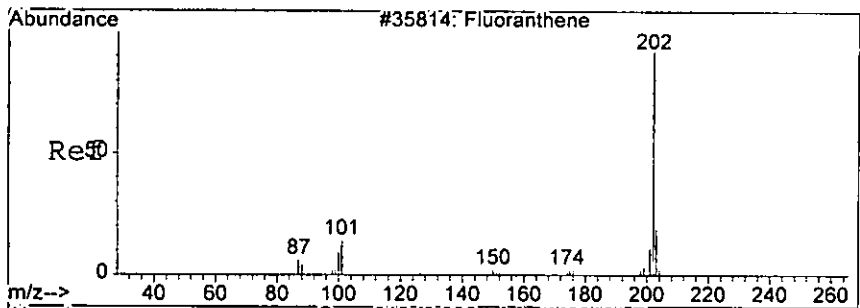
Tgt Ion	149	150	104	Resp	11198	0.0	0.0	Lower	Upper
Ion Ratio	100	20.2	9.7						
					49.8				44.6



Abundance Ion 149.00 (148.70 to 149.70): 4M0612  
 Ion 150.00 (149.70 to 150.70): 4M0612  
 Ion 104.00 (103.70 to 104.70): 4M0612



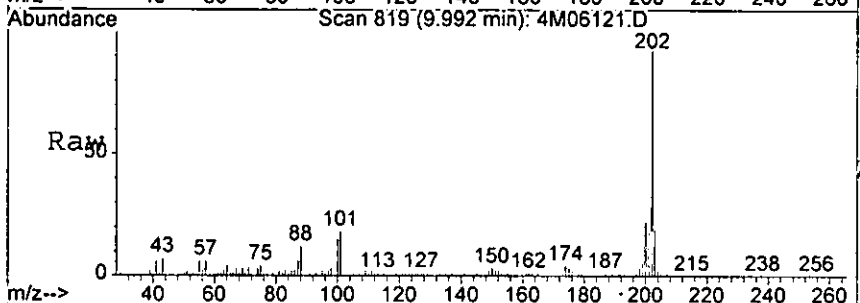
*Handwritten signature*



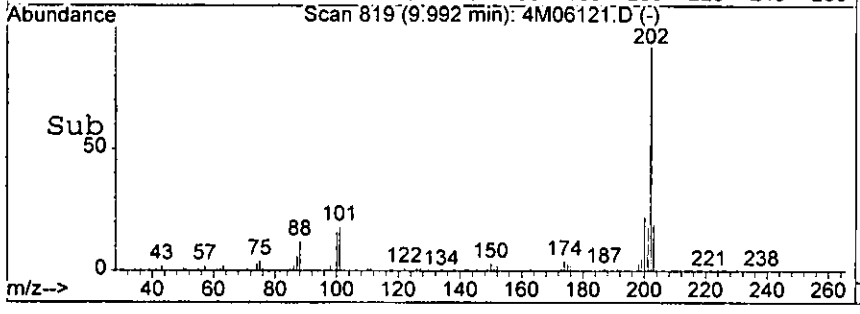
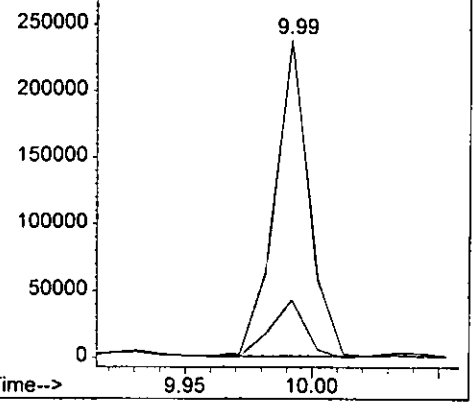
#71  
 Fluoranthene  
 Concen: 40.57 ng  
 RT: 9.99 min Scan# 819  
 Delta R.T. -0.21 min  
 Lab File: 4M06121.D  
 Acq: 14 Sep 2005 15:51

1213

Tgt Ion: 202 Resp: 223097  
 Ion Ratio Lower Upper  
 202 100  
 101 17.7 0.0 58.3

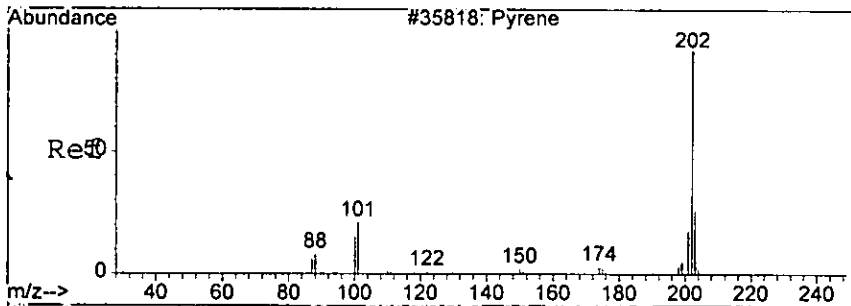


Abundance Ion 202.00 (201.70 to 202.70): 4M0612  
 Ion 101.00 (100.70 to 101.70): 4M0612



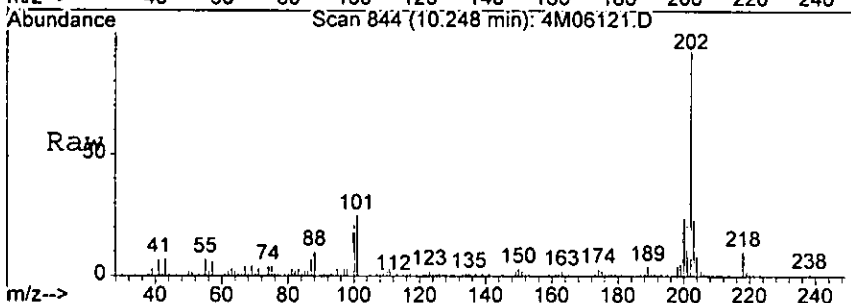
hgoo



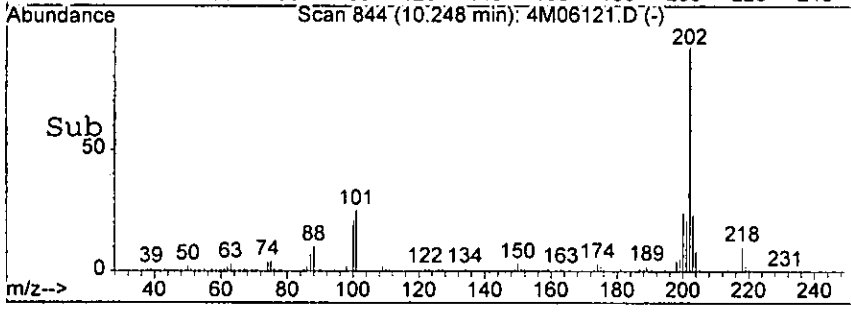
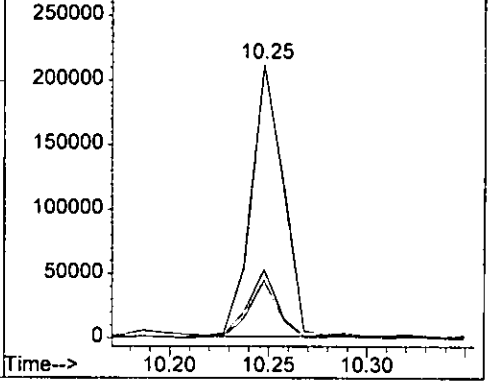


#73  
 Pyrene  
 Concen: 65.78 ng  
 RT: 10.25 min Scan# 844  
 Delta R.T. -0.21 min  
 Lab File: 4M06121.D  
 Acq: 14 Sep 2005 15:51

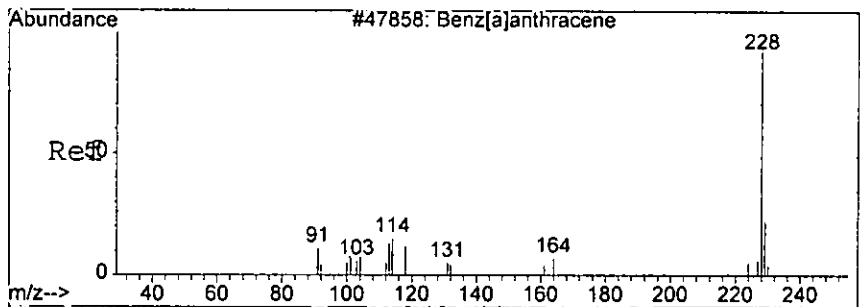
Tgt Ion	202	Resp	240248
Ion	Ratio	Lower	Upper
202	100		
101	24.6	0.0	62.7
100	21.3	0.0	60.5



Abundance Ion 202.00 (201.70 to 202.70): 4M0612  
 Ion 101.00 (100.70 to 101.70): 4M0612  
 Ion 100.00 (99.70 to 100.70): 4M06121

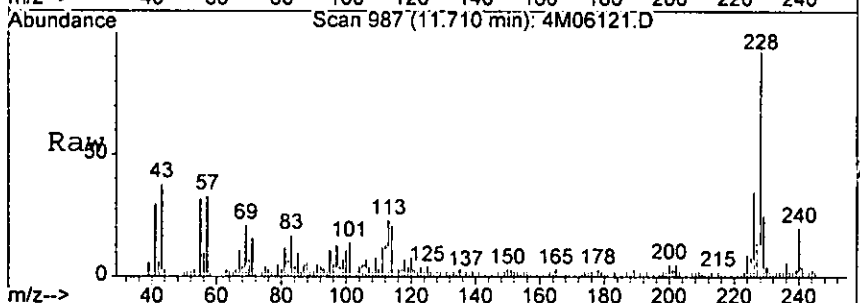


*Wasser*

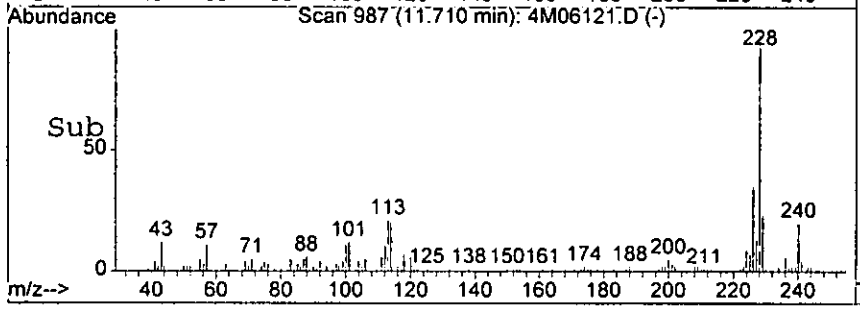
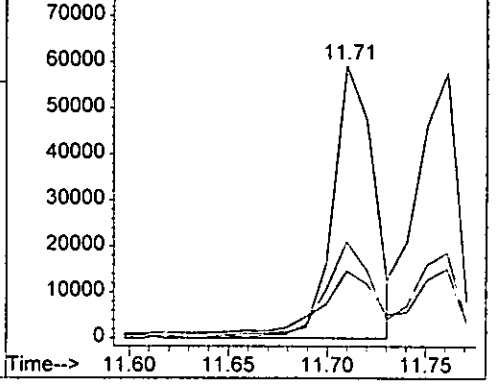


#78  
 Benzo[a]anthracene  
 Concen: 27.17 ng  
 RT: 11.71 min Scan# 987  
 Delta R.T. -0.24 min  
 Lab File: 4M06121.D  
 Acq: 14 Sep 2005 15:51

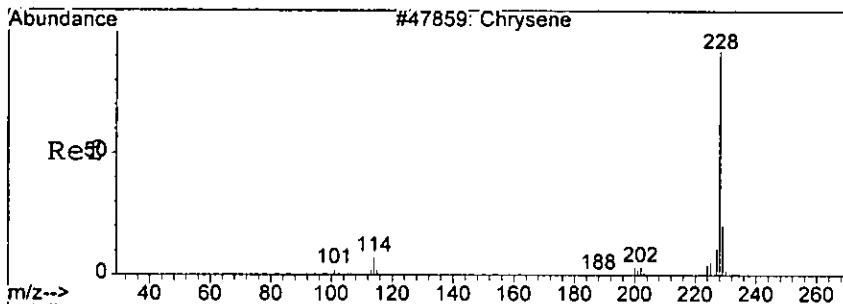
Tgt Ion	228	229	226	Resp	87339	Lower	Upper
Ion Ratio	100	22.7	35.5			0.0	60.5
						0.0	69.0



Abundance Ion 228.00 (227.70 to 228.70): 4M0612  
 Ion 229.00 (228.70 to 229.70): 4M0612  
 Ion 226.00 (225.70 to 226.70): 4M0612



*hgar*

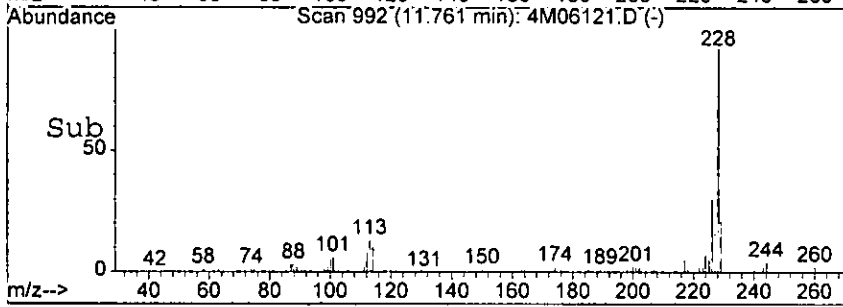
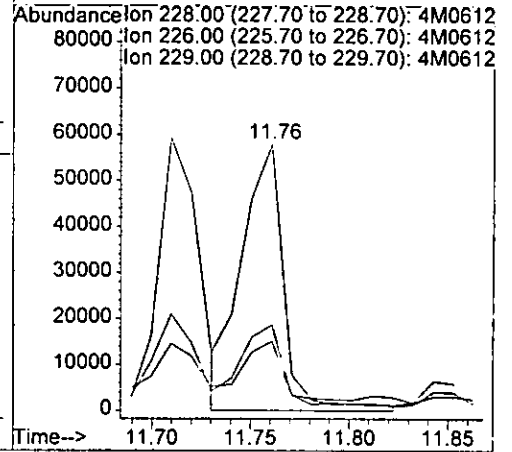
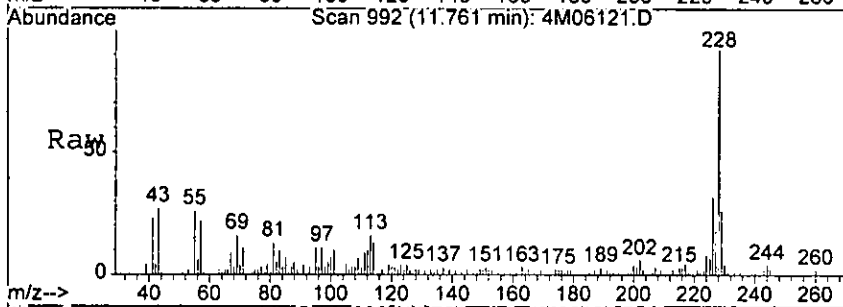


#79  
 Chrysene  
 Concn: 29.27 ng  
 RT: 11.76 min Scan# 992  
 Delta R.T. -0.23 min  
 Lab File: 4M06121.D  
 Acq: 14 Sep 2005 15:51

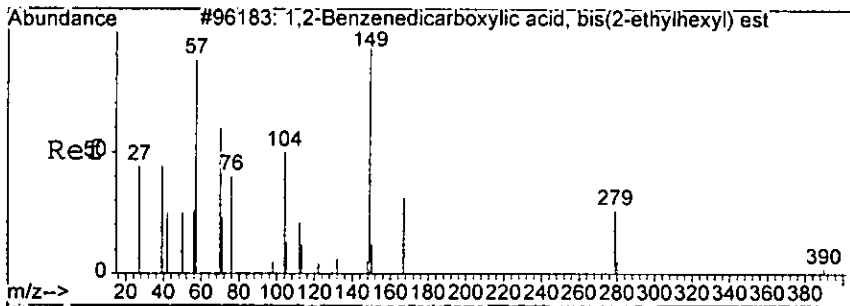
1216

Tgt Ion: 228 Resp: 86272

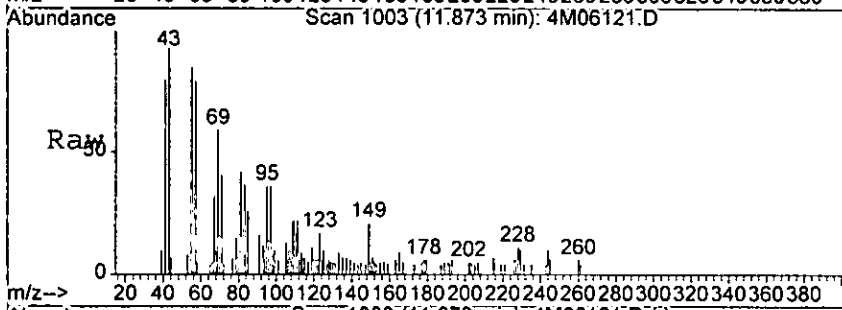
Ion	Ratio	Lower	Upper
228	100		
226	31.2	12.0	52.0
229	21.7	0.0	61.1



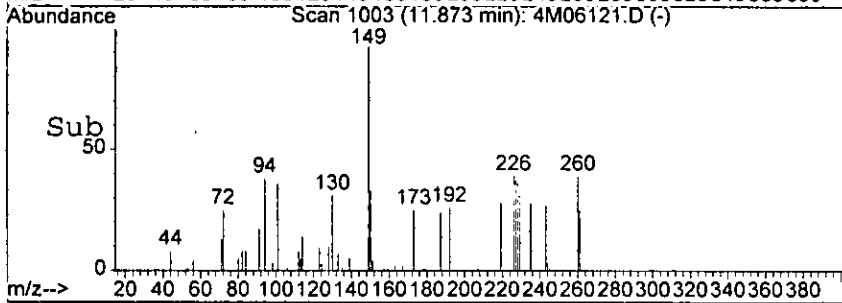
*h900*



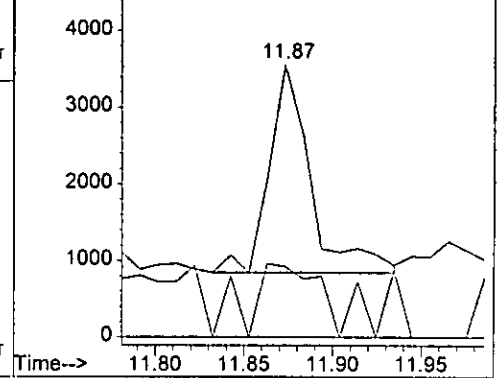
#80  
 bis(2-Ethylhexyl)phthalate  
 Concen: 1.53 ng  
 RT: 11.87 min Scan# 1003  
 Delta R.T. -0.22 min  
 Lab File: 4M06121.D  
 Acq: 14 Sep 2005 15:51



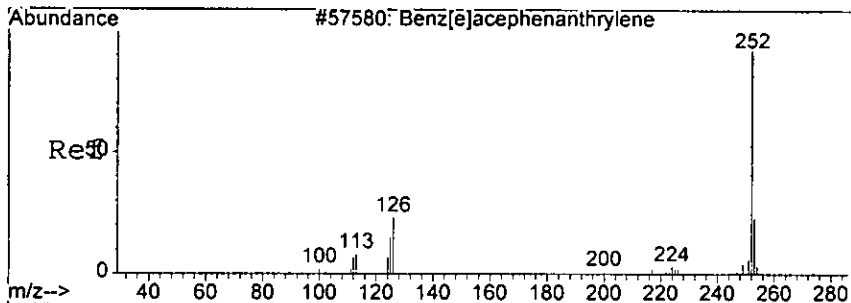
Tgt Ion	Ratio	Lower	Upper
149	100		
167	34.0	0.0	53.9
279	0.0	0.0	43.5



Abundance Ion 149.00 (148.70 to 149.70): 4M0612  
 Ion 167.00 (166.70 to 167.70): 4M0612  
 Ion 279.00 (278.70 to 279.70): 4M0612



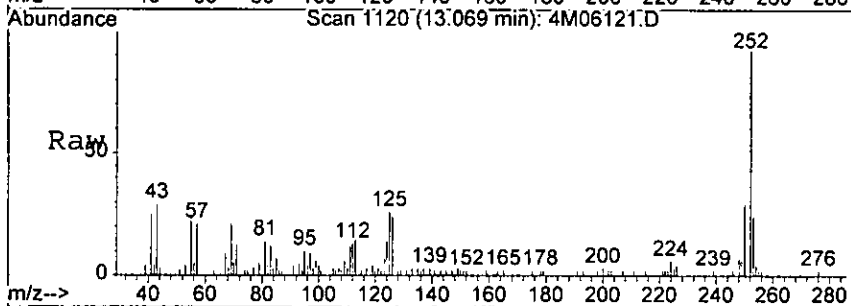
*W900*



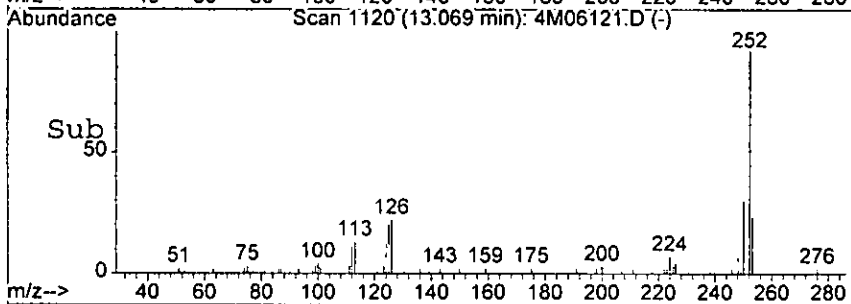
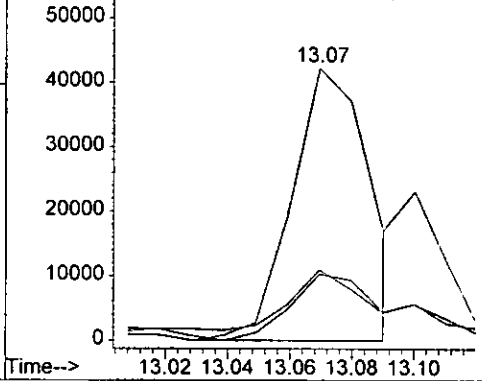
#83  
 Benzo [b] fluoranthene  
 Concen: 30.05 ng m  
 RT: 13.07 min Scan# 1120  
 Delta R.T. -0.25 min  
 Lab File: 4M06121.D  
 Acq: 14 Sep 2005 15:51

1218

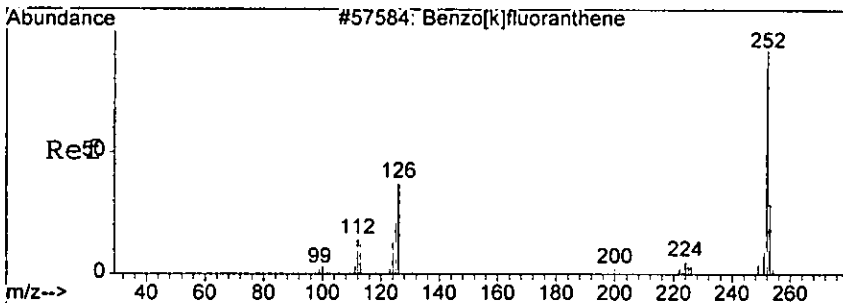
Tgt Ion	252	253	125	Resp:	73122	Lower	Upper
Ion Ratio	100	24.3	26.0		0.0	0.0	63.3
							57.6



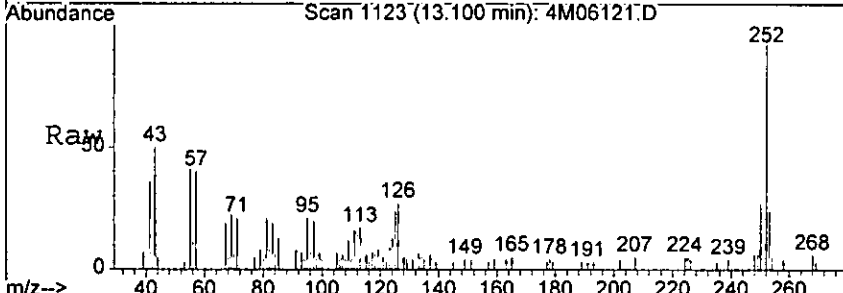
Abundance Ion 252.00 (251.70 to 252.70): 4M0612  
 Ion 253.00 (252.70 to 253.70): 4M0612  
 Ion 125.00 (124.70 to 125.70): 4M0612



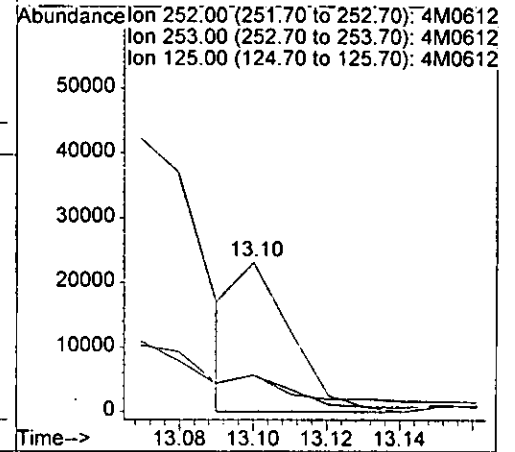
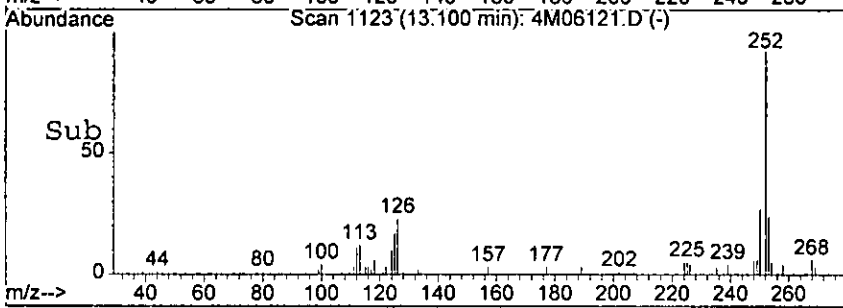
*Verd*



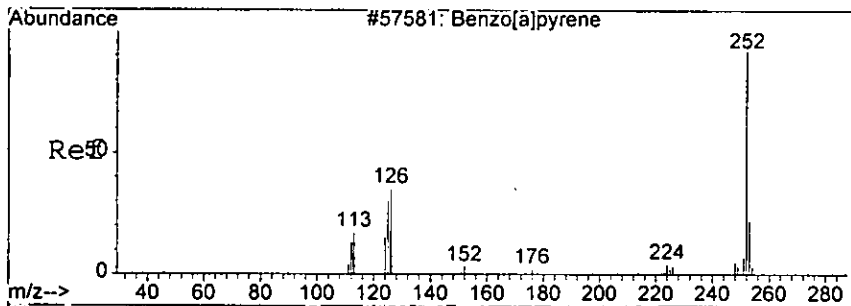
#84  
 Benzo[k]fluoranthene  
 Concen: 10.65 ng m  
 RT: 13.10 min Scan# 1123  
 Delta R.T. -0.26 min  
 Lab File: 4M06121.D  
 Acq: 14 Sep 2005 15:51



Tgt Ion	Resp	Lower	Upper
252	100		
253	24.4	0.0	63.5
125	24.4	0.0	53.8



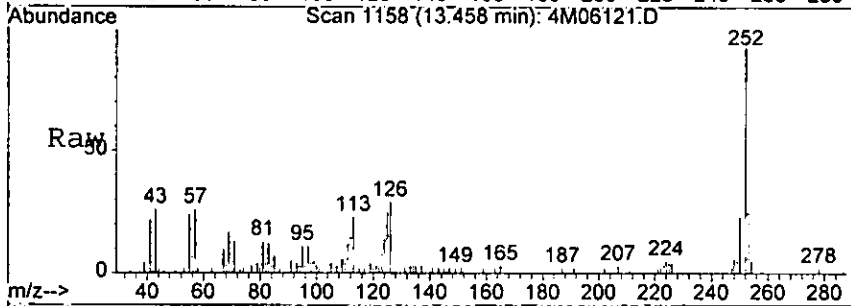
*hgar*



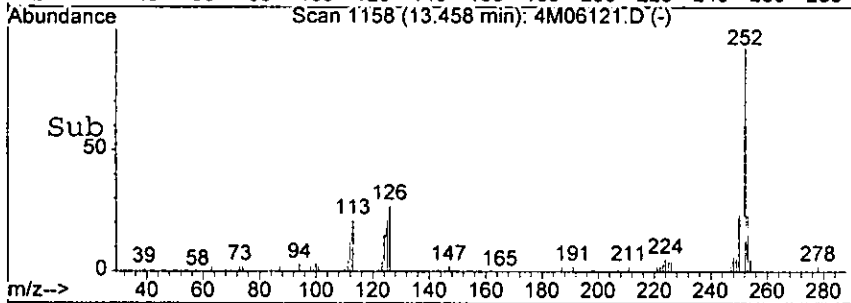
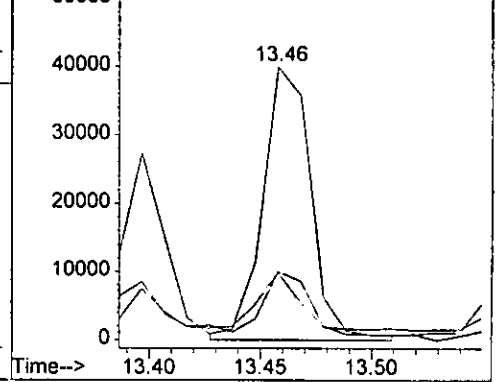
#85  
 Benzo[a]pyrene  
 Concen: 28.76 ng  
 RT: 13.46 min Scan# 1158  
 Delta R.T. -0.26 min  
 Lab File: 4M06121.D  
 Acq: 14 Sep 2005 15:51

1221

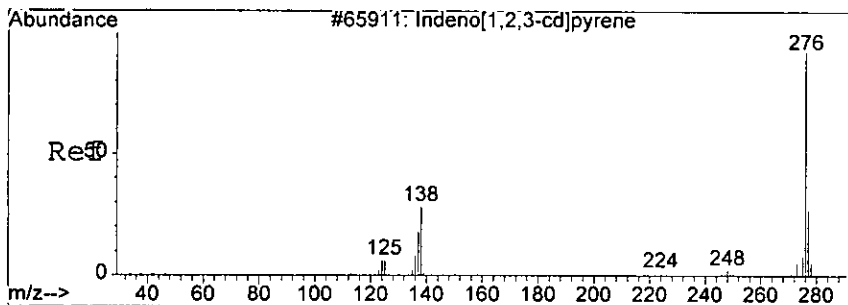
Tgt Ion:	252	Resp:	59904
Ion Ratio	Lower	Upper	
252	100		
253	23.7	0.0	62.9
125	20.8	0.0	57.6



Abundance Ion 252.00 (251.70 to 252.70): 4M0612  
 Ion 253.00 (252.70 to 253.70): 4M0612  
 Ion 125.00 (124.70 to 125.70): 4M0612

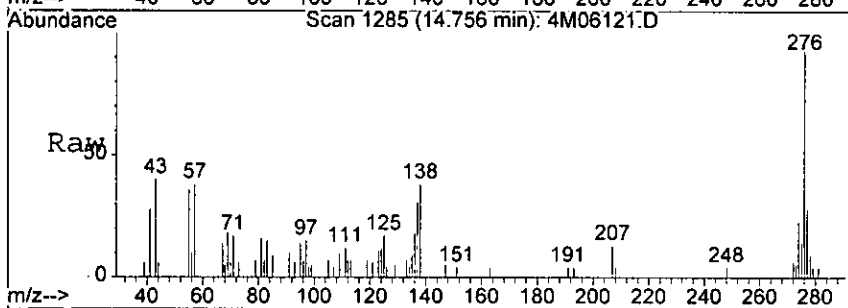


*hao*

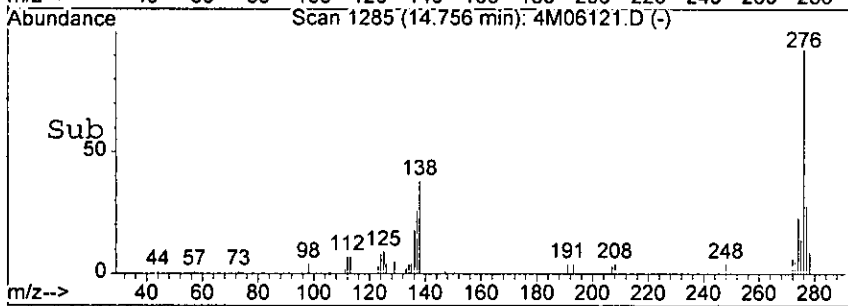
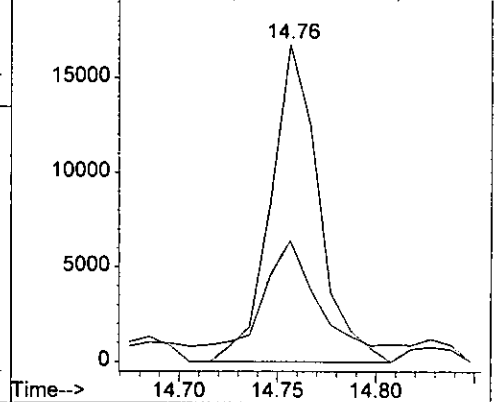


#86  
 Indeno[1,2,3-cd]pyrene  
 Concen: 14.37 ng  
 RT: 14.76 min Scan# 1285  
 Delta R.T. -0.27 min  
 Lab File: 4M06121.D  
 Acq: 14 Sep 2005 15:51

Tgt Ion: 276 Resp: 28372  
 Ion Ratio Lower Upper  
 276 100  
 138 32.8 0.0 73.4

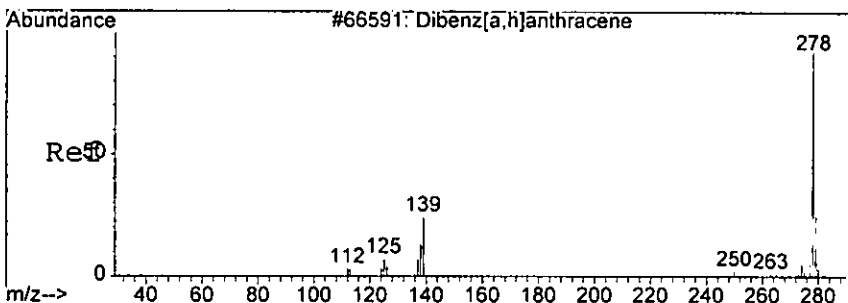


Abundance Ion 276.00 (275.70 to 276.70): 4M0612  
 Ion 138.00 (137.70 to 138.70): 4M0612

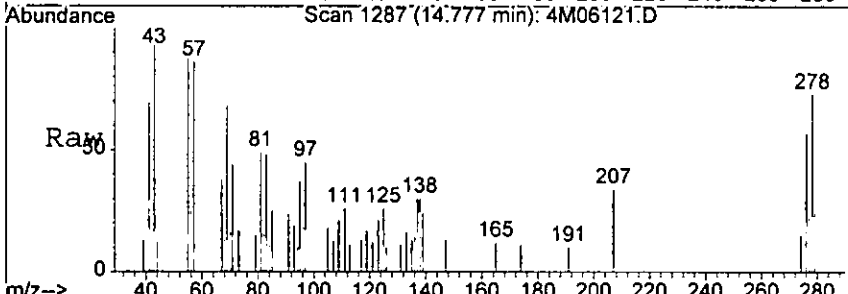


*Handwritten signature*

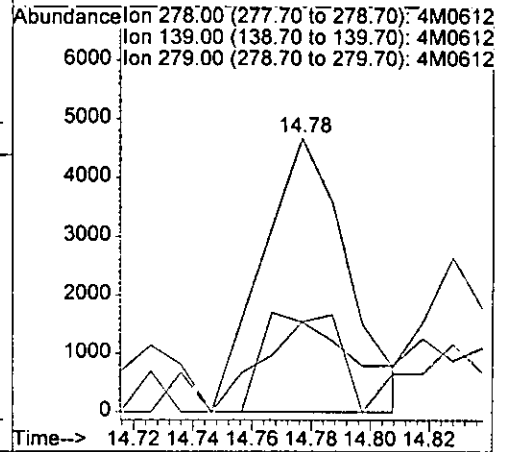
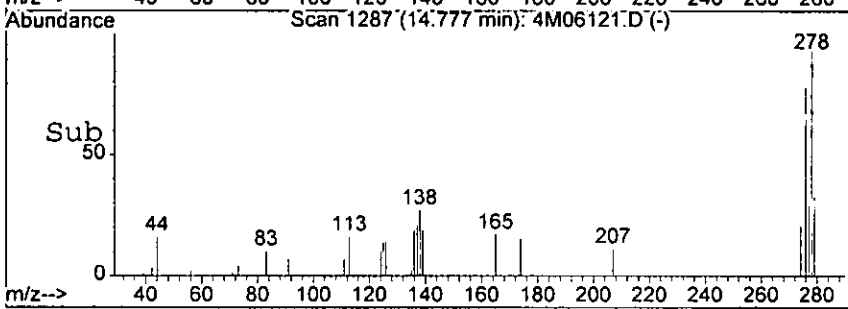




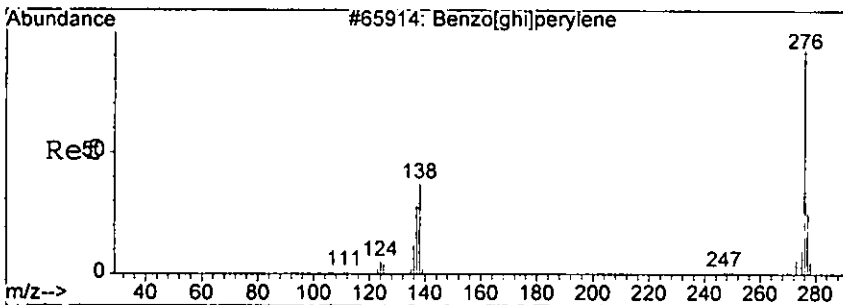
#87  
 Dibenzo[a,h]anthracene  
 Concen: 5.90 ng  
 RT: 14.78 min Scan# 1287  
 Delta R.T. -0.27 min  
 Lab File: 4M06121.D  
 Acq: 14 Sep 2005 15:51



Tgt Ion	Resp	Lower	Upper
278	100		
139	32.9	0.0	63.8
279	33.0	0.0	64.0



*h900*

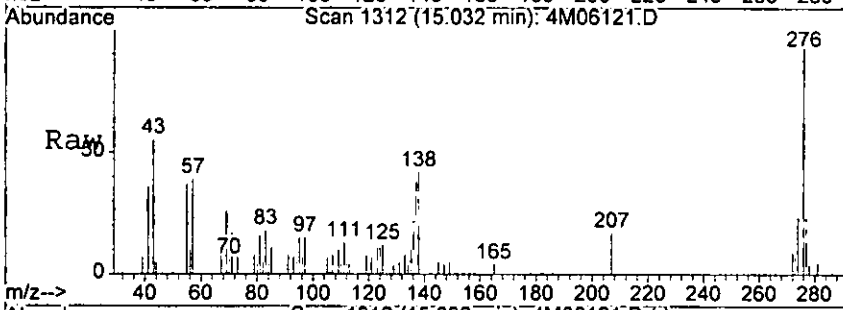


#88  
 Benzo[g,h,i]perylene  
 Concen: 18.12 ng  
 RT: 15.03 min Scan# 1312  
 Delta R.T. -0.27 min  
 Lab File: 4M06121.D  
 Acq: 14 Sep 2005 15:51

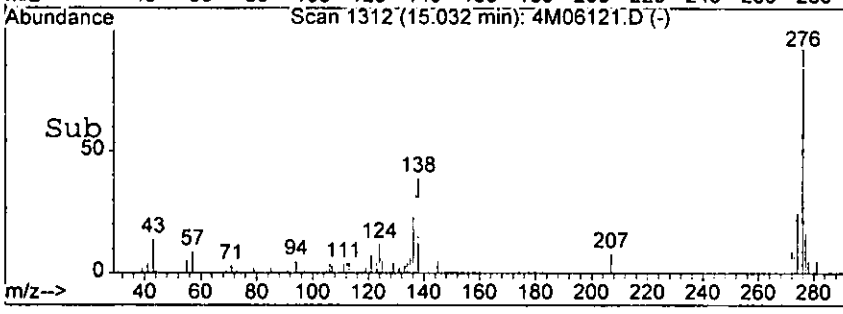
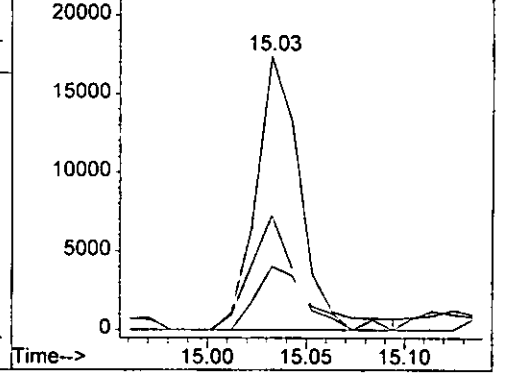
1223

Tgt Ion: 276 Resp: 27627

Ion	Ratio	Lower	Upper
276	100		
138	41.7	0.0	74.1
277	23.1	0.0	65.0



Abundance Ion 276.00 (275.70 to 276.70): 4M0612  
 Ion 138.00 (137.70 to 138.70): 4M0612  
 Ion 277.00 (276.70 to 277.70): 4M0612



*Handwritten signature*

## Form1

## ORGANICS SEMIVOLATILE REPORT

1224

Sample Number: AC19506-025(400X)  
 Client Id: PCTP66 (0.5)  
 Data File: 4M06131.D  
 Analysis Date: 09/14/05 19:50  
 Date Rec/Extracted: 09/09/05-09/13/05

Matrix: Soil  
 Initial Vol: 30g  
 Final Vol: 5ml  
 Dilution: 400  
 Solids: 98

Units: mg/Kg

Cas #	Compound	RL	Conc	Cas #	Compound	RL	Conc
120-82-1	1,2,4-Trichlorobenzene	18	U	205-99-2	Benzo[b]fluoranthene	20	1600
95-50-1	1,2-Dichlorobenzene	31	U	191-24-2	Benzo[g,h,i]perylene	13	850
122-66-7	1,2-Diphenylhydrazine	20	U	207-08-9	Benzo[k]fluoranthene	22	690
541-73-1	1,3-Dichlorobenzene	29	U	111-91-1	bis(2-Chloroethoxy)methan	16	U
106-46-7	1,4-Dichlorobenzene	35	U	111-44-4	bis(2-Chloroethyl)ether	36	U
95-95-4	2,4,5-Trichlorophenol	920	U	108-60-1	bis(2-chloroisopropyl)ether	22	U
88-06-2	2,4,6-Trichlorophenol	1600	U	117-81-7	bis(2-Ethylhexyl)phthalate	61	U
120-83-2	2,4-Dichlorophenol	110	U	85-68-7	Butylbenzylphthalate	27	U
105-67-9	2,4-Dimethylphenol	94	U	86-74-8	Carbazole	20	970
51-28-5	2,4-Dinitrophenol	460	U	218-01-9	Chrysene	14	1500
121-14-2	2,4-Dinitrotoluene	25	U	84-74-2	Di-n-butylphthalate	15	U
606-20-2	2,6-Dinitrotoluene	28	U	117-84-0	Di-n-octylphthalate	16	U
91-58-7	2-Chloronaphthalene	19	U	53-70-3	Dibenzo[a,h]anthracene	24	270
95-57-8	2-Chlorophenol	140	U	132-64-9	Dibenzofuran	86	1600
91-57-6	2-Methylnaphthalene	88	1300	84-66-2	Diethylphthalate	19	U
95-48-7	2-Methylphenol	320	U	131-11-3	Dimethylphthalate	15	U
88-74-4	2-Nitroaniline	48	U	206-44-0	Fluoranthene	20	3800
88-75-5	2-Nitrophenol	79	U	86-73-7	Fluorene	17	2600
106-44-5	3&4-Methylphenol	360	180 J	118-74-1	Hexachlorobenzene	32	U
91-94-1	3,3'-Dichlorobenzidine	150	U	87-68-3	Hexachlorobutadiene	29	U
99-09-2	3-Nitroaniline	280	U	77-47-4	Hexachlorocyclopentadiene	180	U
534-52-1	4,6-Dinitro-2-methylphenol	130	U	67-72-1	Hexachloroethane	51	U
101-55-3	4-Bromophenyl-phenylether	26	U	193-39-5	Indeno[1,2,3-cd]pyrene	9.4	750
59-50-7	4-Chloro-3-methylphenol	170	U	78-59-1	Isophorone	21	U
106-47-8	4-Chloroaniline	520	U	621-64-7	N-Nitroso-di-n-propylamine	33	U
7005-72-3	4-Chlorophenyl-phenylether	31	U	62-75-9	N-Nitrosodimethylamine	800	U
100-01-6	4-Nitroaniline	170	U	86-30-6	n-Nitrosodiphenylamine	32	U
100-02-7	4-Nitrophenol	120	U	91-20-3	Naphthalene	16	6000
83-32-9	Acenaphthene	28	180	98-95-3	Nitrobenzene	27	U
208-96-8	Acenaphthylene	16	2000	87-86-5	Pentachlorophenol	84	U
120-12-7	Anthracene	18	1800	85-01-8	Phenanthrene	16	7700
92-87-5	Benzdine	150	U	108-95-2	Phenol	100	210
56-55-3	Benzo[a]anthracene	12	1800	129-00-0	Pyrene	16	4400
50-32-8	Benzo[a]pyrene	16	1300				

Worksheet #: 19611

Total Target Concentration 41500

U - Indicates the compound was analyzed but not detected.  
 B - Indicates the analyte was found in the blank as well as in the sample.  
 E - Indicates the analyte concentration exceeds the calibration range of the instrument.

R - Retention Time Out  
 J - Indicates an estimated value when a compound is detected at less than the specified detection limit.

1225

Data File : G:\GcMsData\2005\Gcms\_4\Data\09-14-05\4M06131.D Vial: 26  
 Acq On : 14 Sep 2005 19:50 Operator: AHD  
 Sample : AC19506-025(400X) Inst : GCMS\_4  
 Misc : S,BNA:2000 Multiplr: 1.00  
 MS Integration Params: RTEINT.P  
 Quant Time: Sep 22 16:24 2005

Quant Results File: 4M\_0901.RES

Quant Method : G:\GCMSDATA\2005\GCMS\_4\METHODS\4M\_0901.M (RTE Integrator)  
 Title : @GCMS\_4,mg,625,8270  
 Last Update : Fri Sep 02 08:08:19 2005  
 Response via : Initial Calibration  
 DataAcq Meth : 4M\_0901

Internal Standards	R.T.	QIon	Response	Conc	Units	Dev(Min)
1) 1,4-Dichlorobenzene-d4	4.53	152	58764	40.00	ng	-0.15
19) Naphthalene-d8	5.53	136	170520	40.00	ng	-0.14
35) Acenaphthene-d10	7.02	164	85444	40.00	ng	-0.18
59) Phenanthrene-d10	8.59	188	108443	40.00	ng	-0.20
72) Chrysene-d12	11.72	240	49460	40.00	ng	-0.24
81) Perylene-d12	13.53	264	34684	40.00	ng	-0.26

System Monitoring Compounds

4) 2-Fluorophenol	0.00	112	0	0.00	ng	
Spiked Amount	200.000		Recovery	=	0.00%	
7) Phenol-d5	0.00	99	0	0.00	ng	
Spiked Amount	200.000		Recovery	=	0.00%	
20) Nitrobenzene-d5	0.00	128	0	0.00	ng	
Spiked Amount	100.000		Recovery	=	0.00%	
40) 2-Fluorobiphenyl	0.00	172	0	0.00	ng	
Spiked Amount	100.000		Recovery	=	0.00%	
62) 2,4,6-Tribromophenol	0.00	332	0	0.00	ng	
Spiked Amount	200.000		Recovery	=	0.00%	
75) Terphenyl-d14	0.00	244	0	0.00	ng	
Spiked Amount	100.000		Recovery	=	0.00%	

Target Compounds

Target Compounds	R.T.	QIon	Response	Conc	Units	Qvalue
8) Phenol	4.31	94	8333	3.08	ng	50
18) 3&4-Methylphenol	4.92	108	4833	2.70	ng	77
29) Naphthalene	5.54	128	394932	88.48	ng	99
33) 2-Methylnaphthalene	6.09	142	54712	19.37	ng	95
46) Acenaphthylene	6.89	152	111845	28.84	ng	98
49) Acenaphthene	7.06	153	6812	2.59	ng	91
52) Dibenzofuran	7.23	168	86391	23.61	ng	89
55) Fluorene	7.58	166	95488	37.72	ng	98
67) Phenanthrene	8.62	178	324778	113.86	ng	99
68) Anthracene	8.67	178	83270	26.74	ng	99
69) Carbazole	8.89	167	41568	14.32	ng	99
71) Fluoranthene	9.99	202	179243	55.96	ng	96
73) Pyrene	10.25	202	124175	65.38	ng	99
78) Benzo[a]anthracene	11.71	228	43019	25.73	ng	91
79) Chrysene	11.76	228	34523	22.52	ng	97
83) Benzo[b]fluoranthene	13.07	252	33880m	22.92	ng	
84) Benzo[k]fluoranthene	13.10	252	13723m	10.13	ng	
85) Benzo[a]pyrene	13.47	252	24949	19.72	ng	94
86) Indeno[1,2,3-cd]pyrene	14.76	276	13180	10.99	ng	96

(#) = qualifier out of range (m) = manual integration

*NAOR*

Data File : G:\GcMsData\2005\Gcms\_4\Data\09-14-05\4M06131.D Vial: 26  
 Acq On : 14 Sep 2005 19:50 Operator: AHD  
 Sample : AC19506-025(400X) Inst : GCMS\_  
 Misc : S,BNA:2000 Multiplr: 1.00  
 MS Integration Params: RTEINT.P  
 Quant Time: Sep 22 16:24 2005 Quant Results File: 4M\_0901.RES

Quant Method : G:\GCMSDATA\2005\GCMS\_4\METHODS\4M\_0901.M (RTE Integrator)  
 Title : @GCMS\_4,mg,625,8270  
 Last Update : Fri Sep 02 08:08:19 2005  
 Response via : Initial Calibration  
 DataAcq Meth : 4M\_0901

Compound	R.T.	QIon	Response	Conc	Unit	Qvalue
87) Dibenzo[a,h]anthracene	14.79	278	3855	4.00	ng	66
88) Benzo[g,h,i]perylene	15.04	276	11615	12.54	ng	90

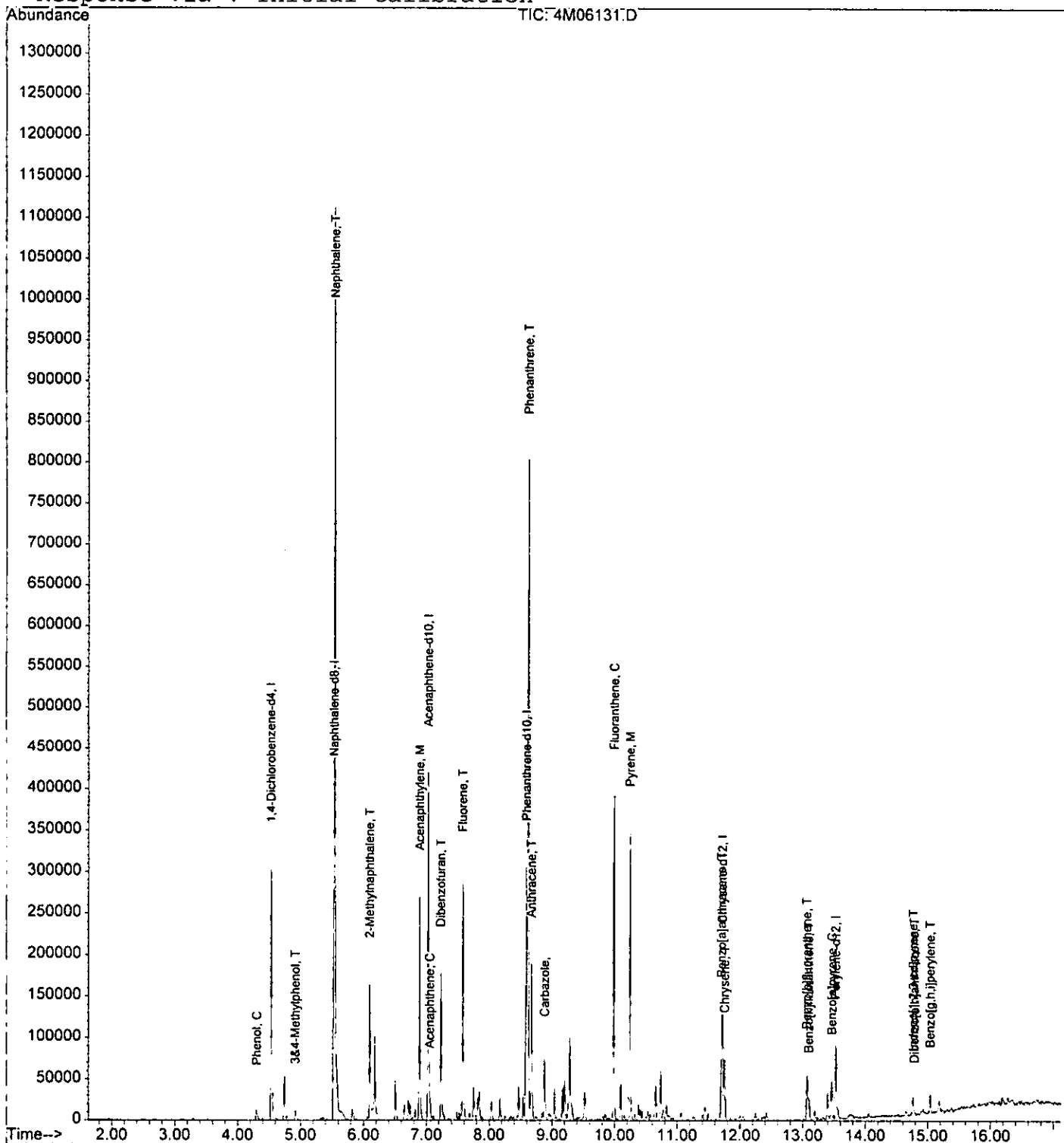
Quantitation Report

Data File : G:\GcMsData\2005\Gcms\_4\Data\09-14-05\4M06131.D Vial: 26  
Acq On : 14 Sep 2005 19:50 Operator: AHD  
Sample : AC19506-025(400X) Inst : GCMS\_4  
Misc : S,BNA:2000 Multiplr: 1.00  
MS Integration Params: RTEINT.P  
Quant Time: Sep 22 16:24 2005

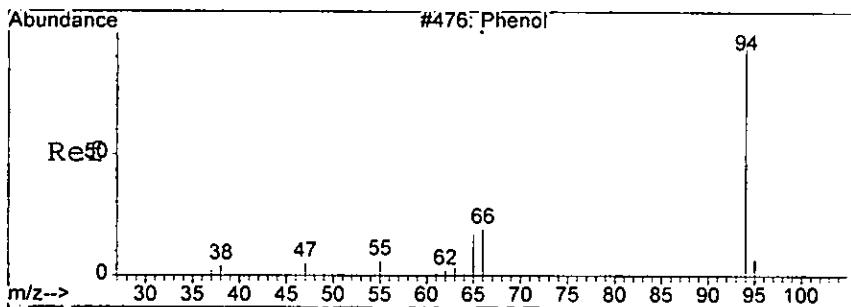
1227

Quant Results File: 4M\_0901.RES

Method : G:\GCMSDATA\2005\GCMS\_4\METHODS\4M\_0901.M (RTE Integrator)  
Title : @GCMS\_4,mg,625,8270  
Last Update : Thu Sep 01 11:26:24 2005  
Response via : Initial Calibration



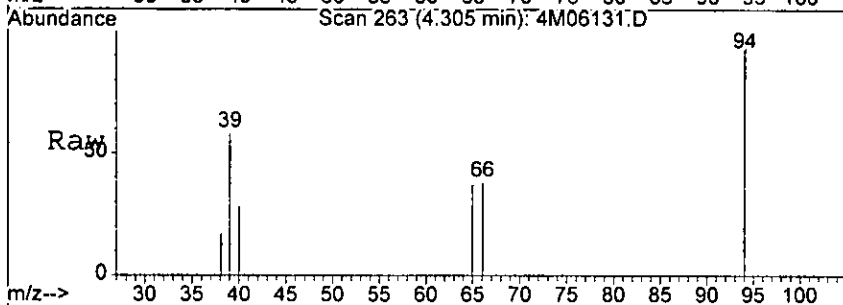
1223



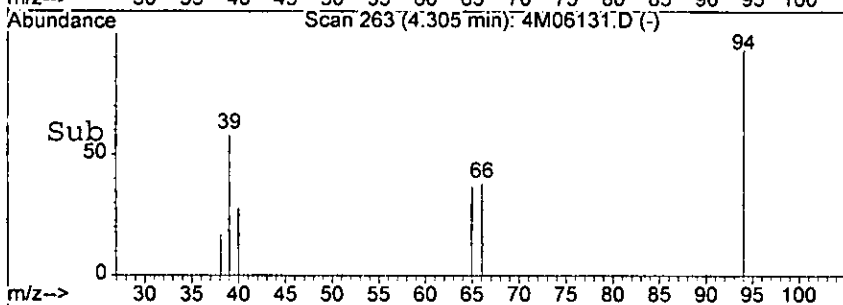
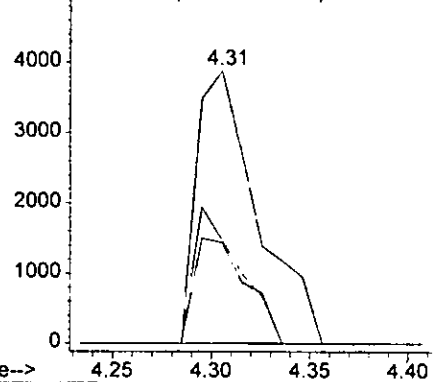
#8  
 Phenol  
 Concen: 3.08 ng  
 RT: 4.31 min Scan# 263  
 Delta R.T. -0.12 min  
 Lab File: 4M06131.D  
 Acq: 14 Sep 2005 19:50

Tgt Ion: 94 Resp: 8333

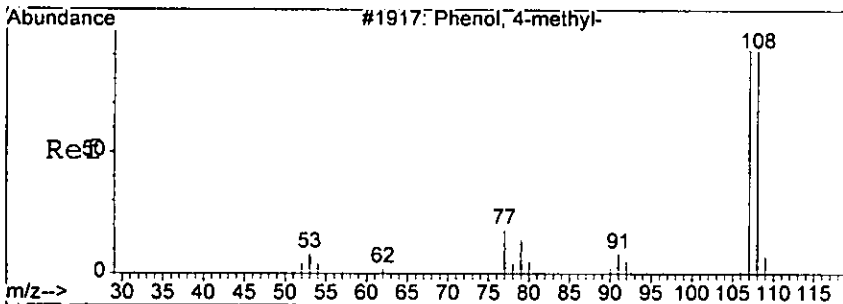
Ion	Ratio	Lower	Upper
94	100		
65	37.1	0.0	140.0
66	38.1	0.0	225.0



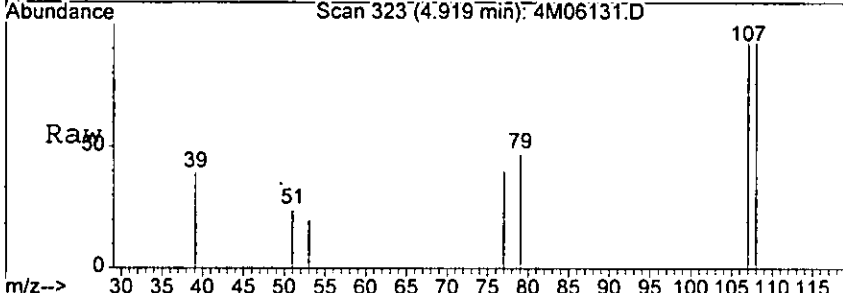
Abundance Ion 94.00 (93.70 to 94.70): 4M06131.D  
 Ion 65.00 (64.70 to 65.70): 4M06131.D  
 Ion 66.00 (65.70 to 66.70): 4M06131.D



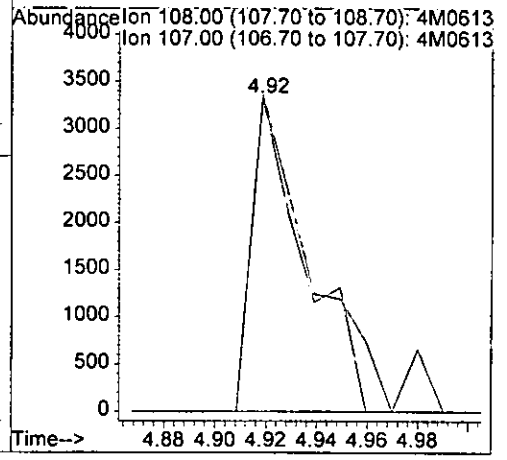
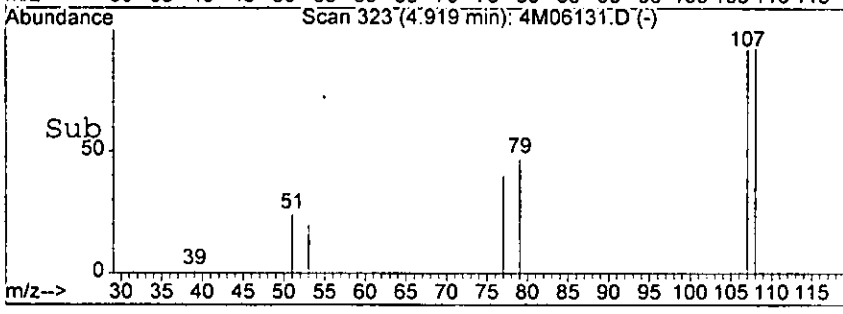
*Handwritten signature*



#18  
 3&4-Methylphenol  
 Concen: 2.70 ng  
 RT: 4.92 min Scan# 323  
 Delta R.T. -0.12 min  
 Lab File: 4M06131.D  
 Acq: 14 Sep 2005 19:50

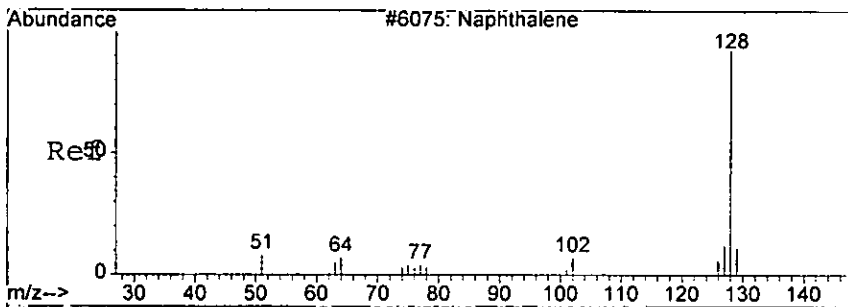


Tgt Ion: 108 Resp: 4833  
 Ion Ratio Lower Upper  
 108 100  
 107 101.7 88.9 168.9



*handwritten signature*

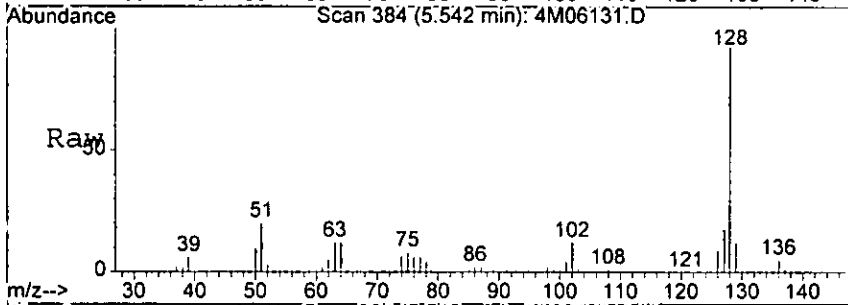




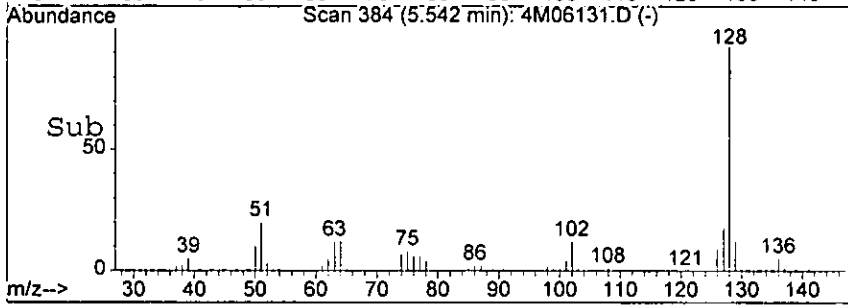
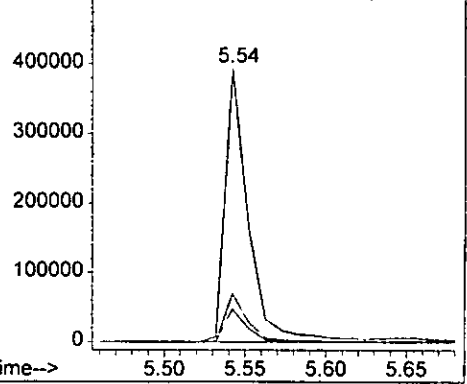
#29  
 Naphthalene  
 Concen: 88.48 ng  
 RT: 5.54 min Scan# 384  
 Delta R.T. -0.15 min  
 Lab File: 4M06131.D  
 Acq: 14 Sep 2005 19:50

12318

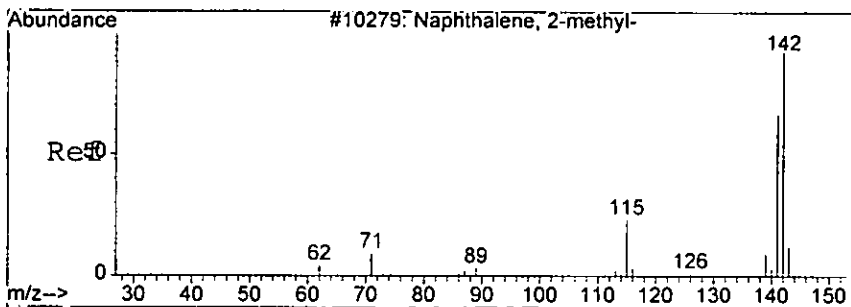
Tgt Ion	Resp	Lower	Upper
128	394932		
129	12.1	0.0	51.8
127	17.7	0.0	57.0



Abundance Ion 128.00 (127.70 to 128.70): 4M0613  
 Ion 129.00 (128.70 to 129.70): 4M0613  
 Ion 127.00 (126.70 to 127.70): 4M0613

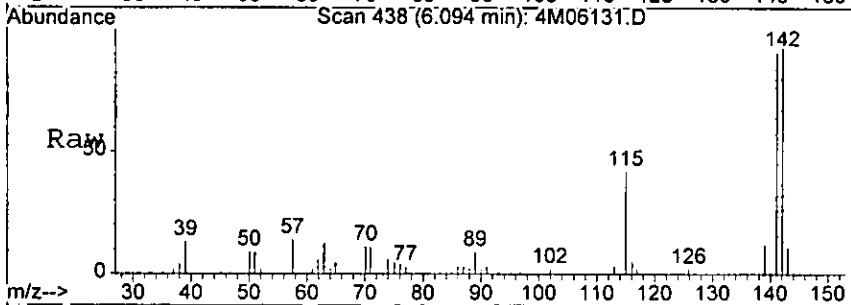


*handwritten signature*

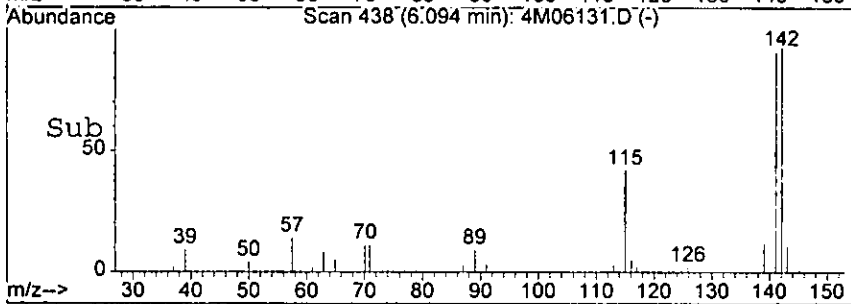
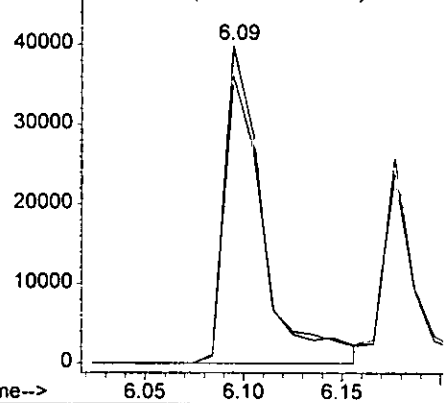


#33  
 2-Methylnaphthalene  
 Concen: 19.37 ng  
 RT: 6.09 min Scan# 438  
 Delta R.T. -0.16 min  
 Lab File: 4M06131.D  
 Acq: 14 Sep 2005 19:50

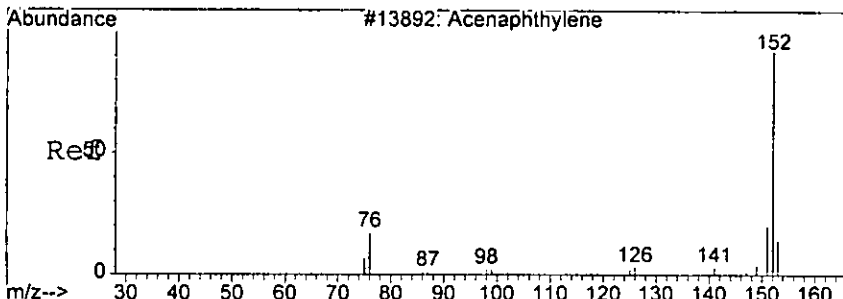
Tgt Ion:142 Resp: 54712  
 Ion Ratio Lower Upper  
 142 100  
 141 90.7 55.7 135.7



Abundance Ion 142:00 (141.70 to 142.70): 4M0613  
 Ion 141:00 (140.70 to 141.70): 4M0613

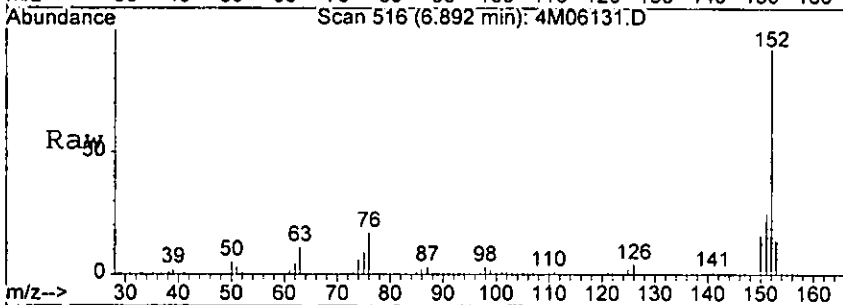


*Handwritten signature*

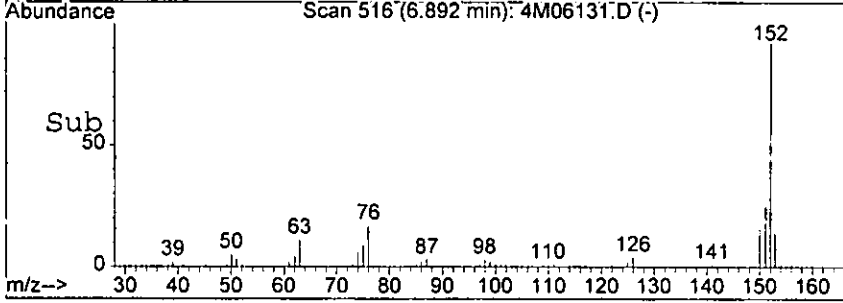
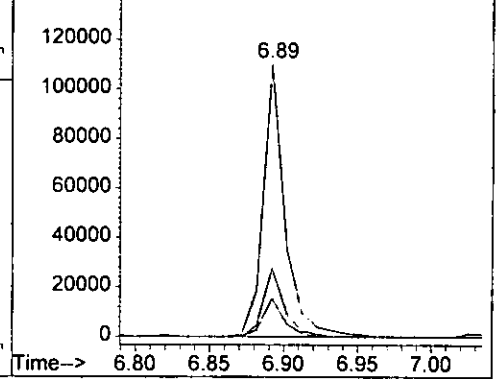


#46  
 Acenaphthylene  
 Concen: 28.84 ng  
 RT: 6.89 min Scan# 516  
 Delta R.T. -0.18 min  
 Lab File: 4M06131.D  
 Acq: 14 Sep 2005 19:50

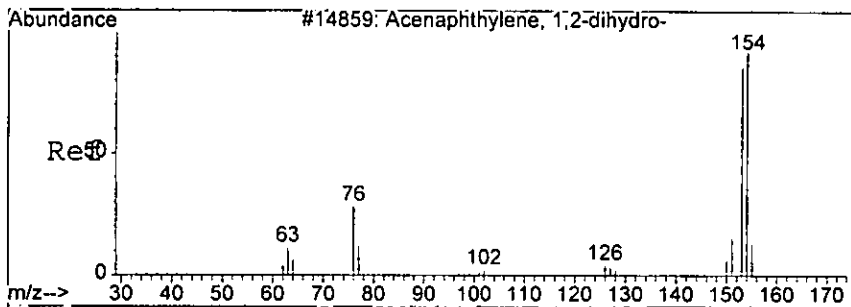
Tgt Ion	Resp	Lower	Upper
152	111845	100	
151	25.0	0.0	63.6
153	14.0	0.0	53.8



Abundance Ion 152.00 (151.70 to 152.70): 4M0613  
 Ion 151.00 (150.70 to 151.70): 4M0613  
 Ion 153.00 (152.70 to 153.70): 4M0613



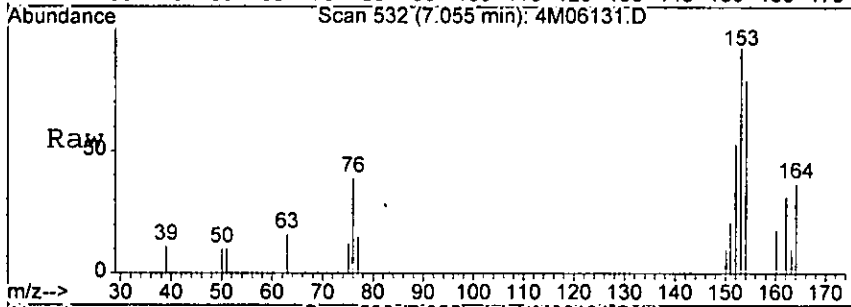
*hazoo*



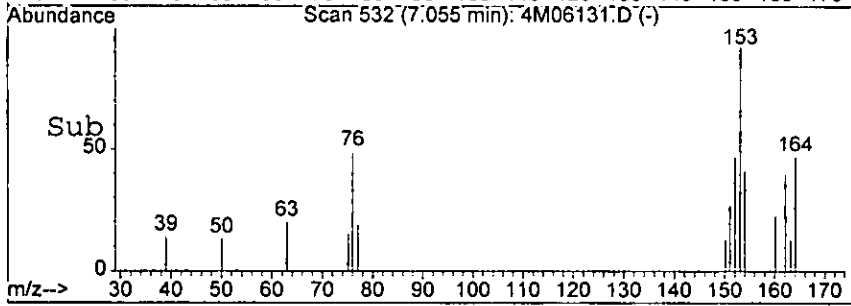
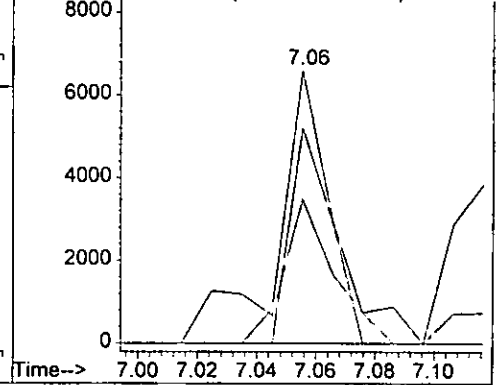
#49  
 Acenaphthene  
 Concen: 2.59 ng  
 RT: 7.06 min Scan# 532  
 Delta R.T. -0.19 min  
 Lab File: 4M06131.D  
 Acq: 14 Sep 2005 19:50

123

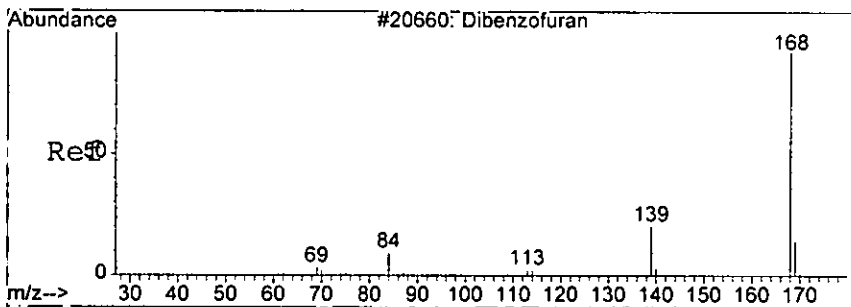
Tgt Ion	Resp	Lower	Upper
153	6812	100	
152	39.4	8.3	88.3
154	79.0	45.1	125.1



Abundance Ion 153.00 (152.70 to 153.70): 4M0613  
 Ion 152.00 (151.70 to 152.70): 4M0613  
 Ion 154.00 (153.70 to 154.70): 4M0613



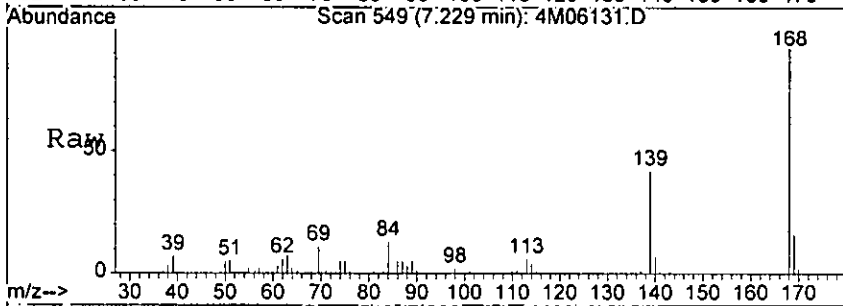
*hgar*



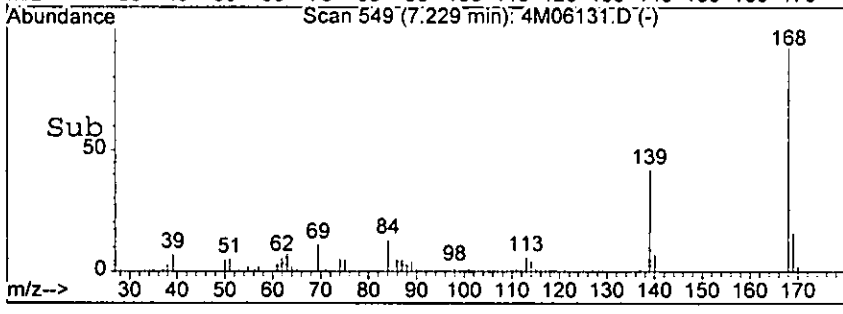
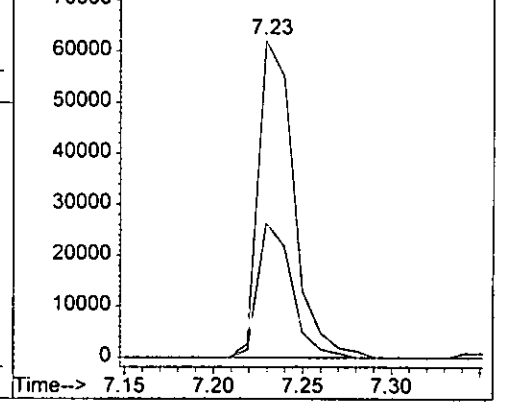
#52  
 Dibenzofuran  
 Concen: 23.61 ng  
 RT: 7.23 min Scan# 549  
 Delta R.T. -0.19 min  
 Lab File: 4M06131.D  
 Acq: 14 Sep 2005 19:50

1237

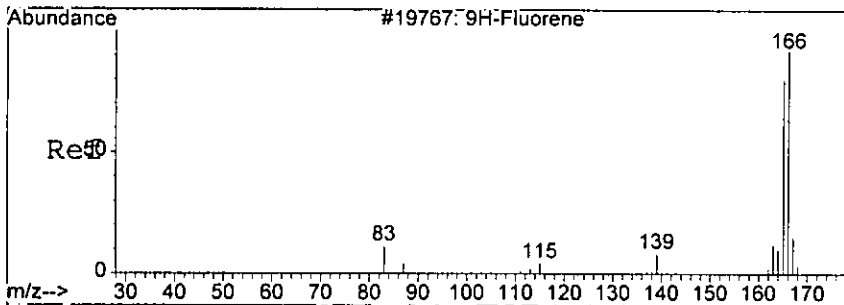
Tgt Ion:168 Resp: 86391  
 Ion Ratio Lower Upper  
 168 100  
 139 42.4 6.0 66.0



Abundance Ion 168.00 (167.70 to 168.70): 4M0613  
 Ion 139.00 (138.70 to 139.70): 4M0613



*Wg*

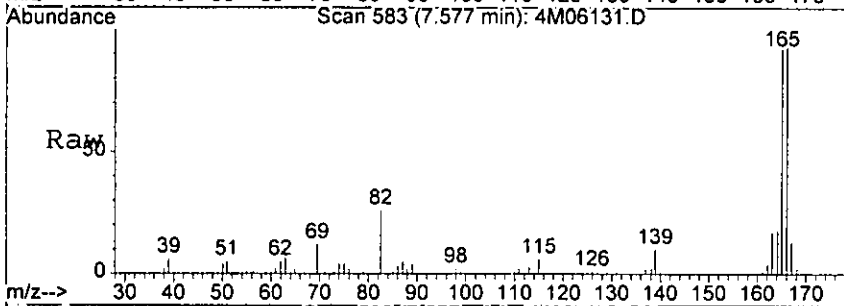


#55  
 Fluorene  
 Concen: 37.72 ng  
 RT: 7.58 min Scan# 583  
 Delta R.T. -0.19 min  
 Lab File: 4M06131.D  
 Acq: 14 Sep 2005 19:50

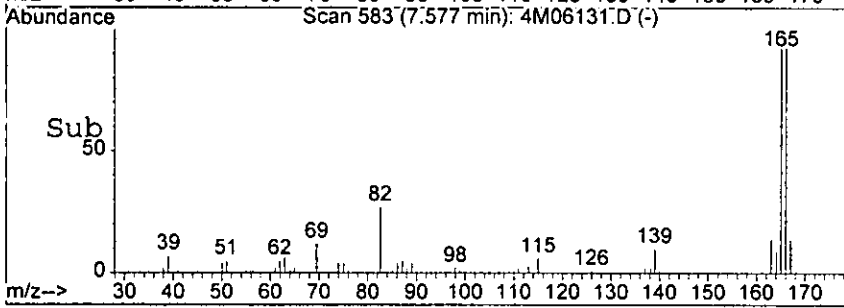
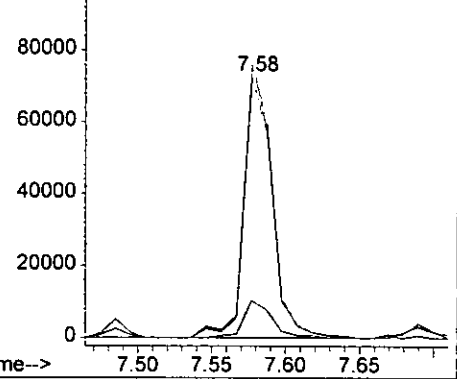
1235

Tgt Ion:166 Resp: 95488

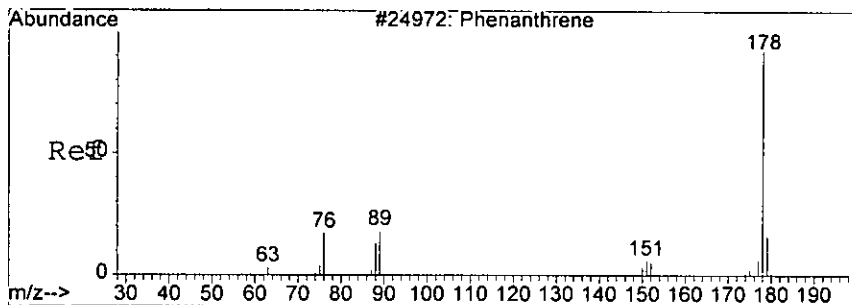
Ion	Ratio	Lower	Upper
166	100		
165	105.0	63.3	143.3
167	14.1	0.0	54.6



Abundance Ion 166.00 (165.70 to 166.70): 4M0613  
 Ion 165.00 (164.70 to 165.70): 4M0613  
 Ion 167.00 (166.70 to 167.70): 4M0613



*1235*

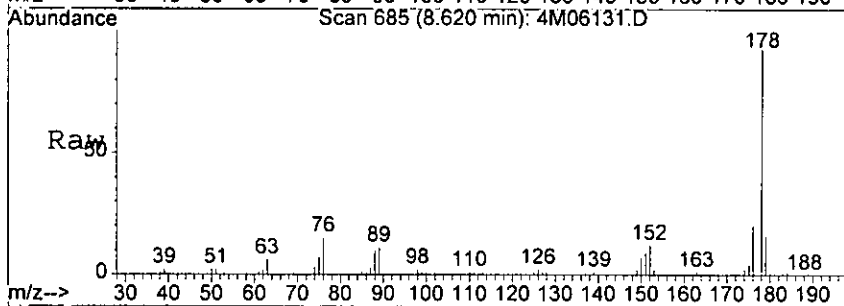


#67  
 Phenanthrene  
 Concen: 113.86 ng  
 RT: 8.62 min Scan# 685  
 Delta R.T. -0.20 min  
 Lab File: 4M06131.D  
 Acq: 14 Sep 2005 19:50

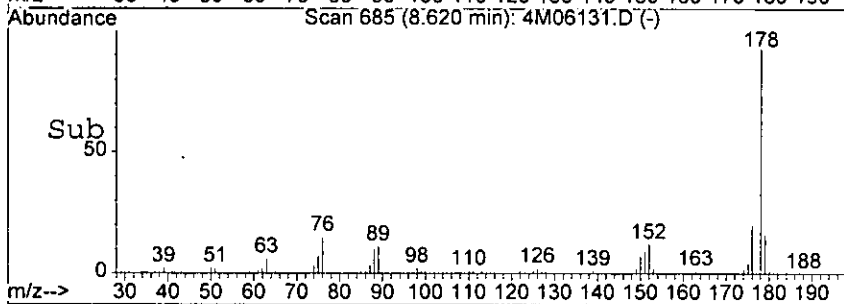
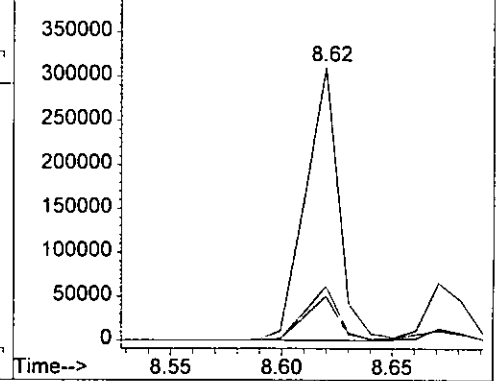
1236

Tgt Ion: 178 Resp: 324778

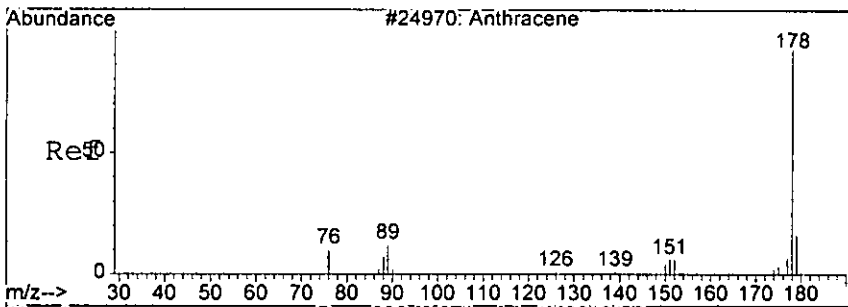
Ion	Ratio	Lower	Upper
178	100		
179	16.2	0.0	56.6
176	19.9	0.0	60.5



Abundance Ion 178.00 (177.70 to 178.70): 4M0613  
 Ion 179.00 (178.70 to 179.70): 4M0613  
 Ion 176.00 (175.70 to 176.70): 4M0613



*Handwritten signature*

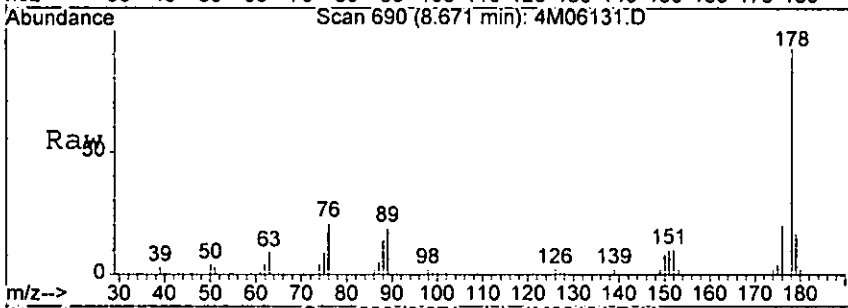


#68  
 Anthracene  
 Concen: 26.74 ng  
 RT: 8.67 min Scan# 690  
 Delta R.T. -0.20 min  
 Lab File: 4M06131.D  
 Acq: 14 Sep 2005 19:50

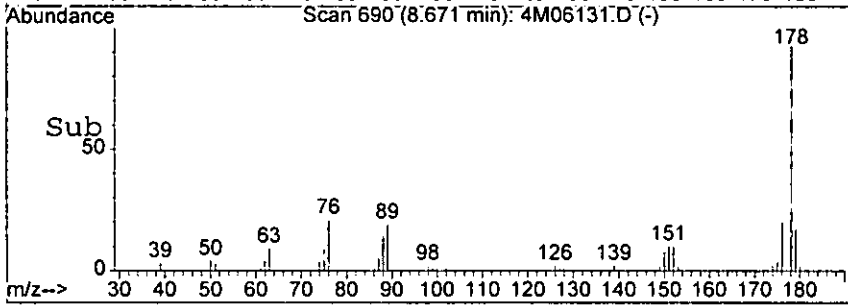
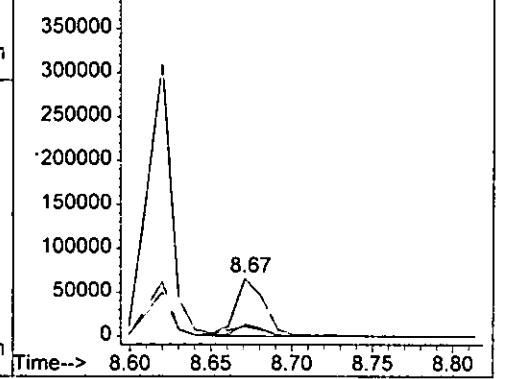
123

Tgt Ion: 178 Resp: 83270

Ion	Ratio	Lower	Upper
178	100		
179	17.1	0.0	56.6
176	20.4	0.0	60.2

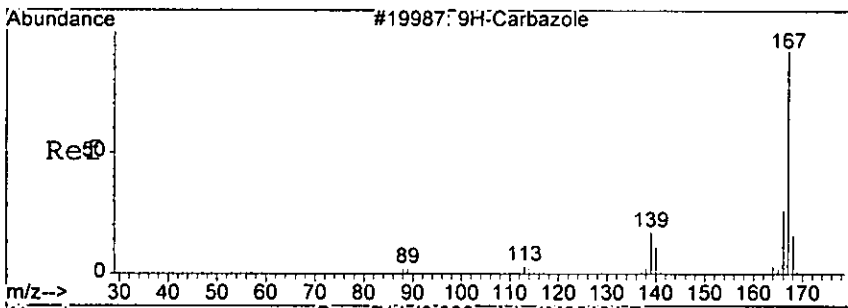


Abundance Ion 178.00 (177.70 to 178.70): 4M0613  
 Ion 179.00 (178.70 to 179.70): 4M0613  
 Ion 176.00 (175.70 to 176.70): 4M0613



*handwritten signature*

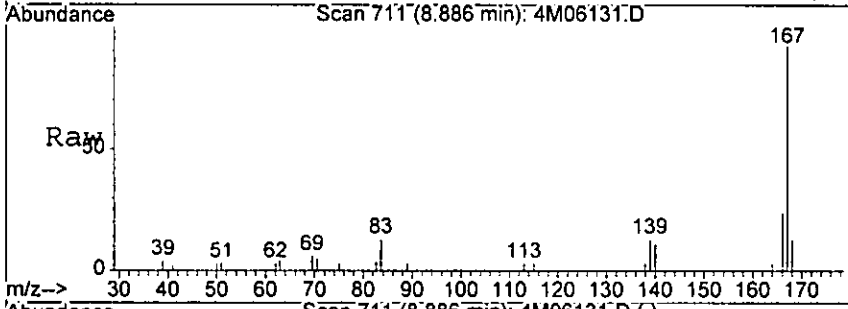




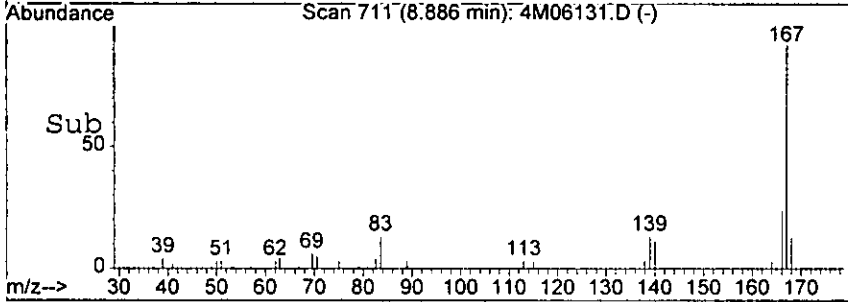
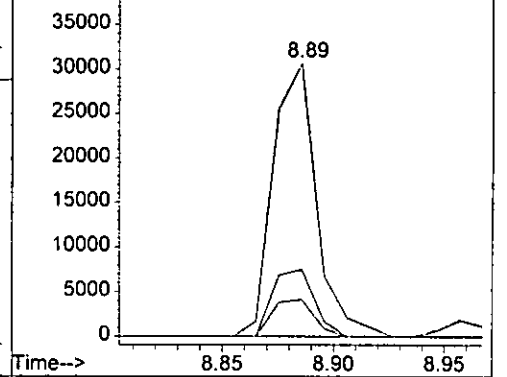
#69  
 Carbazole  
 Concen: 14.32 ng  
 RT: 8.89 min Scan# 711  
 Delta R.T. -0.19 min  
 Lab File: 4M06131.D  
 Acq: 14 Sep 2005 19:50

1238

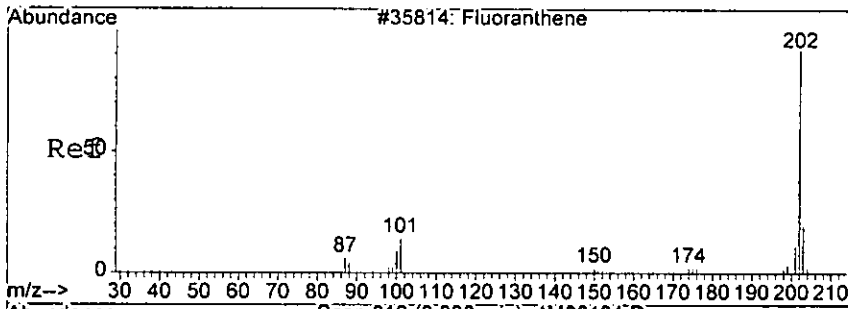
Tgt Ion:167	Resp:	41568
Ion Ratio	Lower	Upper
167	100	
166	24.4	4.9 44.9
139	13.4	0.0 33.9



Abundance Ion 167.10 (166.80 to 167.80): 4M0613  
 Ion 166.20 (165.90 to 166.90): 4M0613  
 Ion 139.05 (138.75 to 139.75): 4M0613



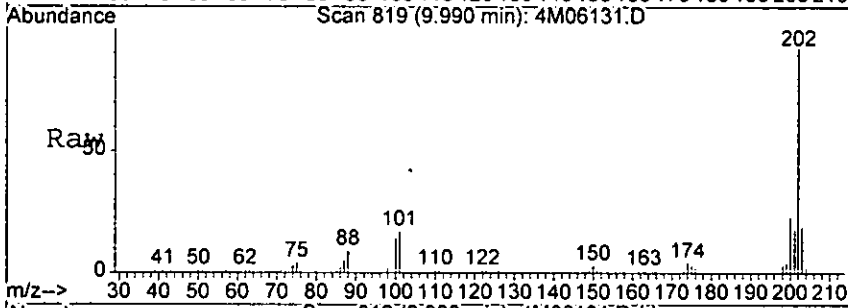
*Handwritten signature*



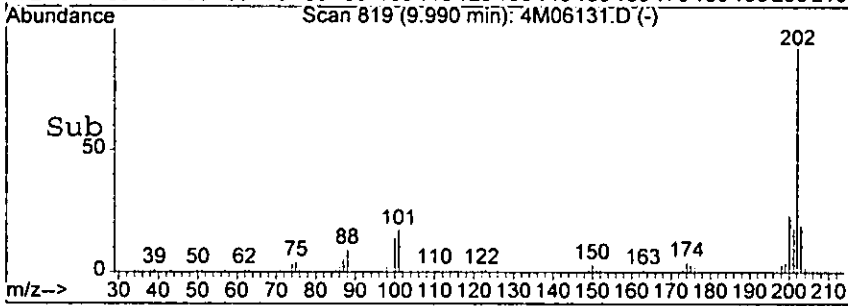
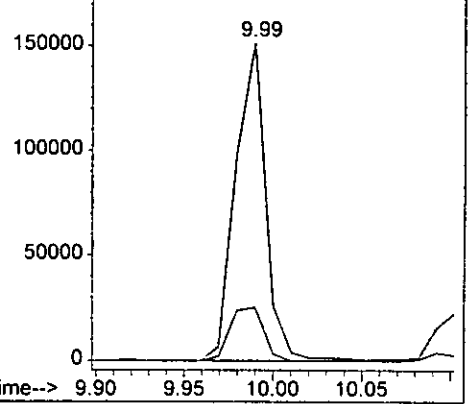
#71  
 Fluoranthene  
 Concen: 55.96 ng  
 RT: 9.99 min Scan# 819  
 Delta R.T. -0.21 min  
 Lab File: 4M06131.D  
 Acq: 14 Sep 2005 19:50

1233

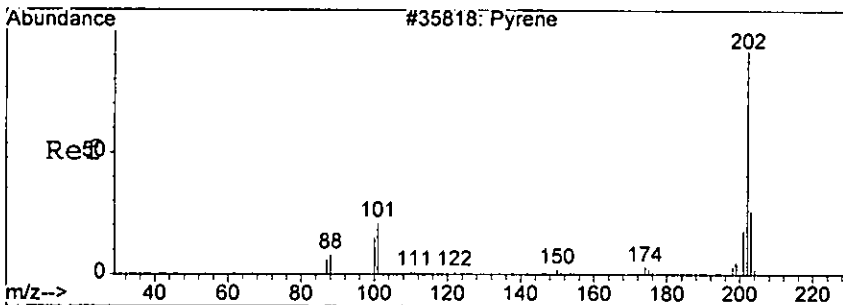
Tgt Ion: 202 Resp: 179243  
 Ion Ratio Lower Upper  
 202 100  
 101 16.7 0.0 58.3



Abundance Ion 202.00 (201.70 to 202.70): 4M0613  
 Ion 101.00 (100.70 to 101.70): 4M0613



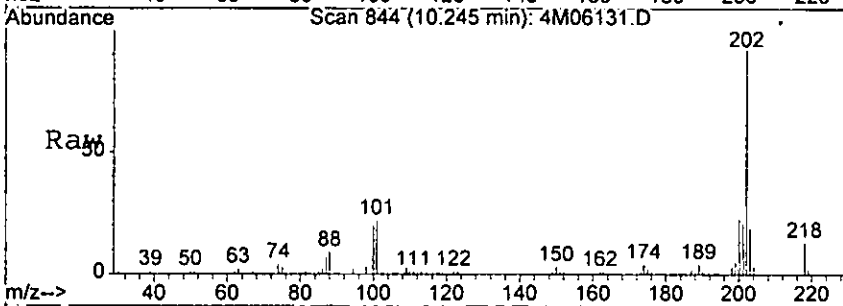
*hgar*



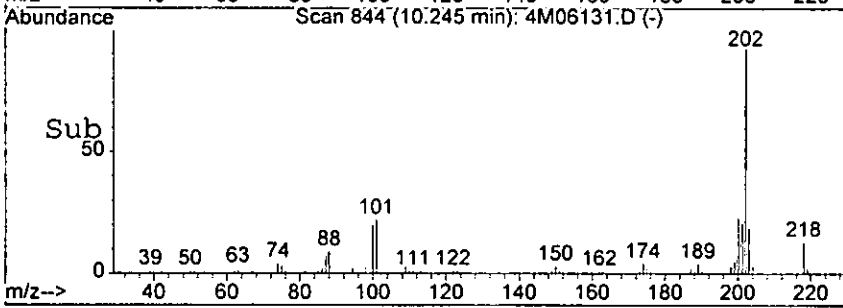
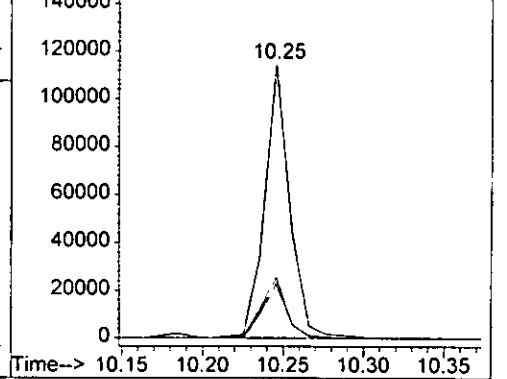
#73  
 Pyrene  
 Concen: 65.38 ng  
 RT: 10.25 min Scan# 844  
 Delta R.T. -0.21 min  
 Lab File: 4M06131.D  
 Acq: 14 Sep 2005 19:50

124175

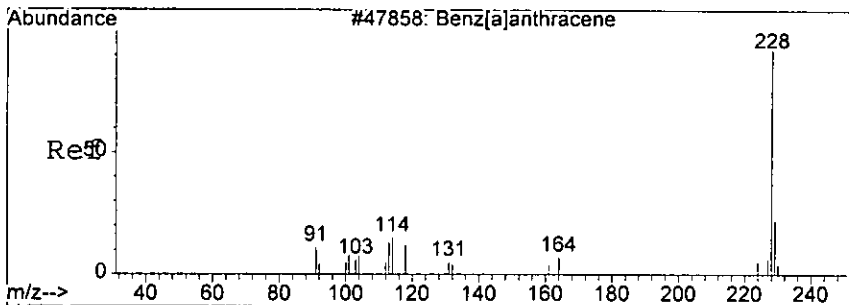
Tgt Ion	Ratio	Lower	Upper
202	100		
101	22.2	0.0	62.7
100	19.9	0.0	60.5



Abundance Ion 202.00 (201.70 to 202.70): 4M0613  
 Ion 101.00 (100.70 to 101.70): 4M0613  
 Ion 100.00 (99.70 to 100.70): 4M06131



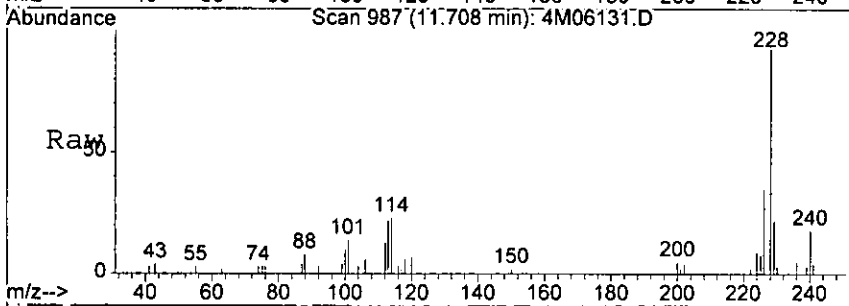
*harr*



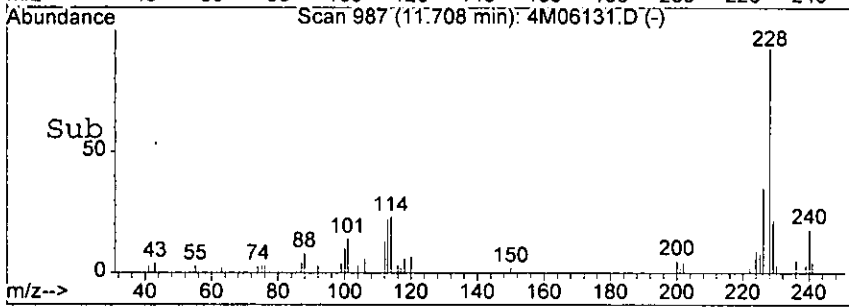
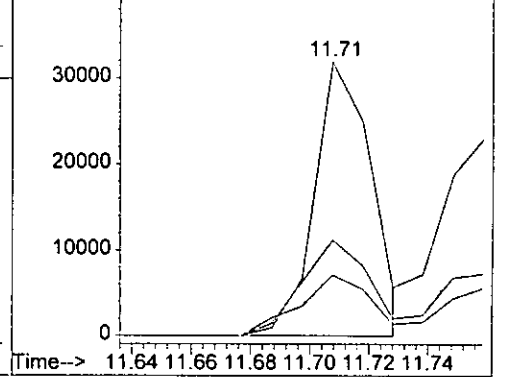
#78  
 Benzo[a]anthracene  
 Concen: 25.73 ng  
 RT: 11.71 min Scan# 987  
 Delta R.T. -0.24 min  
 Lab File: 4M06131.D  
 Acq: 14 Sep 2005 19:50

12/11

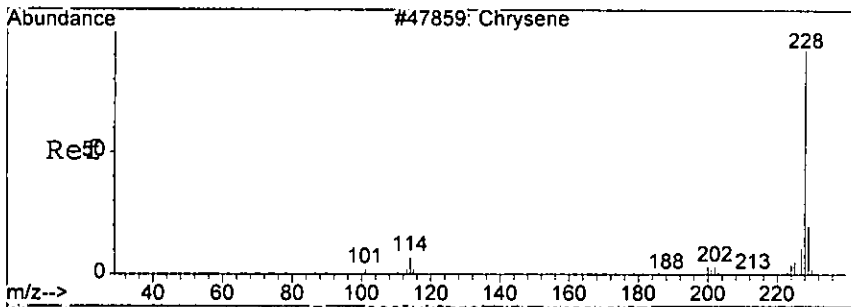
Tgt Ion	228	229	226	Resp	43019	Lower	Upper
Ion Ratio	100	22.4	35.2			0.0	60.5
						0.0	69.0



Abundance Ion 228.00 (227.70 to 228.70): 4M0613  
 Ion 229.00 (228.70 to 229.70): 4M0613  
 Ion 226.00 (225.70 to 226.70): 4M0613



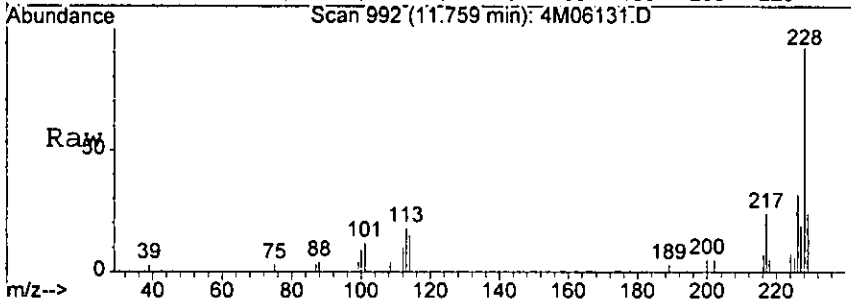
*Waar*



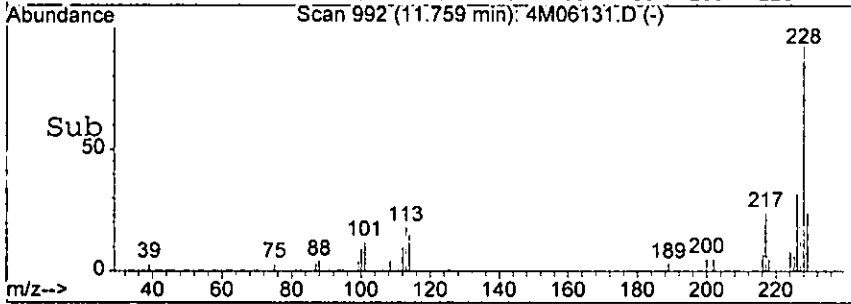
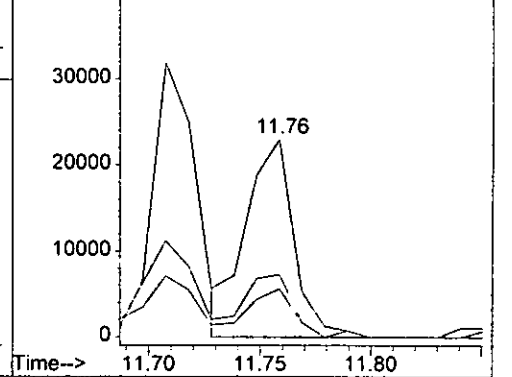
#79  
 Chrysene  
 Concen: 22.52 ng  
 RT: 11.76 min Scan# 992  
 Delta R.T. -0.23 min  
 Lab File: 4M06131.D  
 Acq: 14 Sep 2005 19:50

1242

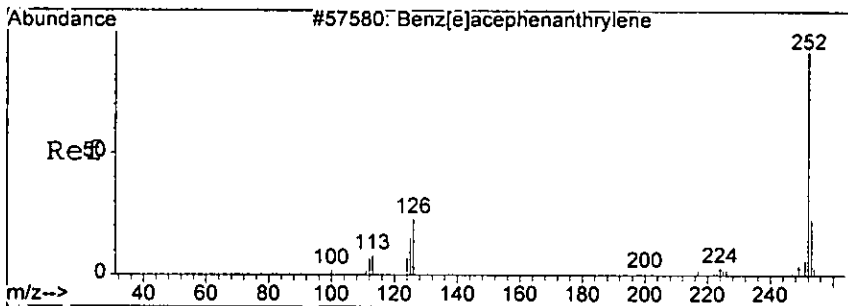
Tgt Ion	Ratio	Lower	Upper
228	100		
226	31.8	12.0	52.0
229	24.4	0.0	61.1



Abundance Ion 228.00 (227.70 to 228.70): 4M0613  
 Ion 226.00 (225.70 to 226.70): 4M0613  
 Ion 229.00 (228.70 to 229.70): 4M0613



*Handwritten signature*

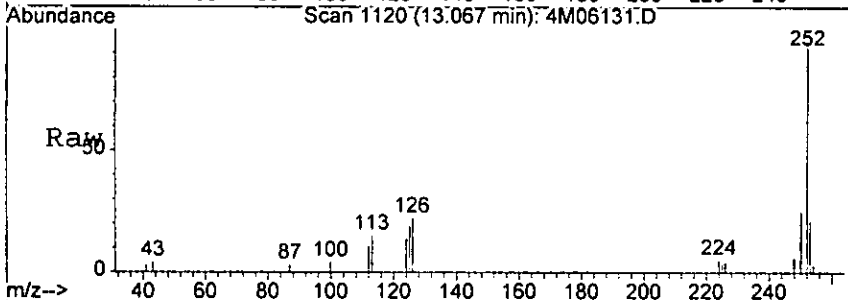


#83  
 Benzo [b] fluoranthene  
 Concen: 22.92 ng m  
 RT: 13.07 min Scan# 1120  
 Delta R.T. -0.25 min  
 Lab File: 4M06131.D  
 Acq: 14 Sep 2005 19:50

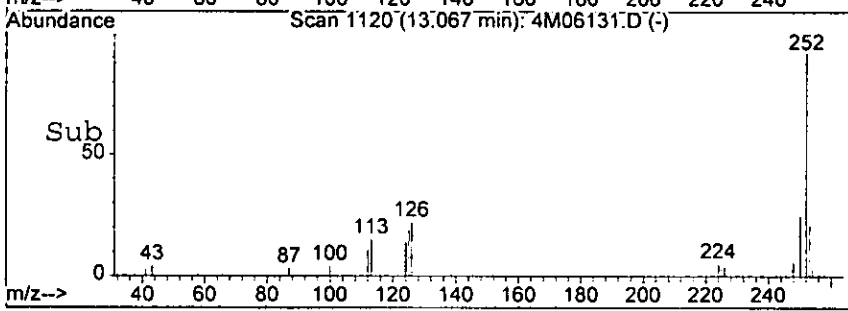
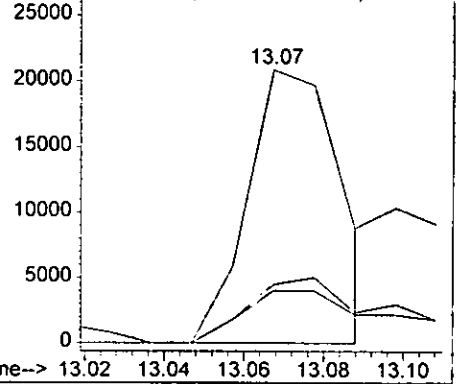
124

Tgt Ion: 252 Resp: 33880

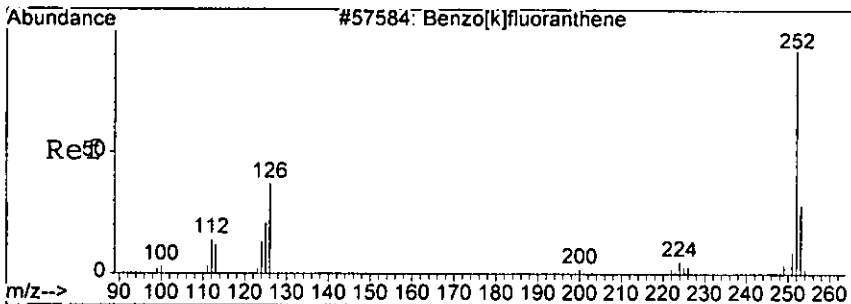
Ion	Ratio	Lower	Upper
252	100		
253	21.5	0.0	63.3
125	19.3	0.0	57.6



Abundance  
 Ion 252.00 (251.70 to 252.70): 4M0613  
 Ion 253.00 (252.70 to 253.70): 4M0613  
 Ion 125.00 (124.70 to 125.70): 4M0613




*haar*




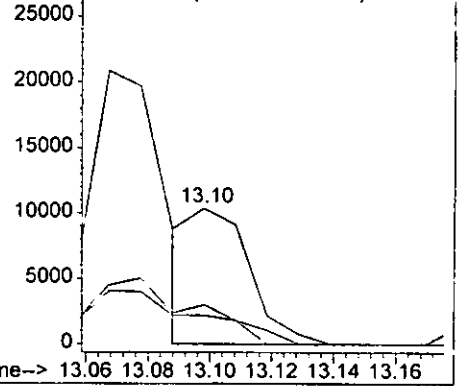
#84  
 Benzo[k]fluoranthene  
 Concen: 10.13 ng m  
 RT: 13.10 min Scan# 1123  
 Delta R.T. -0.26 min  
 Lab File: 4M06131.D  
 Acq: 14 Sep 2005 19:50

124

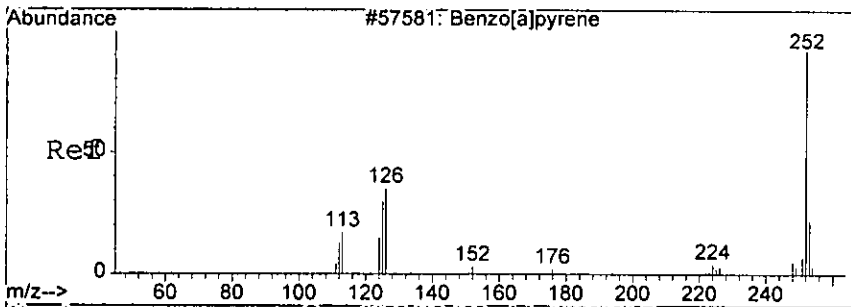
Tgt Ion	Resp	Lower	Upper
252	13723		
253	28.9	0.0	63.5
125	21.2	0.0	53.8



Abundance Ion 252.00 (251.70 to 252.70): 4M0613  
 Ion 253.00 (252.70 to 253.70): 4M0613  
 Ion 125.00 (124.70 to 125.70): 4M0613



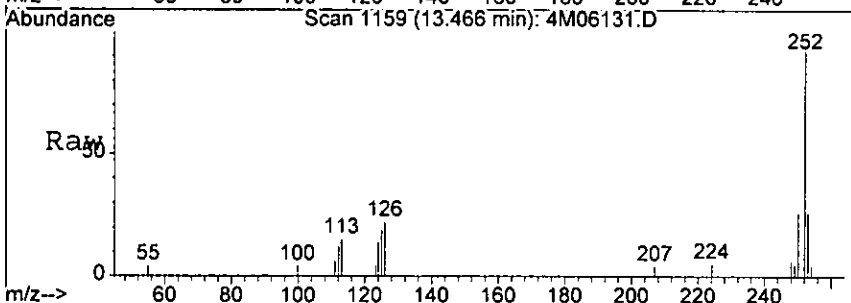
*handwritten signature*



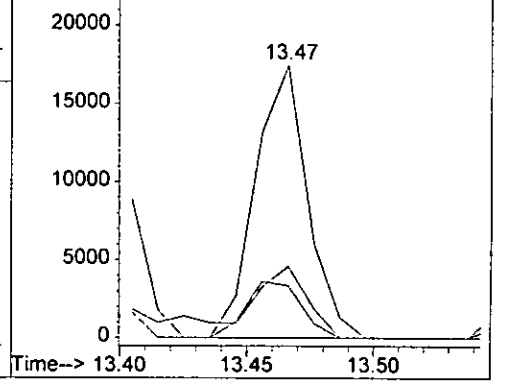
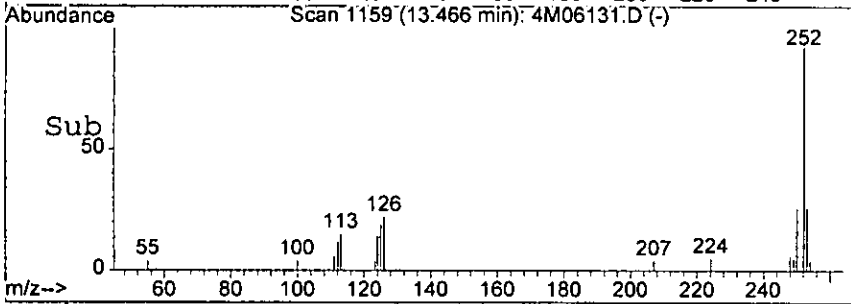
#85  
 Benzo[a]pyrene  
 Concen: 19.72 ng  
 RT: 13.47 min Scan# 1159  
 Delta R.T. -0.25 min  
 Lab File: 4M06131.D  
 Acq: 14 Sep 2005 19:50

124

Tgt Ion	252	Resp	24949
Ion Ratio	Lower	Upper	
252	100		
253	26.4	0.0	62.9
125	19.2	0.0	57.6

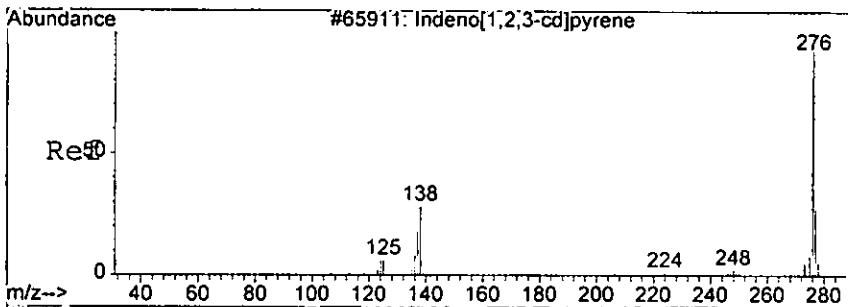


Abundance Ion 252.00 (251.70 to 252.70): 4M0613  
 Ion 253.00 (252.70 to 253.70): 4M0613  
 Ion 125.00 (124.70 to 125.70): 4M0613

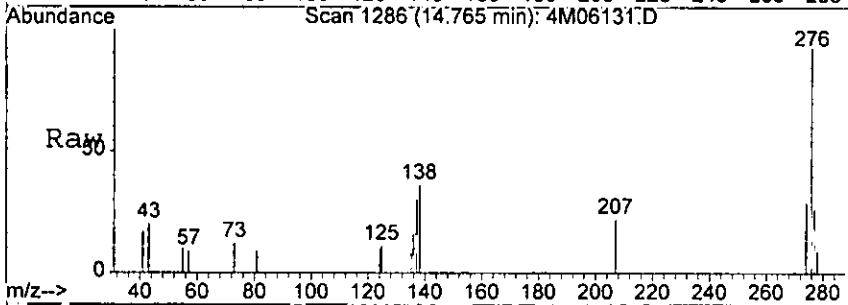


*hour*

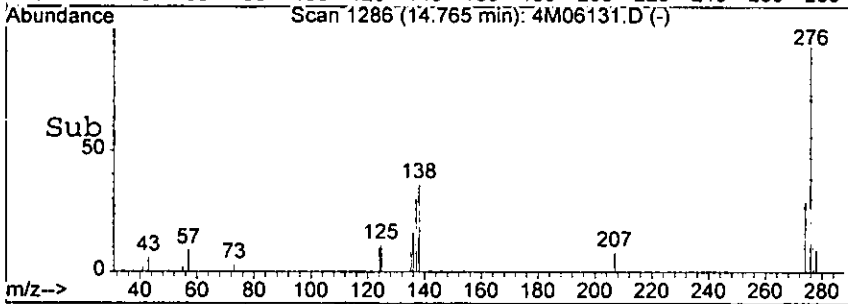




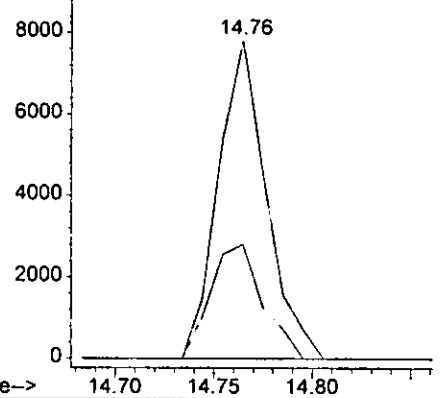
#86  
 Indeno [1,2,3-cd] pyrene  
 Concen: 10.99 ng  
 RT: 14.76 min Scan# 1286  
 Delta R.T. -0.26 min  
 Lab File: 4M06131.D  
 Acq: 14 Sep 2005 19:50



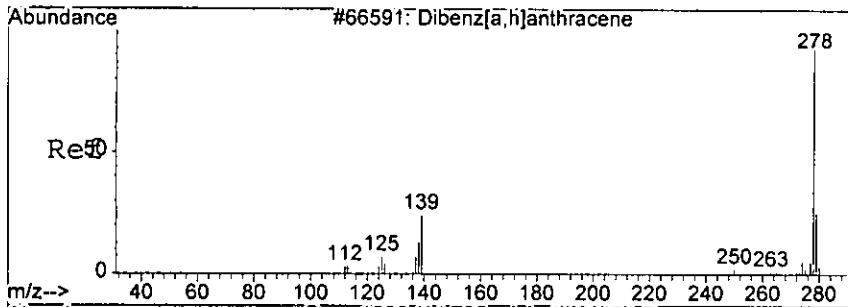
Tgt Ion: 276 Resp: 13180  
 Ion Ratio Lower Upper  
 276 100  
 138 35.9 0.0 73.4



Abundance Ion 276.00 (275.70 to 276.70): 4M0613  
 Ion 138.00 (137.70 to 138.70): 4M0613

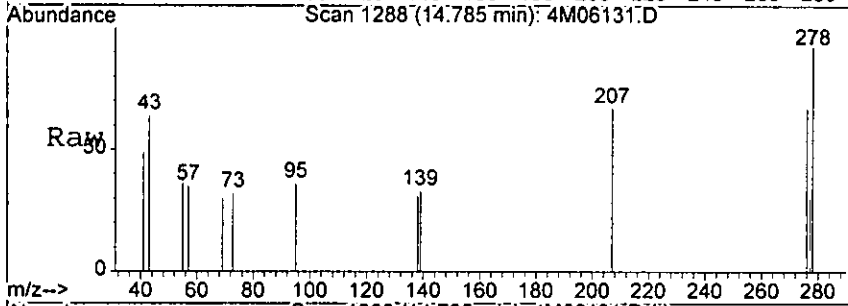


*Handwritten signature*

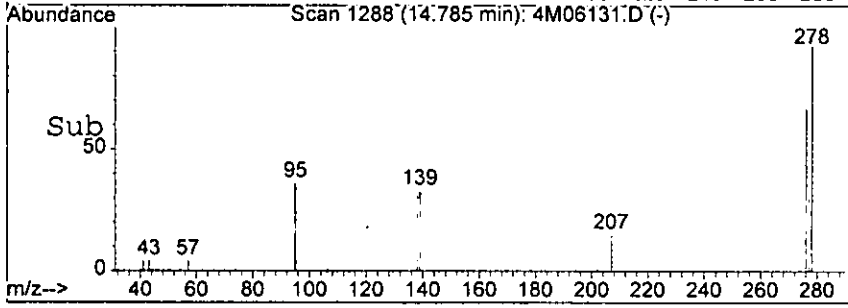
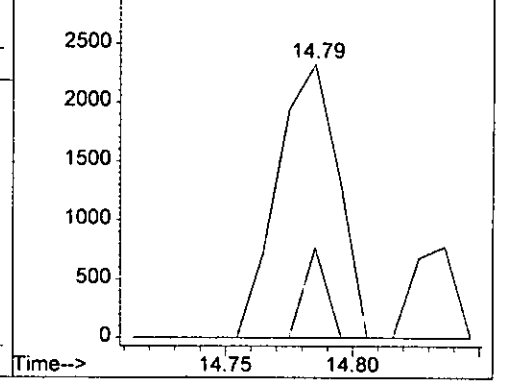


#87  
 Dibenzo[a,h]anthracene  
 Concen: 4.00 ng  
 RT: 14.79 min Scan# 1288  
 Delta R.T. -0.26 min  
 Lab File: 4M06131.D  
 Acq: 14 Sep 2005 19:50

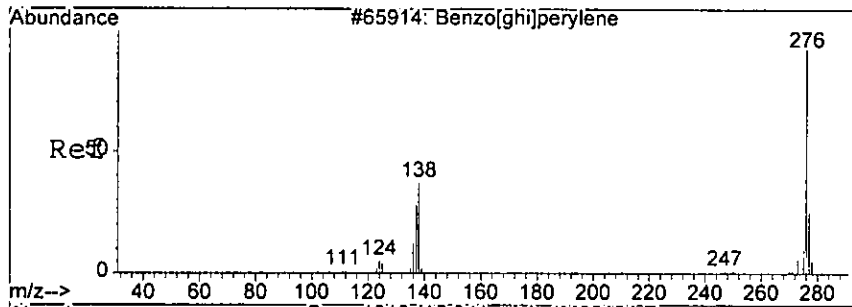
Tgt Ion	Ratio	Resp	Lower	Upper
278	100	3855		
139	33.3		0.0	63.8
279	0.0		0.0	64.0



Abundance Ion 278.00 (277.70 to 278.70): 4M0613  
 Ion 139.00 (138.70 to 139.70): 4M0613  
 Ion 279.00 (278.70 to 279.70): 4M0613



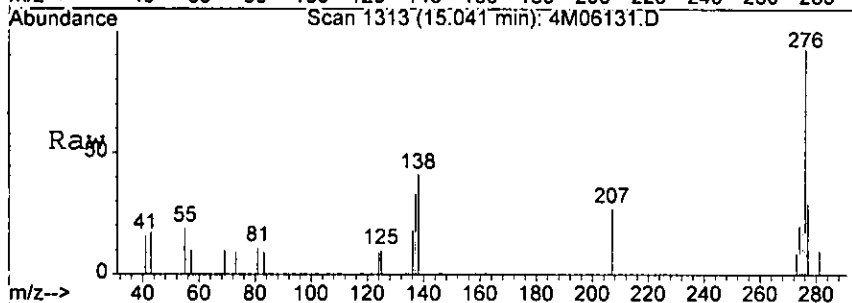
*W2008*



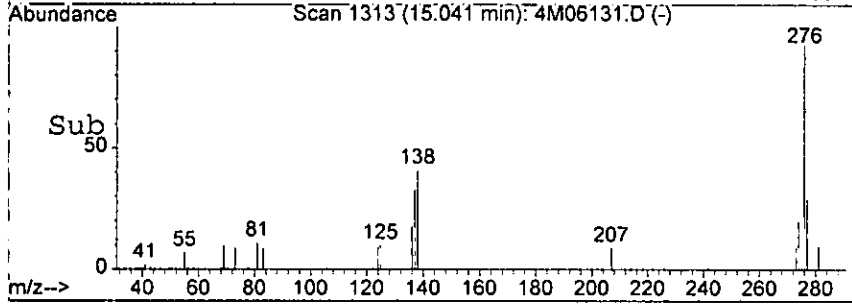
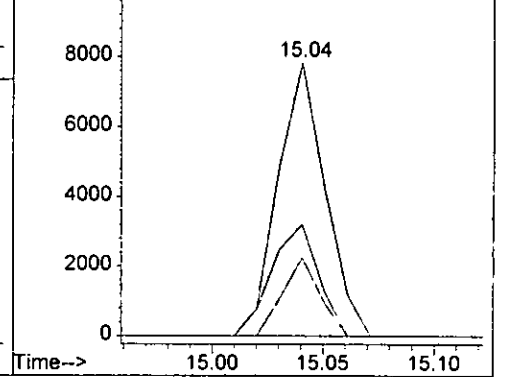
#88  
 Benzo[g,h,i]perylene  
 Concen: 12.54 ng  
 RT: 15.04 min Scan# 1313  
 Delta R.T. -0.26 min  
 Lab File: 4M06131.D  
 Acq: 14 Sep 2005 19:50

1748  
 8721

Tgt Ion	276	138	277
Resp	11615	40.9	28.8
Lower	100	0.0	0.0
Upper		74.1	65.0



Abundance Ion 276.00 (275.70 to 276.70): 4M0613  
 Ion 138.00 (137.70 to 138.70): 4M0613  
 Ion 277.00 (276.70 to 277.70): 4M0613



*handwritten signature*

## Form1

## ORGANICS SEMIVOLATILE REPORT

12/3  
6721

Sample Number: AC19506-026  
 Client Id: PCTP66 (7.5)  
 Data File: 4M06133.D  
 Analysis Date: 09/14/05 20:38  
 Date Rec/Extracted: 09/09/05-09/13/05

Matrix: Soil  
 Initial Vol: 30g  
 Final Vol: 1ml  
 Dilution: 1  
 Solids: 68

Units: mg/Kg

Cas.#	Compound	RL	Conc	Cas.#	Compound	RL	Conc
120-82-1	1,2,4-Trichlorobenzene	0.013	U	205-99-2	Benzo[b]fluoranthene	0.015	0.78
95-50-1	1,2-Dichlorobenzene	0.022	U	191-24-2	Benzo[g,h,i]perylene	0.0093	0.45
122-66-7	1,2-Diphenylhydrazine	0.014	U	207-08-9	Benzo[k]fluoranthene	0.016	0.25
541-73-1	1,3-Dichlorobenzene	0.021	U	111-91-1	bis(2-Chloroethoxy)methan	0.011	U
106-46-7	1,4-Dichlorobenzene	0.025	U	111-44-4	bis(2-Chloroethyl)ether	0.026	U
95-95-4	2,4,5-Trichlorophenol	0.66	U	108-60-1	bis(2-chloroisopropyl)ether	0.016	U
88-06-2	2,4,6-Trichlorophenol	1.2	U	117-81-7	bis(2-Ethylhexyl)phthalat	0.044	0.084
120-83-2	2,4-Dichlorophenol	0.079	U	85-68-7	Butylbenzylphthalate	0.020	U
105-67-9	2,4-Dimethylphenol	0.068	U	86-74-8	Carbazole	0.015	0.089
51-28-5	2,4-Dinitrophenol	0.33	U	218-01-9	Chrysene	0.010	0.71
121-14-2	2,4-Dinitrotoluene	0.018	U	84-74-2	Di-n-butylphthalate	0.011	U
606-20-2	2,6-Dinitrotoluene	0.020	U	117-84-0	Di-n-octylphthalate	0.012	U
91-58-7	2-Chloronaphthalene	0.014	U	53-70-3	Dibenzo[a,h]anthracene	0.017	0.13
95-57-8	2-Chlorophenol	0.10	U	132-64-9	Dibenzofuran	0.062	0.14
91-57-6	2-Methylnaphthalene	0.063	0.38	84-66-2	Diethylphthalate	0.013	U
95-48-7	2-Methylphenol	0.23	U	131-11-3	Dimethylphthalate	0.011	U
88-74-4	2-Nitroaniline	0.034	U	206-44-0	Fluoranthene	0.014	0.61
88-75-5	2-Nitrophenol	0.057	U	86-73-7	Fluorene	0.012	0.27
106-44-5	3&4-Methylphenol	0.26	0.079 J	118-74-1	Hexachlorobenzene	0.023	U
91-94-1	3,3'-Dichlorobenzidine	0.11	U	87-68-3	Hexachlorobutadiene	0.021	U
99-09-2	3-Nitroaniline	0.20	U	77-47-4	Hexachlorocyclopentadiene	0.13	U
534-52-1	4,6-Dinitro-2-methylphenol	0.093	U	67-72-1	Hexachloroethane	0.036	U
101-55-3	4-Bromophenyl-phenylether	0.019	U	193-39-5	Indeno[1,2,3-cd]pyrene	0.0068	0.36
59-50-7	4-Chloro-3-methylphenol	0.12	U	78-59-1	Isophorone	0.015	U
106-47-8	4-Chloroaniline	0.38	U	621-64-7	N-Nitroso-di-n-propylamine	0.024	U
7005-72-3	4-Chlorophenyl-phenylether	0.023	U	62-75-9	N-Nitrosodimethylamine	0.58	U
100-01-6	4-Nitroaniline	0.12	U	86-30-6	n-Nitrosodiphenylamine	0.023	U
100-02-7	4-Nitrophenol	0.087	U	91-20-3	Naphthalene	0.012	1.1
83-32-9	Acenaphthene	0.020	0.13	98-95-3	Nitrobenzene	0.019	U
208-96-8	Acenaphthylene	0.011	0.18	87-86-5	Pentachlorophenol	0.061	U
120-12-7	Anthracene	0.013	0.27	85-01-8	Phenanthrene	0.011	0.79
92-87-5	Benzdine	0.11	U	108-95-2	Phenol	0.075	U
56-55-3	Benzo[a]anthracene	0.0086	0.75	129-00-0	Pyrene	0.011	1.7
50-32-8	Benzo[a]pyrene	0.011	0.75				

Worksheet #: 19611

Total Target Concentration 10.002

U - Indicates the compound was analyzed but not detected.  
 B - Indicates the analyte was found in the blank as well as in the sample.  
 E - Indicates the analyte concentration exceeds the calibration range of the instrument.

R - Retention Time Out  
 J - Indicates an estimated value when a compound is detected at less than the specified detection limit.

Data File : G:\GcMsData\2005\Gcms\_4\Data\09-14-05\4M06133.D Vial: 28  
 Acq On : 14 Sep 2005 20:38 Operator: AHD  
 Sample : AC19506-026 Inst : GCMS  
 Misc : S,BNA Multiplr: 1.00

MS Integration Params: RTEINT.P

Quant Time: Sep 22 16:25 2005

Quant Results File: 4M\_0901.RES

Quant Method : G:\GCMSDATA\2005\GCMS\_4\METHODS\4M\_0901.M (RTE Integrator)  
 Title : @GCMS\_4,mg,625,8270  
 Last Update : Fri Sep 02 08:08:19 2005  
 Response via : Initial Calibration  
 DataAcq Meth : 4M\_0901

Internal Standards	R.T.	QIon	Response	Conc	Units	Dev (Min)
1) 1,4-Dichlorobenzene-d4	4.53	152	70096	40.00	ng	-0.15
19) Naphthalene-d8	5.53	136	216598	40.00	ng	-0.15
35) Acenaphthene-d10	7.03	164	113352	40.00	ng	-0.18
59) Phenanthrene-d10	8.59	188	158460	40.00	ng	-0.20
72) Chrysene-d12	11.72	240	58106	40.00	ng	-0.24
81) Perylene-d12	13.53	264	35224	40.00	ng	-0.26

## System Monitoring Compounds

4) 2-Fluorophenol	3.34	112	300903	139.83	ng	-0.17
Spiked Amount	200.000		Recovery	=	69.92%	
7) Phenol-d5	4.28	99	423637	155.70	ng	-0.13
Spiked Amount	200.000		Recovery	=	77.85%	
20) Nitrobenzene-d5	4.99	128	87306	77.07	ng	-0.14
Spiked Amount	100.000		Recovery	=	77.07%	
40) 2-Fluorobiphenyl	6.42	172	301368	75.34	ng	-0.17
Spiked Amount	100.000		Recovery	=	75.34%	
62) 2,4,6-Tribromophenol	7.85	332	92456	145.89	ng	-0.19
Spiked Amount	200.000		Recovery	=	72.94%	
75) Terphenyl-d14	10.48	244	182970	115.69	ng	-0.21
Spiked Amount	100.000		Recovery	=	115.69%	

## Target Compounds

Target Compounds	R.T.	QIon	Response	Conc	Units	Qvalue
18) 3&4-Methylphenol	4.92	108	3457	1.62	ng	81
29) Naphthalene	5.55	128	132312	23.34	ng	99
33) 2-Methylnaphthalene	6.10	142	27708	7.72	ng	98
46) Acenaphthylene	6.90	152	18739	3.64	ng	94
49) Acenaphthene	7.06	153	9202	2.63	ng	96
52) Dibenzofuran	7.23	168	14163	2.92	ng	94
55) Fluorene	7.58	166	18391	5.48	ng	97
67) Phenanthrene	8.61	178	67052	16.09	ng	99
68) Anthracene	8.68	178	25393	5.58	ng	98
69) Carbazole	8.88	167	7678	1.81	ng	85
71) Fluoranthene	9.98	202	58488	12.50	ng	96
73) Pyrene	10.25	202	78739	35.29	ng	92
78) Benzo[a]anthracene	11.71	228	30236	15.40	ng	96
79) Chrysene	11.75	228	25986	14.43	ng	99
80) bis(2-Ethylhexyl)phthalate	11.88	149	3000	1.71	ng	54
83) Benzo[b]fluoranthene	13.07	252	23998m	15.98	ng	
84) Benzo[k]fluoranthene	13.10	252	7013m	5.10	ng	
85) Benzo[a]pyrene	13.46	252	19745	15.36	ng	84
86) Indeno[1,2,3-cd]pyrene	14.76	276	8836	7.25	ng	95

(#) = qualifier out of range (m) = manual integration

*11/20/05*

Data File : G:\GcMsData\2005\Gcms\_4\Data\09-14-05\4M06133.D Vial: 28  
 Acq On : 14 Sep 2005 20:38 Operator: AHD  
 Sample : AC19506-026 Inst : GCMS  
 Misc : S,BNA Multiplr: 1.00  
 MS Integration Params: RTEINT.P  
 Quant Time: Sep 22 16:25 2005 Quant Results File: 4M\_0901.RES

Quant Method : G:\GCMSDATA\2005\GCMS\_4\METHODS\4M\_0901.M (RTE Integrator)  
 Title : @GCMS\_4,mg,625,8270  
 Last Update : Fri Sep 02 08:08:19 2005  
 Response via : Initial Calibration  
 DataAcq Meth : 4M\_0901

Compound	R.T.	QIon	Response	Conc	Unit	Qvalue
87) Dibenzo[a,h]anthracene	14.78	278	2534	2.59	ng	59
88) Benzo[g,h,i]perylene	15.04	276	8720	9.27	ng	96

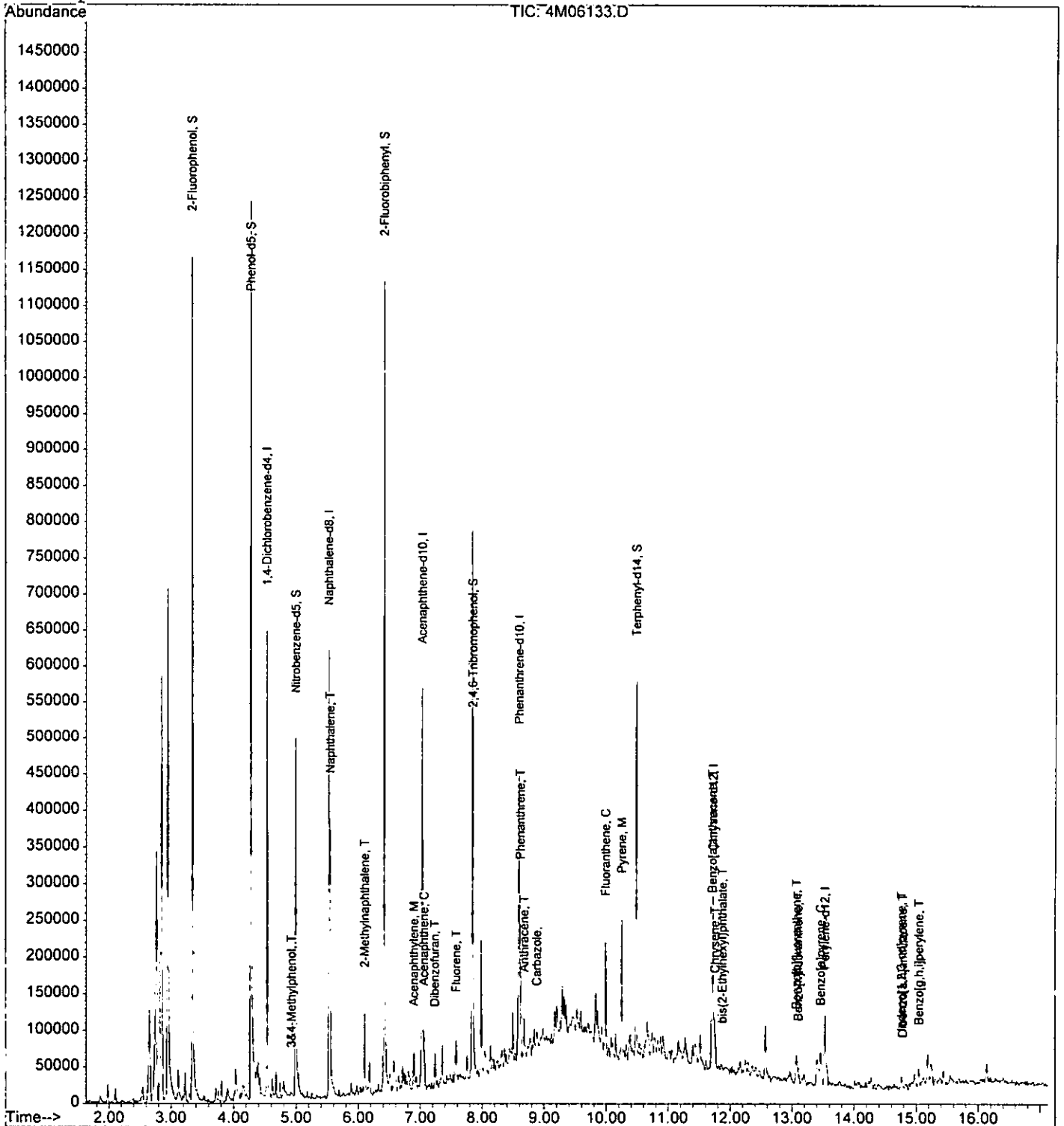
(#) = qualifier out of range (m) = manual integration

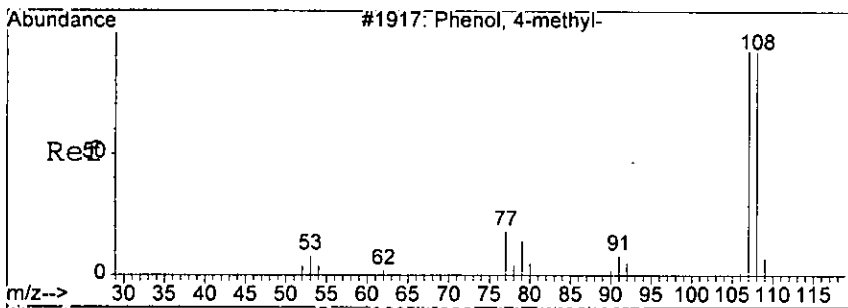
Quantitation Report

Data File : G:\GcMsData\2005\Gcms\_4\Data\09-14-05\4M06133.D Vial: 28  
Acq On : 14 Sep 2005 20:38 Operator: AHD  
Sample : AC19506-026 Inst : GCMS\_4  
Misc : S,BNA Multiplr: 1.00  
MS Integration Params: RTEINT.P  
Quant Time: Sep 22 16:25 2005

Quant Results File: 4M\_0901.RES

Method : G:\GCMSDATA\2005\GCMS\_4\METHODS\4M\_0901.M (RTE Integrator)  
Title : @GCMS\_4,mg,625,8270  
Last Update : Thu Sep 01 11:26:24 2005  
Response via : Initial Calibration

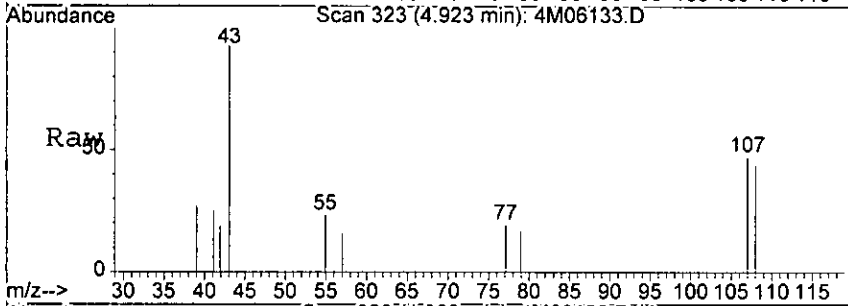




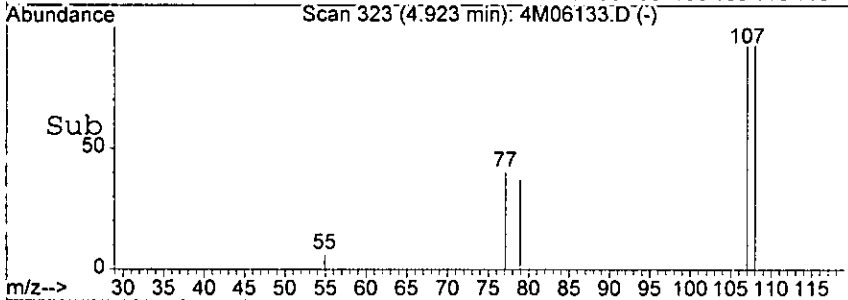
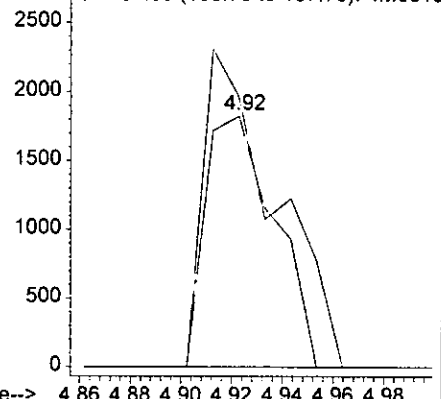
#18  
 3&4-Methylphenol  
 Concen: 1.62 ng  
 RT: 4.92 min Scan# 323  
 Delta R.T. -0.12 min  
 Lab File: 4M06133.D  
 Acq: 14 Sep 2005 20:38

1253

Tgt Ion:108 Resp: 3457  
 Ion Ratio Lower Upper  
 108 100  
 107 107.4 88.9 168.9



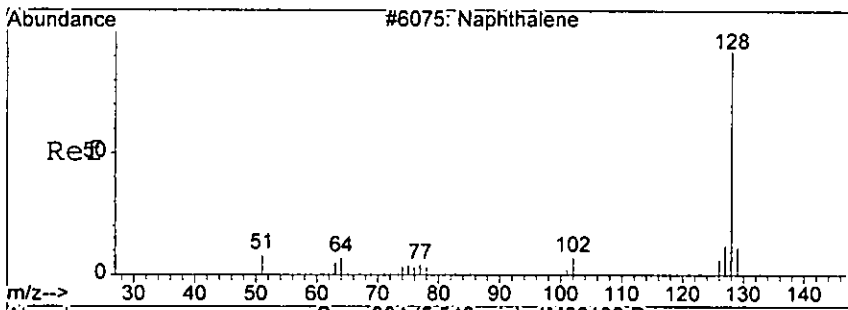
Abundance Ion 108.00 (107.70 to 108.70): 4M0613  
 Ion 107.00 (106.70 to 107.70): 4M0613



*hasn*

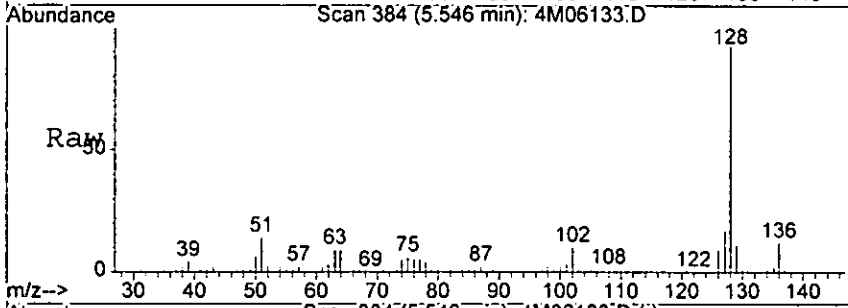


1234

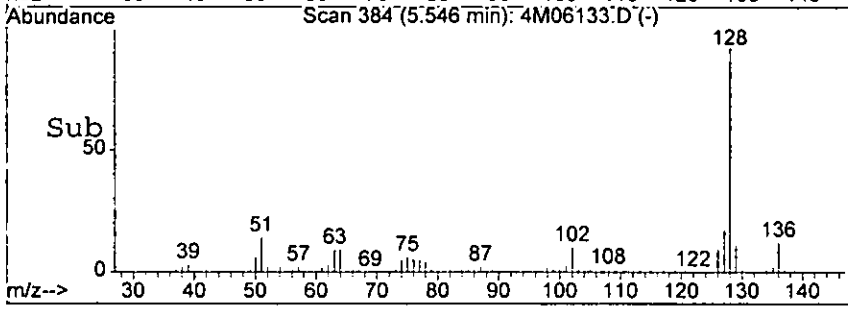
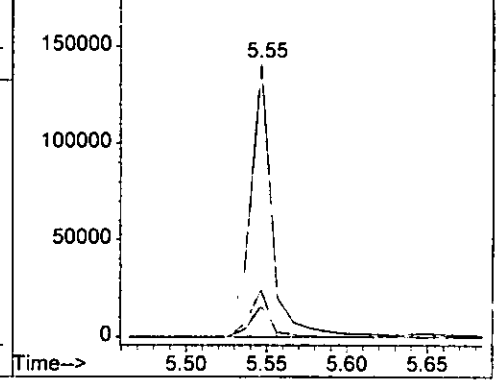


#29  
 Naphthalene  
 Concen: 23.34 ng  
 RT: 5.55 min Scan# 384  
 Delta R.T. -0.15 min  
 Lab File: 4M06133.D  
 Acq: 14 Sep 2005 20:38

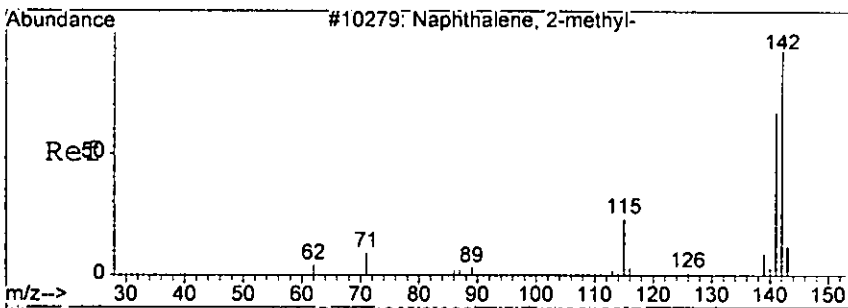
Tgt Ion	Resp	Lower	Upper
128	132312	100	
129	11.0	0.0	51.8
127	17.1	0.0	57.0



Abundance Ion 128.00 (127.70 to 128.70): 4M0613  
 Ion 129.00 (128.70 to 129.70): 4M0613  
 Ion 127.00 (126.70 to 127.70): 4M0613

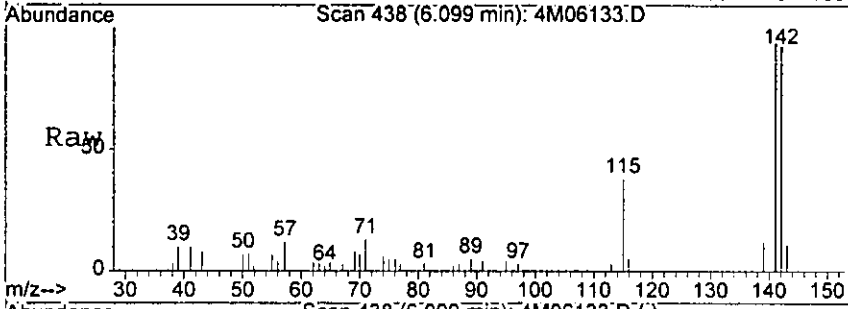


*handwritten signature*

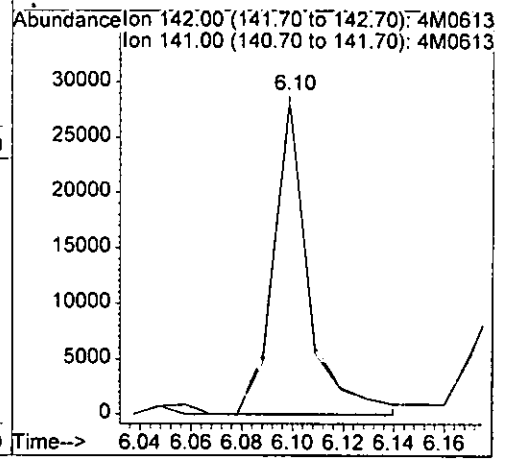
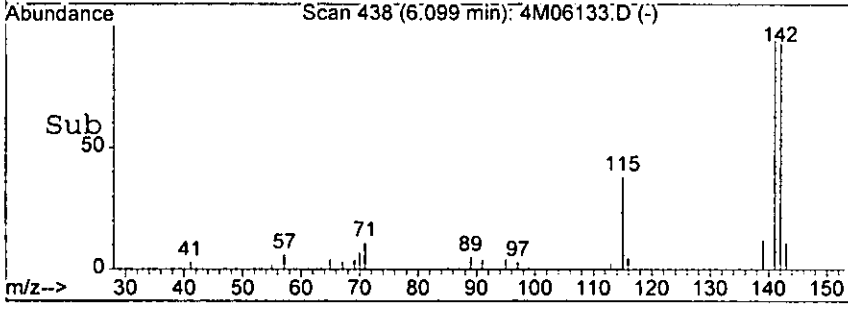


#33  
 2-Methylnaphthalene  
 Concen: 7.72 ng  
 RT: 6.10 min Scan# 438  
 Delta R.T. -0.16 min  
 Lab File: 4M06133.D  
 Acq: 14 Sep 2005 20:38

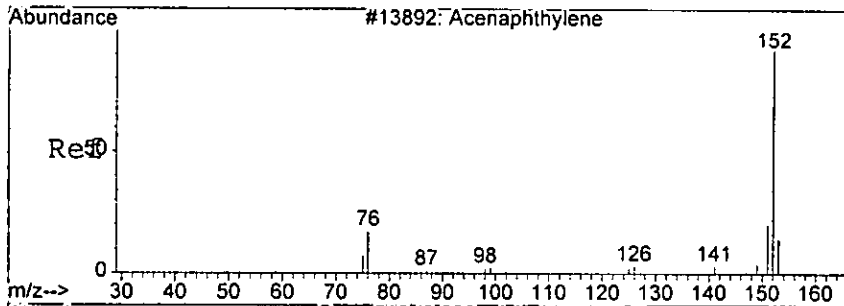
1253



Tgt Ion:142 Resp: 27708  
 Ion Ratio Lower Upper  
 142 100  
 141 97.4 55.7 135.7



*Waar*

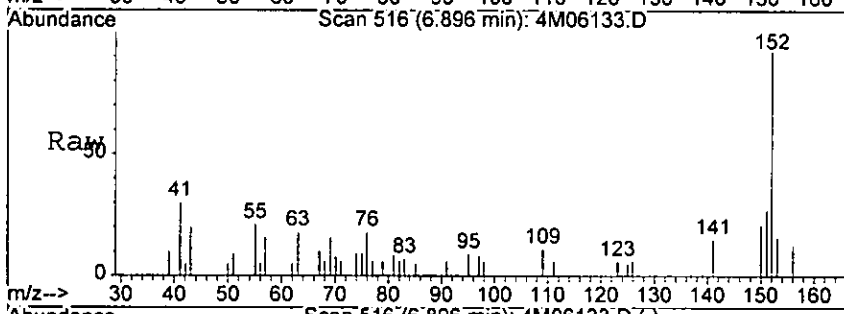


#46  
 Acenaphthylene  
 Concen: 3.64 ng  
 RT: 6.90 min Scan# 516  
 Delta R.T. -0.18 min  
 Lab File: 4M06133.D  
 Acq: 14 Sep 2005 20:38

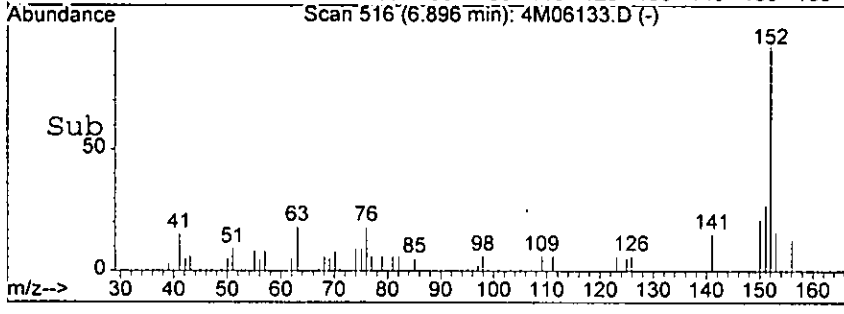
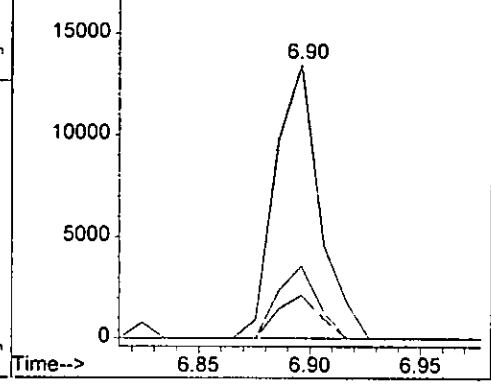
12556

Tgt Ion: 152 Resp: 18739

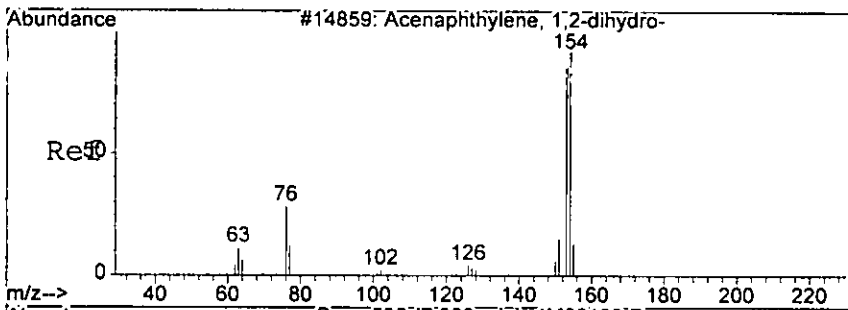
Ion	Ratio	Lower	Upper
152	100		
151	26.6	0.0	63.6
153	15.7	0.0	53.8



Abundance Ion 152.00 (151.70 to 152.70): 4M0613  
 Ion 151.00 (150.70 to 151.70): 4M0613  
 Ion 153.00 (152.70 to 153.70): 4M0613



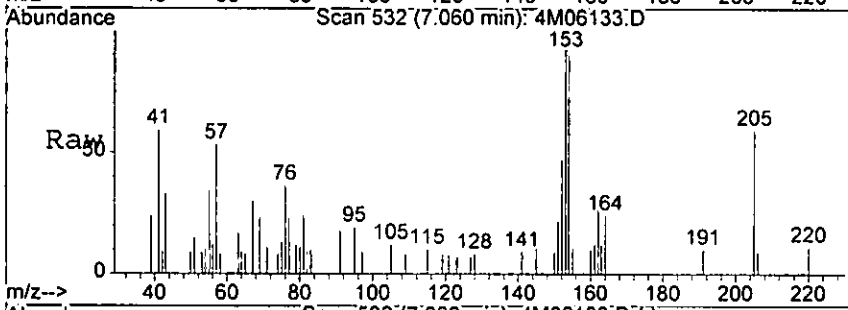
*Handwritten signature*



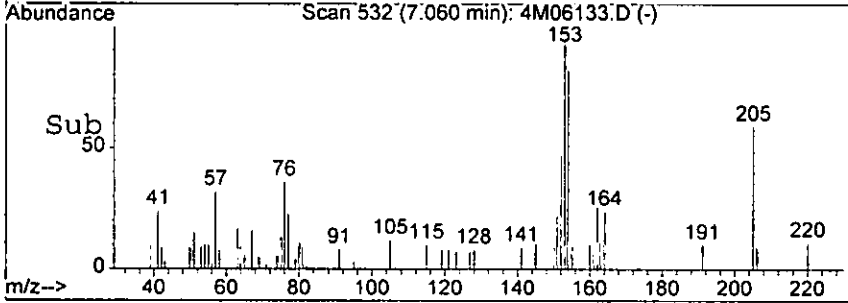
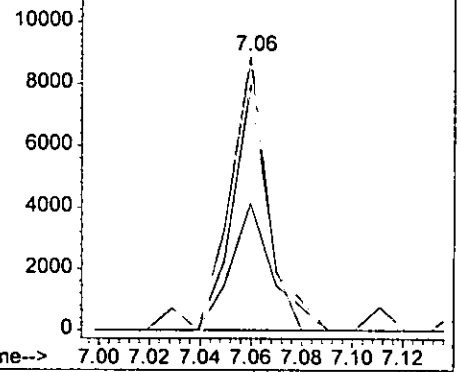
#49  
 Acenaphthene  
 Concen: 2.63 ng  
 RT: 7.06 min Scan# 532  
 Delta R.T. -0.19 min  
 Lab File: 4M06133.D  
 Acq: 14 Sep 2005 20:38

1257

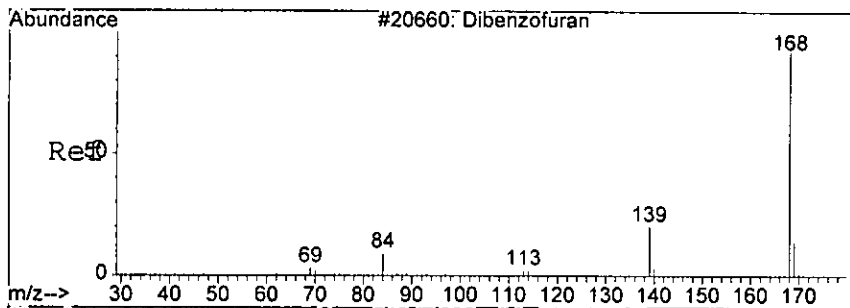
Tgt Ion	Resp	Lower	Upper
153	9202		
152	46.6	8.3	88.3
154	89.9	45.1	125.1



Abundance Ion 153.00 (152.70 to 153.70): 4M0613  
 12000 Ion 152.00 (151.70 to 152.70): 4M0613  
 Ion 154.00 (153.70 to 154.70): 4M0613



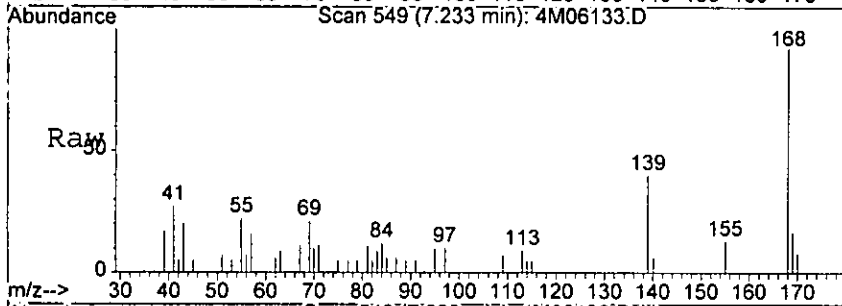
*handwritten signature*



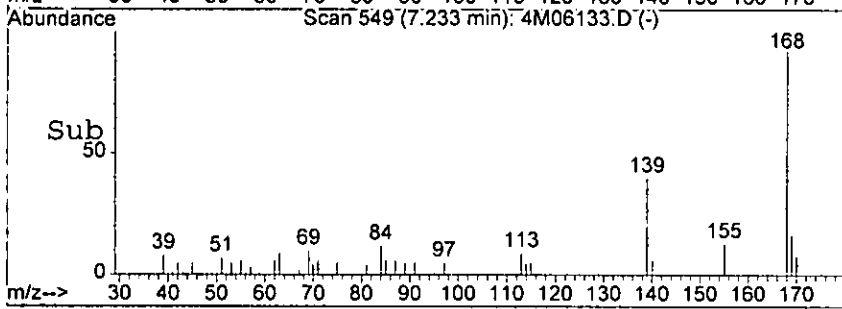
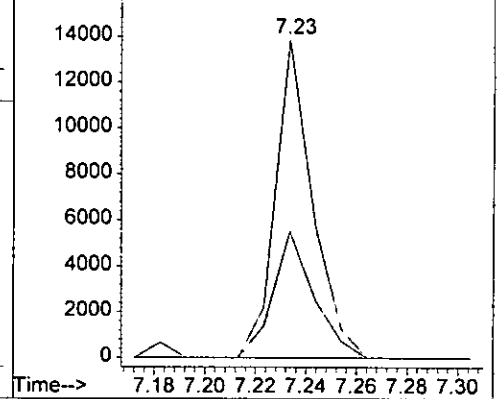
#52  
 Dibenzofuran  
 Concen: 2.92 ng  
 RT: 7.23 min Scan# 549  
 Delta R.T. -0.19 min  
 Lab File: 4M06133.D  
 Acq: 14 Sep 2005 20:38

1258

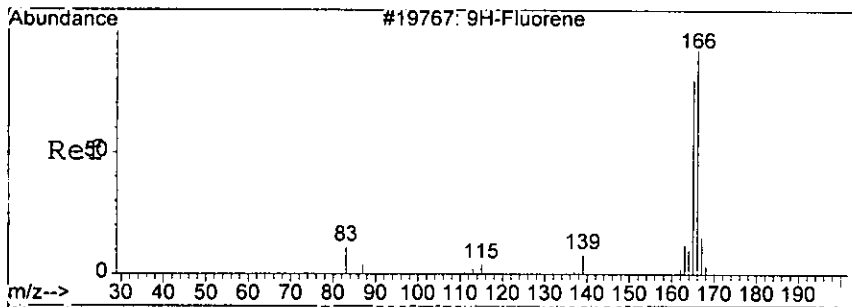
Tgt Ion:168 Resp: 14163  
 Ion Ratio Lower Upper  
 168 100  
 139 39.8 6.0 66.0



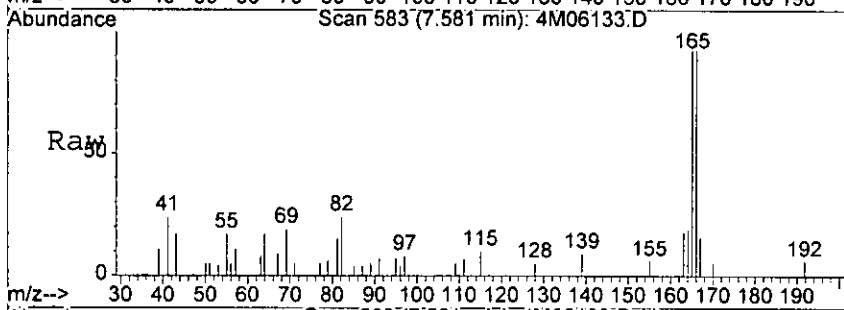
Abundance Ion 168.00 (167.70 to 168.70): 4M0613  
 16000 Ion 139.00 (138.70 to 139.70): 4M0613



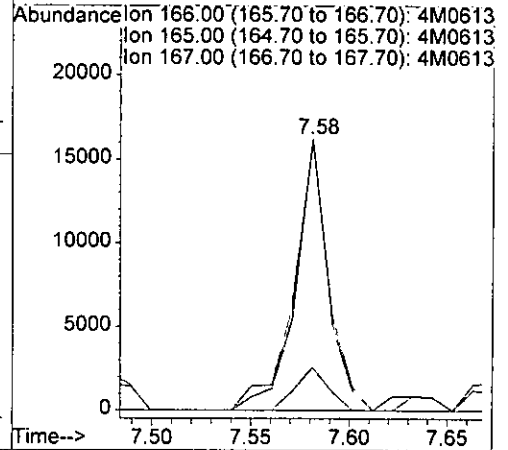
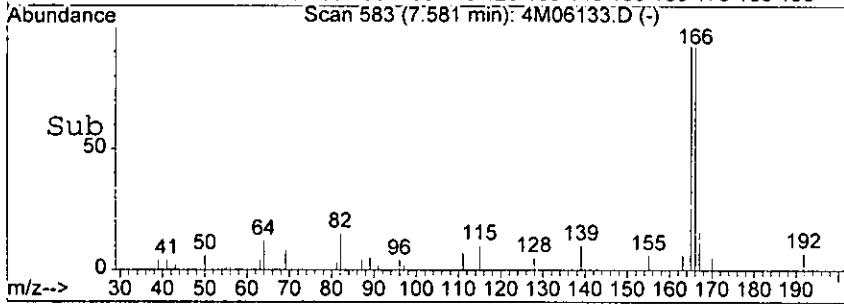
*handwritten signature*



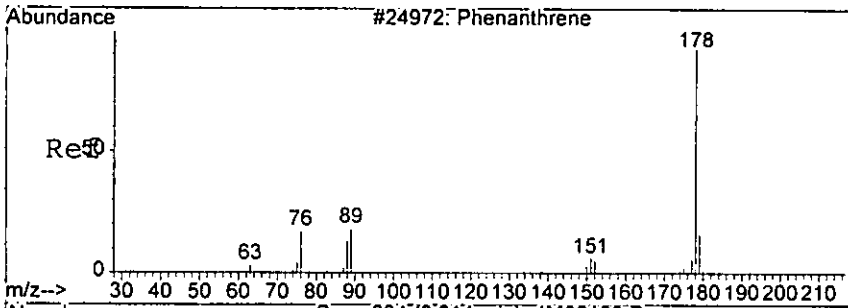
#55  
 Fluorene  
 Concen: 5.48 ng  
 RT: 7.58 min Scan# 583  
 Delta R.T. -0.19 min  
 Lab File: 4M06133.D  
 Acq: 14 Sep 2005 20:38



Tgt Ion:	166	Resp:	18391
Ion	Ratio	Lower	Upper
166	100		
165	100.8	63.3	143.3
167	16.0	0.0	54.6



*hgar*

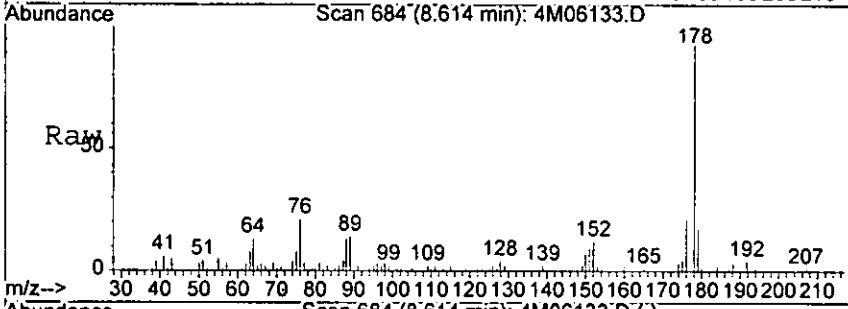


#67  
 Phenanthrene  
 Concen: 16.09 ng  
 RT: 8.61 min Scan# 684  
 Delta R.T. -0.21 min  
 Lab File: 4M06133.D  
 Acq: 14 Sep 2005 20:38

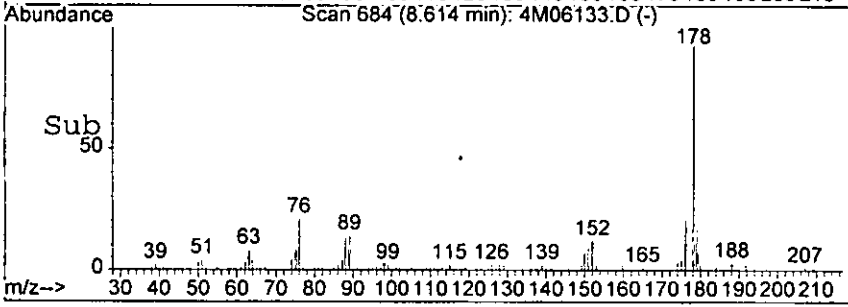
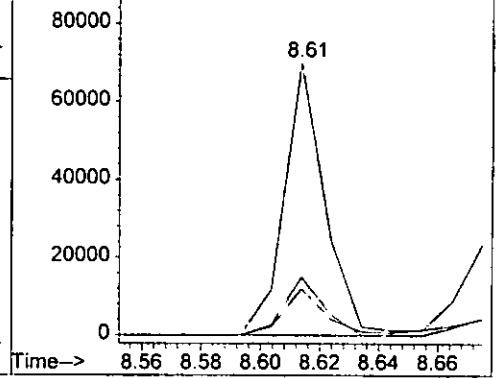
1259

Tgt Ion: 178 Resp: 67052

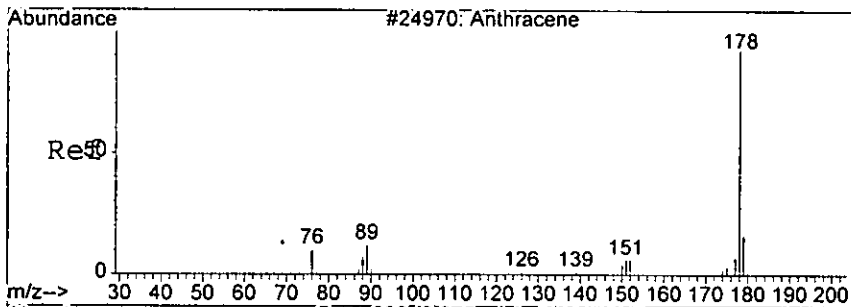
Ion	Ratio	Lower	Upper
178	100		
179	17.0	0.0	56.6
176	21.3	0.0	60.5



Abundance Ion 178.00 (177.70 to 178.70): 4M0613  
 Ion 179.00 (178.70 to 179.70): 4M0613  
 Ion 176.00 (175.70 to 176.70): 4M0613



*Mar*

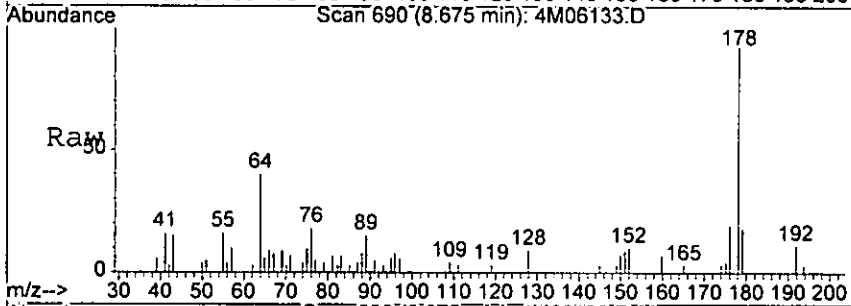


#68  
 Anthracene  
 Concen: 5.58 ng  
 RT: 8.68 min Scan# 690  
 Delta R.T. -0.20 min  
 Lab File: 4M06133.D  
 Acq: 14 Sep 2005 20:38

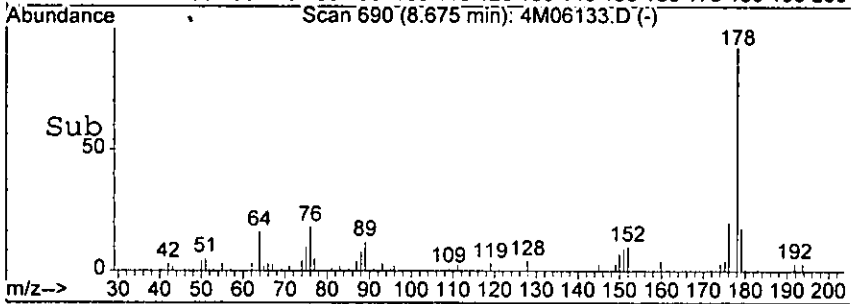
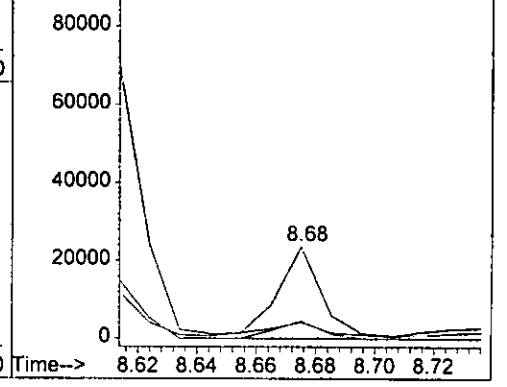
1256

Tgt Ion: 178 Resp: 25393

Ion	Ratio	Lower	Upper
178	100		
179	15.3	0.0	56.6
176	19.6	0.0	60.2

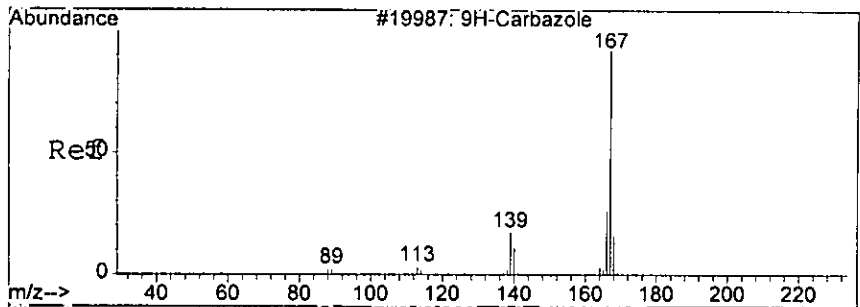


Abundance Ion 178.00 (177.70 to 178.70): 4M0613  
 Ion 179.00 (178.70 to 179.70): 4M0613  
 Ion 176.00 (175.70 to 176.70): 4M0613



*Agon*

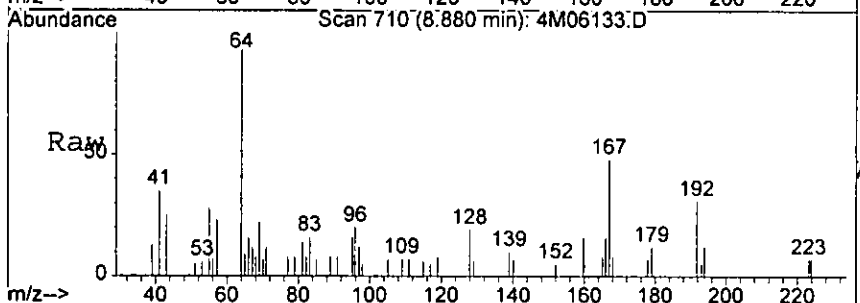




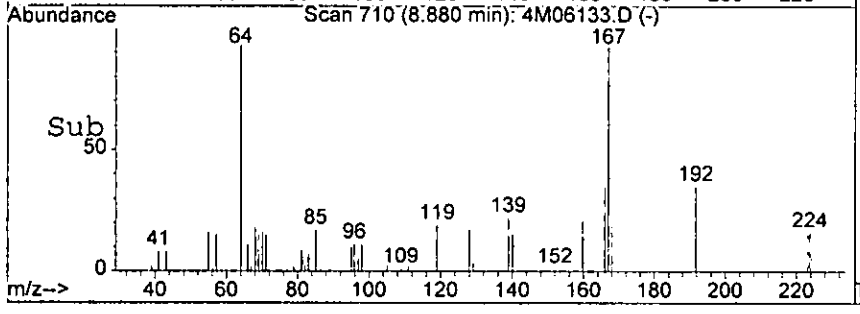
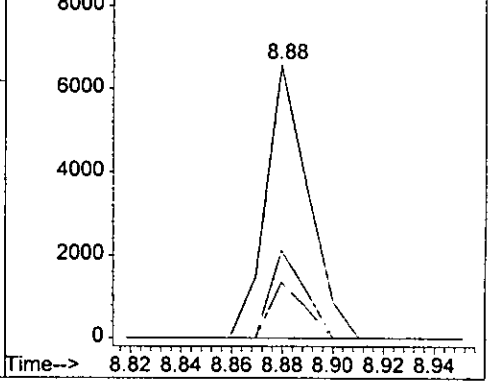
#69  
 Carbazole  
 Concen: 1.81 ng  
 RT: 8.88 min Scan# 710  
 Delta R.T. -0.20 min  
 Lab File: 4M06133.D  
 Acq: 14 Sep 2005 20:38

1257

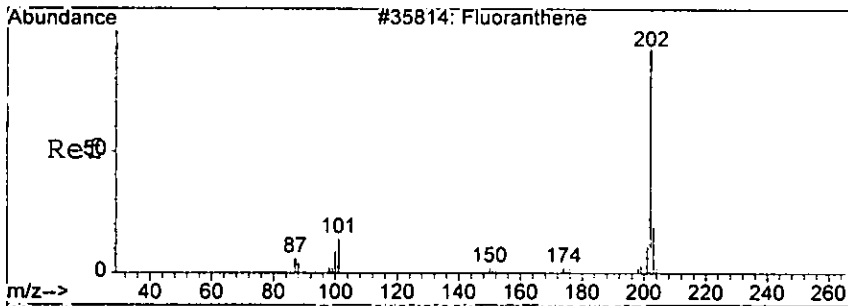
Tgt Ion:	167	Resp:	7678
Ion Ratio	100	Lower	Upper
166	32.3	4.9	44.9
139	20.6	0.0	33.9



Abundance Ion 167.10 (166.80 to 167.80): 4M0613  
 Ion 166.20 (165.90 to 166.90): 4M0613  
 Ion 139.05 (138.75 to 139.75): 4M0613



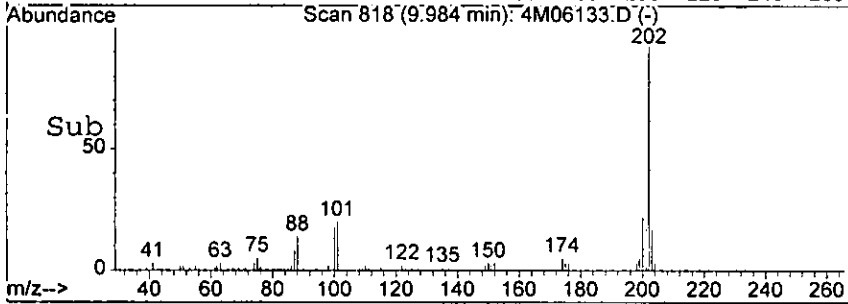
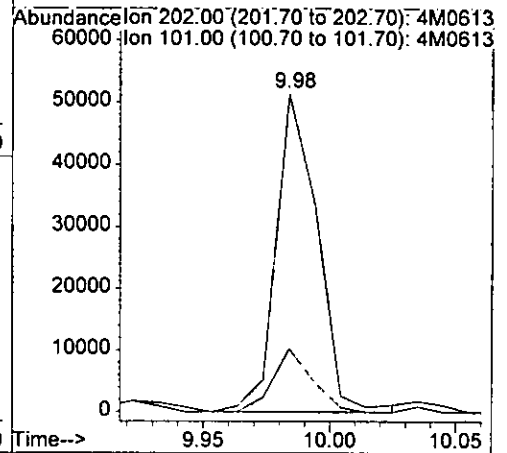
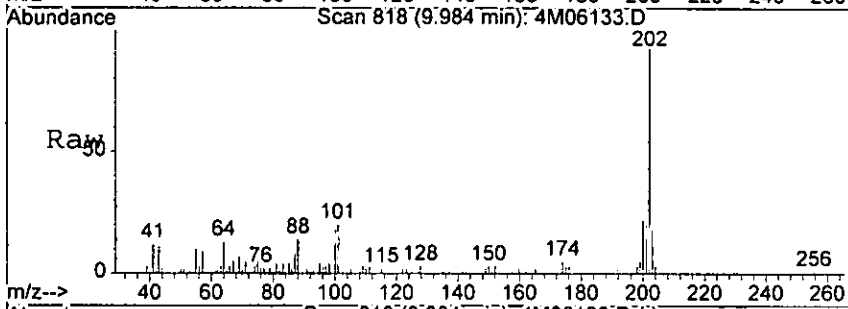
*Handwritten signature*



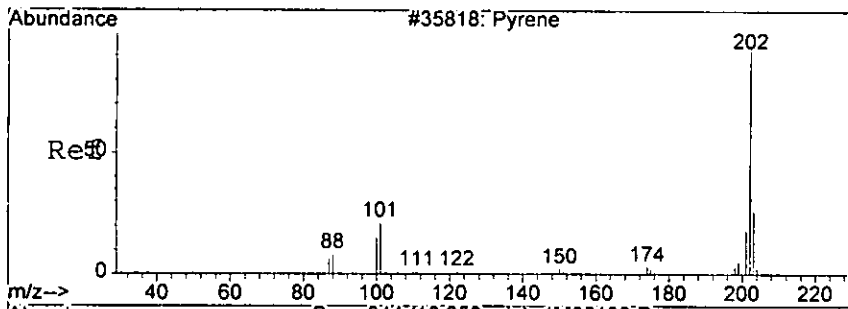
#71  
 Fluoranthene  
 Concen: 12.50 ng  
 RT: 9.98 min Scan# 818  
 Delta R.T. -0.22 min  
 Lab File: 4M06133.D  
 Acq: 14 Sep 2005 20:38

1253

Tgt Ion: 202 Resp: 58488  
 Ion Ratio Lower Upper  
 202 100  
 101 19.9 0.0 58.3



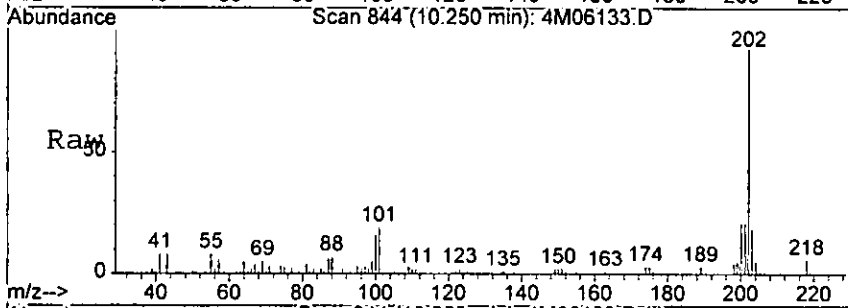
*Handwritten signature*



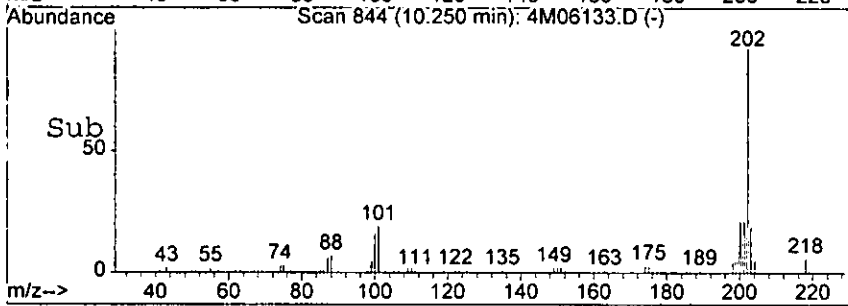
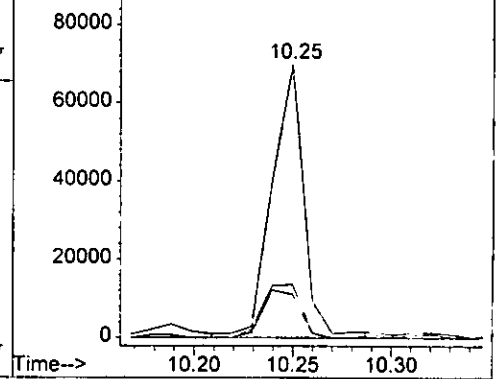
#73  
 Pyrene  
 Concen: 35.29 ng  
 RT: 10.25 min Scan# 844  
 Delta R.T. -0.21 min  
 Lab File: 4M06133.D  
 Acq: 14 Sep 2005 20:38

1264

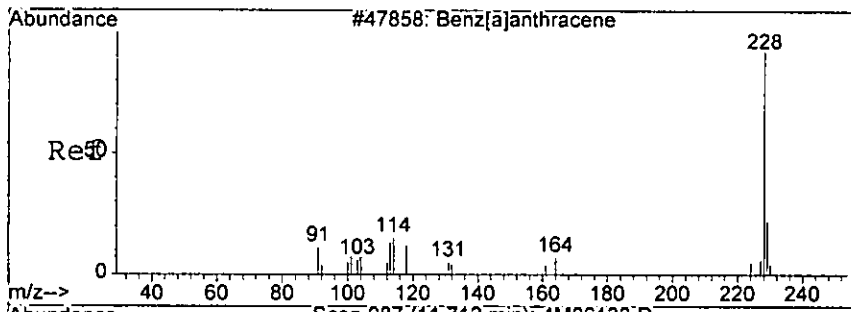
Tgt Ion	202	101	100	Resp	78739	Lower	Upper
Ion Ratio	100	19.7	16.1				
		0.0	0.0				
		62.7	60.5				



Abundance Ion 202.00 (201.70 to 202.70): 4M0613  
 Ion 101.00 (100.70 to 101.70): 4M0613  
 Ion 100.00 (99.70 to 100.70): 4M06133



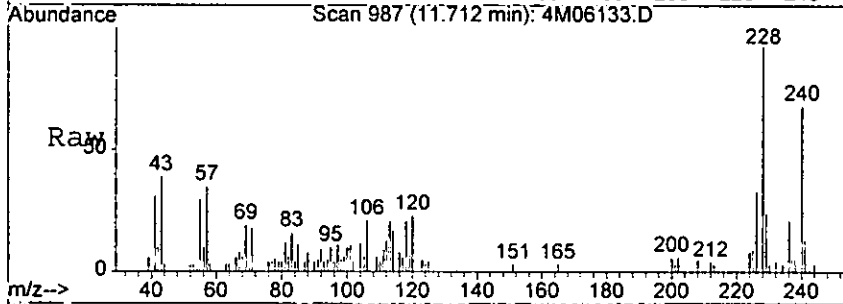
*handwritten signature*



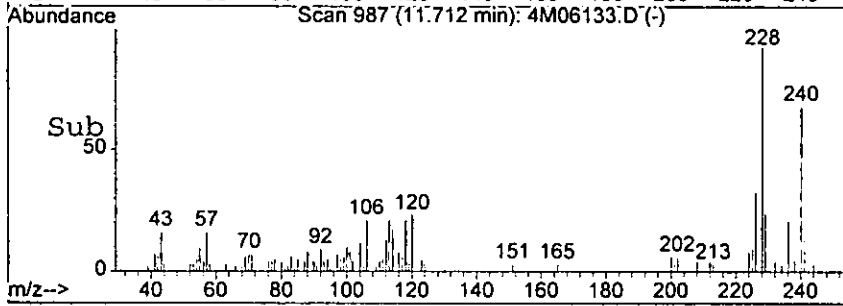
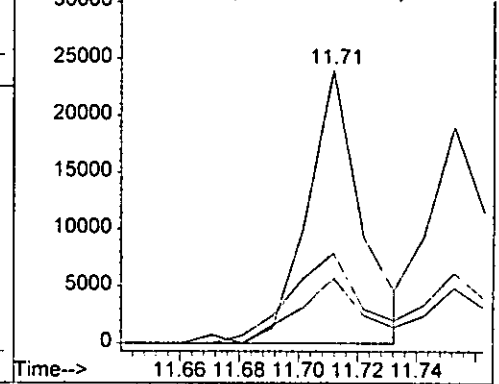
#78  
 Benzo[a]anthracene  
 Concen: 15.40 ng  
 RT: 11.71 min Scan# 98  
 Delta R.T. -0.24 min  
 Lab File: 4M06133.D  
 Acq: 14 Sep 2005 20:38

1205

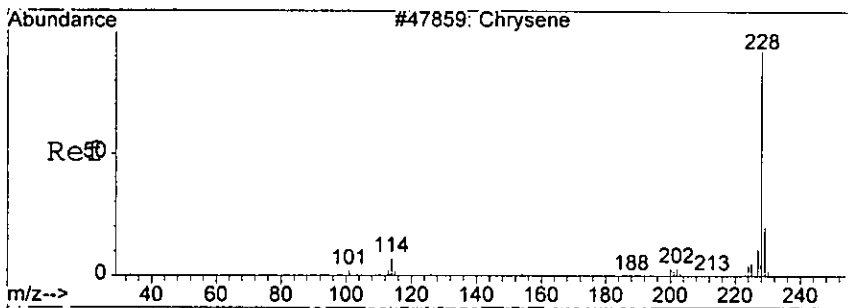
Tgt Ion	228	229	226	Resp	30236	Lower	Upper
Ion Ratio	100	20.8	32.8			0.0	60.5
						0.0	69.0



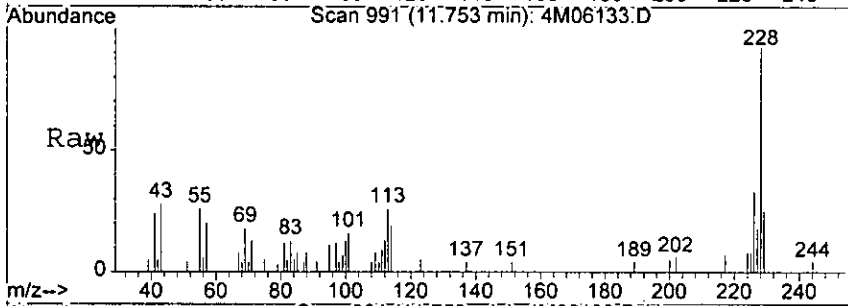
Abundance Ion 228.00 (227.70 to 228.70): 4M0613  
 Ion 229.00 (228.70 to 229.70): 4M0613  
 Ion 226.00 (225.70 to 226.70): 4M0613



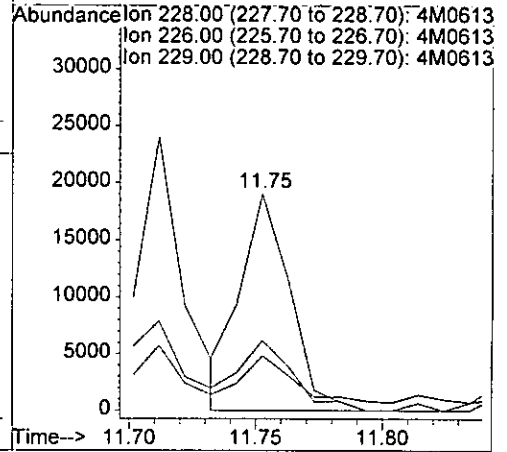
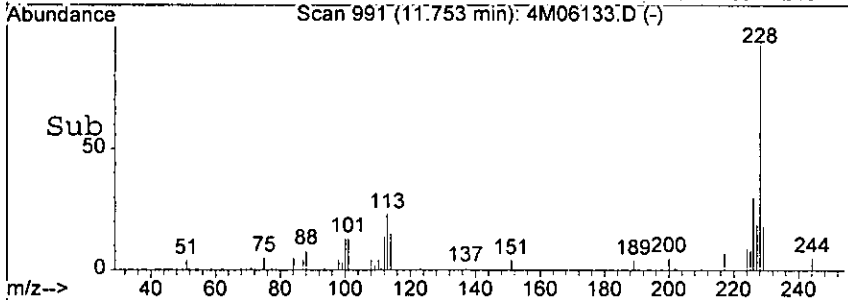
*handwritten signature*



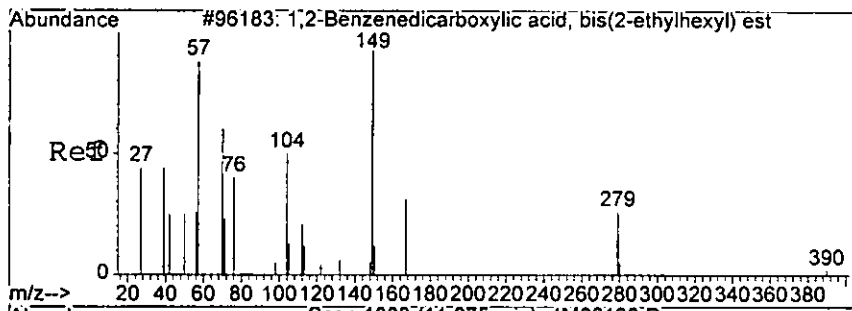
#79  
 Chrysene  
 Concen: 14.43 ng  
 RT: 11.75 min Scan# 991  
 Delta R.T. -0.24 min  
 Lab File: 4M06133.D  
 Acq: 14 Sep 2005 20:38



Tgt Ion	Ratio	Lower	Upper
228	100		
226	32.5	12.0	52.0
229	21.6	0.0	61.1

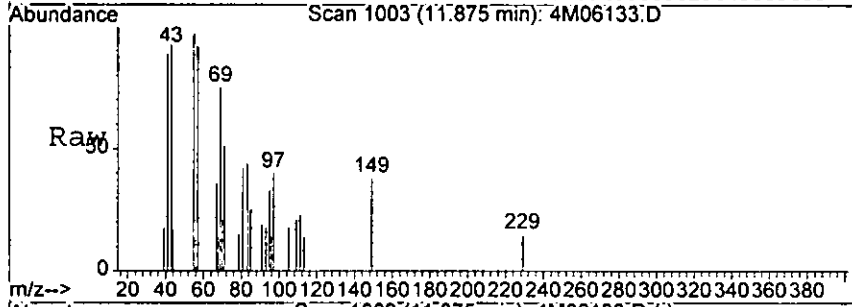


*Waar*

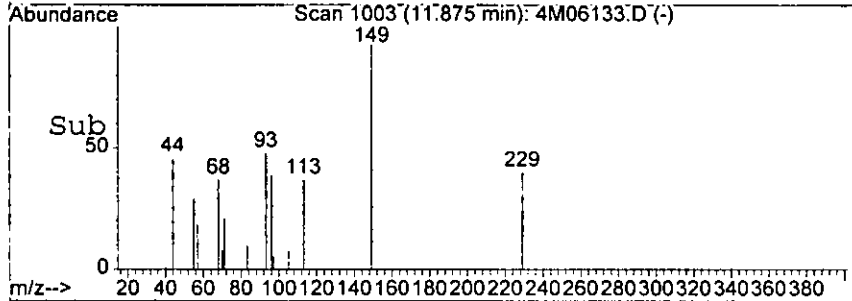
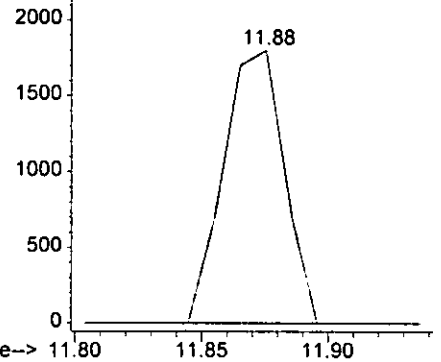


#80  
 bis(2-Ethylhexyl)phthalate  
 Concen: 1.71 ng  
 RT: 11.88 min Scan# 1003  
 Delta R.T. -0.22 min  
 Lab File: 4M06133.D  
 Acq: 14 Sep 2005 20:38

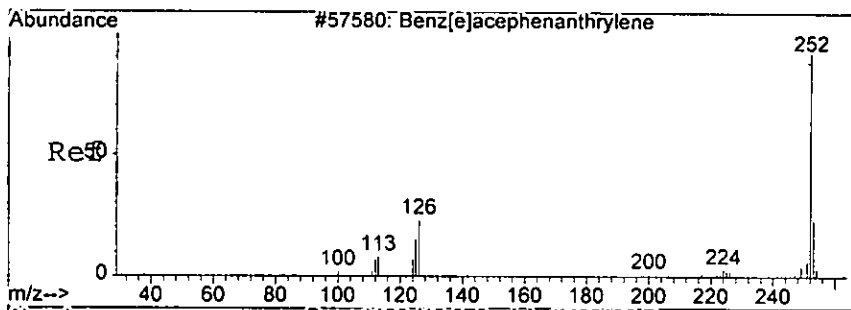
Tgt Ion	Ratio	Lower	Upper
149	100		
167	0.0	0.0	53.9
279	0.0	0.0	43.5



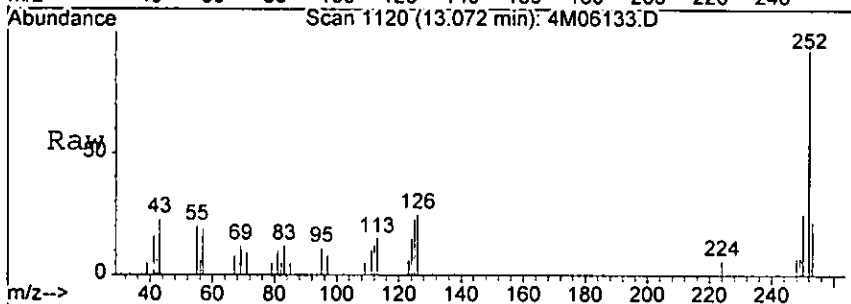
Abundance  
 Ion 149.00 (148.70 to 149.70): 4M0613  
 Ion 167.00 (166.70 to 167.70): 4M0613  
 Ion 279.00 (278.70 to 279.70): 4M0613



*hgar*

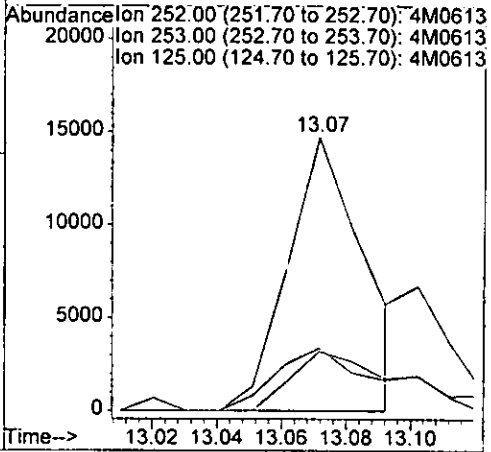
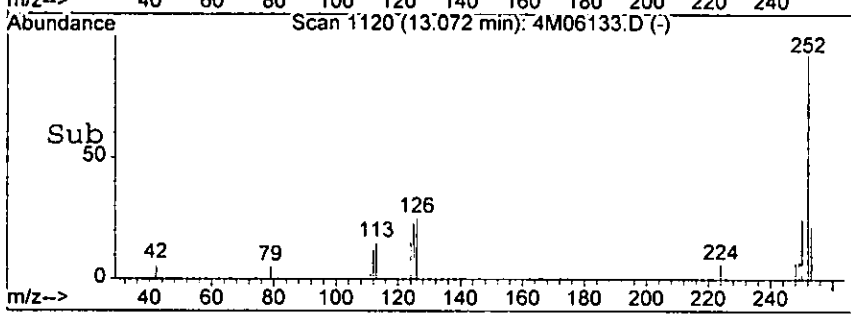


#83  
 Benzo [b] fluoranthene  
 Concen: 15.98 ng m  
 RT: 13.07 min Scan# 1120  
 Delta R.T. -0.25 min  
 Lab File: 4M06133.D  
 Acq: 14 Sep 2005 20:38

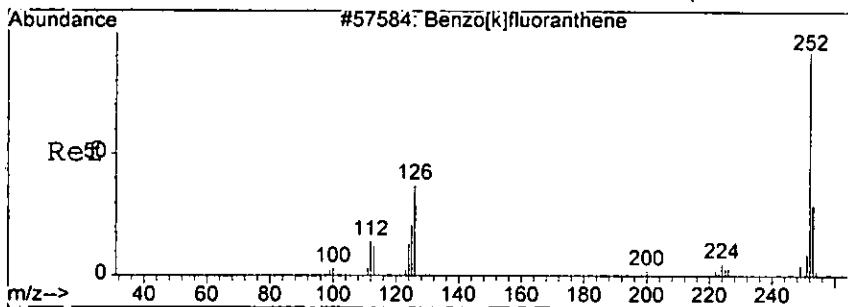


Tgt Ion: 252 Resp: 23998

Ion	Ratio	Lower	Upper
252	100		
253	21.7	0.0	63.3
125	23.0	0.0	57.6



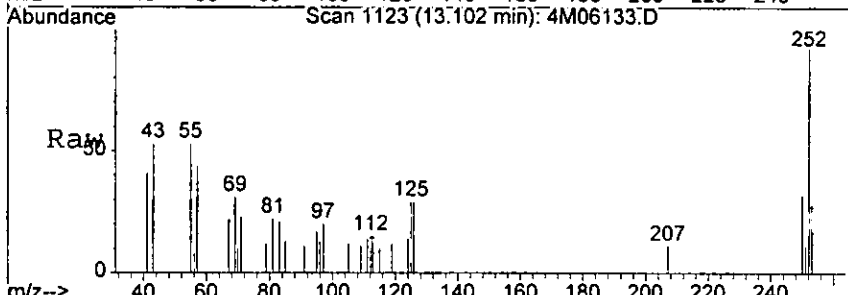
*WJZ*



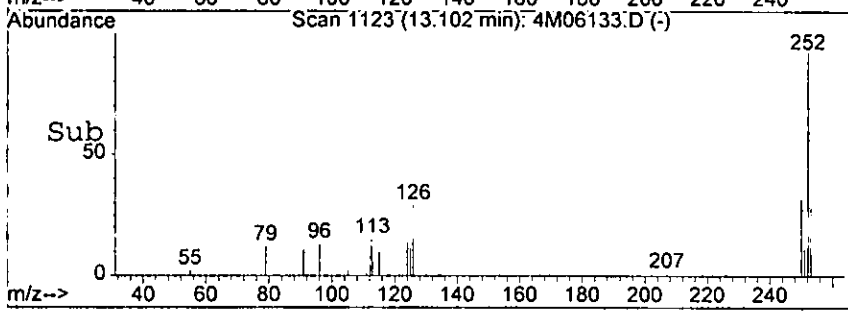
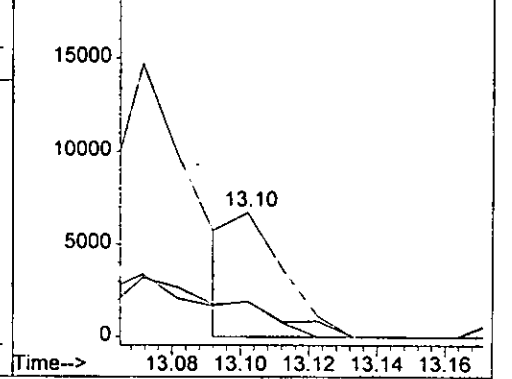
#84  
 Benzo[k]fluoranthene  
 Concen: 5.10 ng m  
 RT: 13.10 min Scan# 1123  
 Delta R.T. -0.26 min  
 Lab File: 4M06133.D  
 Acq: 14 Sep 2005 20:38

1259

Tgt Ion	Resp	Lower	Upper
252	7013	100	
253	28.1	0.0	63.5
125	28.6	0.0	53.8

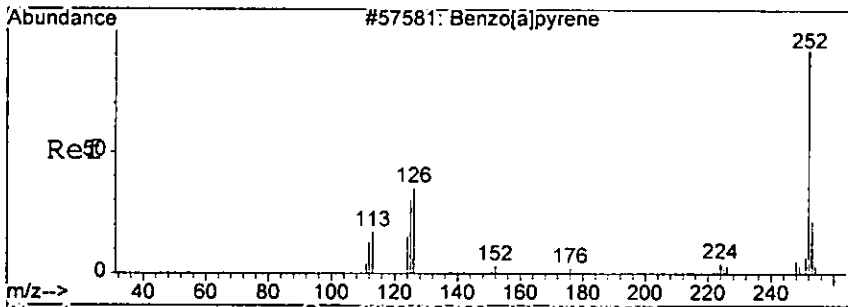


Abundance Ion 252.00 (251.70 to 252.70): 4M0613  
 20000 Ion 253.00 (252.70 to 253.70): 4M0613  
 Ion 125.00 (124.70 to 125.70): 4M0613



*hgar*



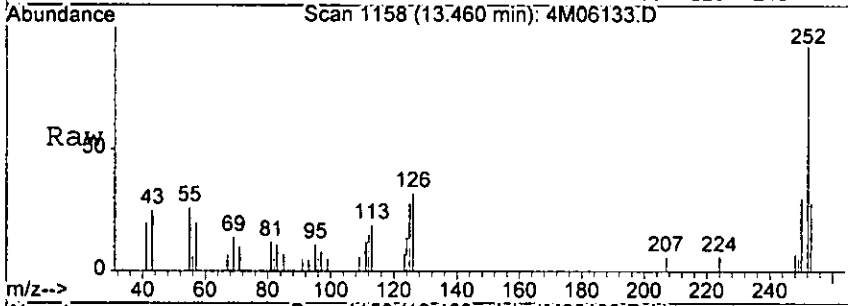


#85  
 Benzo[a]pyrene  
 Concen: 15.36 ng  
 RT: 13.46 min Scan# 1158  
 Delta R.T. -0.26 min  
 Lab File: 4M06133.D  
 Acq: 14 Sep 2005 20:38

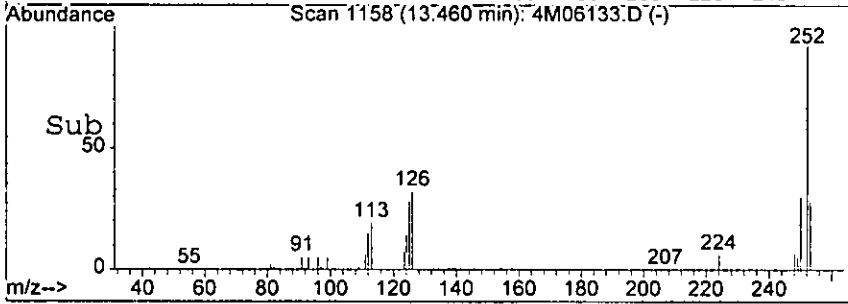
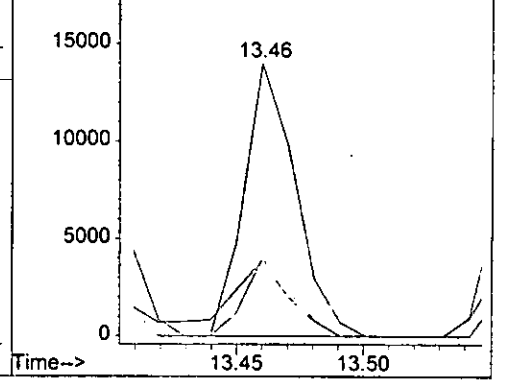
127

Tgt Ion: 252 Resp: 19745

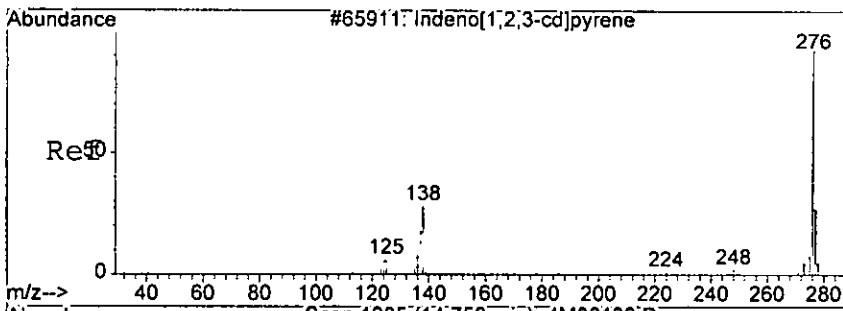
Ion	Ratio	Lower	Upper
252	100		
253	28.5	0.0	62.9
125	27.6	0.0	57.6



Abundance Ion 252.00 (251.70 to 252.70): 4M0613  
 Ion 253.00 (252.70 to 253.70): 4M0613  
 Ion 125.00 (124.70 to 125.70): 4M0613

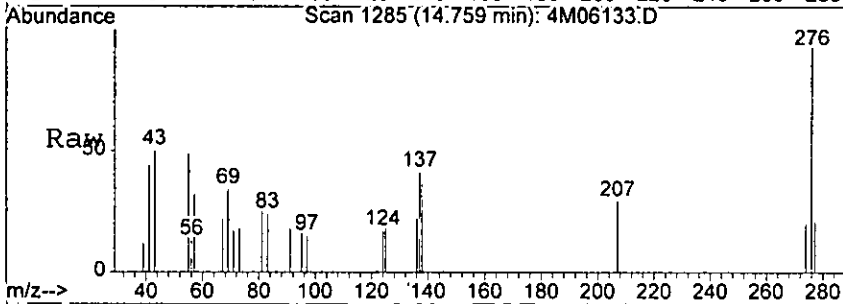


hour

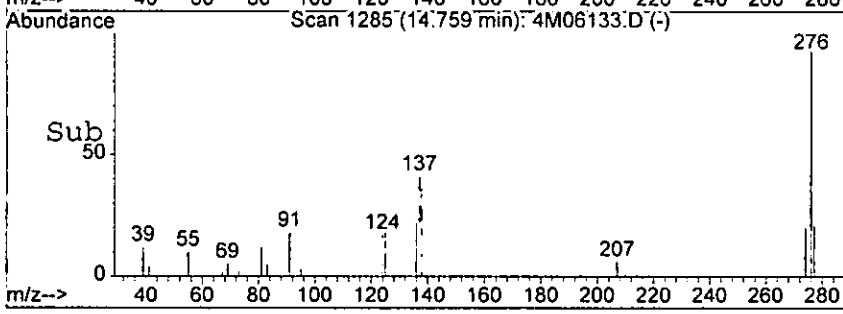
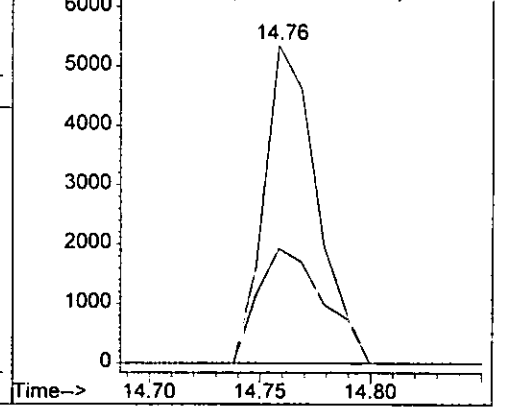


#86  
 Indeno[1,2,3-cd]pyrene  
 Concen: 7.25 ng  
 RT: 14.76 min Scan# 1285  
 Delta R.T. -0.27 min  
 Lab File: 4M06133.D  
 Acq: 14 Sep 2005 20:38

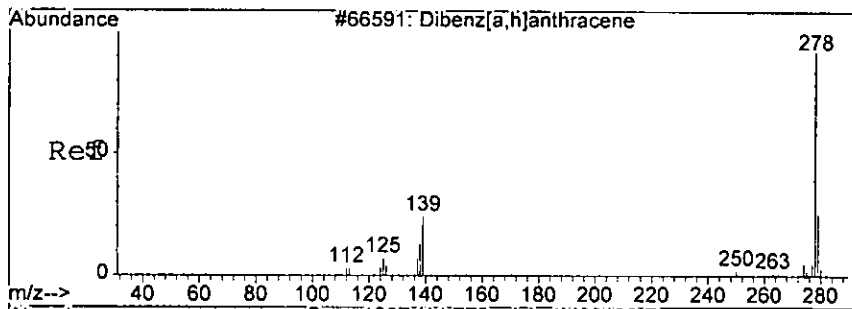
Tgt Ion	Resp	Lower	Upper
276	100		
138	36.0	0.0	73.4



Abundance Ion 276.00 (275.70 to 276.70): 4M0613  
 Ion 138.00 (137.70 to 138.70): 4M0613



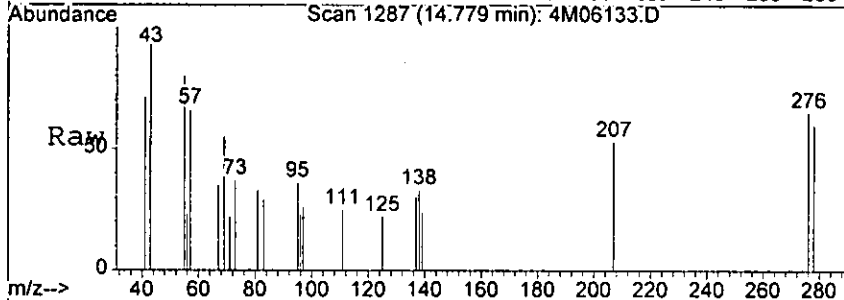
*Handwritten signature*



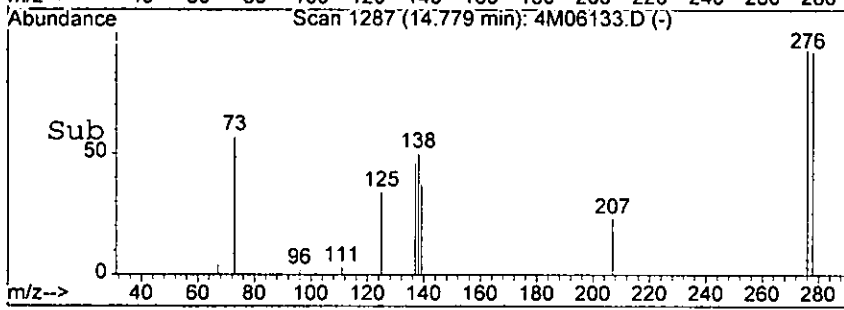
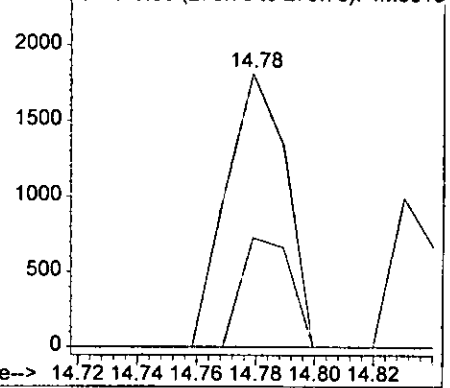
#87  
 Dibenzo[a,h]anthracene  
 Concen: 2.59 ng  
 RT: 14.78 min Scan# 1287  
 Delta R.T. -0.27 min  
 Lab File: 4M06133.D  
 Acq: 14 Sep 2005 20:38

1472

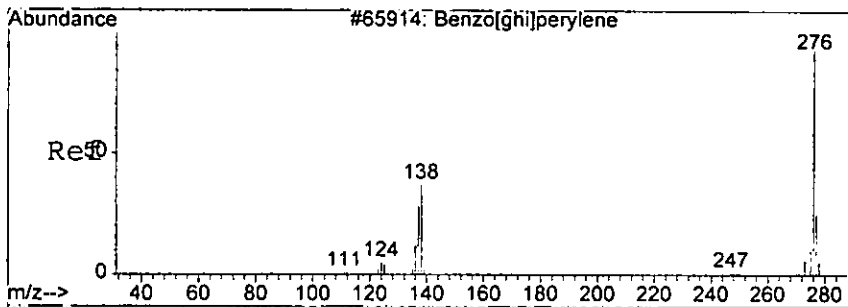
Tgt Ion	Ratio	Lower	Upper
278	100		
139	40.0	0.0	63.8
279	0.0	0.0	64.0



Abundance Ion 278.00 (277.70 to 278.70): 4M0613  
 Ion 139.00 (138.70 to 139.70): 4M0613  
 Ion 279.00 (278.70 to 279.70): 4M0613



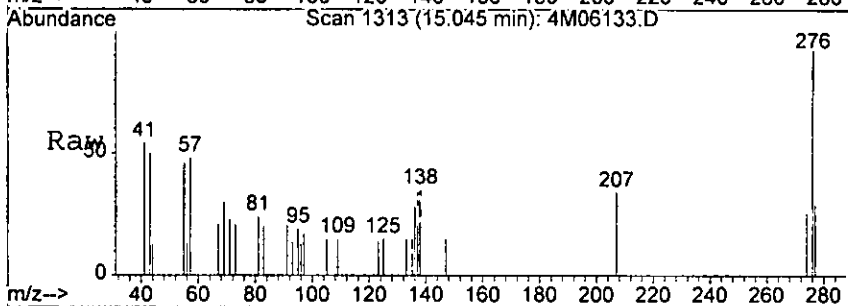
*handwritten signature*



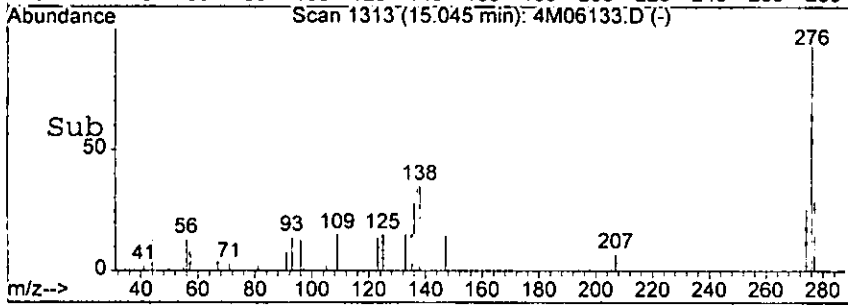
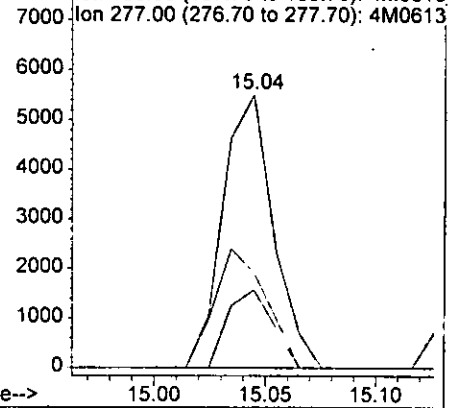
#88  
 Benzo[g,h,i]perylene  
 Concen: 9.27 ng  
 RT: 15.04 min Scan# 1313  
 Delta R.T. -0.26 min  
 Lab File: 4M06133.D  
 Acq: 14 Sep 2005 20:38

1273

Tgt Ion	Resp	Lower	Upper
276	100		
138	34.9	0.0	74.1
277	28.6	0.0	65.0



Abundance Ion 276.00 (275.70 to 276.70): 4M0613  
 Ion 138.00 (137.70 to 138.70): 4M0613  
 Ion 277.00 (276.70 to 277.70): 4M0613



*Wright*

## Form1

## ORGANICS SEMIVOLATILE REPORT

1274

Sample Number: AC19506-027  
 Client Id: PCTP75 (0.5)  
 Data File: 5M10785.D  
 Analysis Date: 09/15/05 13:22  
 Date Rec/Extracted: 09/09/05-09/14/05

Matrix: Soil  
 Initial Vol: 30g  
 Final Vol: 1ml  
 Dilution: 1  
 Solids: 97

Units: mg/Kg

Cas #	Compound	RL	Conc	Cas #	Compound	RL	Conc
120-82-1	1,2,4-Trichlorobenzene	0.0060	U	205-99-2	Benzo[b]fluoranthene	0.0095	1.2
95-50-1	1,2-Dichlorobenzene	0.014	U	191-24-2	Benzo[g,h,i]perylene	0.0049	0.41
122-66-7	1,2-Diphenylhydrazine	0.011	U	207-08-9	Benzo[k]fluoranthene	0.012	0.36
541-73-1	1,3-Dichlorobenzene	0.0098	U	111-91-1	bis(2-Chloroethoxy)methan	0.0080	U
106-46-7	1,4-Dichlorobenzene	0.0060	U	111-44-4	bis(2-Chloroethyl)ether	0.015	U
95-95-4	2,4,5-Trichlorophenol	0.053	U	108-60-1	bis(2-chloroisopropyl)ether	0.0071	U
88-06-2	2,4,6-Trichlorophenol	0.026	U	117-81-7	bis(2-Ethylhexyl)phthalat	0.022	0.13
120-83-2	2,4-Dichlorophenol	0.046	U	85-68-7	Butylbenzylphthalate	0.0093	U
105-67-9	2,4-Dimethylphenol	0.029	U	86-74-8	Carbazole	0.0066	0.060
51-28-5	2,4-Dinitrophenol	0.063	U	218-01-9	Chrysene	0.0098	0.76
121-14-2	2,4-Dinitrotoluene	0.012	U	84-74-2	Di-n-butylphthalate	0.0070	U
606-20-2	2,6-Dinitrotoluene	0.015	U	117-84-0	Di-n-octylphthalate	0.012	U
91-58-7	2-Chloronaphthalene	0.0039	U	53-70-3	Dibenzo[a,h]anthracene	0.0063	0.14
95-57-8	2-Chlorophenol	0.063	U	132-64-9	Dibenzofuran	0.044	0.088
91-57-6	2-Methylnaphthalene	0.059	0.12	84-66-2	Diethylphthalate	0.0081	U
95-48-7	2-Methylphenol	0.13	U	131-11-3	Dimethylphthalate	0.0059	U
88-74-4	2-Nitroaniline	0.045	U	206-44-0	Fluoranthene	0.0057	1.1
88-75-5	2-Nitrophenol	0.042	U	86-73-7	Fluorene	0.0082	0.070
106-44-5	3&4-Methylphenol	0.13	U	118-74-1	Hexachlorobenzene	0.014	U
91-94-1	3,3'-Dichlorobenzidine	0.060	U	87-68-3	Hexachlorobutadiene	0.0084	U
99-09-2	3-Nitroaniline	0.087	U	77-47-4	Hexachlorocyclopentadiene	0.093	U
534-52-1	4,6-Dinitro-2-methylphenol	0.065	U	67-72-1	Hexachloroethane	0.012	U
101-55-3	4-Bromophenyl-phenylether	0.014	U	193-39-5	Indeno[1,2,3-cd]pyrene	0.0058	0.38
59-50-7	4-Chloro-3-methylphenol	0.069	U	78-59-1	Isophorone	0.18	U
106-47-8	4-Chloroaniline	0.23	U	621-64-7	N-Nitroso-di-n-propylamine	0.011	U
7005-72-3	4-Chlorophenyl-phenylether	0.0097	U	62-75-9	N-Nitrosodimethylamine	0.38	U
100-01-6	4-Nitroaniline	0.051	U	86-30-6	n-Nitrosodiphenylamine	0.0094	U
100-02-7	4-Nitrophenol	0.049	U	91-20-3	Naphthalene	0.0033	0.27
83-32-9	Acenaphthene	0.0057	0.058	98-95-3	Nitrobenzene	0.0097	U
208-96-8	Acenaphthylene	0.0052	0.12	87-86-5	Pentachlorophenol	0.033	U
120-12-7	Anthracene	0.0068	0.16	85-01-8	Phenanthrene	0.0076	0.54
92-87-5	Benzdine	0.36	U	108-95-2	Phenol	0.057	U
56-55-3	Benzo[a]anthracene	0.0048	0.66	129-00-0	Pyrene	0.0079	1.2
50-32-8	Benzo[a]pyrene	0.0057	0.61				

Worksheet #: 19611

Total Target Concentration 8.436

U - Indicates the compound was analyzed but not detected.  
 B - Indicates the analyte was found in the blank as well as in the sample.  
 E - Indicates the analyte concentration exceeds the calibration range of the instrument.

R - Retention Time Out  
 J - Indicates an estimated value when a compound is detected at less than the specified detection limit.

1275

Data File : G:\GcMsData\2005\Gcms\_5\Data\09-15-05\5M10785.D Vial: 19  
 Acq On : 15 Sep 2005 13:22 Operator: AHD  
 Sample : AC19506-027 Inst : GCMS\_5  
 Misc : S,BNA Multiplr: 1.00  
 MS Integration Params: RTEINT.P  
 Quant Time: Sep 22 16:26 2005

Quant Results File: 5M\_0817.RES

Quant Method : G:\GCMSDATA\2005\GCMS\_5\METHODS\5M\_0817.M (RTE Integrator)  
 Title : @GCMS\_5,mg,625,8270  
 Last Update : Wed Aug 17 10:45:54 2005  
 Response via : Initial Calibration  
 DataAcq Meth : 5M\_RUN5

Internal Standards	R.T.	QIon	Response	Conc	Units	Dev (Min)
1) 1,4-Dichlorobenzene-d4	4.82	152	18375	40.00	ng	-0.19
20) Naphthalene-d8	5.88	136	81836	40.00	ng	-0.18
36) Acenaphthene-d10	7.19	164	53973	40.00	ng	-0.20
61) Phenanthrene-d10	8.50	188	103461	40.00	ng	-0.24
77) Chrysene-d12	11.43	240	83174	40.00	ng	-0.28
88) Perylene-d12	13.00	264	57611	40.00	ng	-0.29

## System Monitoring Compounds

4) 2-Fluorophenol	3.39	112	64680	112.00	ng	-0.27
Spiked Amount	200.000		Recovery	=	56.00%	
8) Phenol-d5	4.54	99	93266	122.26	ng	-0.18
Spiked Amount	200.000		Recovery	=	61.13%	
21) Nitrobenzene-d5	5.31	128	18128	52.11	ng	-0.18
Spiked Amount	100.000		Recovery	=	52.11%	
41) 2-Fluorobiphenyl	6.69	172	89098	50.48	ng	-0.17
Spiked Amount	100.000		Recovery	=	50.48%	
64) 2,4,6-Tribromophenol	7.85	330	26325	114.91	ng	-0.22
Spiked Amount	200.000		Recovery	=	57.46%	
80) Terphenyl-d14	10.25	244	117651	56.88	ng	-0.26
Spiked Amount	100.000		Recovery	=	56.88%	

## Target Compounds

Target Compounds	R.T.	QIon	Response	Conc	Units	Qvalue
30) Naphthalene	5.89	128	16874	7.83	ng	99
34) 2-Methylnaphthalene	6.42	142	4944	3.39	ng	99
47) Acenaphthylene	7.08	152	8642	3.55	ng	98
50) Acenaphthene	7.21	153	2566	1.69	ng	97
53) Dibenzofuran	7.35	168	5739	2.55	ng	100
57) Fluorene	7.63	166	3622	2.03	ng	98
70) Phenanthrene	8.52	178	46353	15.80	ng	98
71) Anthracene	8.57	178	14264	4.72	ng	98
72) Carbazole	8.75	167	4717	1.74	ng	97
76) Fluoranthene	9.78	202	104775	32.24	ng	98
78) Pyrene	10.02	202	111738	33.55	ng	100
85) Benzo[a]anthracene	11.42	228	60461	19.14	ng	98
86) Chrysene	11.46	228	62950	22.13	ng	97
87) bis(2-Ethylhexyl)phthalate	11.58	149	7430	3.90	ng	99
90) Benzo[b]fluoranthene	12.62	252	80533m	34.47	ng	
91) Benzo[k]fluoranthene	12.64	252	24294m	10.54	ng	
92) Benzo[a]pyrene	12.94	252	39207	17.72	ng	95
93) Indeno[1,2,3-cd]pyrene	14.00	276	27435	11.01	ng	83
94) Dibenzo[a,h]anthracene	14.02	278	8603	4.14	ng	96

(#) = qualifier out of range (m) = manual integration

ngoo

Data File : G:\GcMsData\2005\Gcms\_5\Data\09-15-05\5M10785.D Vial: 19  
 Acq On : 15 Sep 2005 13:22 Operator: AHD  
 Sample : AC19506-027 Inst : GCMS  
 Misc : S,BNA Multiplr: 1.00  
 MS Integration Params: RTEINT.P  
 Quant Time: Sep 22 16:26 2005 Quant Results File: 5M\_0817.RES

Quant Method : G:\GCMSDATA\2005\GCMS\_5\METHODS\5M\_0817.M (RTE Integrator)  
 Title : @GCMS\_5,mg,625,8270  
 Last Update : Wed Aug 17 10:45:54 2005  
 Response via : Initial Calibration  
 DataAcq Meth : 5M\_RUN5

Compound	R.T.	QIon	Response	Conc	Unit	Qvalue
95) Benzo[g,h,i]perylene	14.23	276	25066	12.01	ng	89

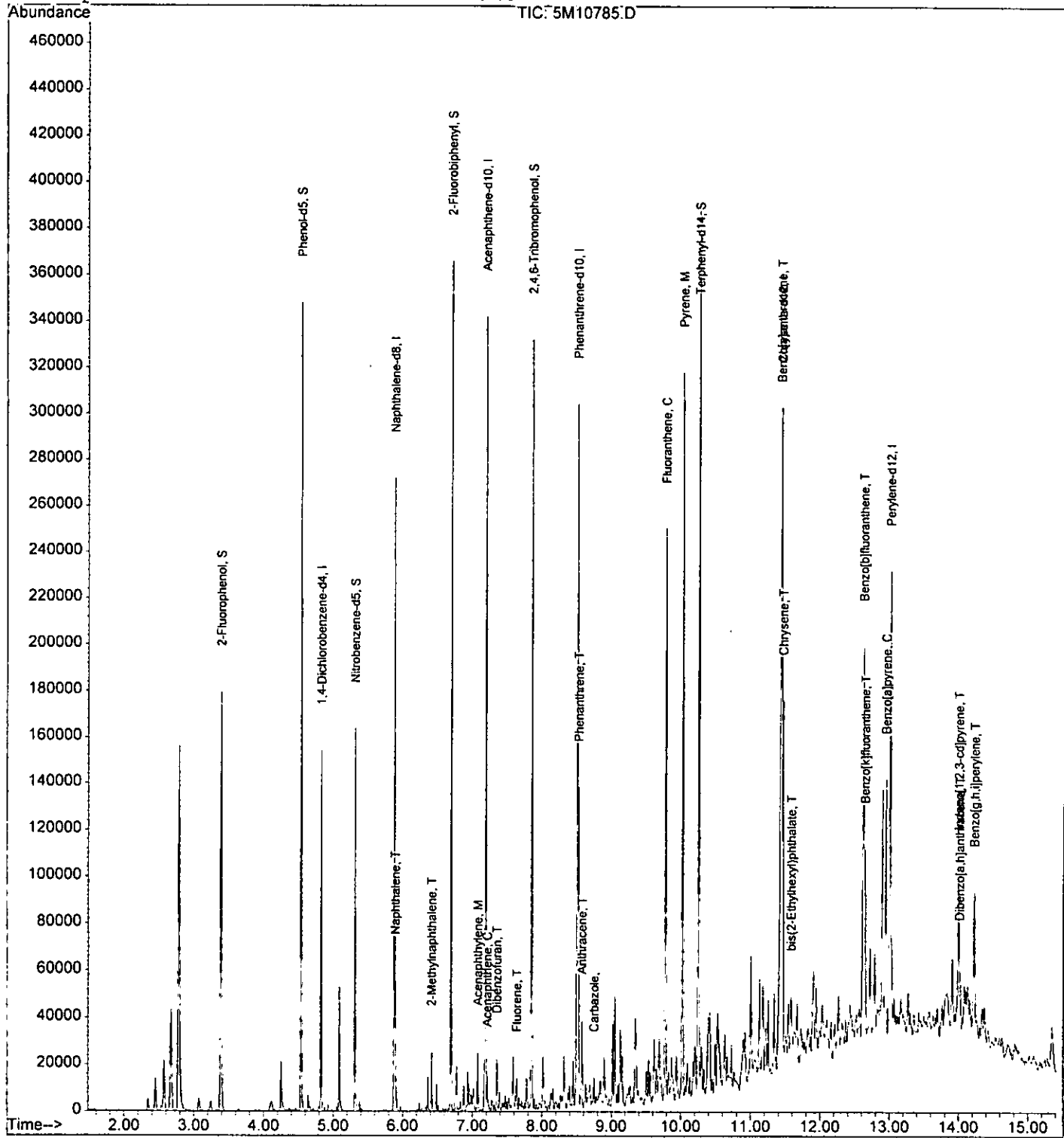
(#) = qualifier out of range (m) = manual integration

Quantitation Report

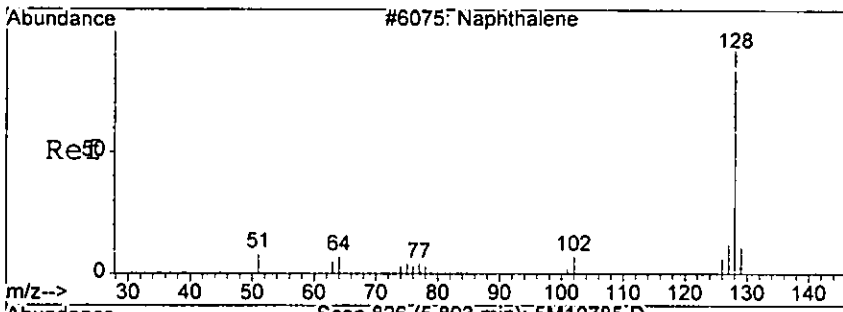
Data File : G:\GcMsData\2005\Gcms\_5\Data\09-15-05\5M10785.D Vial: 19  
Acq On : 15 Sep 2005 13:22 Operator: AHD  
Sample : AC19506-027 Inst : GCMS\_5  
Misc : S,BNA Multiplr: 1.00  
MS Integration Params: RTEINT.P  
Quant Time: Sep 22 16:26 2005

Quant Results File: 5M\_0817.RES

Method : G:\GCMSDATA\2005\GCMS\_5\METHODS\5M\_0817.M (RTE Integrator)  
Title : @GCMS\_5,mg,625,8270  
Last Update : Wed Aug 17 10:45:54 2005  
Response via : Initial Calibration

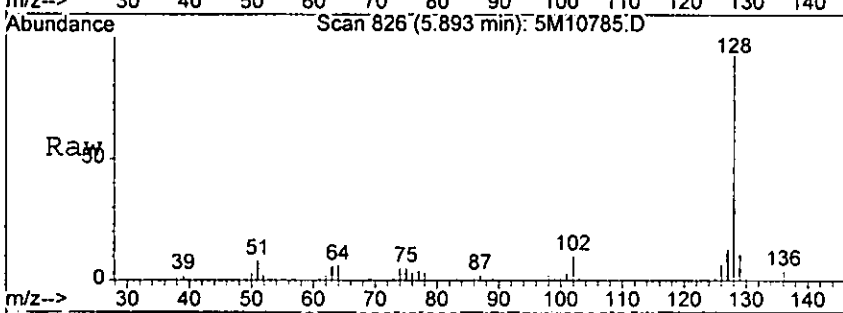






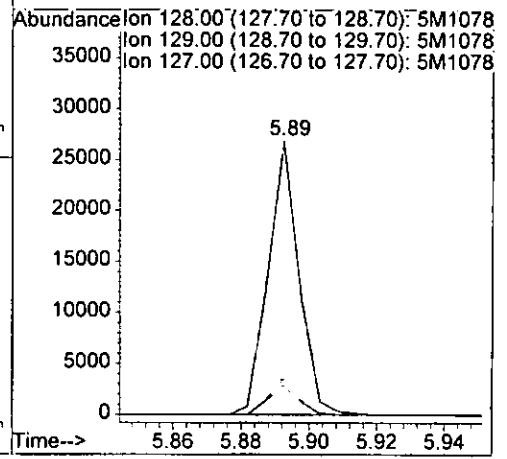
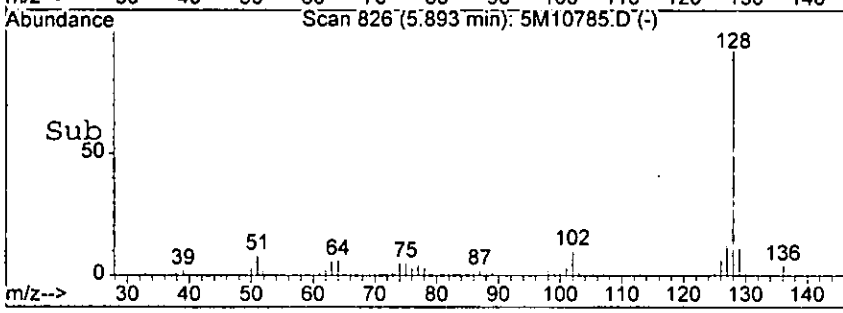
#30  
 Naphthalene  
 Concen: 7.83 ng  
 RT: 5.89 min Scan# 826  
 Delta R.T. -0.18 min  
 Lab File: 5M10785.D  
 Acq: 15 Sep 2005 13:22

127

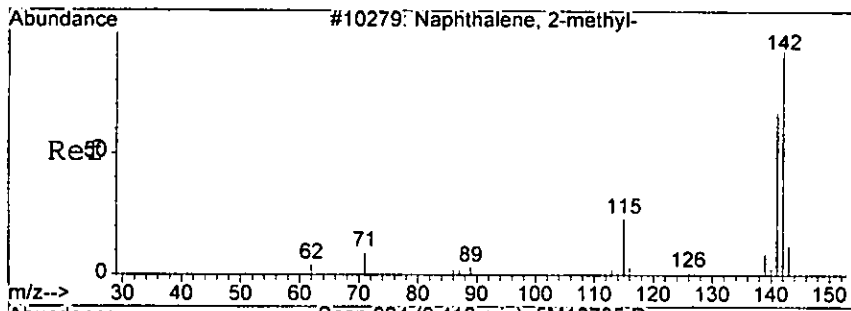


Tgt Ion: 128 Resp: 16874

Ion	Ratio	Lower	Upper
128	100		
129	10.9	0.0	50.9
127	13.3	0.0	52.6



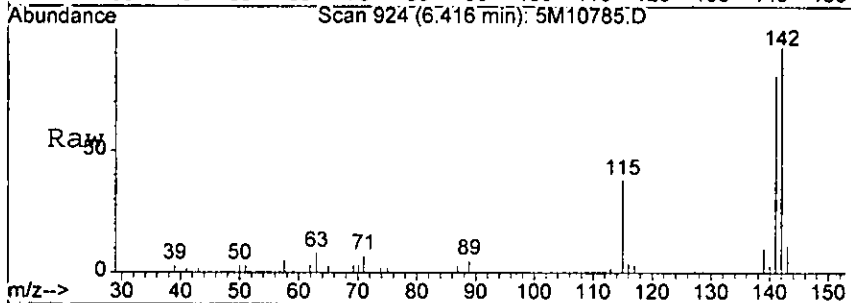
*handwritten*



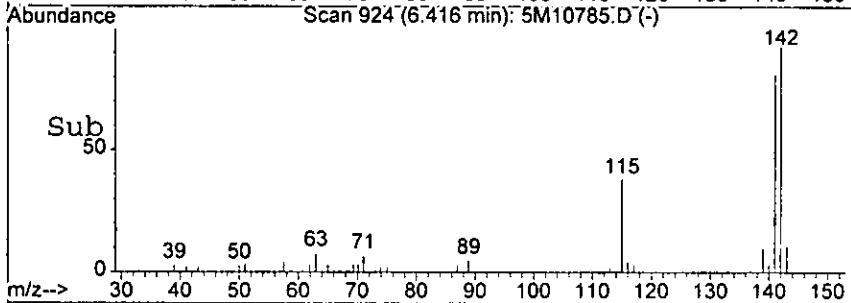
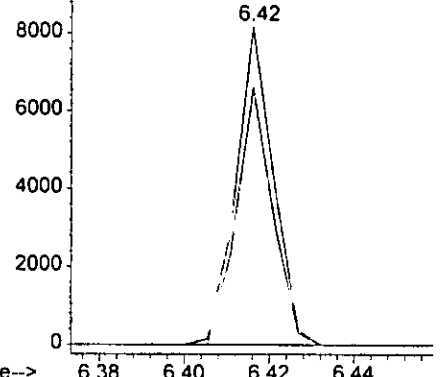
#34  
 2-Methylnaphthalene  
 Concen: 3.39 ng  
 RT: 6.42 min Scan# 924  
 Delta R.T. -0.18 min  
 Lab File: 5M10785.D  
 Acq: 15 Sep 2005 13:22

1279

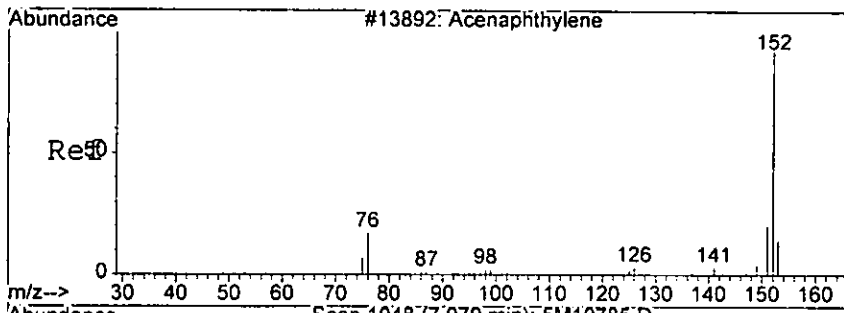
Tgt Ion: 142 Resp: 4944  
 Ion Ratio Lower Upper  
 142 100  
 141 80.8 42.0 122.0



Abundance Ion 142.00 (141.70 to 142.70): 5M1078  
 Ion 141.00 (140.70 to 141.70): 5M1078



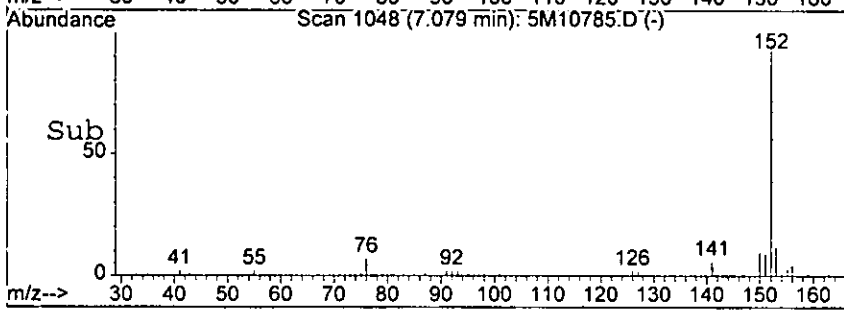
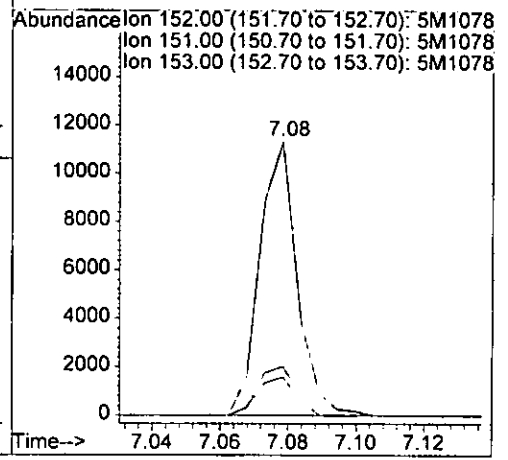
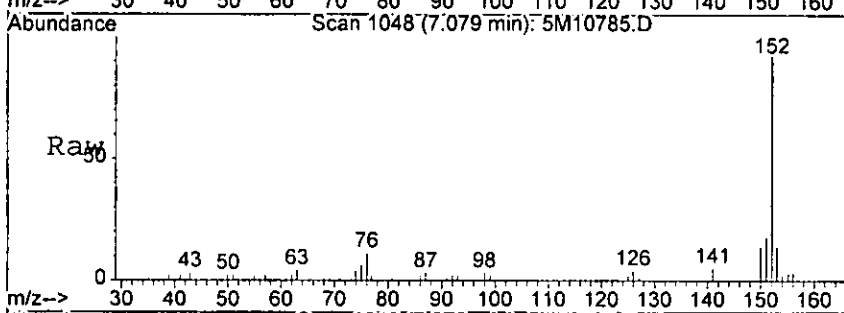
*hmm*



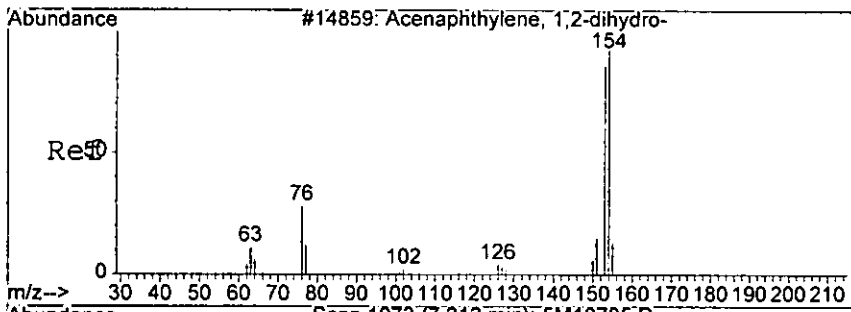
#47  
 Acenaphthylene  
 Concen: 3.55 ng  
 RT: 7.08 min Scan# 1048  
 Delta R.T. -0.19 min  
 Lab File: 5M10785.D  
 Acq: 15 Sep 2005 13:22

Tgt Ion: 152 Resp: 8642

Ion	Ratio	Lower	Upper
152	100		
151	17.8	0.0	59.1
153	13.9	0.0	53.9

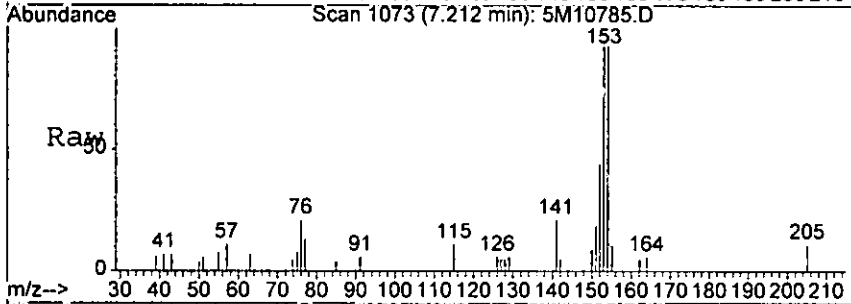


*h200*

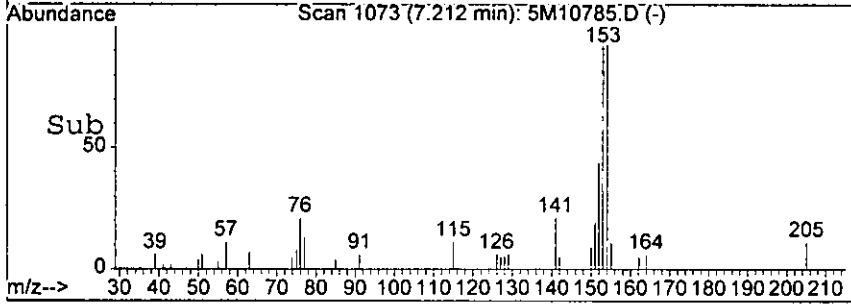
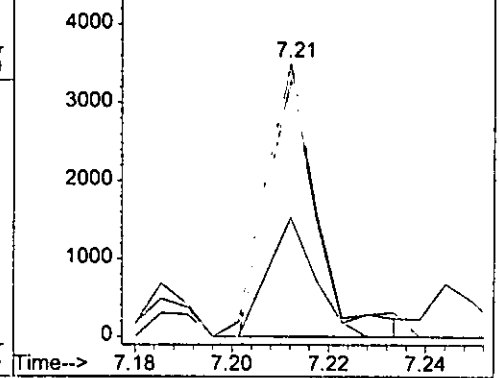


#50  
 Acenaphthene  
 Concen: 1.69 ng  
 RT: 7.21 min Scan# 1073  
 Delta R.T. -0.20 min  
 Lab File: 5M10785.D  
 Acq: 15 Sep 2005 13:22

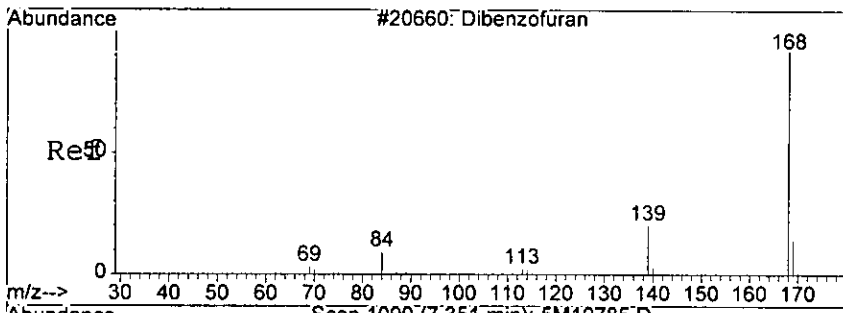
Tgt Ion	Resp	Lower	Upper
153	2566		
153	100		
152	43.8	5.1	85.1
154	94.0	57.6	137.6



Abundance Ion 153.00 (152.70 to 153.70): 5M1078  
 Ion 152.00 (151.70 to 152.70): 5M1078  
 Ion 154.00 (153.70 to 154.70): 5M1078



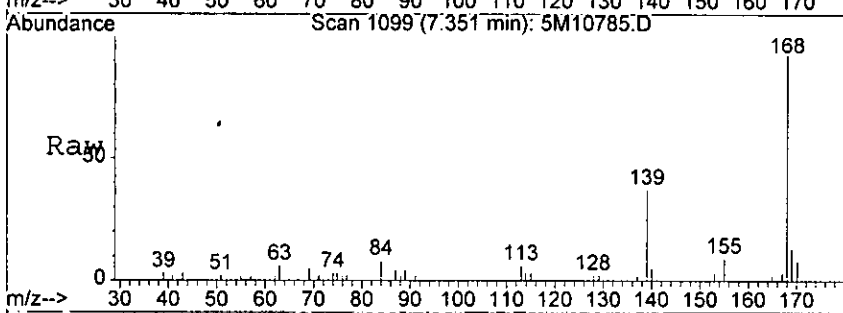
*hour*



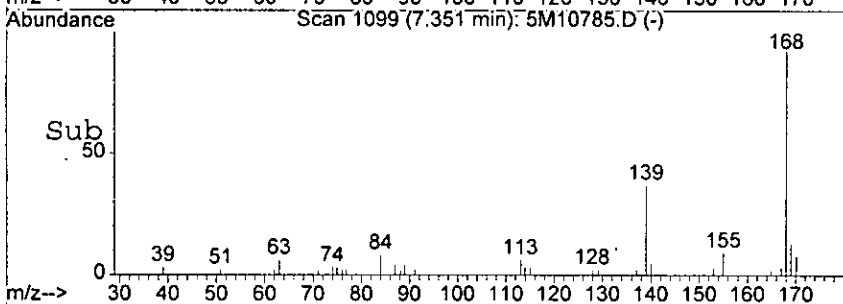
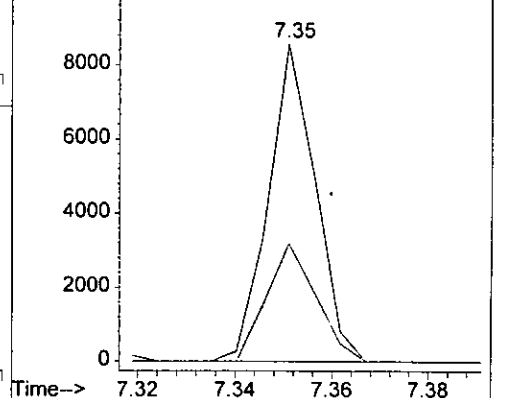
#53  
 Dibenzofuran  
 Concen: 2.55 ng  
 RT: 7.35 min Scan# 1099  
 Delta R.T. -0.21 min  
 Lab File: 5M10785.D  
 Acq: 15 Sep 2005 13:22

1282

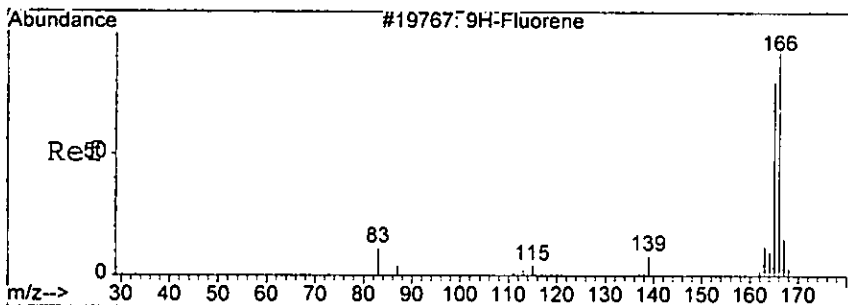
Tgt Ion: 168 Resp: 5739  
 Ion Ratio Lower Upper  
 168 100  
 139 37.2 7.1 67.1



Abundance Ion 168.00 (167.70 to 168.70): 5M1078  
 10000 Ion 139.00 (138.70 to 139.70): 5M1078

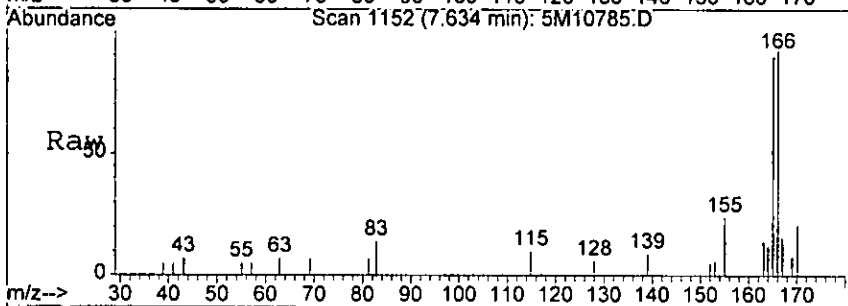


*hoo*

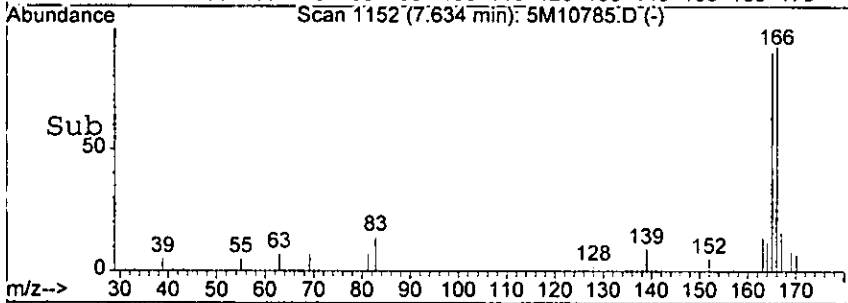
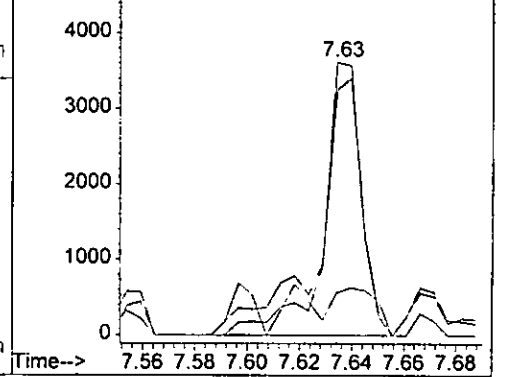


#57  
 Fluorene  
 Concen: 2.03 ng  
 RT: 7.63 min Scan# 1152  
 Delta R.T. -0.22 min  
 Lab File: 5M10785.D  
 Acq: 15 Sep 2005 13:22

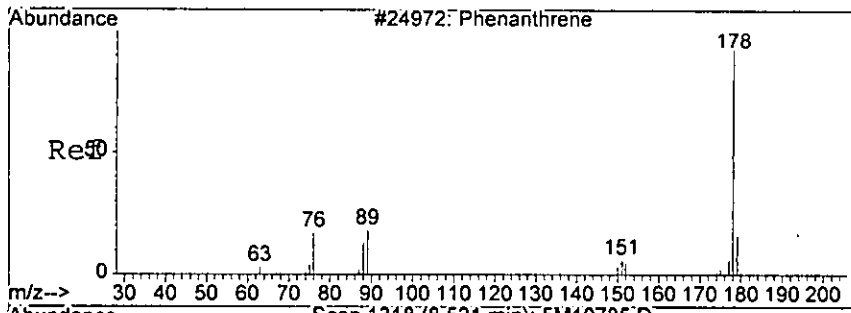
Tgt Ion	Resp	Lower	Upper
166	3622		
165	90.0	52.1	132.1
167	15.5	0.0	53.7



Abundance  
 Ion 166.00 (165.70 to 166.70): 5M1078  
 Ion 165.00 (164.70 to 165.70): 5M1078  
 Ion 167.00 (166.70 to 167.70): 5M1078



*hoo*

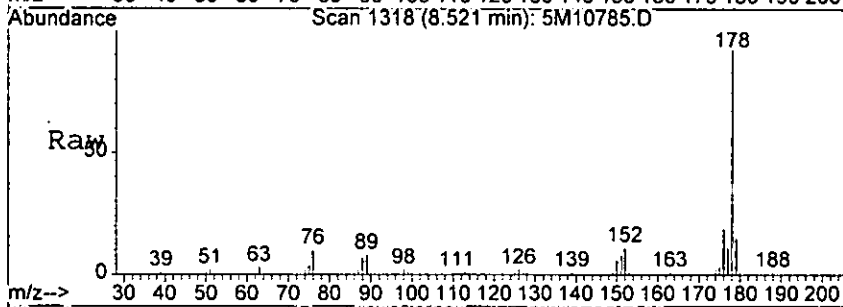


#70  
 Phenanthrene  
 Concen: 15.80 ng  
 RT: 8.52 min Scan# 1318  
 Delta R.T. -0.25 min  
 Lab File: 5M10785.D  
 Acq: 15 Sep 2005 13:22

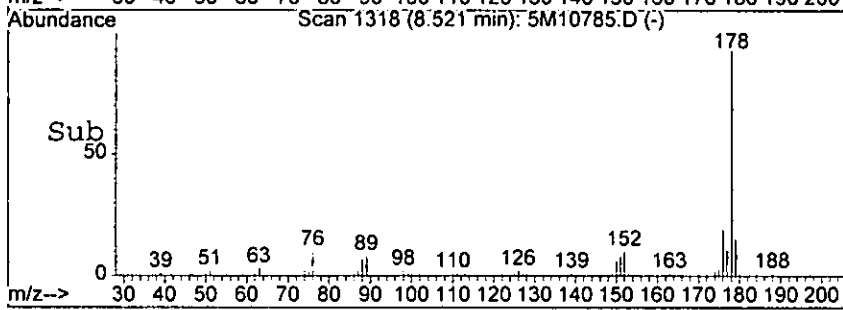
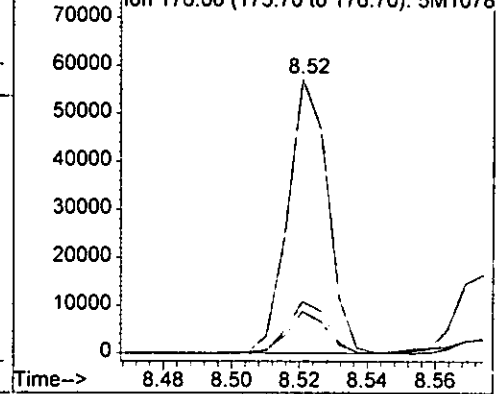
1284

Tgt Ion: 178 Resp: 46353

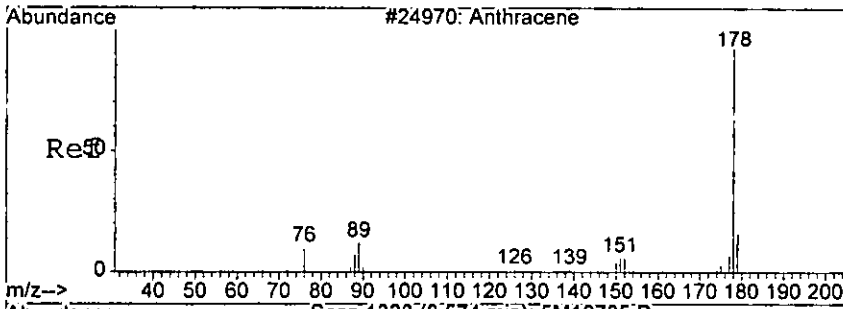
Ion	Ratio	Lower	Upper
178	100		
179	15.3	0.0	54.9
176	19.0	0.0	57.7



Abundance Ion 178.00 (177.70 to 178.70): 5M1078  
 Ion 179.00 (178.70 to 179.70): 5M1078  
 Ion 176.00 (175.70 to 176.70): 5M1078



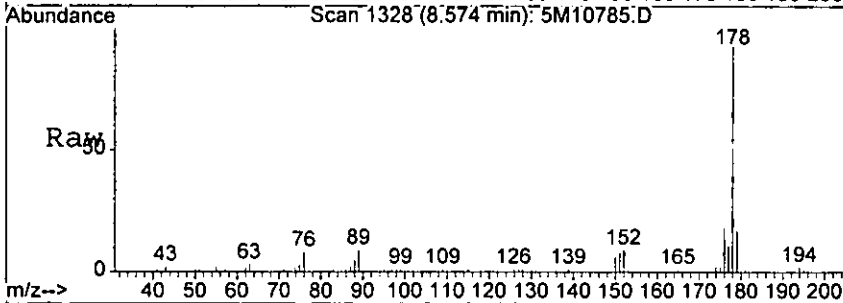
*Handwritten signature*



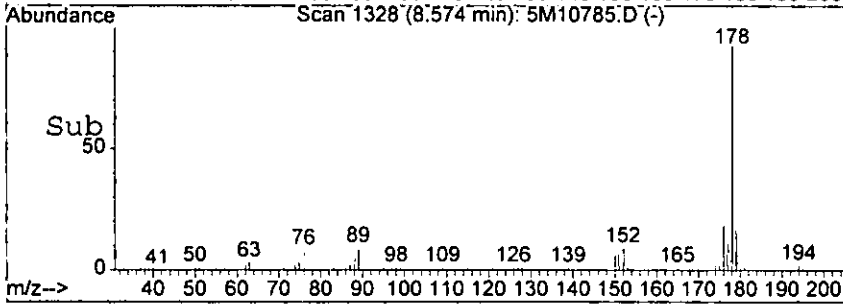
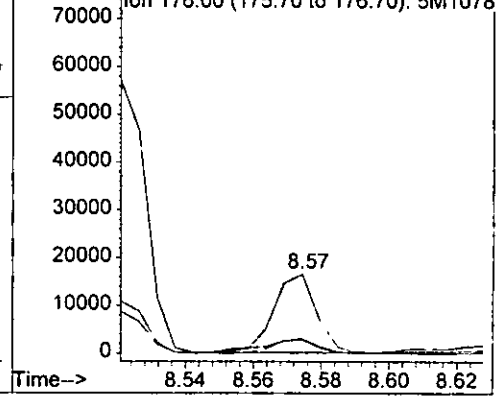
#71  
 Anthracene  
 Concen: 4.72 ng  
 RT: 8.57 min Scan# 1328  
 Delta R.T. -0.24 min  
 Lab File: 5M10785.D  
 Acq: 15 Sep 2005 13:22

128

Tgt Ion	Resp	Lower	Upper
178	14264		
179	15.0	0.0	54.3
176	18.8	0.0	57.7

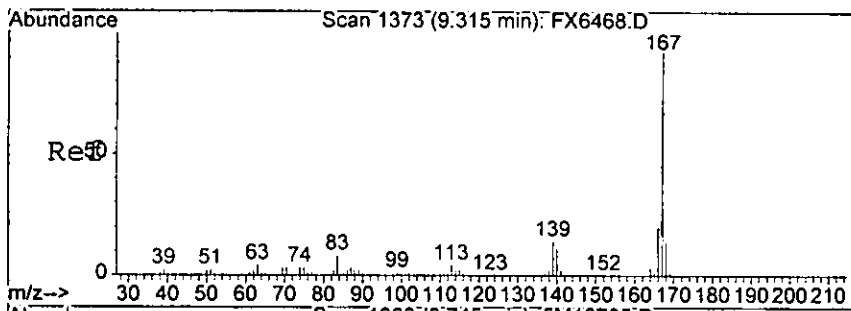


Abundance Ion 178.00 (177.70 to 178.70): 5M1078  
 Ion 179.00 (178.70 to 179.70): 5M1078  
 Ion 176.00 (175.70 to 176.70): 5M1078



*hgr*

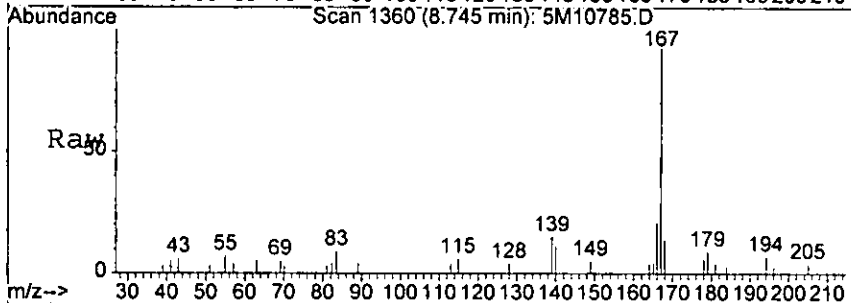




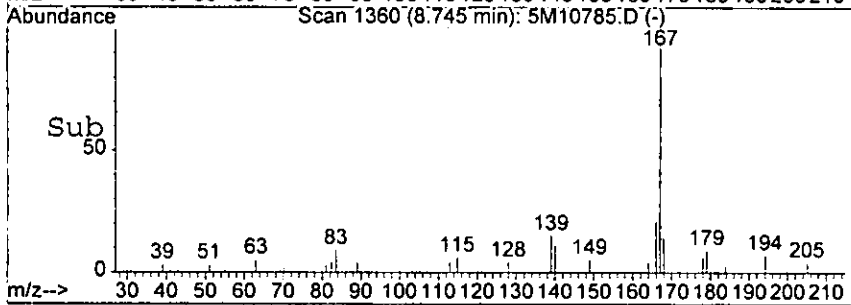
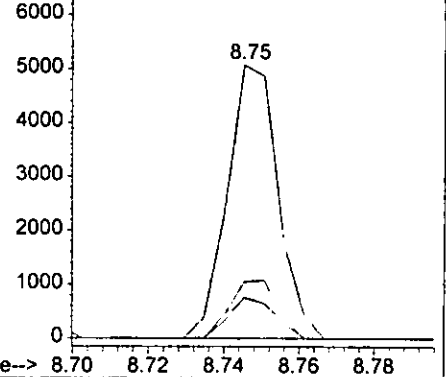
#72  
 Carbazole  
 Concen: 1.74 ng  
 RT: 8.75 min Scan# 1360  
 Delta R.T. -0.25 min  
 Lab File: 5M10785.D  
 Acq: 15 Sep 2005 13:22

12850

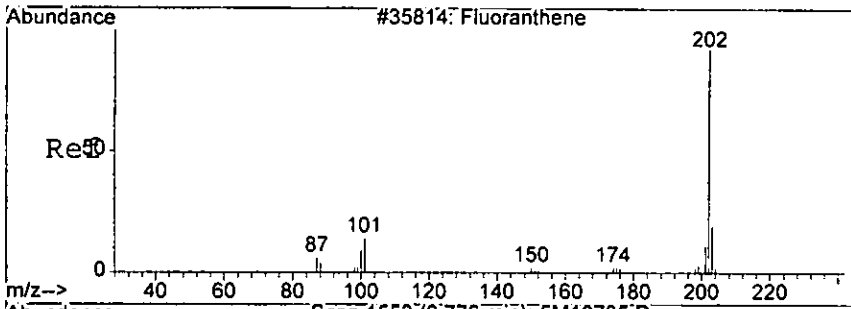
Tgt Ion	167	Resp:	4717
Ion Ratio	100	Lower	Upper
166	20.6	0.0	39.5
139	14.9	0.0	33.0



Abundance Ion 167.10 (166.80 to 167.80): 5M1078  
 Ion 166.20 (165.90 to 166.90): 5M1078  
 Ion 139.05 (138.75 to 139.75): 5M1078

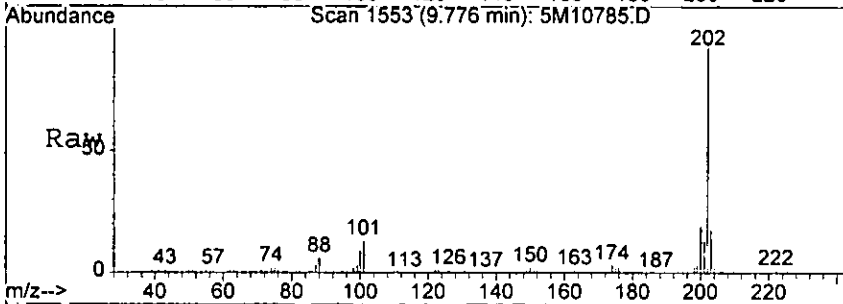


*done*

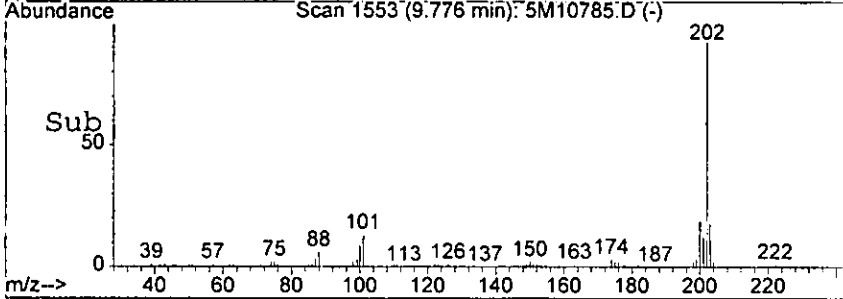
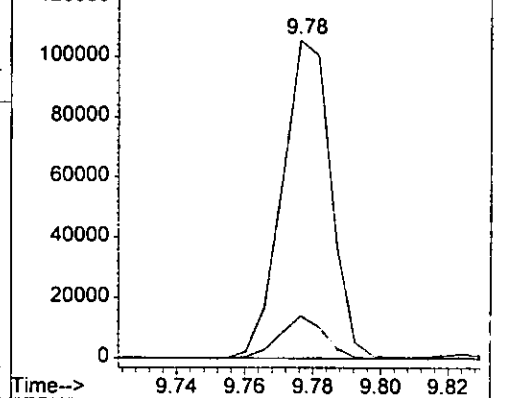


#76  
 Fluoranthene  
 Concen: 32.24 ng  
 RT: 9.78 min Scan# 15  
 Delta R.T. -0.27 min  
 Lab File: 5M10785.D  
 Acq: 15 Sep 2005 13:22

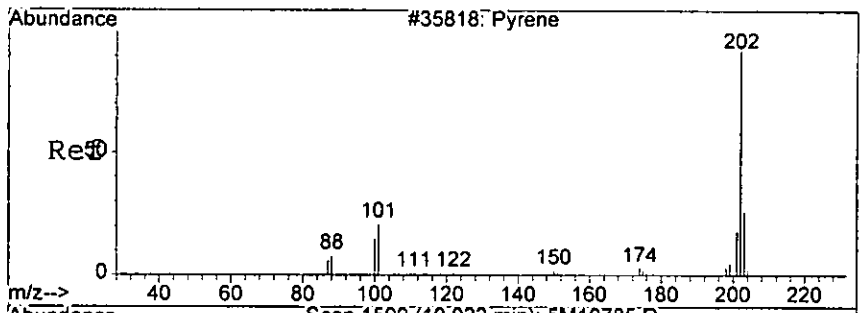
Tgt Ion	Ratio	Lower	Upper
202	100		
101	13.2	0.0	52.5



Abundance Ion 202.00 (201.70 to 202.70): 5M1078  
 Ion 101.00 (100.70 to 101.70): 5M1078

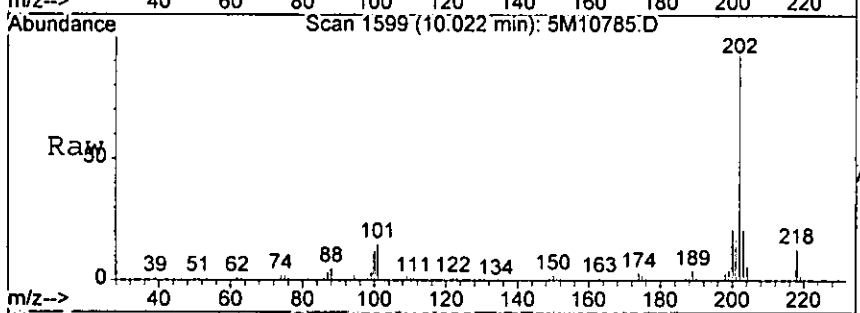


*handwritten signature*



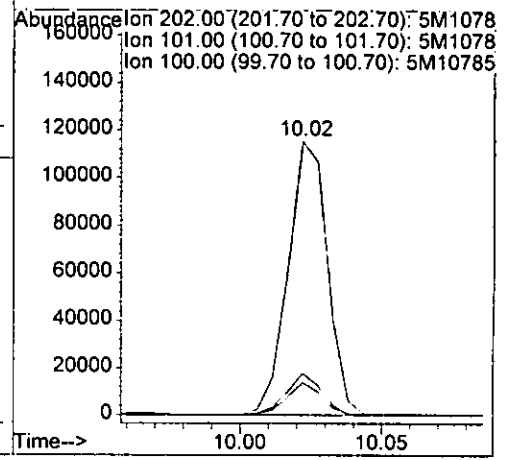
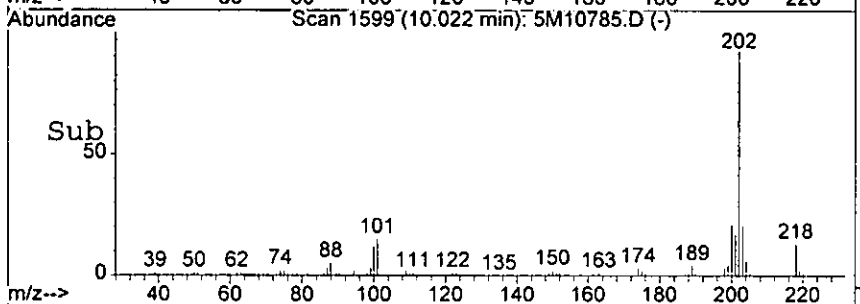
#78  
 Pyrene  
 Concn: 33.55 ng  
 RT: 10.02 min Scan# 1599  
 Delta R.T. -0.27 min  
 Lab File: 5M10785.D  
 Acq: 15 Sep 2005 13:22

1288

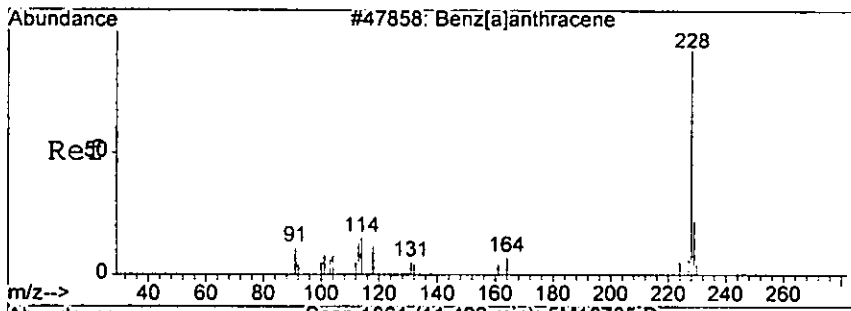


Tgt Ion: 202 Resp: 111738

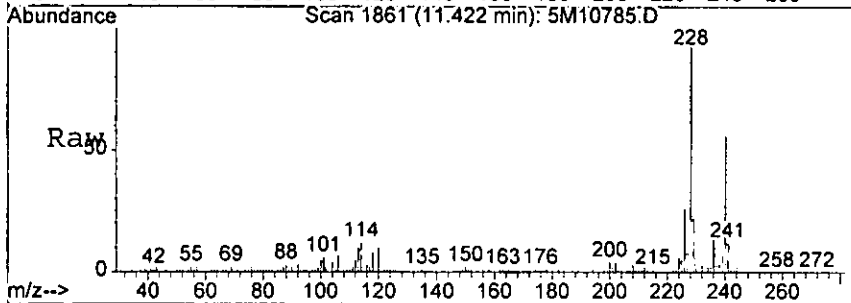
Ion	Ratio	Lower	Upper
202	100		
101	15.3	0.0	55.5
100	11.9	0.0	52.1



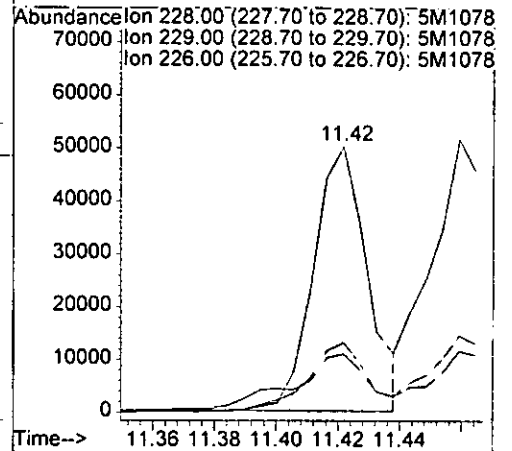
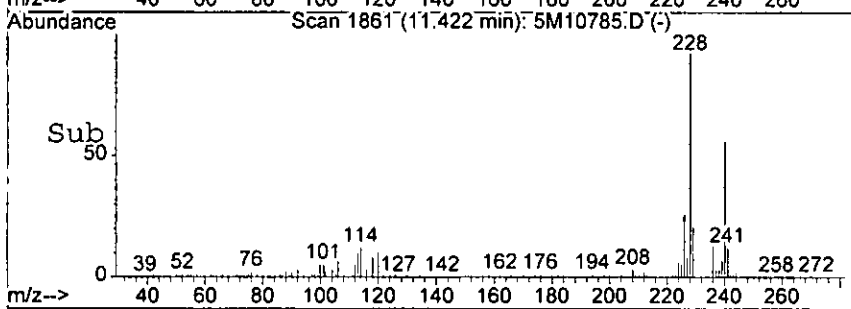
*hgsar*



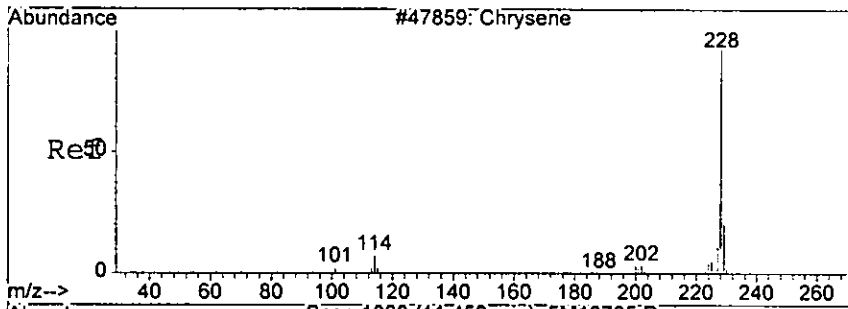
#85  
 Benzo[a]anthracene  
 Concen: 19.14 ng  
 RT: 11.42 min Scan# 1861  
 Delta R.T. -0.28 min  
 Lab File: 5M10785.D  
 Acq: 15 Sep 2005 13:22



Tgt Ion	228	Resp	60461
Ion Ratio	100	Lower	Upper
228	100		
229	20.7	0.0	58.7
226	26.1	0.0	66.4



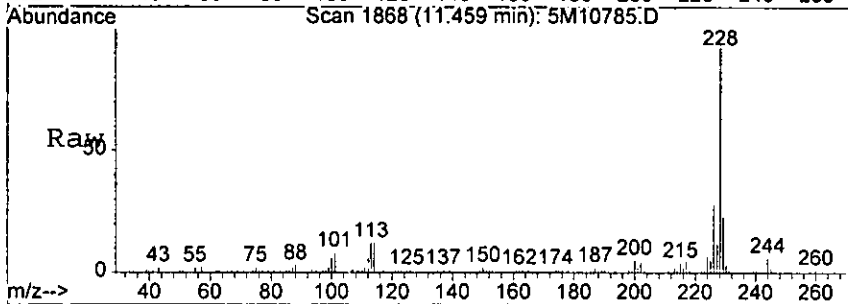
*Handwritten signature*



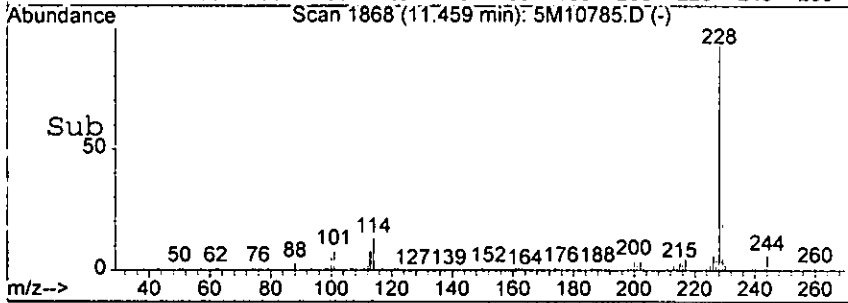
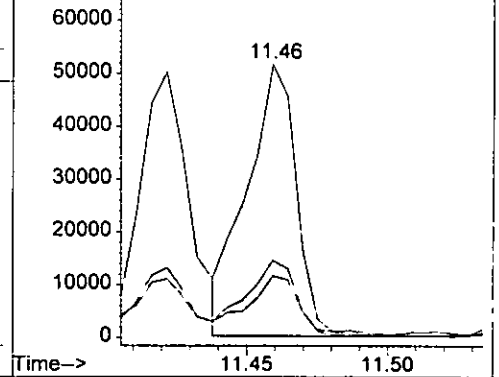
#86  
 Chrysene  
 Concen: 22.13 ng  
 RT: 11.46 min Scan# 1868  
 Delta R.T. -0.29 min  
 Lab File: 5M10785.D  
 Acq: 15 Sep 2005 13:22

1290

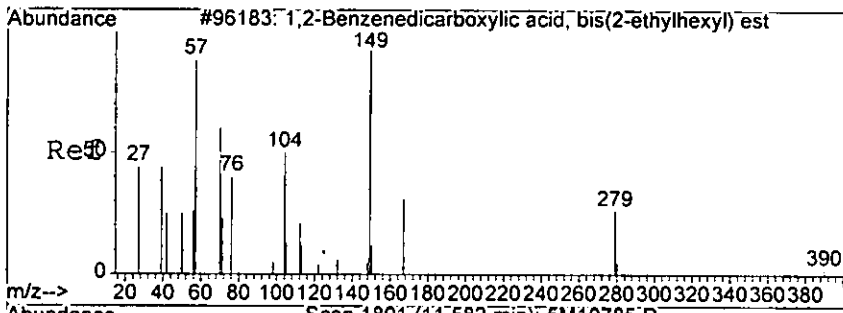
Tgt Ion	228	226	229
Resp:	62950		
Ion Ratio	100	27.8	21.4
Lower		9.1	0.0
Upper		49.1	60.1



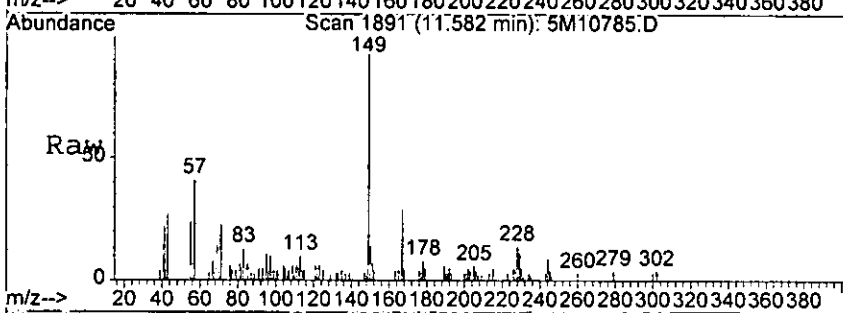
Abundance Ion 228.00 (227.70 to 228.70): 5M1078  
 70000 Ion 226.00 (225.70 to 226.70): 5M1078  
 Ion 229.00 (228.70 to 229.70): 5M1078



*handwritten signature*

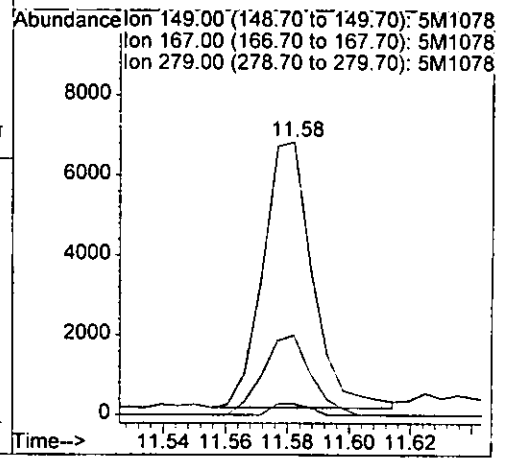
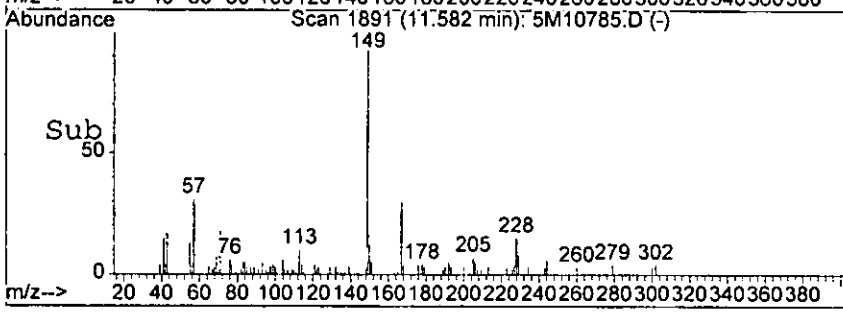


#87  
 bis(2-Ethylhexyl)phthalate  
 Concn: 3.90 ng  
 RT: 11.58 min Scan# 1891  
 Delta R.T. -0.26 min  
 Lab File: 5M10785.D  
 Acq: 15 Sep 2005 13:22

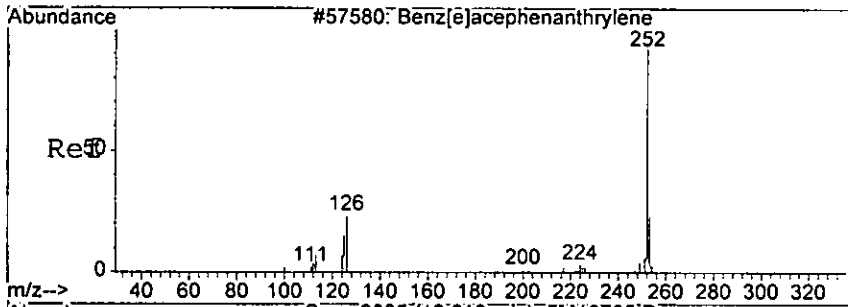


Tgt Ion: 149 Resp: 7430

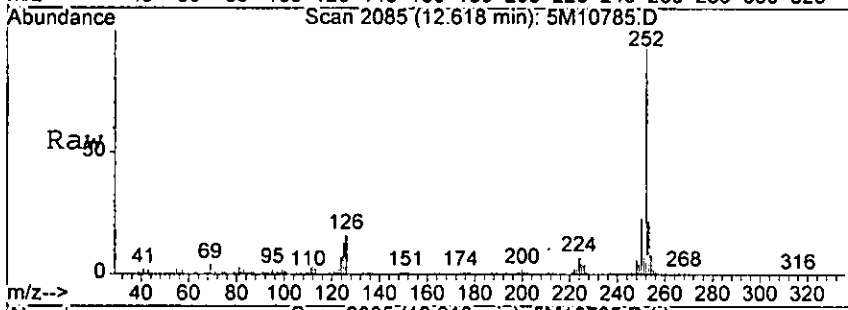
Ion	Ratio	Lower	Upper
149	100		
167	30.0	2.4	58.4
279	4.2	0.0	44.1



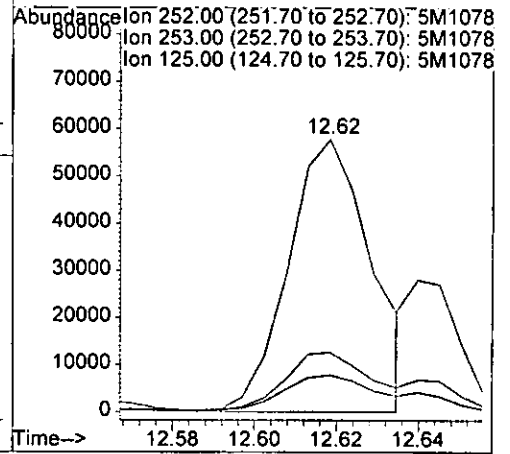
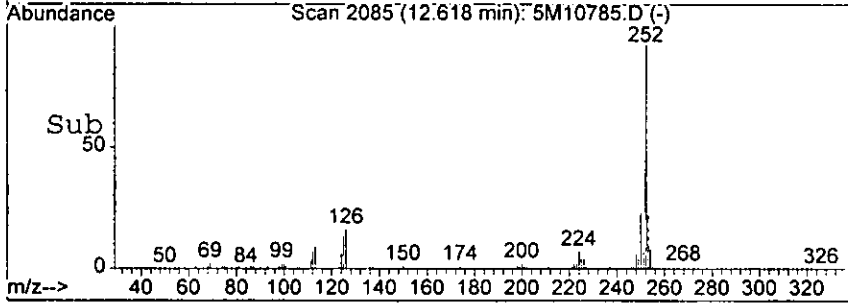
*hsoor*



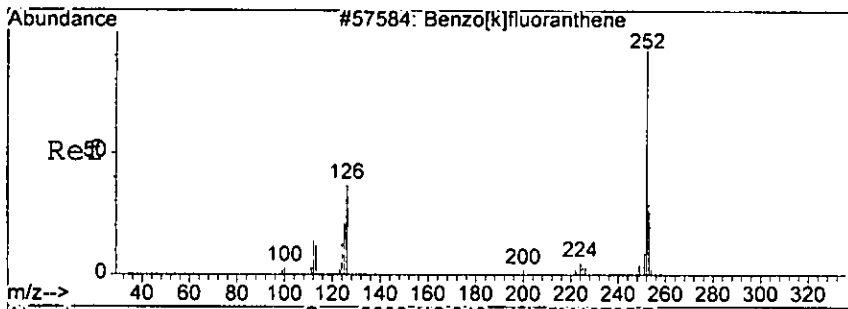
#90  
 Benzo[b]fluoranthene **12.62**  
 Concen: 34.47 ng m  
 RT: 12.62 min Scan# 2085  
 Delta R.T. -0.29 min  
 Lab File: 5M10785.D  
 Acq: 15 Sep 2005 13:22



Tgt Ion	252	253	125	Resp:	80533	Lower	Upper
Ion Ratio	100	21.9	13.5				
		0.0	0.0				
		61.6	54.8				



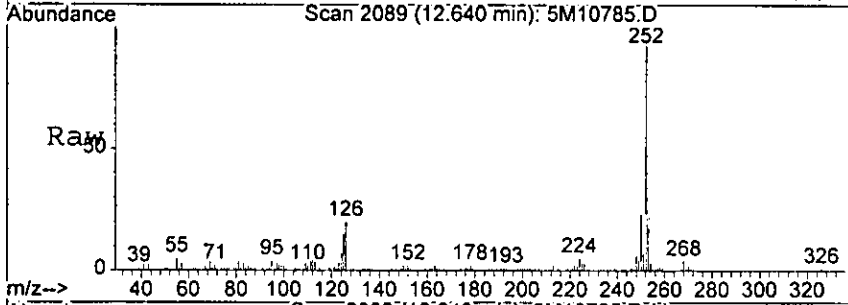
*h900*



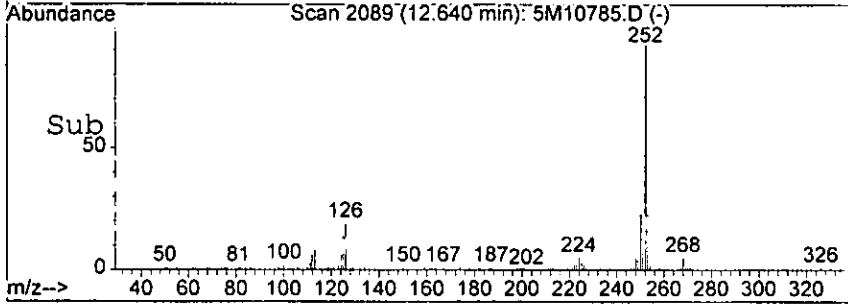
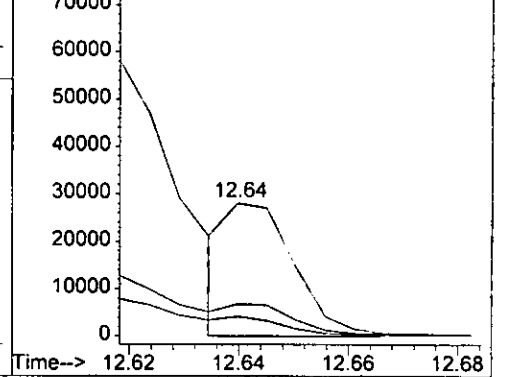
#91  
 Benzo [k] fluoranthene  
 Concen: 10.54 ng m  
 RT: 12.64 min Scan# 2089  
 Delta R.T. -0.29 min  
 Lab File: 5M10785.D  
 Acq: 15 Sep 2005 13:22

1293

Tgt Ion	Ratio	Lower	Upper
252	100		
253	24.3	0.0	62.3
125	15.0	0.0	56.6

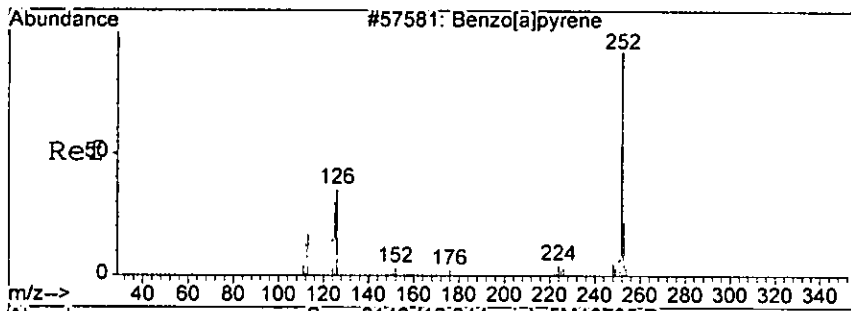


Abundance Ion 252.00 (251.70 to 252.70): 5M1078  
 Ion 253.00 (252.70 to 253.70): 5M1078  
 Ion 125.00 (124.70 to 125.70): 5M1078



*Handwritten signature*

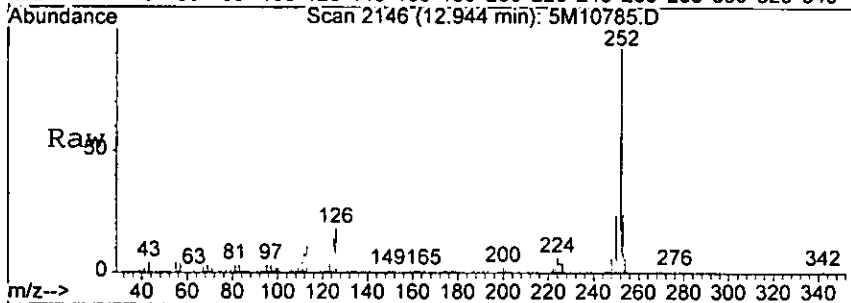




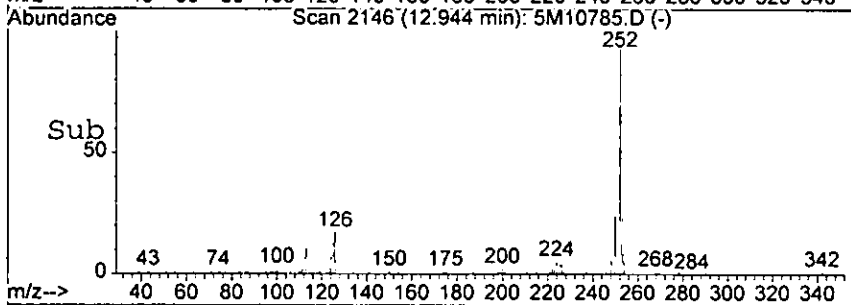
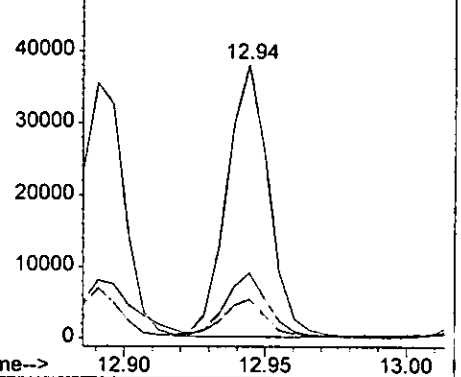
#92  
 Benzo[a]pyrene  
 Concen: 17.72 ng  
 RT: 12.94 min Scan# 2146  
 Delta R.T. -0.29 min  
 Lab File: 5M10785.D  
 Acq: 15 Sep 2005 13:22

129.4

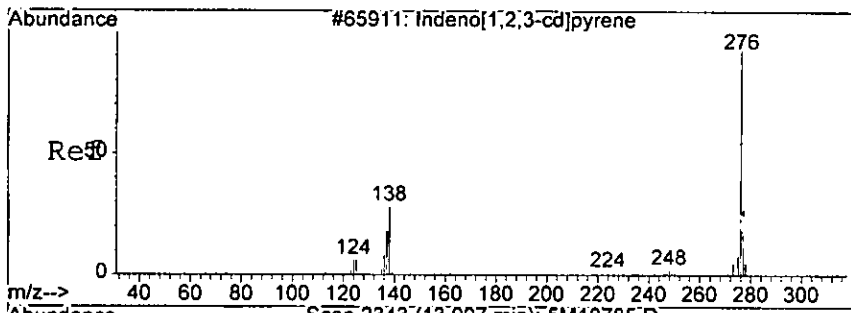
Tgt Ion	252	253	125	Resp	39207	Lower	Upper
Ion Ratio	100	23.5	13.1			0.0	61.5
						0.0	56.0



Abundance Ion 252.00 (251.70 to 252.70): 5M1078  
 Ion 253.00 (252.70 to 253.70): 5M1078  
 Ion 125.00 (124.70 to 125.70): 5M1078

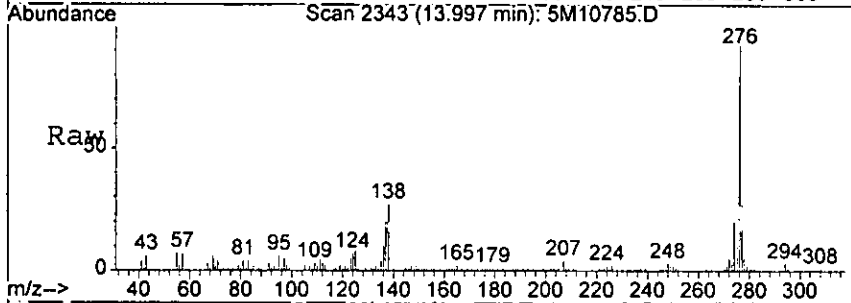


*hgoor*

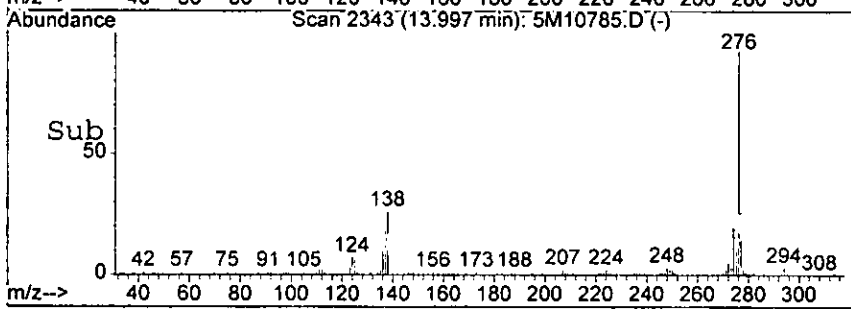
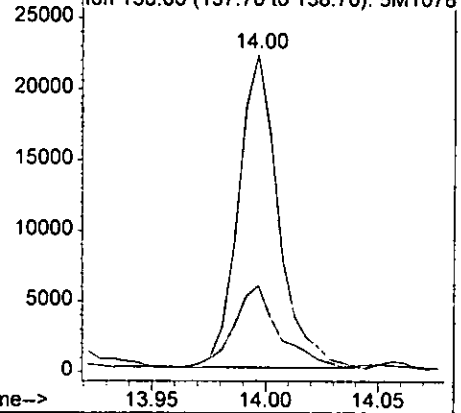


#93  
 Indeno[1,2,3-cd]pyrene  
 Concen: 11.01 ng  
 RT: 14.00 min Scan# 2343  
 Delta R.T. -0.31 min  
 Lab File: 5M10785.D  
 Acq: 15 Sep 2005 13:22

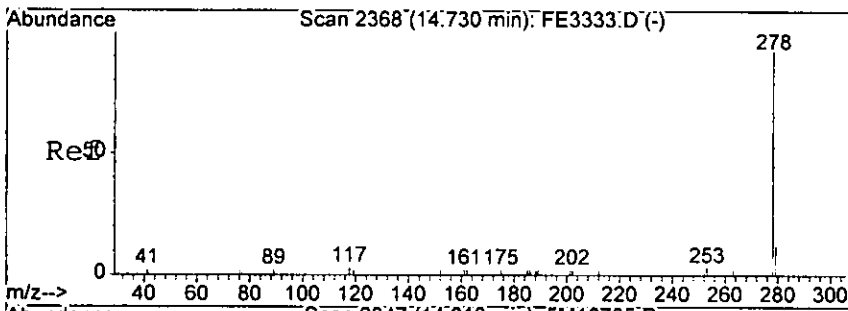
Tgt Ion: 276 Resp: 27435  
 Ion Ratio Lower Upper  
 276 100  
 138 25.9 0.0 76.1



Abundance Ion 276.00 (275.70 to 276.70): 5M1078  
 Ion 138.00 (137.70 to 138.70): 5M1078

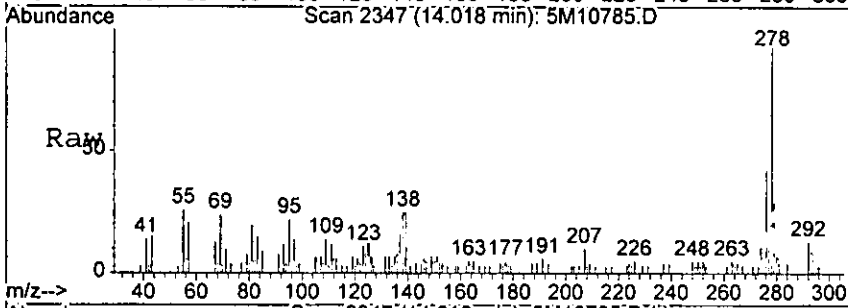


*1000*

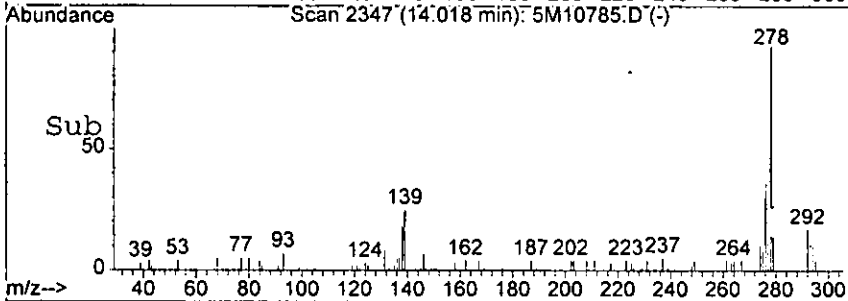
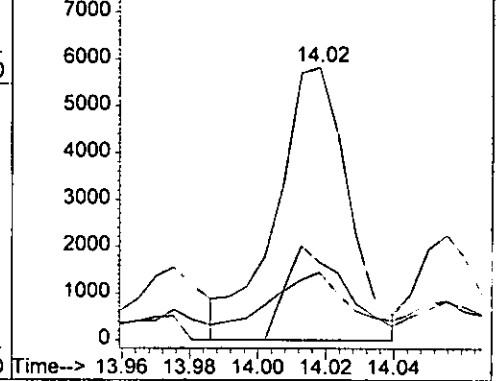


#94  
 Dibenzo[a,h]anthracene  
 Concen: 4.14 ng  
 RT: 14.02 min Scan# 2347  
 Delta R.T. -0.31 min  
 Lab File: 5M10785.D  
 Acq: 15 Sep 2005 13:22

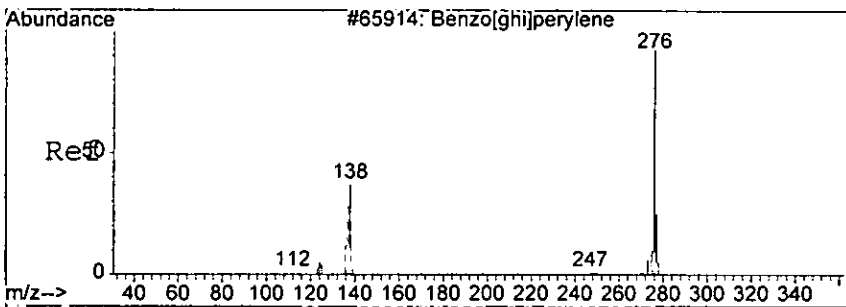
Tgt Ion	278	Resp	8603
Ion Ratio	100	Lower	Upper
139	27.4	0.0	66.7
279	25.7	0.0	62.7



Abundance Ion 278.00 (277.70 to 278.70): 5M1078  
 Ion 139.00 (138.70 to 139.70): 5M1078  
 Ion 279.00 (278.70 to 279.70): 5M1078



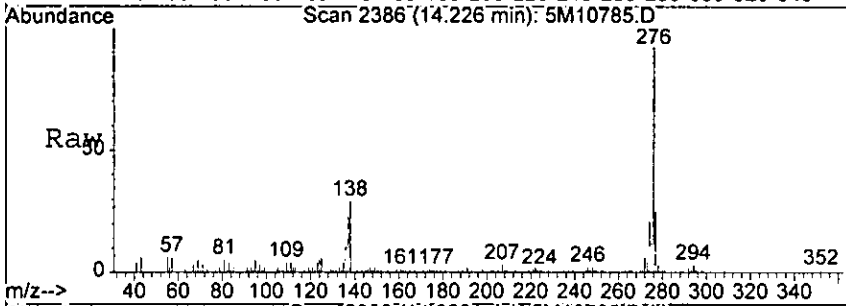
*Handwritten signature*



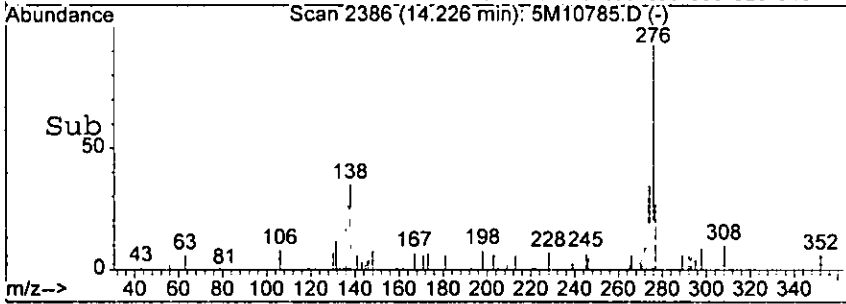
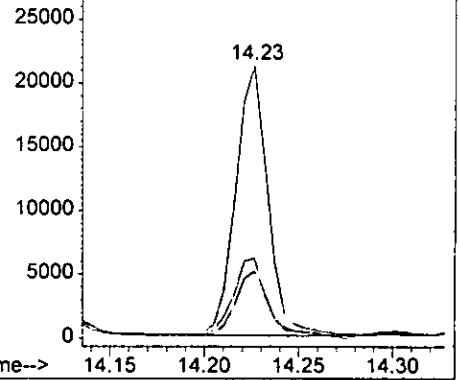
#95  
 Benzo[g,h,i]perylene  
 Concen: 12.01 ng  
 RT: 14.23 min Scan# 2386  
 Delta R.T. -0.33 min  
 Lab File: 5M10785.D  
 Acq: 15 Sep 2005 13:22

1297

Tgt Ion	Ratio	Lower	Upper
276	100		
138	28.1	0.0	78.3
277	23.8	0.0	64.0



Abundance Ion 276.00 (275.70 to 276.70): 5M1078  
 Ion 138.00 (137.70 to 138.70): 5M1078  
 Ion 277.00 (276.70 to 277.70): 5M1078



*Handwritten signature*

## Form1

## ORGANICS SEMIVOLATILE REPORT

1298

Sample Number: AC19506-028(150X)  
 Client Id: PCTP75 (11)  
 Data File: 4M06179.D  
 Analysis Date: 09/16/05 15:11  
 Date Rec/Extracted: 09/09/05-09/14/05

Matrix: Soil  
 Initial Vol: 30g  
 Final Vol: 5ml  
 Dilution: 150  
 Solids: 89

Units: mg/Kg

Cas #	Compound	RL	Conc	Cas #	Compound	RL	Conc
120-82-1	1,2,4-Trichlorobenzene	7.6	U	205-99-2	Benzo[b]fluoranthene	8.4	U
95-50-1	1,2-Dichlorobenzene	13	U	191-24-2	Benzo[g,h,i]perylene	5.3	U
122-66-7	1,2-Diphenylhydrazine	8.1	U	207-08-9	Benzo[k]fluoranthene	9.1	U
541-73-1	1,3-Dichlorobenzene	12	U	111-91-1	bis(2-Chloroethoxy)methan	6.4	U
106-46-7	1,4-Dichlorobenzene	14	U	111-44-4	bis(2-Chloroethyl)ether	15	U
95-95-4	2,4,5-Trichlorophenol	380	U	108-60-1	bis(2-chloroisopropyl)ether	9.1	U
88-06-2	2,4,6-Trichlorophenol	680	U	117-81-7	bis(2-Ethylhexyl)phthalate	25	U
120-83-2	2,4-Dichlorophenol	45	U	85-68-7	Butylbenzylphthalate	11	U
105-67-9	2,4-Dimethylphenol	39	U	86-74-8	Carbazole	8.3	U
51-28-5	2,4-Dinitrophenol	190	U	218-01-9	Chrysene	5.8	U
121-14-2	2,4-Dinitrotoluene	10	U	84-74-2	Di-n-butylphthalate	6.3	U
606-20-2	2,6-Dinitrotoluene	12	U	117-84-0	Di-n-octylphthalate	6.6	U
91-58-7	2-Chloronaphthalene	7.8	U	53-70-3	Dibenzo[a,h]anthracene	9.8	U
95-57-8	2-Chlorophenol	57	U	132-64-9	Dibenzofuran	36	U
91-57-6	2-Methylnaphthalene	36	340	84-66-2	Diethylphthalate	7.7	U
95-48-7	2-Methylphenol	130	U	131-11-3	Dimethylphthalate	6.4	U
88-74-4	2-Nitroaniline	20	U	206-44-0	Fluoranthene	8.1	U
88-75-5	2-Nitrophenol	33	U	86-73-7	Fluorene	7.1	U
106-44-5	3&4-Methylphenol	150	U	118-74-1	Hexachlorobenzene	13	U
91-94-1	3,3'-Dichlorobenzidine	62	U	87-68-3	Hexachlorobutadiene	12	U
99-09-2	3-Nitroaniline	120	U	77-47-4	Hexachlorocyclopentadiene	75	U
534-52-1	4,6-Dinitro-2-methylphenol	53	U	67-72-1	Hexachloroethane	21	U
101-55-3	4-Bromophenyl-phenylether	11	U	193-39-5	Indeno[1,2,3-cd]pyrene	3.9	U
59-50-7	4-Chloro-3-methylphenol	71	U	78-59-1	Isophorone	8.7	U
106-47-8	4-Chloroaniline	220	U	621-64-7	N-Nitroso-di-n-propylamine	14	U
7005-72-3	4-Chlorophenyl-phenylether	13	U	62-75-9	N-Nitrosodimethylamine	330	U
100-01-6	4-Nitroaniline	69	U	86-30-6	n-Nitrosodiphenylamine	13	U
100-02-7	4-Nitrophenol	50	U	91-20-3	Naphthalene	6.6	2700
83-32-9	Acenaphthene	12	U	98-95-3	Nitrobenzene	11	U
208-96-8	Acenaphthylene	6.5	U	87-86-5	Pentachlorophenol	35	U
120-12-7	Anthracene	7.4	U	85-01-8	Phenanthrene	6.5	35
92-87-5	Benzdine	64	U	108-95-2	Phenol	43	U
56-55-3	Benzo[a]anthracene	4.9	U	129-00-0	Pyrene	6.5	U
50-32-8	Benzo[a]pyrene	6.5	U				

Worksheet #: 19611

Total Target Concentration 3075

U - Indicates the compound was analyzed but not detected.  
 B - Indicates the analyte was found in the blank as well as in the sample.  
 E - Indicates the analyte concentration exceeds the calibration range of the instrument.

R - Retention Time Out  
 J - Indicates an estimated value when a compound is detected at less than the specified detection limit.

Data File : G:\GcMsData\2005\Gcms\_4\Data\09-16-05\4M06179.D Vial: 133  
 Acq On : 16 Sep 2005 15:11 Operator: AHD  
 Sample : AC19506-028(150X) Inst : GCMS\_4  
 Misc : S,BNA:750 Multiplr: 1.00  
 MS Integration Params: RTEINT.P  
 Quant Time: Sep 22 16:27 2005 Quant Results File: 4M\_0916.RES

Quant Method : G:\GCMSDATA\2005\GCMS\_4\METHODS\4M\_0916.M (RTE Integrator)  
 Title : @GCMS\_4,mg,625,8270  
 Last Update : Fri Sep 16 14:24:15 2005  
 Response via : Initial Calibration  
 DataAcq Meth : 4M\_0916

Internal Standards	R.T.	QIon	Response	Conc	Units	Dev (Min)
1) 1,4-Dichlorobenzene-d4	4.51	152	37116	40.00	ng	0.00
19) Naphthalene-d8	5.50	136	108775	40.00	ng	0.00
35) Acenaphthene-d10	7.00	164	54683	40.00	ng	0.00
59) Phenanthrene-d10	8.55	188	87905	40.00	ng	0.00
72) Chrysene-d12	11.68	240	63772	40.00	ng	0.00
81) Perylene-d12	13.48	264	46680	40.00	ng	0.00
System Monitoring Compounds						
4) 2-Fluorophenol	0.00	112	0	0.00	ng	
Spiked Amount	200.000		Recovery	=	0.00%	
7) Phenol-d5	0.00	99	0	0.00	ng	
Spiked Amount	200.000		Recovery	=	0.00%	
20) Nitrobenzene-d5	0.00	128	0	0.00	ng	
Spiked Amount	100.000		Recovery	=	0.00%	
40) 2-Fluorobiphenyl	0.00	172	0	0.00	ng	
Spiked Amount	100.000		Recovery	=	0.00%	
62) 2,4,6-Tribromophenol	0.00	332	0	0.00	ng	
Spiked Amount	200.000		Recovery	=	0.00%	
75) Terphenyl-d14	0.00	244	0	0.00	ng	
Spiked Amount	100.000		Recovery	=	0.00%	
Target Compounds						Qvalue
29) Naphthalene	5.52	128	275815	96.74	ng	98
33) 2-Methylnaphthalene	6.08	142	22802	12.19	ng	98
67) Phenanthrene	8.58	178	3033	1.24	ng	73

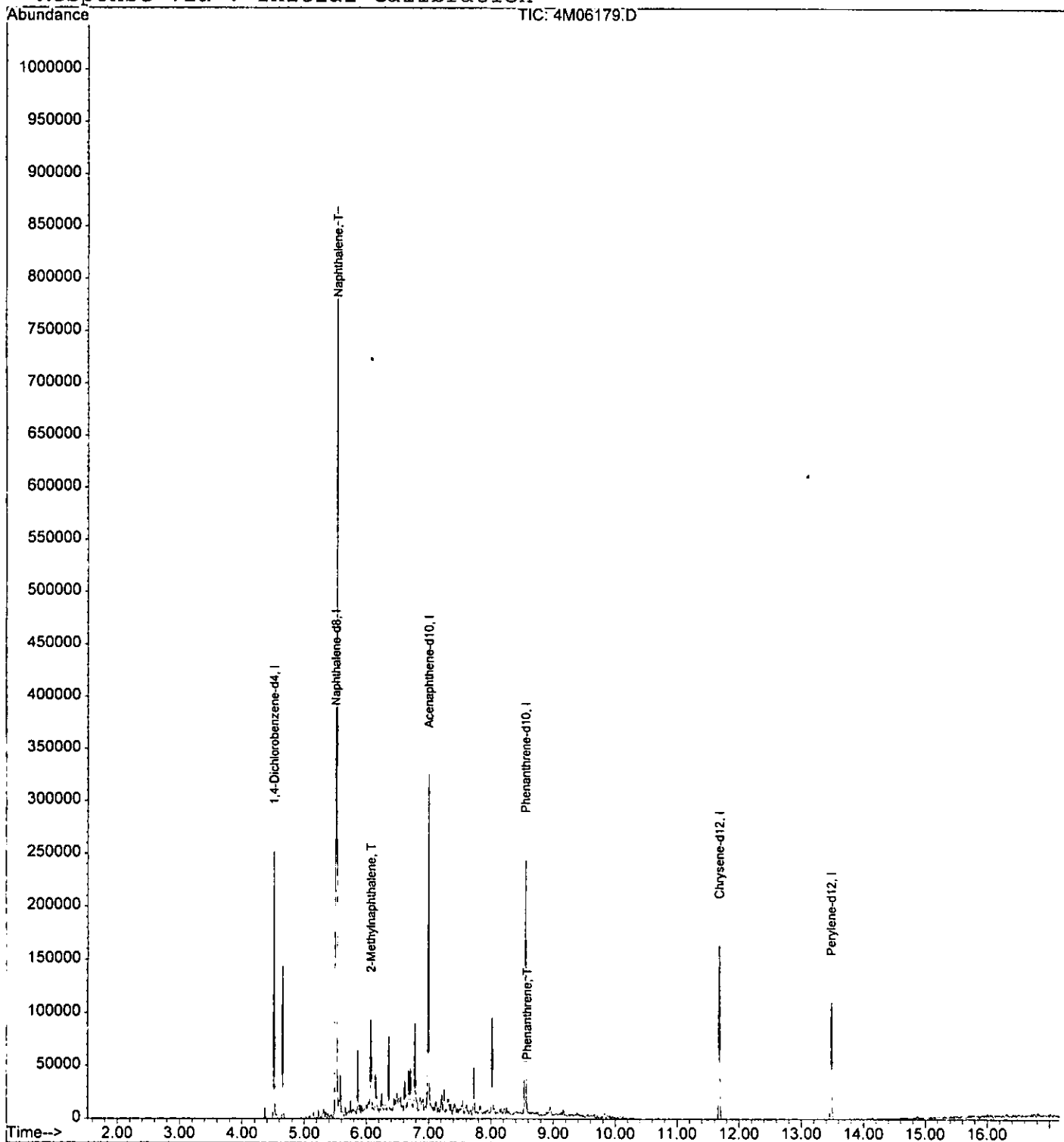
*Handwritten signature*

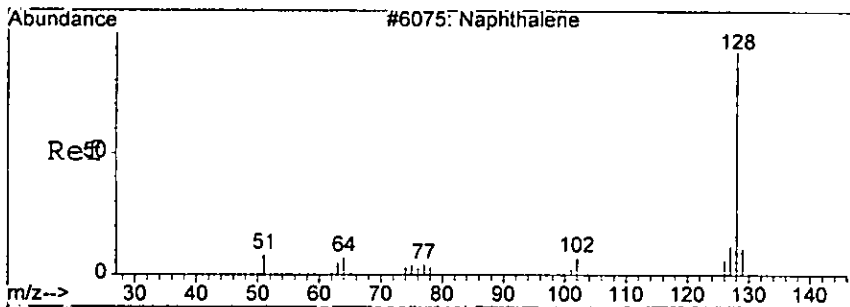
Quantitation Report

Data File : G:\GcMsData\2005\Gcms\_4\Data\09-16-05\4M06179.D Vial: 1  
Acq On : 16 Sep 2005 15:11 Operator: AHD  
Sample : AC19506-028(150X) Inst : GCMS  
Misc : S,BNA:750 Multiplr: 1.00  
MS Integration Params: RTEINT.P  
Quant Time: Sep 22 16:27 2005

Quant Results File: 4M\_0916.RES

Method : G:\GCMSDATA\2005\GCMS\_4\METHODS\4M\_0916.M (RTE Integrator)  
Title : @GCMS\_4,mg,625,8270  
Last Update : Fri Sep 16 14:24:15 2005  
Response via : Initial Calibration



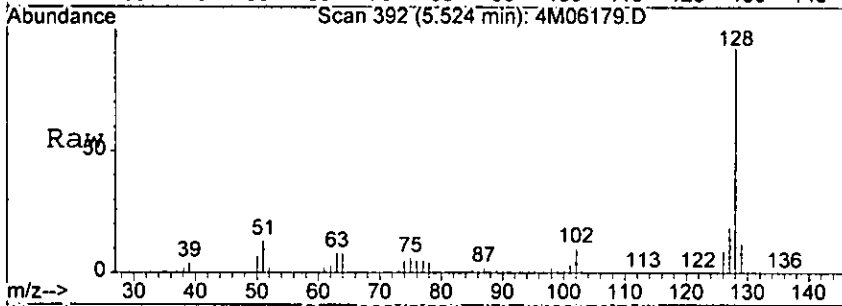


#29  
 Naphthalene  
 Concn: 96.74 ng  
 RT: 5.52 min Scan# 392  
 Delta R.T. 0.00 min  
 Lab File: 4M06179.D  
 Acq: 16 Sep 2005 15:11

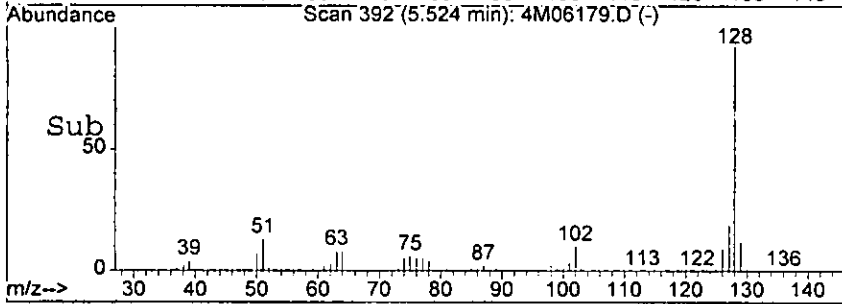
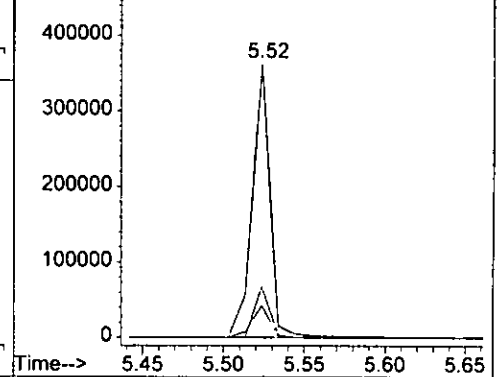
138

Tgt Ion:128 Resp: 275815

Ion	Ratio	Lower	Upper
128	100		
129	11.7	0.0	51.8
127	18.7	0.0	57.0

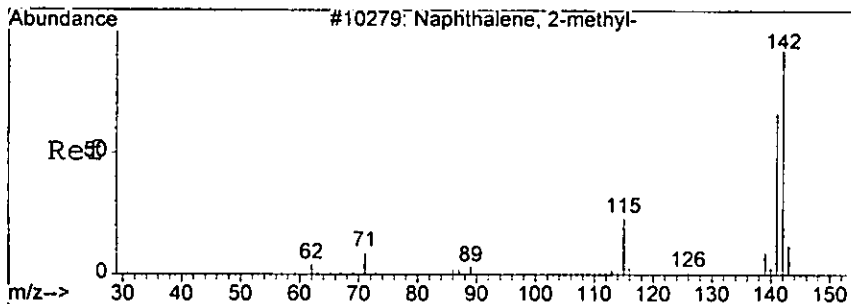


Abundance Ion 128.00 (127.70 to 128.70): 4M0617,  
 Ion 129.00 (128.70 to 129.70): 4M0617,  
 Ion 127.00 (126.70 to 127.70): 4M0617,

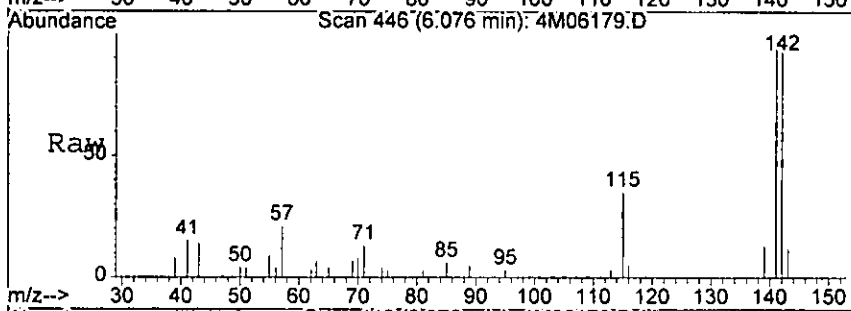


*19200*

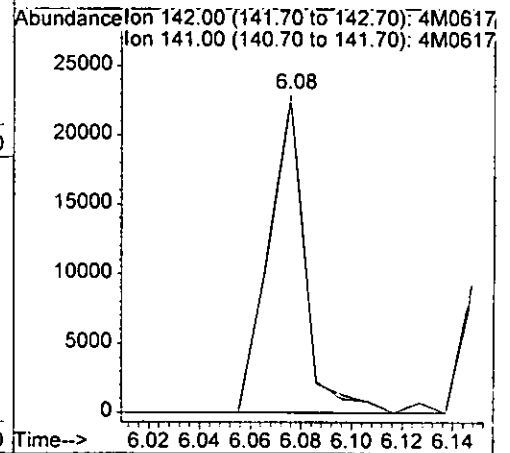
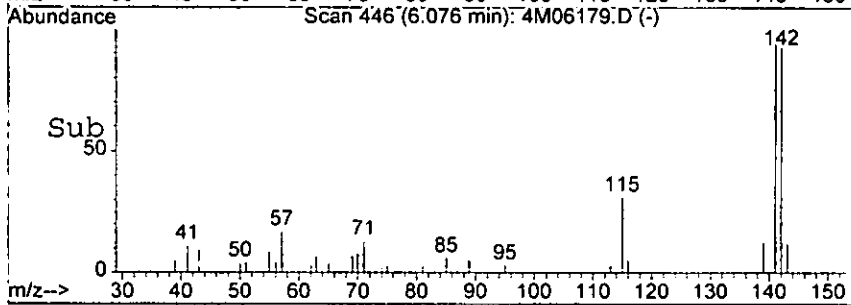




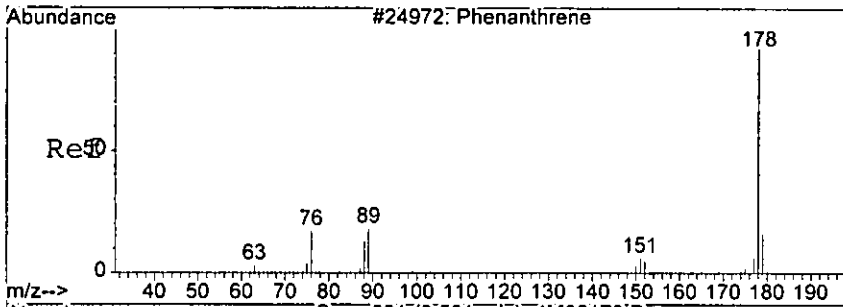
#33  
 2-Methylnaphthalene  
 Concen: 12.19 ng  
 RT: 6.08 min Scan# 446  
 Delta R.T. 0.00 min  
 Lab File: 4M06179.D  
 Acq: 16 Sep 2005 15:11



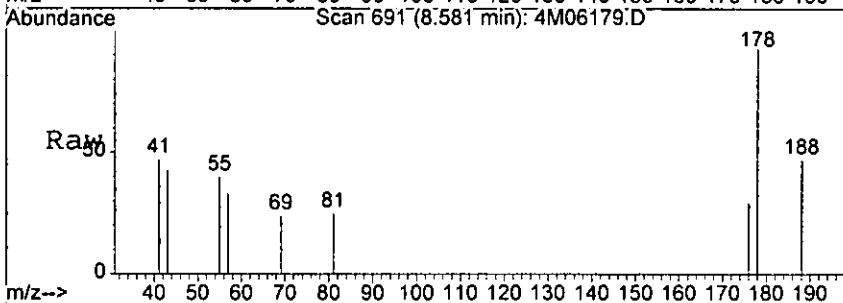
Tgt Ion: 142 Resp: 22802  
 Ion Ratio Lower Upper  
 142 100  
 141 97.5 55.7 135.7



*1900*

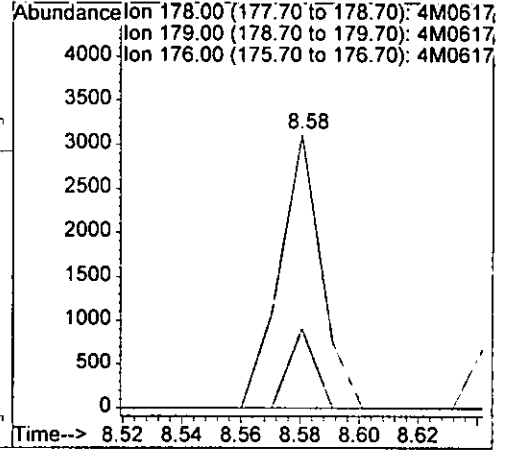
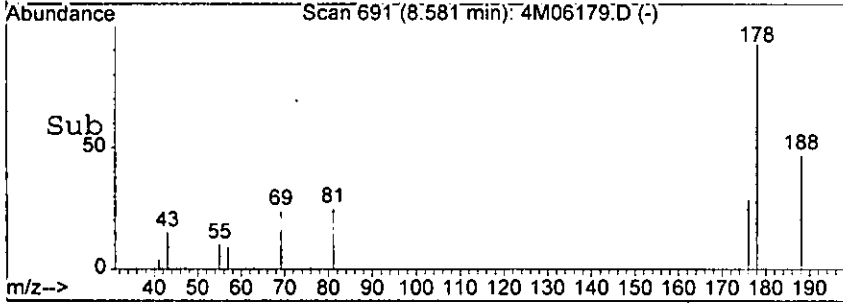


#67  
 Phenanthrene  
 Concen: 1.24 ng  
 RT: 8.58 min Scan# 691  
 Delta R.T. 0.00 min  
 Lab File: 4M06179.D  
 Acq: 16 Sep 2005 15:11



Tgt Ion: 178 Resp: 3033

Ion	Ratio	Lower	Upper
178	100		
179	0.0	0.0	56.6
176	29.1	0.0	60.5



*Handwritten signature*

## Form1

## ORGANICS SEMIVOLATILE REPORT

Sample Number: AC19506-029  
 Client Id: PCTP74 (0.5)  
 Data File: 5M10782.D  
 Analysis Date: 09/15/05 12:17  
 Date Rec/Extracted: 09/09/05-09/14/05

Matrix: Soil  
 Initial Vol: 30g  
 Final Vol: 1ml  
 Dilution: 1  
 Solids: 92

Units: mg/Kg

Cas #	Compound	RL	Conc	Cas #	Compound	RL	Conc
120-82-1	1,2,4-Trichlorobenzene	0.0063	U	205-99-2	Benzo[b]fluoranthene	0.010	3.4
95-50-1	1,2-Dichlorobenzene	0.015	U	191-24-2	Benzo[g,h,i]perylene	0.0052	1.3
122-66-7	1,2-Diphenylhydrazine	0.012	U	207-08-9	Benzo[k]fluoranthene	0.013	1.0
541-73-1	1,3-Dichlorobenzene	0.010	U	111-91-1	bis(2-Chloroethoxy)methan	0.0085	U
106-46-7	1,4-Dichlorobenzene	0.0064	U	111-44-4	bis(2-Chloroethyl)ether	0.016	U
95-95-4	2,4,5-Trichlorophenol	0.056	U	108-60-1	bis(2-chloroisopropyl)ether	0.0075	U
88-06-2	2,4,6-Trichlorophenol	0.027	U	117-81-7	bis(2-Ethylhexyl)phthalat	0.023	0.13
120-83-2	2,4-Dichlorophenol	0.048	U	85-68-7	Butylbenzylphthalate	0.0098	U
105-67-9	2,4-Dimethylphenol	0.031	U	86-74-8	Carbazole	0.0070	0.18
51-28-5	2,4-Dinitrophenol	0.067	U	218-01-9	Chrysene	0.010	2.7
121-14-2	2,4-Dinitrotoluene	0.013	U	84-74-2	Di-n-butylphthalate	0.0073	U
606-20-2	2,6-Dinitrotoluene	0.016	U	117-84-0	Di-n-octylphthalate	0.012	U
91-58-7	2-Chloronaphthalene	0.0041	U	53-70-3	Dibenzo[a,h]anthracene	0.0066	0.42
95-57-8	2-Chlorophenol	0.067	U	132-64-9	Dibenzofuran	0.047	0.12
91-57-6	2-Methylnaphthalene	0.062	U	84-66-2	Diethylphthalate	0.0085	U
95-48-7	2-Methylphenol	0.14	U	131-11-3	Dimethylphthalate	0.0062	U
88-74-4	2-Nitroaniline	0.047	U	206-44-0	Fluoranthene	0.0060	6.7
88-75-5	2-Nitrophenol	0.045	U	86-73-7	Fluorene	0.0087	0.31
106-44-5	3&4-Methylphenol	0.13	U	118-74-1	Hexachlorobenzene	0.015	U
91-94-1	3,3'-Dichlorobenzidine	0.064	U	87-68-3	Hexachlorobutadiene	0.0089	U
99-09-2	3-Nitroaniline	0.091	U	77-47-4	Hexachlorocyclopentadiene	0.098	U
534-52-1	4,6-Dinitro-2-methylphenol	0.069	U	67-72-1	Hexachloroethane	0.013	U
101-55-3	4-Bromophenyl-phenylether	0.015	U	193-39-5	Indeno[1,2,3-cd]pyrene	0.0061	1.2
59-50-7	4-Chloro-3-methylphenol	0.073	U	78-59-1	Isophorone	0.19	U
106-47-8	4-Chloroaniline	0.25	U	621-64-7	N-Nitroso-di-n-propylamine	0.012	U
7005-72-3	4-Chlorophenyl-phenylether	0.010	U	62-75-9	N-Nitrosodimethylamine	0.40	U
100-01-6	4-Nitroaniline	0.054	U	86-30-6	n-Nitrosodiphenylamine	0.0099	U
100-02-7	4-Nitrophenol	0.051	U	91-20-3	Naphthalene	0.0035	0.071
83-32-9	Acenaphthene	0.0060	0.27	98-95-3	Nitrobenzene	0.010	U
208-96-8	Acenaphthylene	0.0055	0.082	87-86-5	Pentachlorophenol	0.035	U
120-12-7	Anthracene	0.0072	1.2	85-01-8	Phenanthrene	0.0081	3.5
92-87-5	Benzidine	0.37	U	108-95-2	Phenol	0.060	U
56-55-3	Benzo[a]anthracene	0.0051	2.9	129-00-0	Pyrene	0.0083	5.4
50-32-8	Benzo[a]pyrene	0.0060	2.4				

Worksheet #: 19611

Total Target Concentration 33.283

U - Indicates the compound was analyzed but not detected.  
 B - Indicates the analyte was found in the blank as well as in the sample.  
 E - Indicates the analyte concentration exceeds the calibration range of the instrument.

R - Retention Time Out  
 J - Indicates an estimated value when a compound is detected at less than the specified detection limit.

Data File : G:\GcMsData\2005\Gcms\_5\Data\09-15-05\5M10782.D Vial: 1  
 Acq On : 15 Sep 2005 12:17 Operator: AHD  
 Sample : AC19506-029 Inst : GCMS\_5  
 Misc : S,BNA Multiplr: 1.00

MS Integration Params: RTEINT.P

Quant Time: Sep 22 16:01 2005

Quant Results File: 5M\_0817.RES

Quant Method : G:\GCMSDATA\2005\GCMS\_5\METHODS\5M\_0817.M (RTE Integrator)  
 Title : @GCMS\_5,mg,625,8270  
 Last Update : Wed Aug 17 10:45:54 2005  
 Response via : Initial Calibration  
 DataAcq Meth : 5M\_RUN5

Internal Standards	R.T.	QIon	Response	Conc	Units	Dev (Min)
1) 1,4-Dichlorobenzene-d4	4.82	152	19845	40.00	ng	-0.19
20) Naphthalene-d8	5.88	136	85512	40.00	ng	-0.18
36) Acenaphthene-d10	7.19	164	55231	40.00	ng	-0.20
61) Phenanthrene-d10	8.50	188	107002	40.00	ng	-0.24
77) Chrysene-d12	11.44	240	86683	40.00	ng	-0.27
88) Perylene-d12	13.00	264	57300	40.00	ng	-0.29
System Monitoring Compounds						
4) 2-Fluorophenol	3.39	112	76561	122.75	ng	-0.27
Spiked Amount	200.000		Recovery	=	61.38%	
8) Phenol-d5	4.54	99	112080	136.04	ng	-0.18
Spiked Amount	200.000		Recovery	=	68.02%	
21) Nitrobenzene-d5	5.31	128	20858	57.38	ng	-0.18
Spiked Amount	100.000		Recovery	=	57.38%	
41) 2-Fluorobiphenyl	6.69	172	106277	58.85	ng	-0.17
Spiked Amount	100.000		Recovery	=	58.85%	
64) 2,4,6-Tribromophenol	7.85	330	31448	132.73	ng	-0.22
Spiked Amount	200.000		Recovery	=	66.36%	
80) Terphenyl-d14	10.25	244	141559	65.66	ng	-0.26
Spiked Amount	100.000		Recovery	=	65.66%	
Target Compounds						
30) Naphthalene	5.89	128	4410	1.96	ng	99
47) Acenaphthylene	7.08	152	5666	2.27	ng	98
50) Acenaphthene	7.21	153	11646	7.51	ng	98
53) Dibenzofuran	7.35	168	7437	3.22	ng	99
57) Fluorene	7.64	166	15819	8.68	ng	96
70) Phenanthrene	8.53	178	296201	97.62	ng	99
71) Anthracene	8.57	178	103321	33.07	ng	98
72) Carbazole	8.75	167	13816	4.93	ng	99
76) Fluoranthene	9.79	202	621692	184.95	ng	98
78) Pyrene	10.03	202	516045	148.66	ng	98
85) Benzo[a]anthracene	11.43	228	266253	80.86	ng	97
86) Chrysene	11.47	228	223444	75.37	ng	97
87) bis(2-Ethylhexyl)phthalate	11.58	149	7310	3.68	ng	94
90) Benzo[b]fluoranthene	12.62	252	220889	95.06	ng	98
91) Benzo[k]fluoranthene	12.65	252	66398m	28.97	ng	
92) Benzo[a]pyrene	12.95	252	143636	65.27	ng	96
93) Indeno[1,2,3-cd]pyrene	14.00	276	84458	34.07	ng	85
94) Dibenzo[a,h]anthracene	14.02	278	23741	11.50	ng	90
95) Benzo[g,h,i]perylene	14.23	276	74608	35.93	ng	90

(#) = qualifier out of range (m) = manual integration

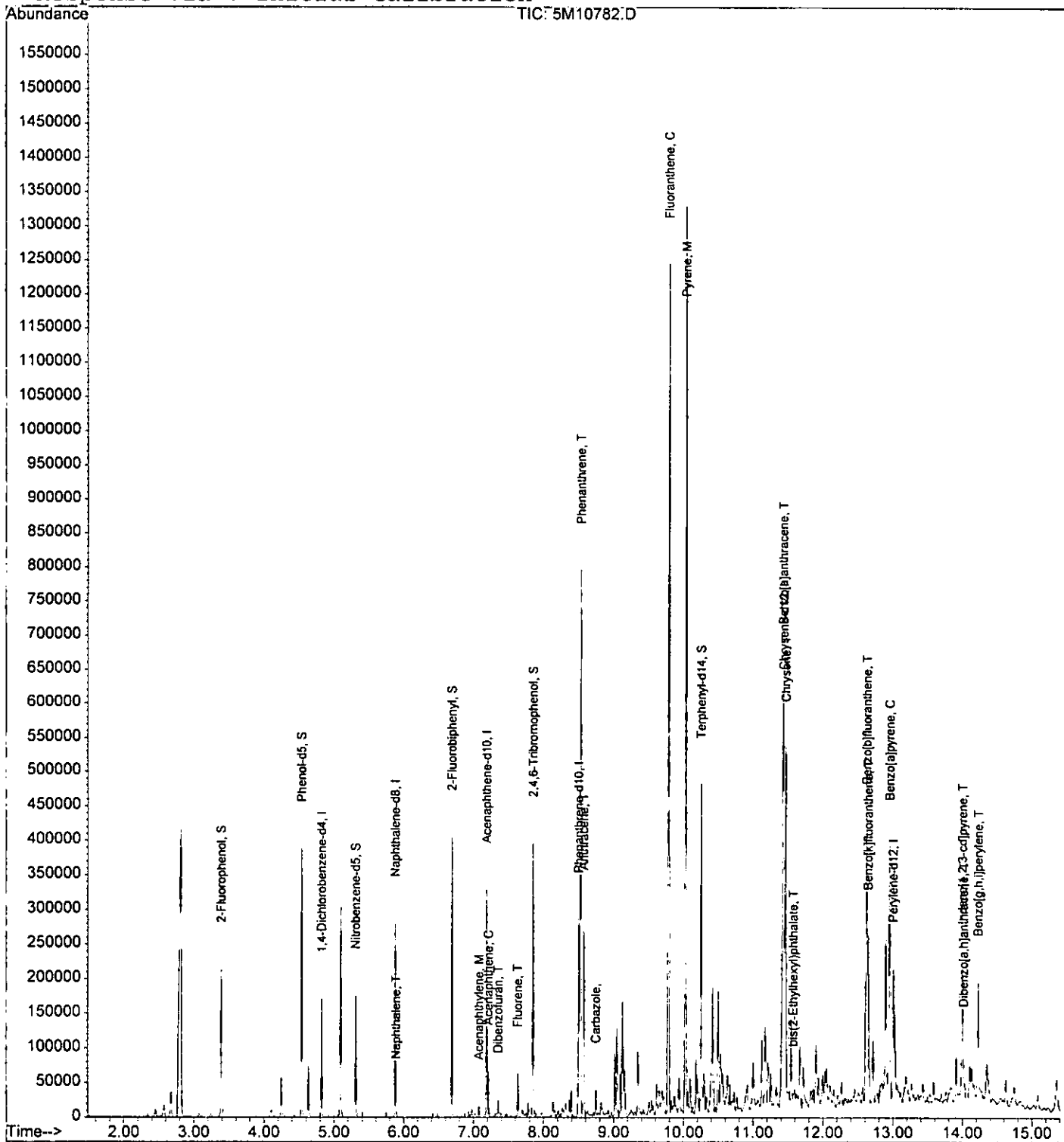
*MAA*

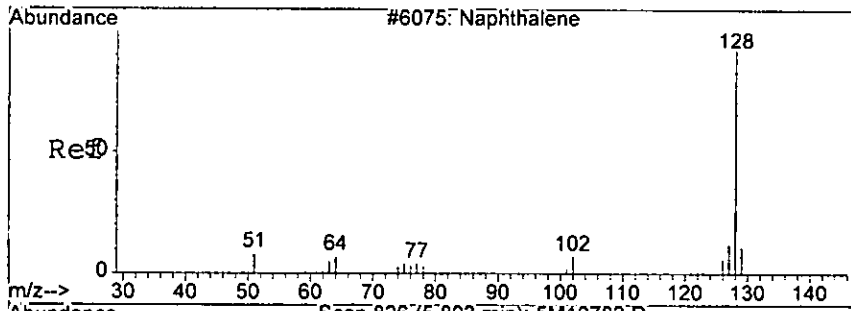
Quantitation Report

Data File : G:\GcMsData\2005\Gcms\_5\Data\09-15-05\5M10782.D Vial: 1  
 Acq On : 15 Sep 2005 12:17 Operator: AHD  
 Sample : AC19506-029 Inst : GCMS  
 Misc : S,BNA Multiplr: 1.00  
 MS Integration Params: RTEINT.P  
 Quant Time: Sep 22 16:01 2005

Quant Results File: 5M\_0817.RES

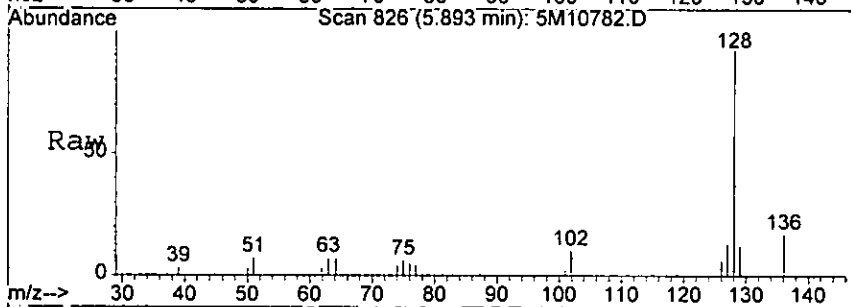
Method : G:\GCMSDATA\2005\GCMS\_5\METHODS\5M\_0817.M (RTE Integrator)  
 Title : @GCMS\_5,mg,625,8270  
 Last Update : Wed Aug 17 10:45:54 2005  
 Response via : Initial Calibration



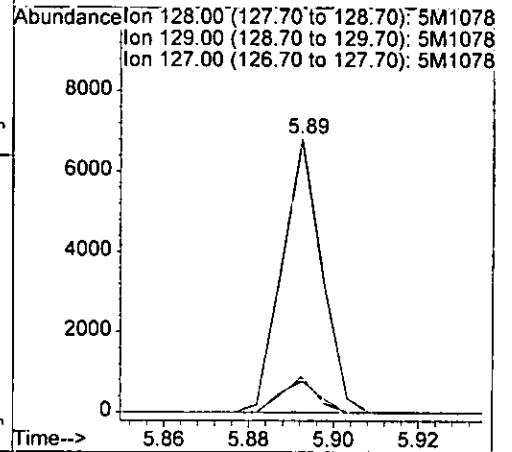
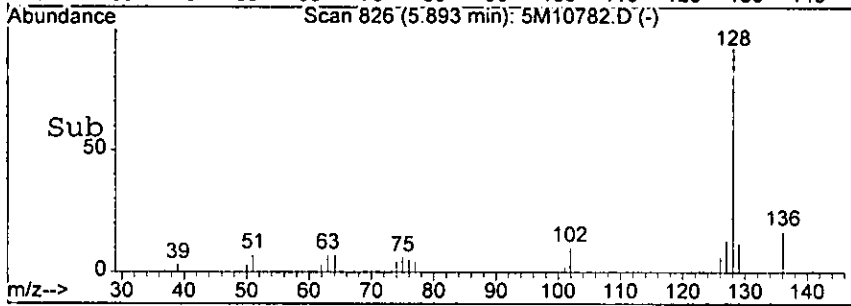


#30  
 Naphthalene  
 Concen: 1.96 ng  
 RT: 5.89 min Scan# 826  
 Delta R.T. -0.18 min  
 Lab File: 5M10782.D  
 Acq: 15 Sep 2005 12:17

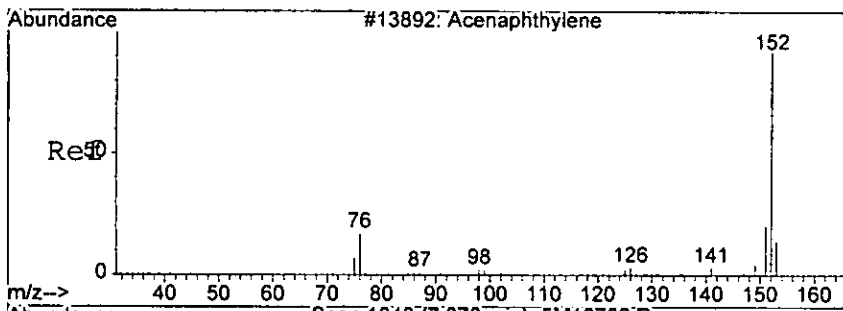
138



Tgt Ion	Resp	Lower	Upper
128	4410	100	100
129	11.6	0.0	50.9
127	12.9	0.0	52.6

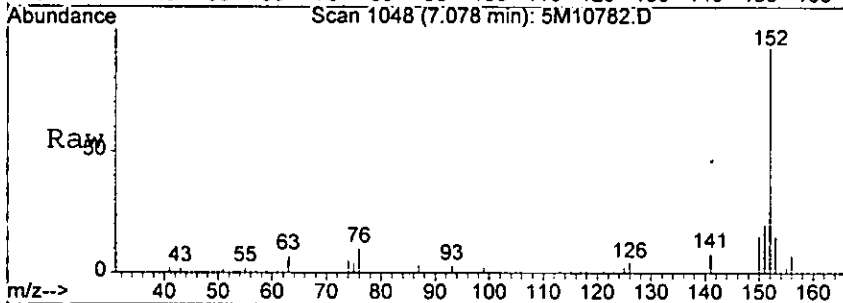


*hoo*



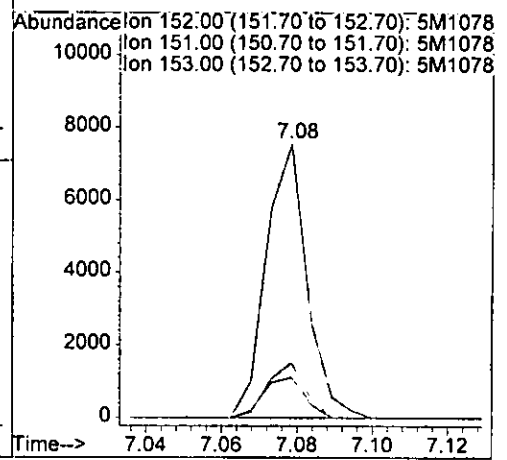
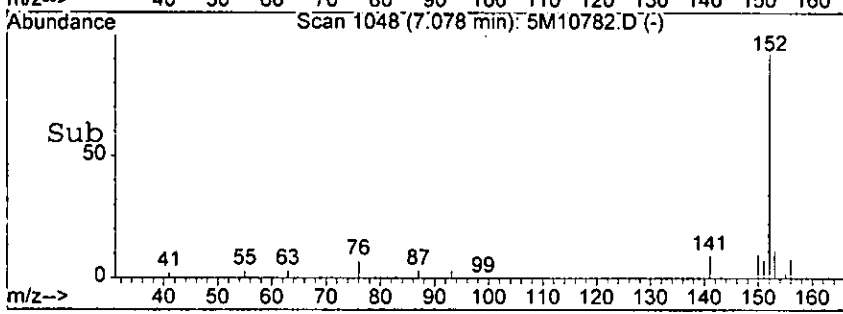
#47  
 Acenaphthylene  
 Concen: 2.27 ng  
 RT: 7.08 min Scan# 1048  
 Delta R.T. -0.19 min  
 Lab File: 5M10782.D  
 Acq: 15 Sep 2005 12:17

13892

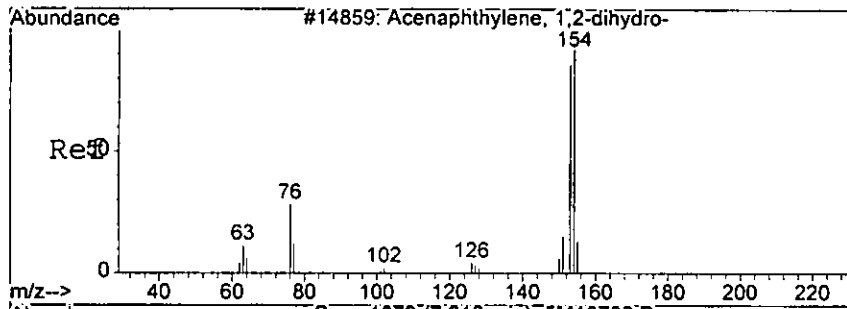


Tgt Ion: 152 Resp: 5666

Ion	Ratio	Lower	Upper
152	100		
151	20.1	0.0	59.1
153	14.7	0.0	53.9



*Handwritten signature*

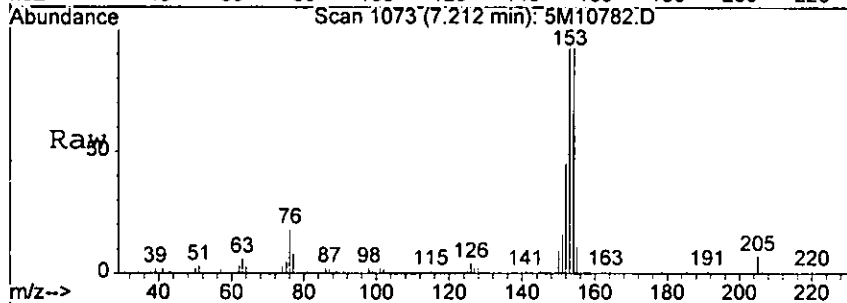


#50  
 Acenaphthene  
 Concen: 7.51 ng  
 RT: 7.21 min Scan# 1073  
 Delta R.T. -0.20 min  
 Lab File: 5M10782.D  
 Acq: 15 Sep 2005 12:17

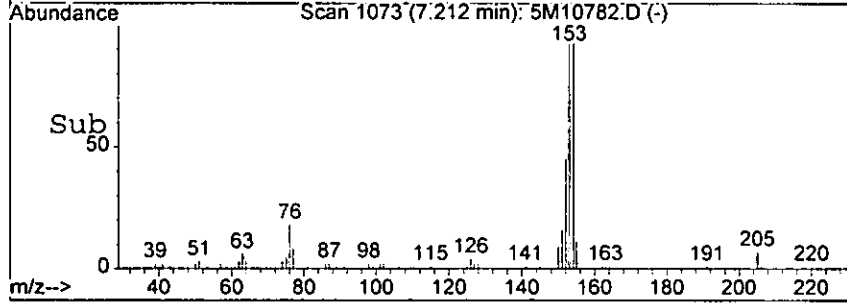
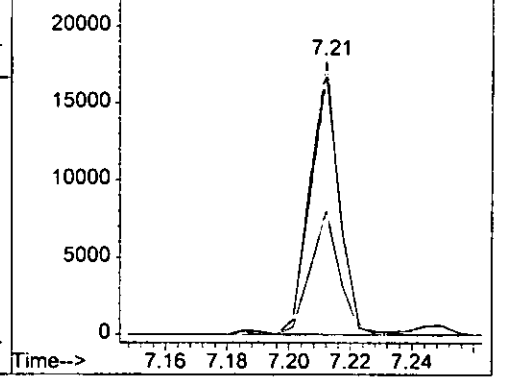
13000

Tgt Ion: 153 Resp: 11646

Ion	Ratio	Lower	Upper
153	100		
152	45.3	5.1	85.1
154	94.5	57.6	137.6

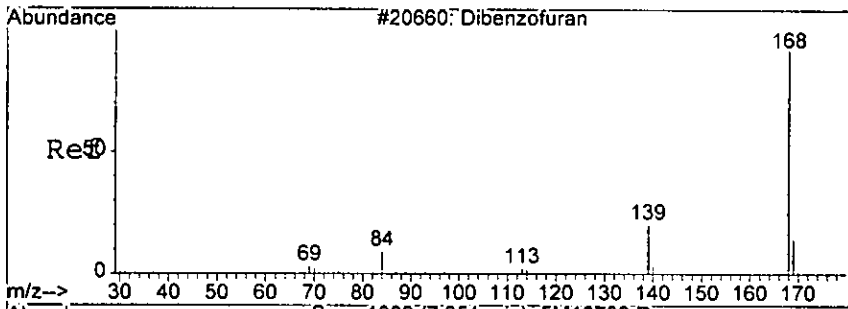


Abundance Ion 153.00 (152.70 to 153.70): 5M1078  
 Ion 152.00 (151.70 to 152.70): 5M1078  
 Ion 154.00 (153.70 to 154.70): 5M1078



*hass*

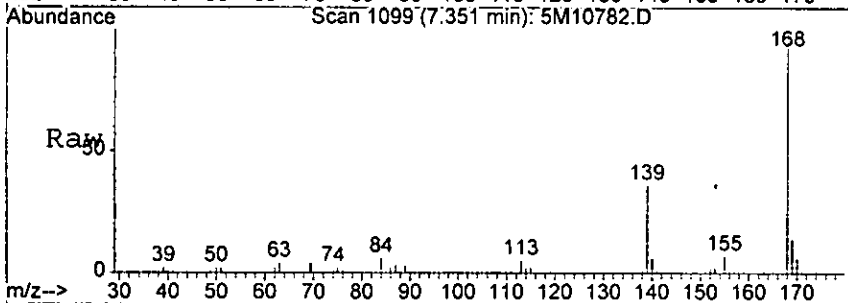




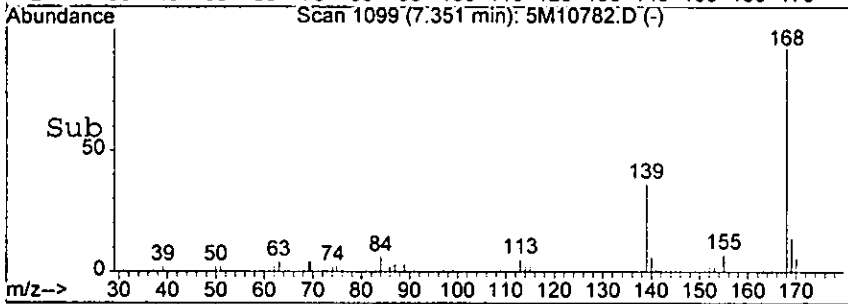
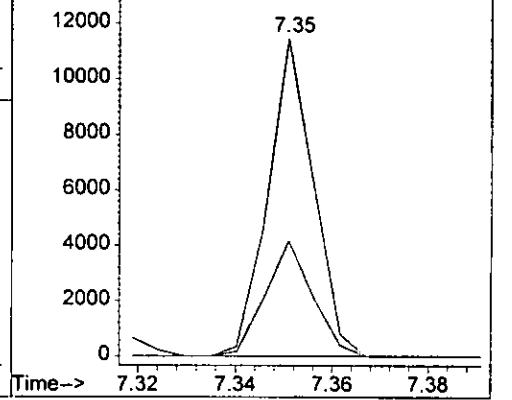
#53  
 Dibenzofuran  
 Concen: 3.22 ng  
 RT: 7.35 min Scan# 1099  
 Delta R.T. -0.21 min  
 Lab File: 5M10782.D  
 Acq: 15 Sep 2005 12:17

13119

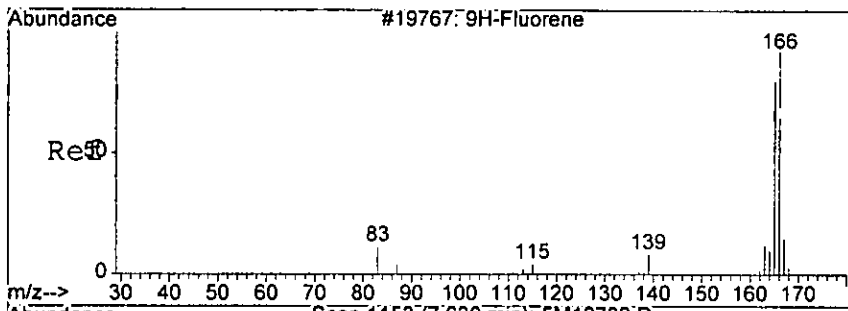
Tgt Ion: 168 Resp: 7437  
 Ion Ratio Lower Upper  
 168 100  
 139 36.3 7.1 67.1



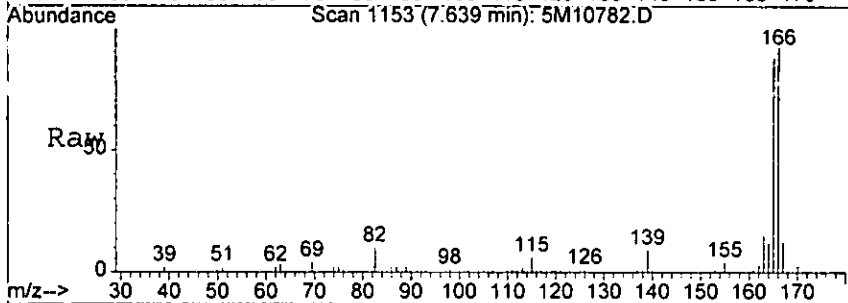
Abundance Ion 168.00 (167.70 to 168.70): 5M1078  
 Ion 139.00 (138.70 to 139.70): 5M1078



*hgar*

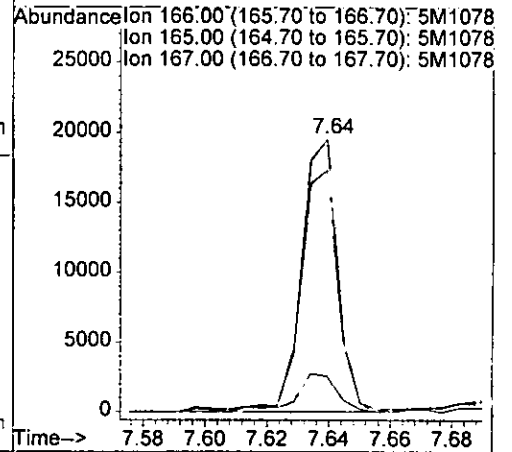
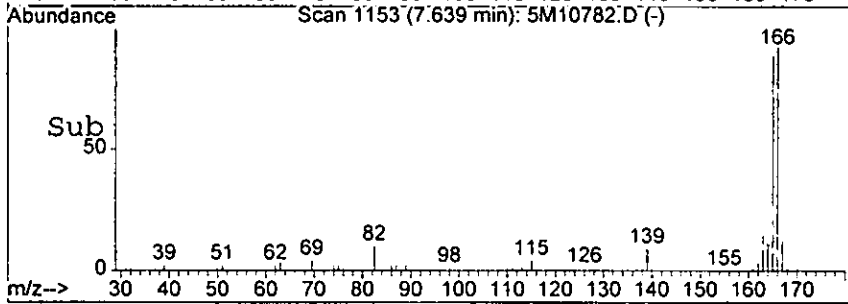


#57  
 Fluorene  
 Concen: 8.68 ng  
 RT: 7.64 min Scan# 1153  
 Delta R.T. -0.22 min  
 Lab File: 5M10782.D  
 Acq: 15 Sep 2005 12:17

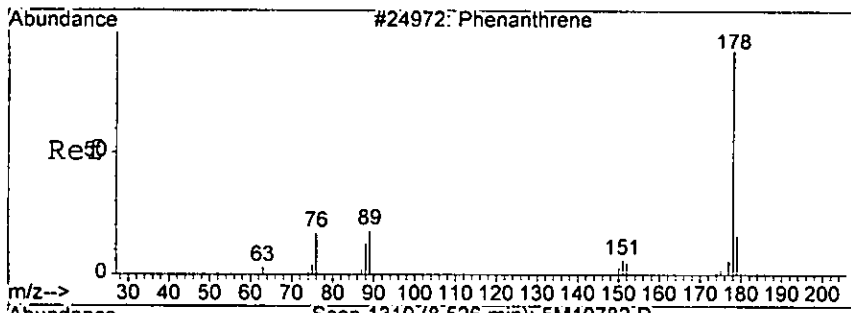


Tgt Ion: 166 Resp: 15819

Ion	Ratio	Lower	Upper
166	100		
165	87.8	52.1	132.1
167	13.2	0.0	53.7



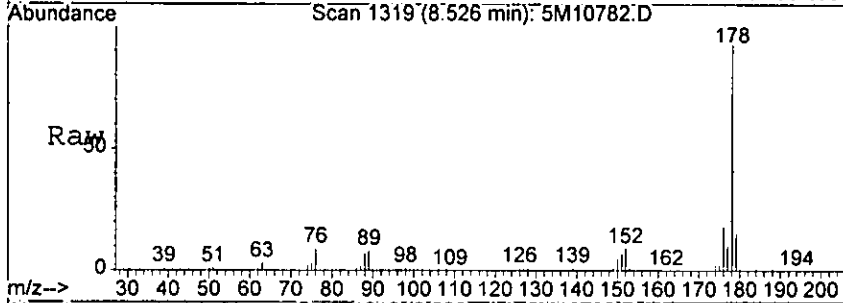
*Handwritten signature*



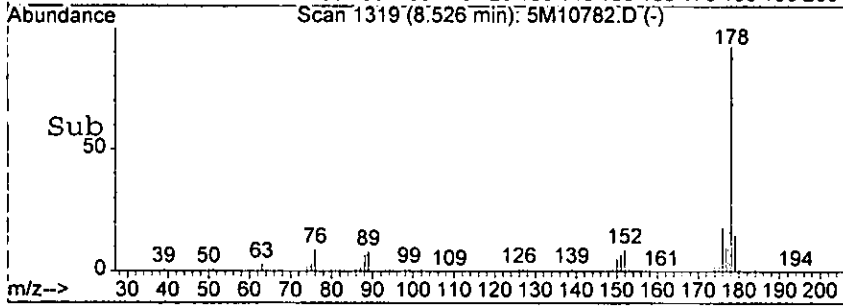
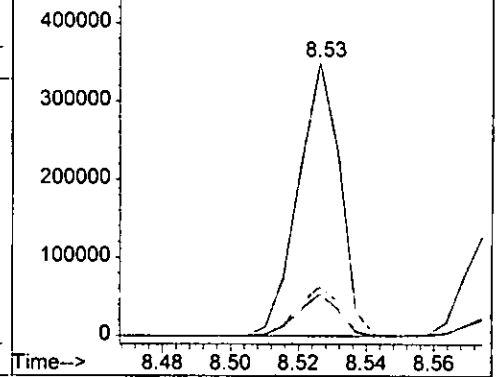
#70  
 Phenanthrene  
 Concen: 97.62 ng  
 RT: 8.53 min Scan# 1319  
 Delta R.T. -0.24 min  
 Lab File: 5M10782.D  
 Acq: 15 Sep 2005 12:17

1319

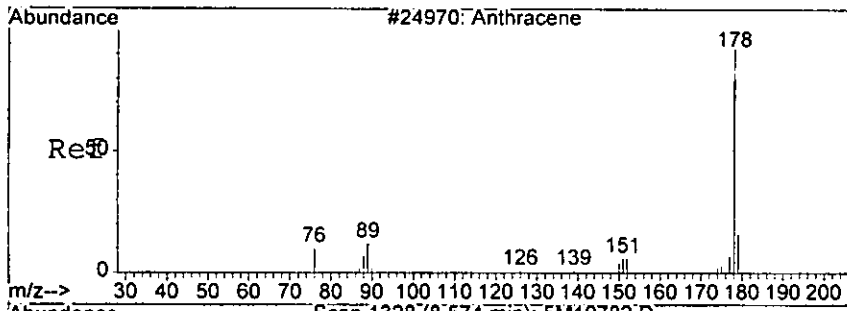
Tgt Ion	Resp	Lower	Upper
178	296201		
179	15.3	0.0	54.9
176	17.9	0.0	57.7



Abundance Ion 178.00 (177.70 to 178.70): 5M1078  
 Ion 179.00 (178.70 to 179.70): 5M1078  
 Ion 176.00 (175.70 to 176.70): 5M1078



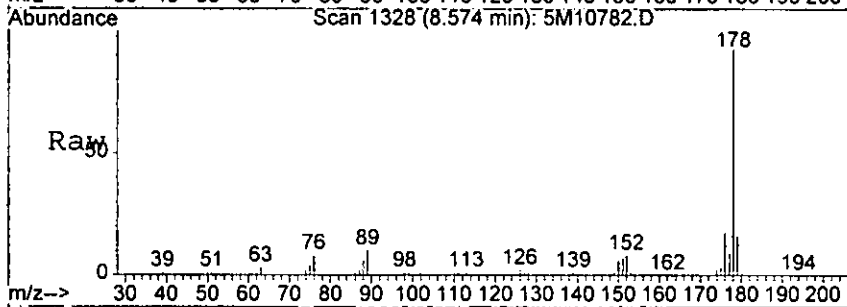
*Handwritten signature*



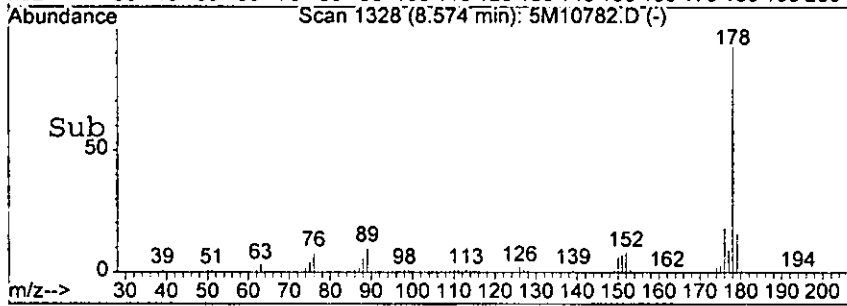
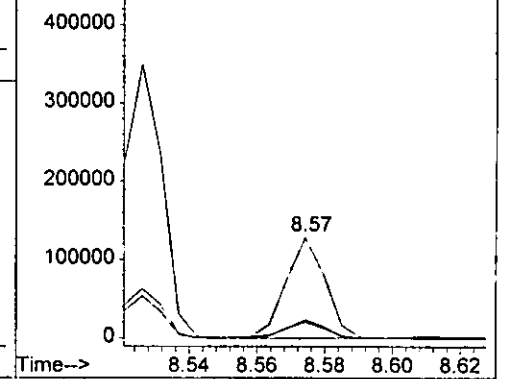
#71  
 Anthracene  
 Concen: 33.07 ng  
 RT: 8.57 min Scan# 1328  
 Delta R.T. -0.24 min  
 Lab File: 5M10782.D  
 Acq: 15 Sep 2005 12:17

1313

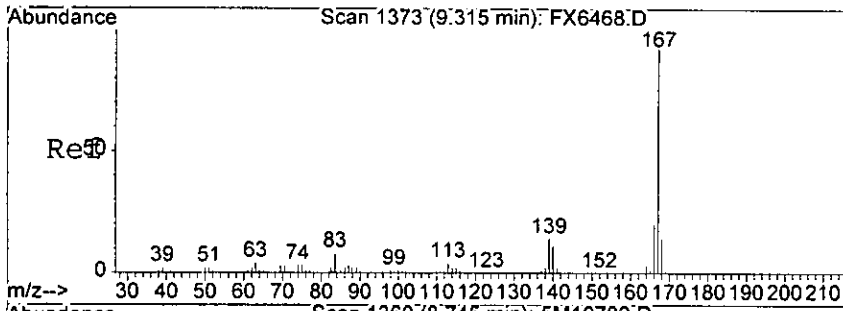
Tgt Ion	Resp	Lower	Upper
178	103321		
179	16.0	0.0	54.3
176	18.0	0.0	57.7



Abundance Ion 178.00 (177.70 to 178.70): 5M1078  
 Ion 179.00 (178.70 to 179.70): 5M1078  
 Ion 176.00 (175.70 to 176.70): 5M1078



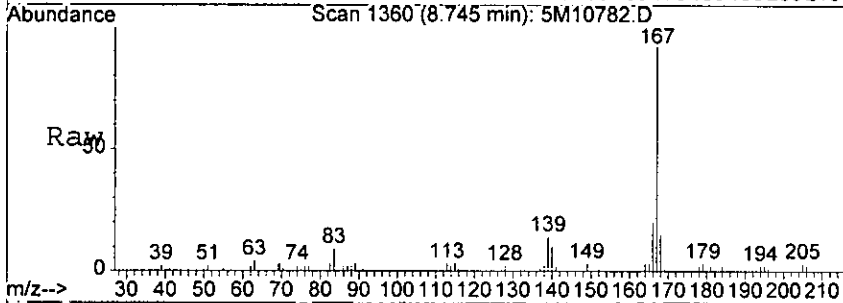
*h900*



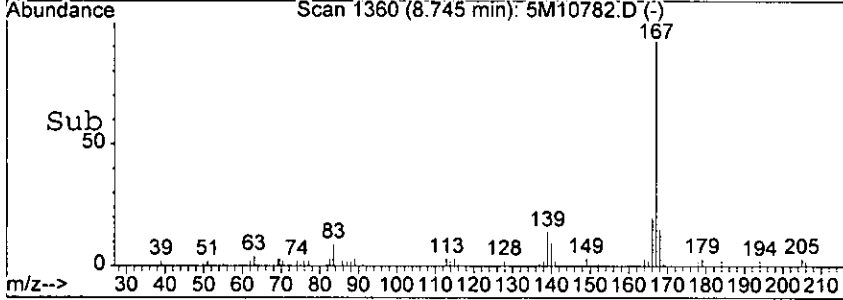
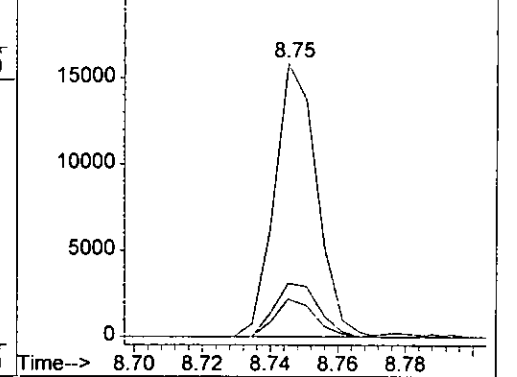
#72  
 Carbazole  
 Concen: 4.93 ng  
 RT: 8.75 min Scan# 1360  
 Delta R.T. -0.25 min  
 Lab File: 5M10782.D  
 Acq: 15 Sep 2005 12:17

L11A

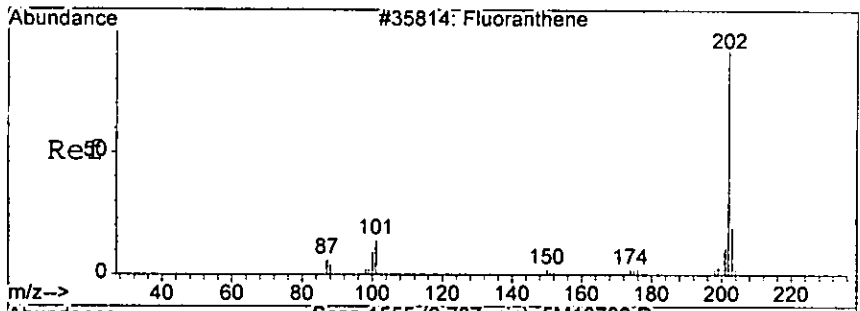
Tgt Ion	Resp	Lower	Upper
167	13816	100	
166	19.6	0.0	39.5
139	13.9	0.0	33.0



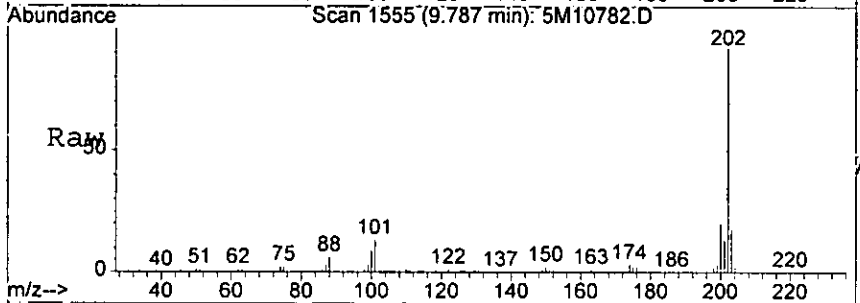
Abundance  
 Ion 167.10 (166.80 to 167.80): 5M1078  
 Ion 166.20 (165.90 to 166.90): 5M1078  
 Ion 139.05 (138.75 to 139.75): 5M1078



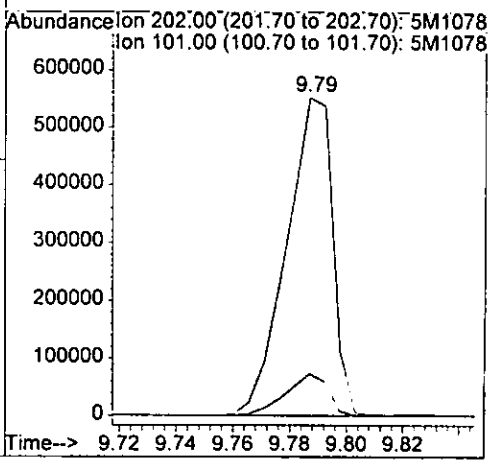
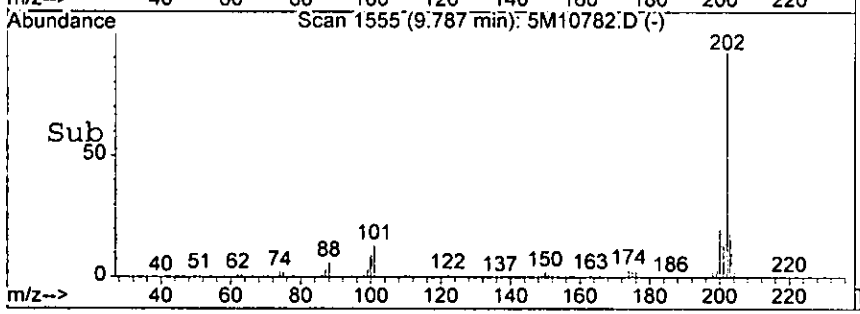
*Waar*



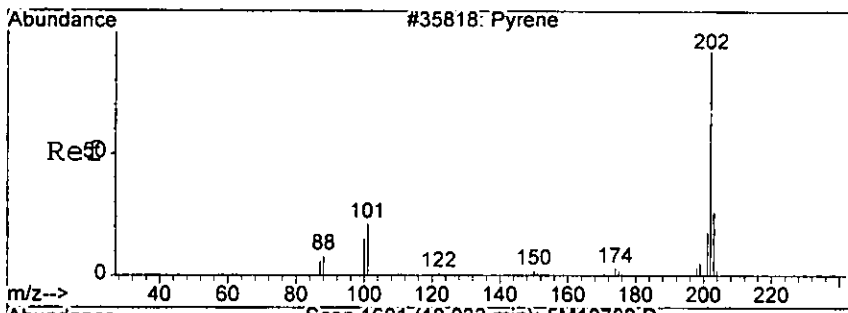
#76  
 Fluoranthene  
 Concn: 184.95 ng  
 RT: 9.79 min Scan# 1555  
 Delta R.T. -0.26 min  
 Lab File: 5M10782.D  
 Acq: 15 Sep 2005 12:17



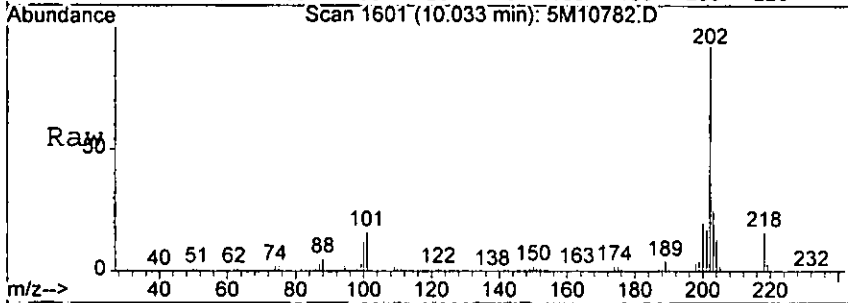
Tgt Ion: 202 Resp: 621692  
 Ion Ratio Lower Upper  
 202 100  
 101 13.2 0.0 52.5



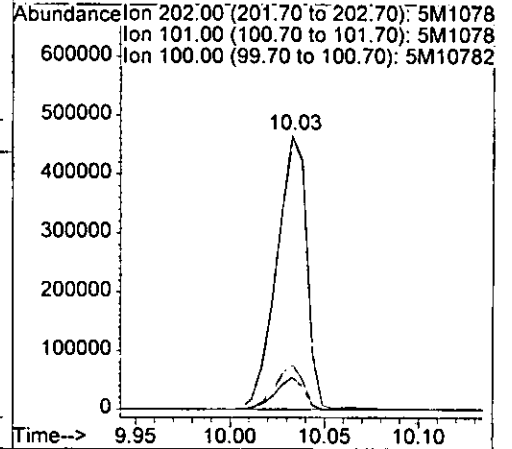
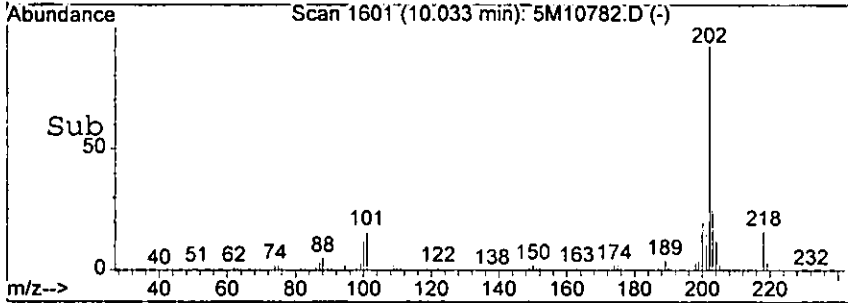
*h900r*



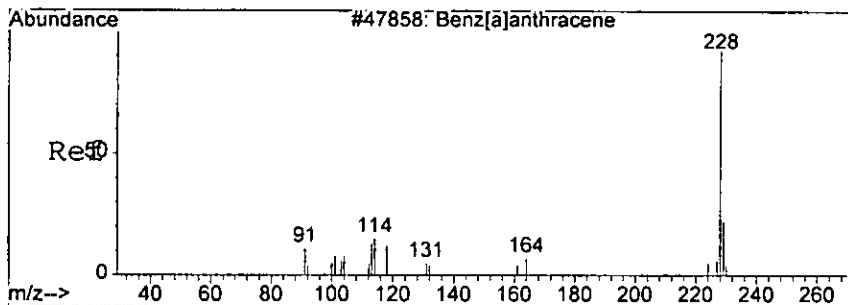
#78  
 Pyrene  
 Concen: 148.66 ng  
 RT: 10.03 min Scan# 1601  
 Delta R.T. -0.26 min  
 Lab File: 5M10782.D  
 Acq: 15 Sep 2005 12:17



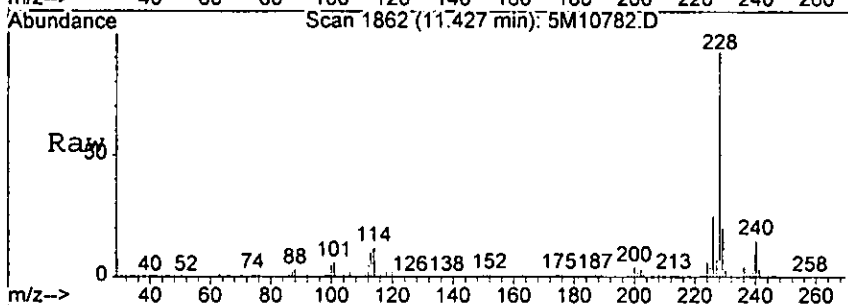
Tgt Ion	Ratio	Resp	Lower	Upper
202	100	516045		
101	16.4		0.0	55.5
100	11.8		0.0	52.1



*Wazor*

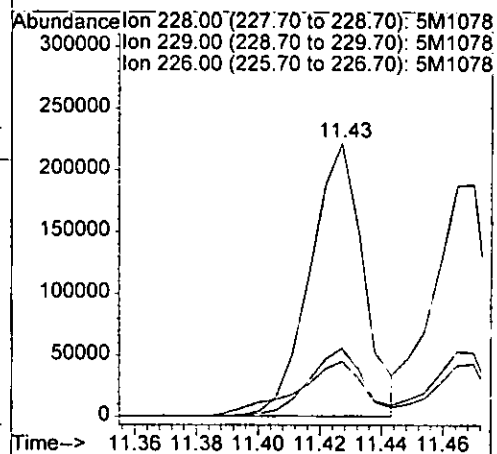
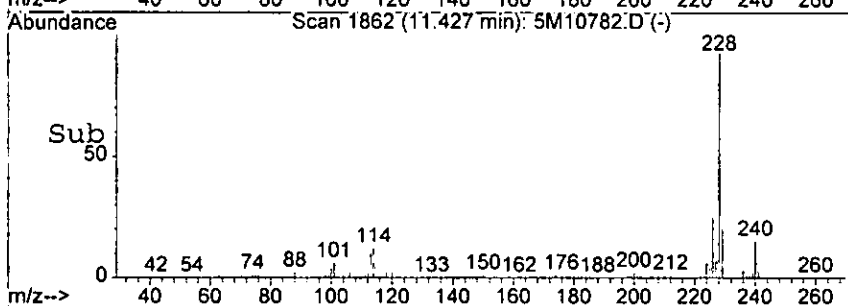


#85  
 Benzo[a]anthracene  
 Concen: 80.86 ng  
 RT: 11.43 min Scan# 1862  
 Delta R.T. -0.27 min  
 Lab File: 5M10782.D  
 Acq: 15 Sep 2005 12:17



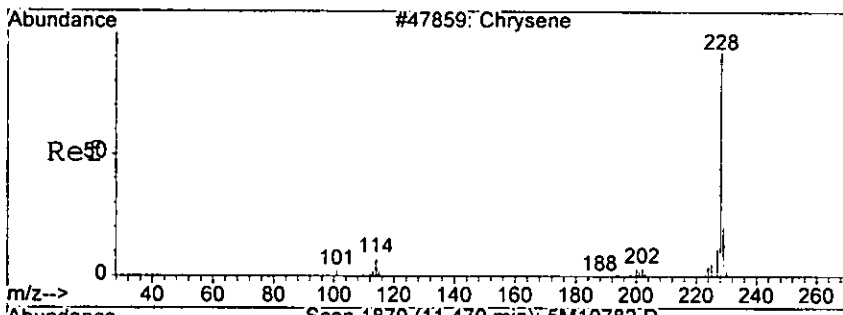
Tgt Ion: 228 Resp: 266253

Ion	Ratio	Lower	Upper
228	100		
229	20.0	0.0	58.7
226	25.1	0.0	66.4

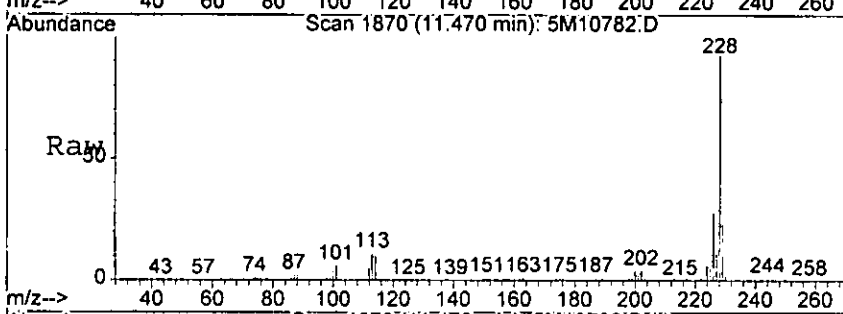


*12900*



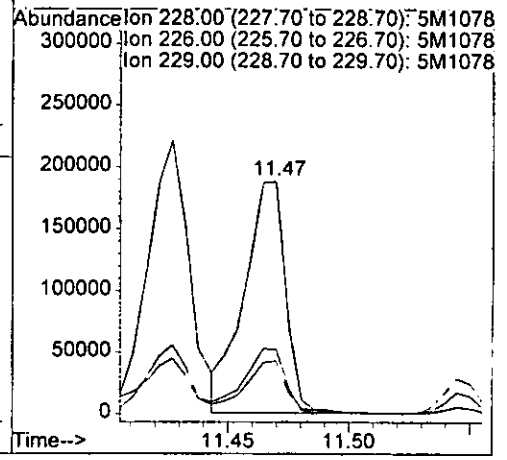
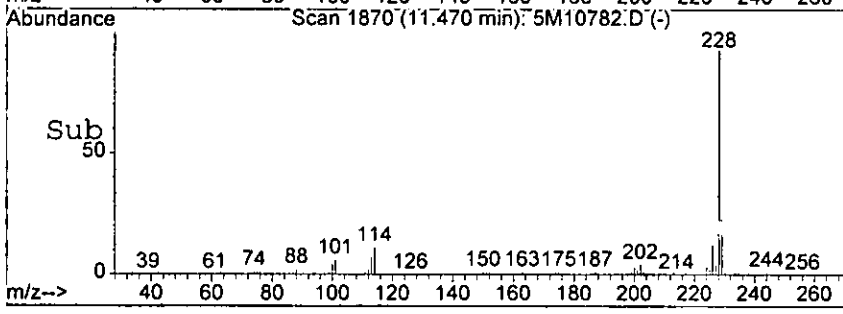


#86  
 Chrysene  
 Concen: 75.37 ng  
 RT: 11.47 min Scan# 1870  
 Delta R.T. -0.27 min  
 Lab File: 5M10782.D  
 Acq: 15 Sep 2005 12:17

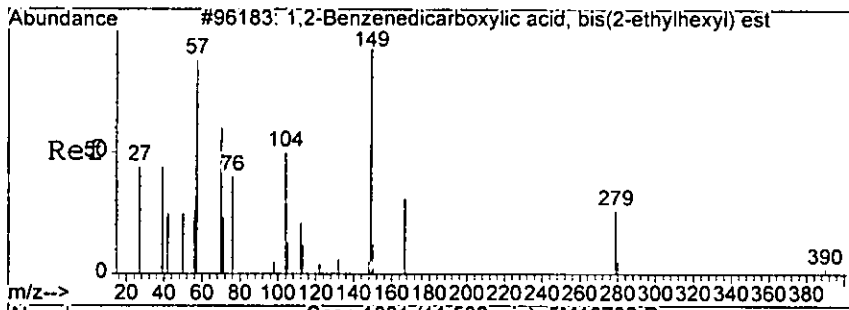


Tgt Ion: 228 Resp: 223444

Ion	Ratio	Lower	Upper
228	100		
226	27.7	9.1	49.1
229	22.3	0.0	60.1

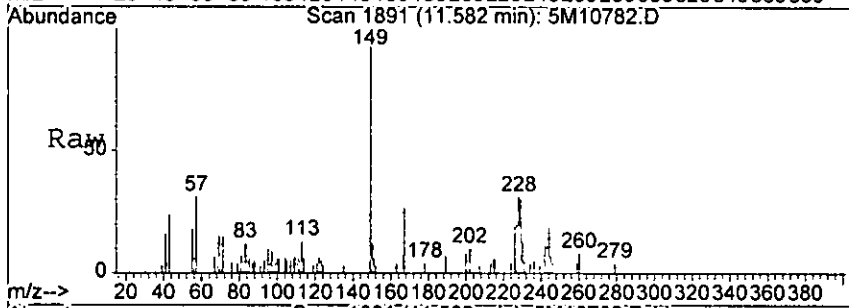


*Handwritten signature*

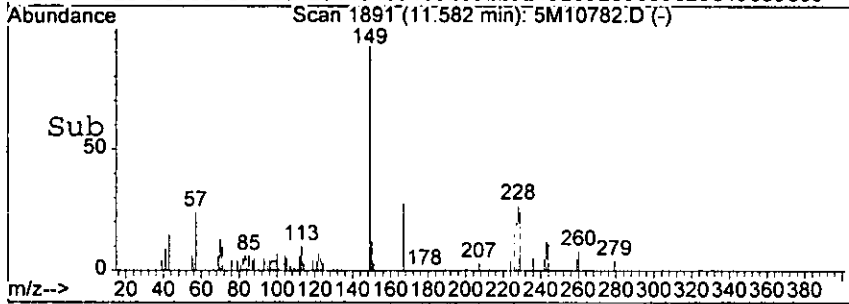
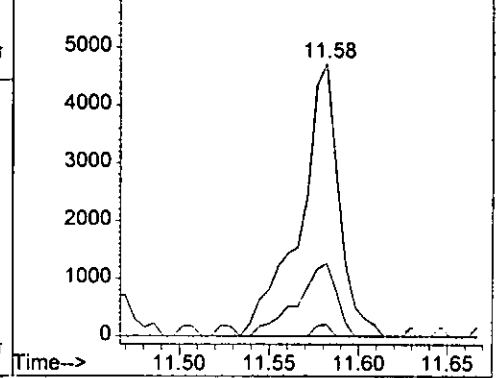


#87  
 bis(2-Ethylhexyl)phthalate  
 Concen: 3.68 ng  
 RT: 11.58 min Scan# 1891  
 Delta R.T. -0.26 min  
 Lab File: 5M10782.D  
 Acq: 15 Sep 2005 12:17

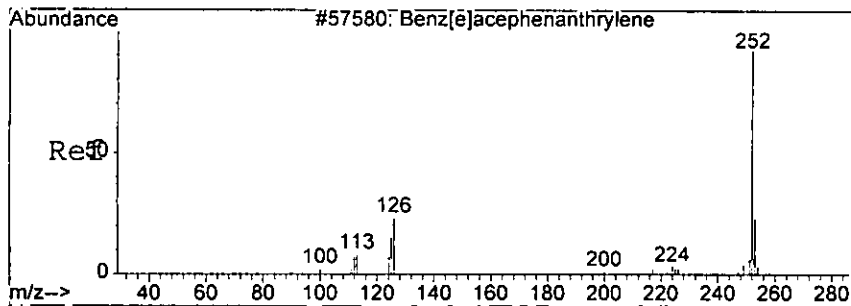
Tgt Ion	Resp	Lower	Upper
149	7310	100	
167	26.8	2.4	58.4
279	4.2	0.0	44.1



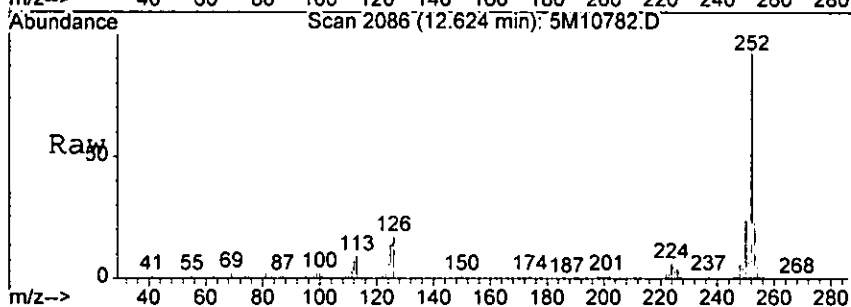
Abundance Ion 149.00 (148.70 to 149.70): 5M1078  
 Ion 167.00 (166.70 to 167.70): 5M1078  
 Ion 279.00 (278.70 to 279.70): 5M1078



*hgar*

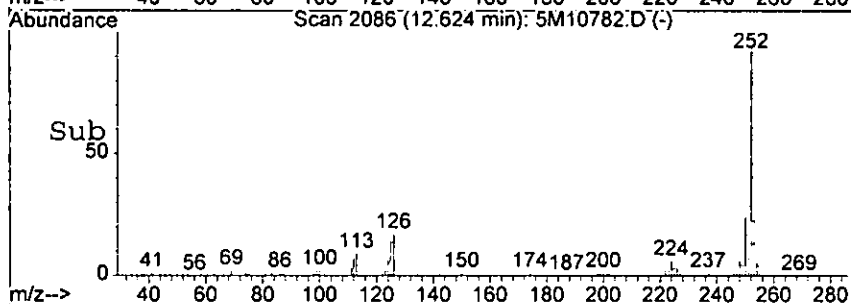


#90  
 Benzo[b]fluoranthene  
 Concen: 95.06 ng  
 RT: 12.62 min Scan# 2086  
 Delta R.T. -0.28 min  
 Lab File: 5M10782.D  
 Acq: 15 Sep 2005 12:17

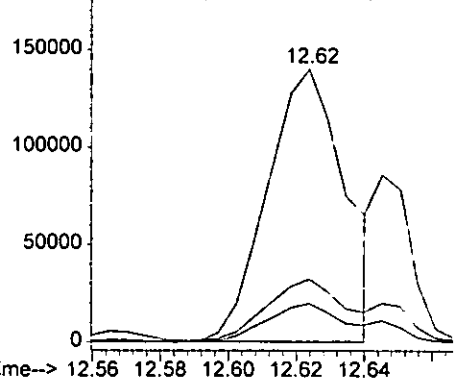


Tgt Ion: 252 Resp: 220889

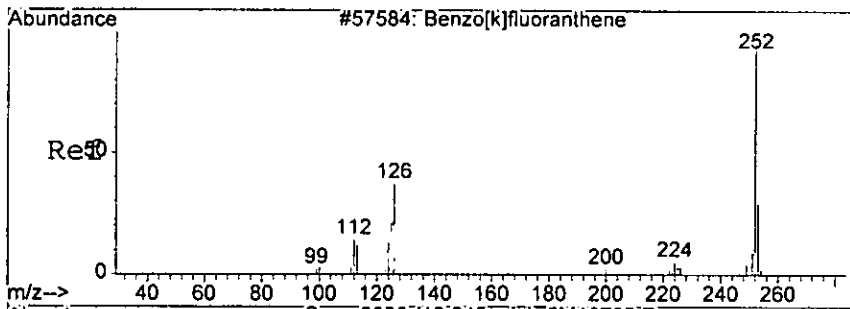
Ion	Ratio	Lower	Upper
252	100		
253	22.4	0.0	61.6
125	14.1	0.0	54.8



Abundance Ion 252.00 (251.70 to 252.70): 5M1078  
 Ion 253.00 (252.70 to 253.70): 5M1078  
 Ion 125.00 (124.70 to 125.70): 5M1078

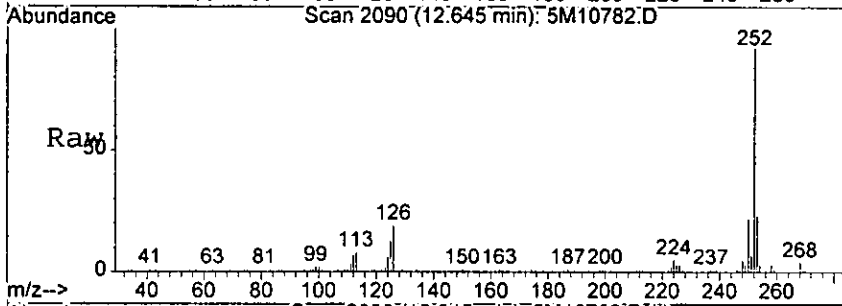


*h20r*

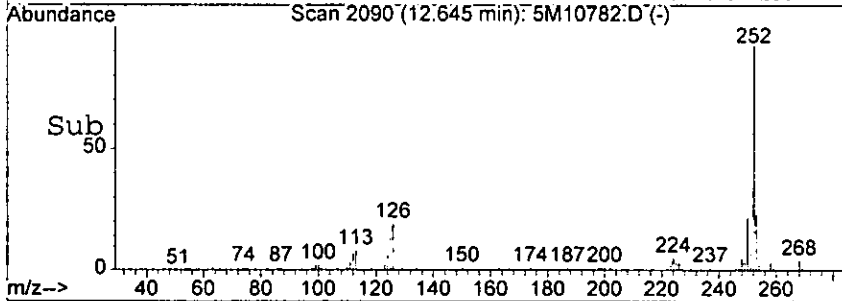
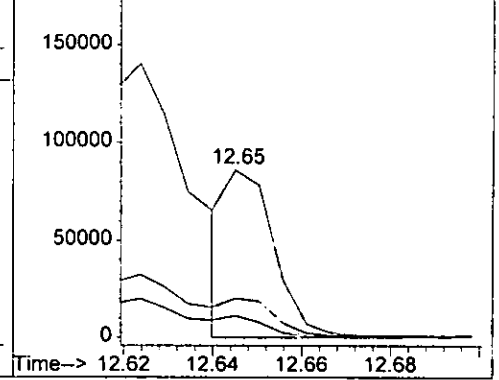


#91  
 Benzo[k]fluoranthene  
 Concen: 28.97 ng m  
 RT: 12.65 min Scan# 2090  
 Delta R.T. -0.29 min  
 Lab File: 5M10782.D  
 Acq: 15 Sep 2005 12:17

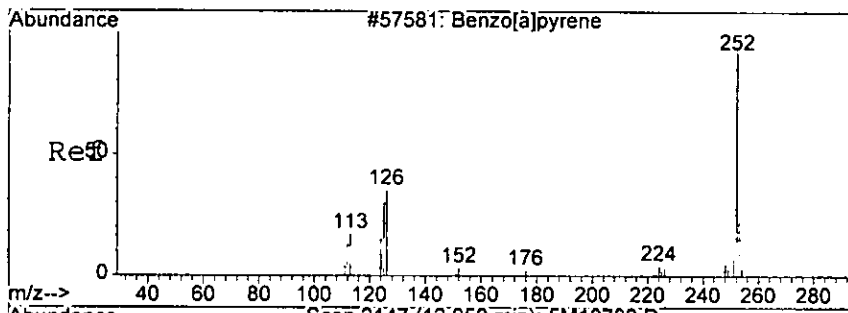
Tgt Ion	252	Resp	66398
Ion Ratio	Lower	Upper	
252	100		
253	23.3	0.0	62.3
125	13.2	0.0	56.6



Abundance Ion 252.00 (251.70 to 252.70): 5M1078  
 Ion 253.00 (252.70 to 253.70): 5M1078  
 Ion 125.00 (124.70 to 125.70): 5M1078

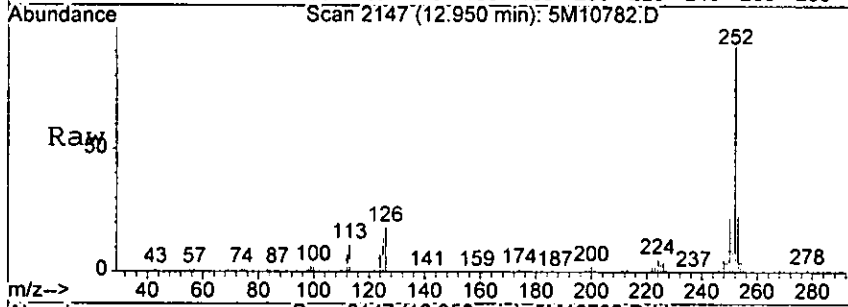


*W900*

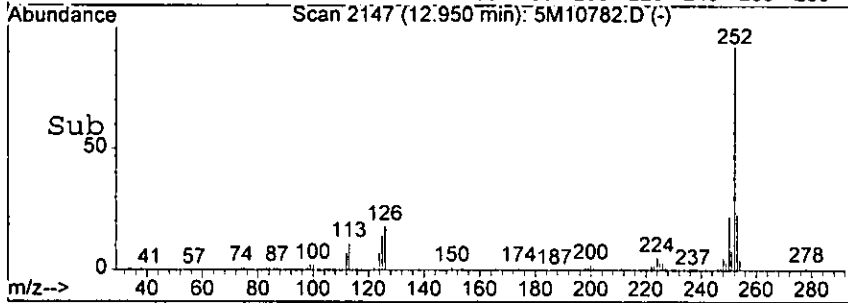
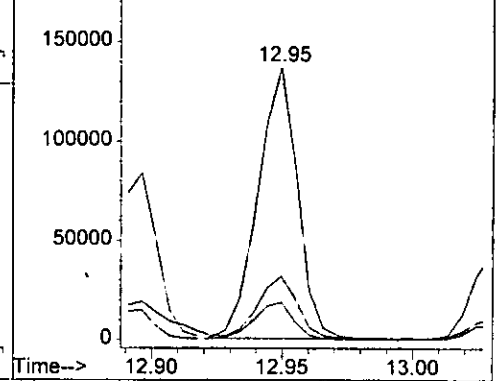


#92  
 Benzo[a]pyrene  
 Concen: 65.27 ng  
 RT: 12.95 min Scan# 2147  
 Delta R.T. -0.29 min  
 Lab File: 5M10782.D  
 Acq: 15 Sep 2005 12:17

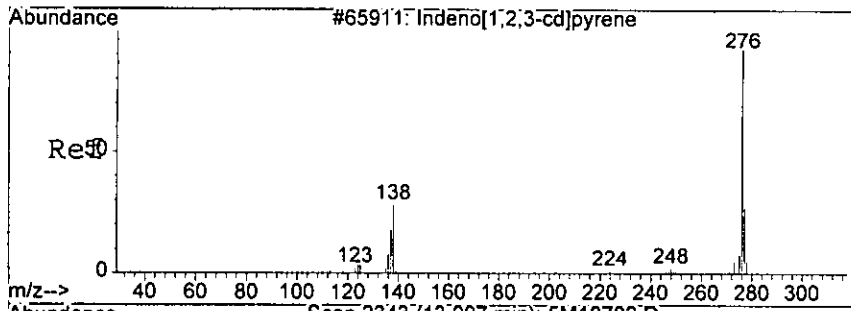
Tgt Ion	252	Resp	143636
Ion Ratio	Lower	Upper	
252	100		
253	23.3	0.0	61.5
125	13.8	0.0	56.0



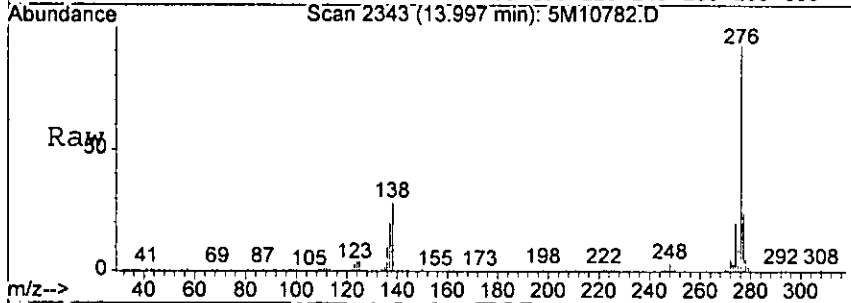
Abundance Ion 252.00 (251.70 to 252.70): 5M1078  
 Ion 253.00 (252.70 to 253.70): 5M1078  
 Ion 125.00 (124.70 to 125.70): 5M1078



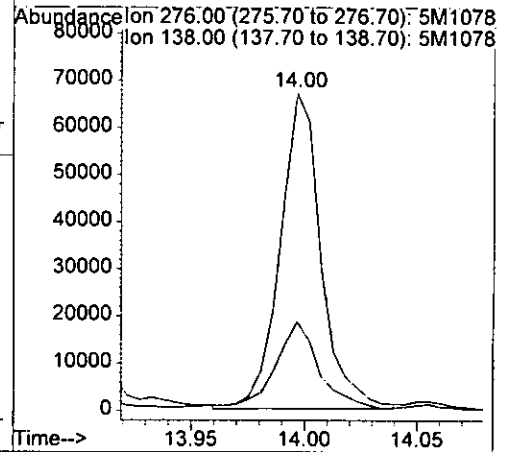
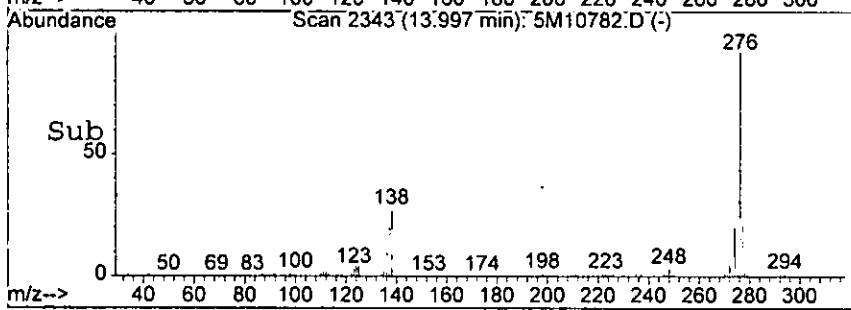
*Handwritten signature*



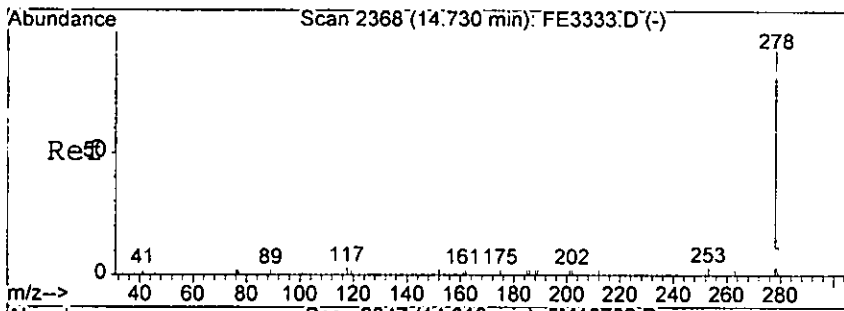
#93  
 Indeno[1,2,3-cd]pyrene  
 Concen: 34.07 ng  
 RT: 14.00 min Scan# 2343  
 Delta R.T. -0.31 min  
 Lab File: 5M10782.D  
 Acq: 15 Sep 2005 12:17



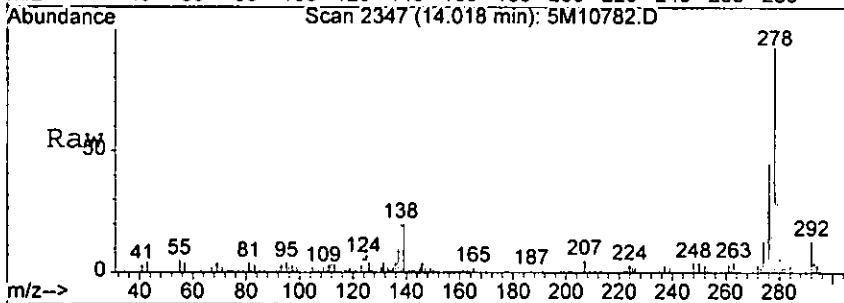
Tgt Ion: 276 Resp: 84458  
 Ion Ratio Lower Upper  
 276 100  
 138 27.3 0.0 76.1



*handwritten signature*

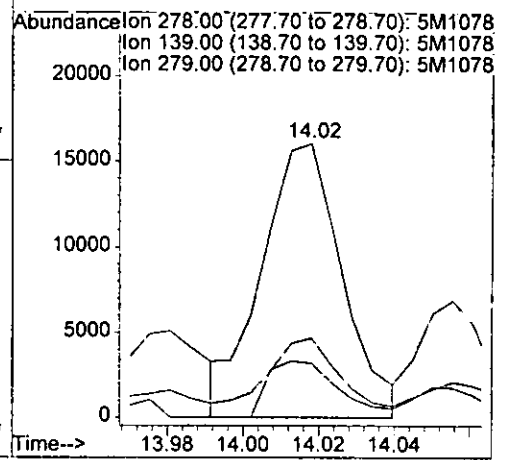
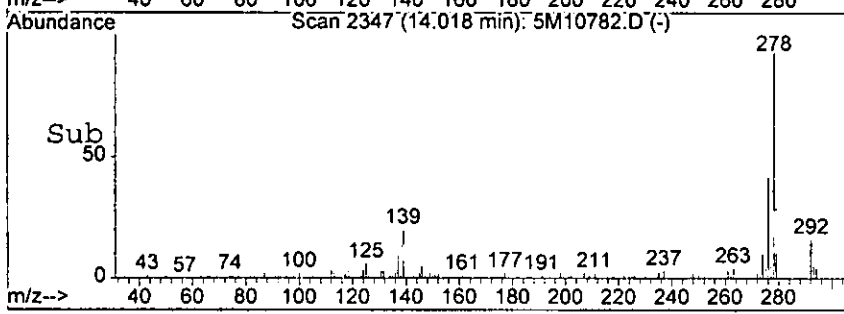


#94  
 Dibenzo[a,h]anthracene  
 Concen: 11.50 ng  
 RT: 14.02 min Scan# 2347  
 Delta R.T. -0.31 min  
 Lab File: 5M10782.D  
 Acq: 15 Sep 2005 12:17

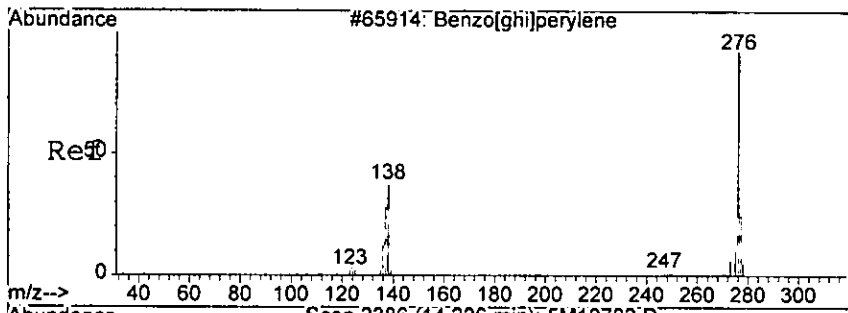


Tgt Ion: 278 Resp: 23741

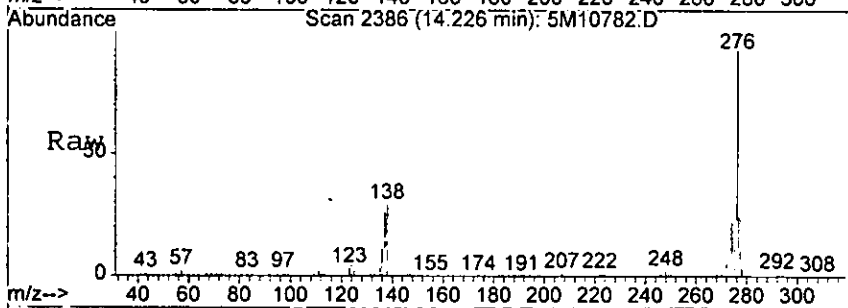
Ion	Ratio	Lower	Upper
278	100		
139	22.6	0.0	66.7
279	28.6	0.0	62.7



*handwritten signature*

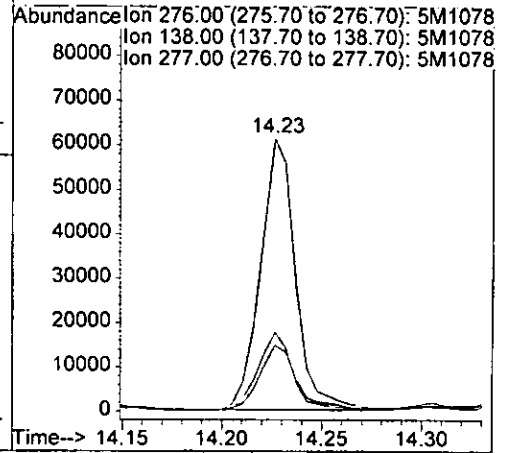
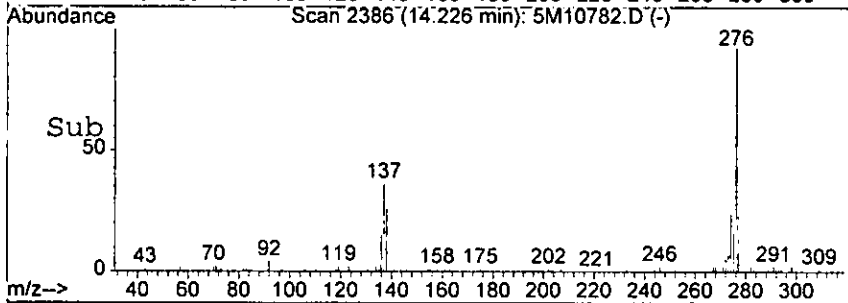


#95  
 Benzo[g,h,i]perylene  
 Concen: 35.93 ng  
 RT: 14.23 min Scan# 2386  
 Delta R.T. -0.33 min  
 Lab File: 5M10782.D  
 Acq: 15 Sep 2005 12:17



Tgt Ion: 276 Resp: 74608

Ion	Ratio	Lower	Upper
276	100		
138	28.9	0.0	78.3
277	23.9	0.0	64.0



*Handwritten signature*



## Form1

## ORGANICS SEMIVOLATILE REPORT

Sample Number: AC19506-030  
 Client Id: PCTP74 (12.5)  
 Data File: 5M10786.D  
 Analysis Date: 09/15/05 13:43  
 Date Rec/Extracted: 09/09/05-09/14/05

Matrix: Soil  
 Initial Vol: 30g  
 Final Vol: 1ml  
 Dilution: 1  
 Solids: 68

Units: mg/Kg

Cas #	Compound	RL	Conc	Cas #	Compound	RL	Conc
120-82-1	1,2,4-Trichlorobenzene	0.0086	U	205-99-2	Benzo[b]fluoranthene	0.014	0.23
95-50-1	1,2-Dichlorobenzene	0.020	U	191-24-2	Benzo[g,h,i]perylene	0.0070	0.12
122-66-7	1,2-Diphenylhydrazine	0.016	U	207-08-9	Benzo[k]fluoranthene	0.017	0.076
541-73-1	1,3-Dichlorobenzene	0.014	U	111-91-1	bis(2-Chloroethoxy)methan	0.011	U
106-46-7	1,4-Dichlorobenzene	0.0086	U	111-44-4	bis(2-Chloroethyl)ether	0.022	U
95-95-4	2,4,5-Trichlorophenol	0.076	U	108-60-1	bis(2-chloroisopropyl)ether	0.010	U
88-06-2	2,4,6-Trichlorophenol	0.037	U	117-81-7	bis(2-Ethylhexyl)phthalate	0.031	U
120-83-2	2,4-Dichlorophenol	0.065	U	85-68-7	Butylbenzylphthalate	0.013	U
105-67-9	2,4-Dimethylphenol	0.041	U	86-74-8	Carbazole	0.0094	U
51-28-5	2,4-Dinitrophenol	0.090	U	218-01-9	Chrysene	0.014	0.21
121-14-2	2,4-Dinitrotoluene	0.018	U	84-74-2	Di-n-butylphthalate	0.0099	U
606-20-2	2,6-Dinitrotoluene	0.022	U	117-84-0	Di-n-octylphthalate	0.017	U
91-58-7	2-Chloronaphthalene	0.0056	U	53-70-3	Dibenzo[a,h]anthracene	0.0090	0.051
95-57-8	2-Chlorophenol	0.090	U	132-64-9	Dibenzofuran	0.063	U
91-57-6	2-Methylnaphthalene	0.084	0.060 J	84-66-2	Diethylphthalate	0.012	U
95-48-7	2-Methylphenol	0.18	U	131-11-3	Dimethylphthalate	0.0085	U
88-74-4	2-Nitroaniline	0.063	U	206-44-0	Fluoranthene	0.0081	0.24
88-75-5	2-Nitrophenol	0.060	U	86-73-7	Fluorene	0.012	U
106-44-5	3&4-Methylphenol	0.18	U	118-74-1	Hexachlorobenzene	0.020	U
91-94-1	3,3'-Dichlorobenzidine	0.086	U	87-68-3	Hexachlorobutadiene	0.012	U
99-09-2	3-Nitroaniline	0.12	U	77-47-4	Hexachlorocyclopentadiene	0.13	U
534-52-1	4,6-Dinitro-2-methylphenol	0.093	U	67-72-1	Hexachloroethane	0.017	U
101-55-3	4-Bromophenyl-phenylether	0.020	U	193-39-5	Indeno[1,2,3-cd]pyrene	0.0083	0.10
59-50-7	4-Chloro-3-methylphenol	0.098	U	78-59-1	Isophorone	0.26	U
106-47-8	4-Chloroaniline	0.33	U	621-64-7	N-Nitroso-di-n-propylamine	0.016	U
7005-72-3	4-Chlorophenyl-phenylether	0.014	U	62-75-9	N-Nitrosodimethylamine	0.54	U
100-01-6	4-Nitroaniline	0.073	U	86-30-6	n-Nitrosodiphenylamine	0.013	U
100-02-7	4-Nitrophenol	0.069	U	91-20-3	Naphthalene	0.0048	0.13
83-32-9	Acenaphthene	0.0081	U	98-95-3	Nitrobenzene	0.014	U
208-96-8	Acenaphthylene	0.0074	U	87-86-5	Pentachlorophenol	0.047	U
120-12-7	Anthracene	0.0097	U	85-01-8	Phenanthrene	0.011	0.15
92-87-5	Benzydine	0.51	U	108-95-2	Phenol	0.081	U
56-55-3	Benzo[a]anthracene	0.0068	0.15	129-00-0	Pyrene	0.011	0.23
50-32-8	Benzo[a]pyrene	0.0081	0.15				

Worksheet #: 19611

Total Target Concentration 1.897

U - Indicates the compound was analyzed but not detected.  
 B - Indicates the analyte was found in the blank as well as in the sample.  
 E - Indicates the analyte concentration exceeds the calibration range of the instrument.

R - Retention Time Out  
 J - Indicates an estimated value when a compound is detected at less than the specified detection limit.

1927

Data File : G:\GcMsData\2005\Gcms\_5\Data\09-15-05\5M10786.D Vial: 2  
 Acq On : 15 Sep 2005 13:43 Operator: AHD  
 Sample : AC19506-030 Inst : GCMS\_5  
 Misc : S,BNA Multiplr: 1.00

MS Integration Params: RTEINT.P

Quant Time: Sep 22 16:28 2005

Quant Results File: 5M\_0817.RES

Quant Method : G:\GCMSDATA\2005\GCMS\_5\METHODS\5M\_0817.M (RTE Integrator)  
 Title : @GCMS\_5,mg,625,8270  
 Last Update : Wed Aug 17 10:45:54 2005  
 Response via : Initial Calibration  
 DataAcq Meth : 5M\_RUN5

Internal Standards	R.T.	QIon	Response	Conc	Units	Dev (Min)
1) 1,4-Dichlorobenzene-d4	4.82	152	14813	40.00	ng	-0.19
20) Naphthalene-d8	5.88	136	69741	40.00	ng	-0.18
36) Acenaphthene-d10	7.19	164	52655	40.00	ng	-0.20
61) Phenanthrene-d10	8.50	188	96957	40.00	ng	-0.24
77) Chrysene-d12	11.43	240	73164	40.00	ng	-0.29
88) Perylene-d12	13.00	264	49341	40.00	ng	-0.29
<b>System Monitoring Compounds</b>						
4) 2-Fluorophenol	3.39	112	82031	176.20	ng	-0.27
Spiked Amount	200.000		Recovery	=	88.10%	
8) Phenol-d5	4.54	99	113437	184.46	ng	-0.18
Spiked Amount	200.000		Recovery	=	92.23%	
21) Nitrobenzene-d5	5.31	128	20062	67.67	ng	-0.18
Spiked Amount	100.000		Recovery	=	67.67%	
41) 2-Fluorobiphenyl	6.69	172	100412	58.32	ng	-0.17
Spiked Amount	100.000		Recovery	=	58.32%	
64) 2,4,6-Tribromophenol	7.85	330	32273	150.33	ng	-0.22
Spiked Amount	200.000		Recovery	=	75.17%	
80) Terphenyl-d14	10.25	244	140163	77.03	ng	-0.26
Spiked Amount	100.000		Recovery	=	77.03%	
<b>Target Compounds</b>						
30) Naphthalene	5.89	128	4823	2.63	ng	98
34) 2-Methylnaphthalene	6.42	142	1530	1.23	ng	90
70) Phenanthrene	8.52	178	8442	3.07	ng	99
76) Fluoranthene	9.78	202	15042	4.94	ng	98
78) Pyrene	10.02	202	13747	4.69	ng	98
85) Benzo[a]anthracene	11.42	228	8744	3.15	ng	94
86) Chrysene	11.46	228	10753	4.30	ng	100
90) Benzo[b]fluoranthene	12.61	252	9199	4.60	ng	90
91) Benzo[k]fluoranthene	12.64	252	3070	1.56	ng	91
92) Benzo[a]pyrene	12.94	252	5964	3.15	ng	93
93) Indeno[1,2,3-cd]pyrene	13.99	276	4562	2.14	ng	86
94) Dibenzo[a,h]anthracene	14.01	278	1851	1.04	ng	67
95) Benzo[g,h,i]perylene	14.22	276	4442	2.48	ng	89

*Handwritten signature*

(#) = qualifier out of range (m) = manual integration

Quantitation Report

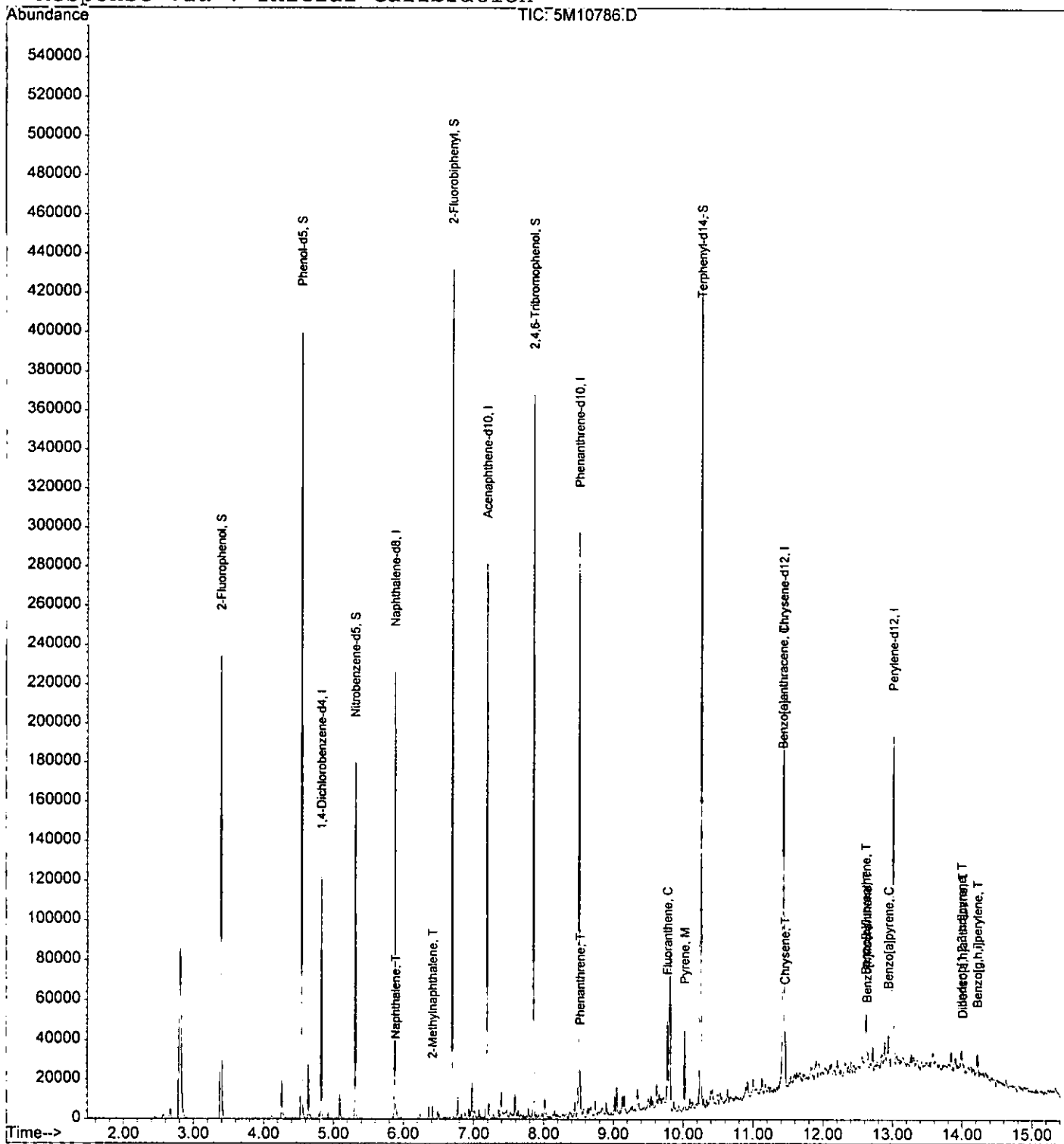
Data File : G:\GcMsData\2005\Gcms\_5\Data\09-15-05\5M10786.D  
 Acq On : 15 Sep 2005 13:43  
 Sample : AC19506-030  
 Misc : S,BNA  
 MS Integration Params: RTEINT.P  
 Quant Time: Sep 22 16:28 2005

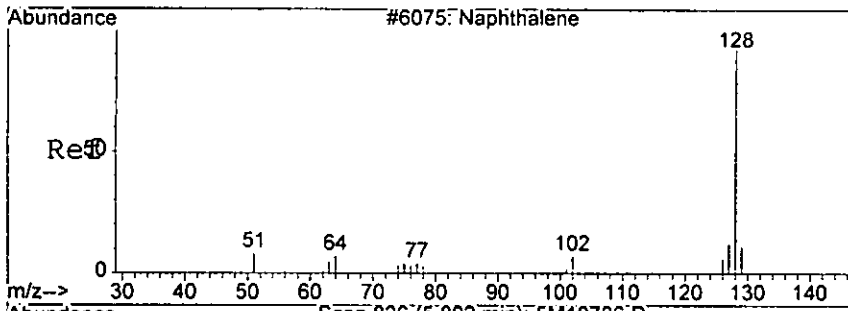
Vial: 2  
 Operator: AHD  
 Inst : GCMS\_5  
 Multiplr: 1.00

1228  
 8221

Quant Results File: 5M\_0817.RES

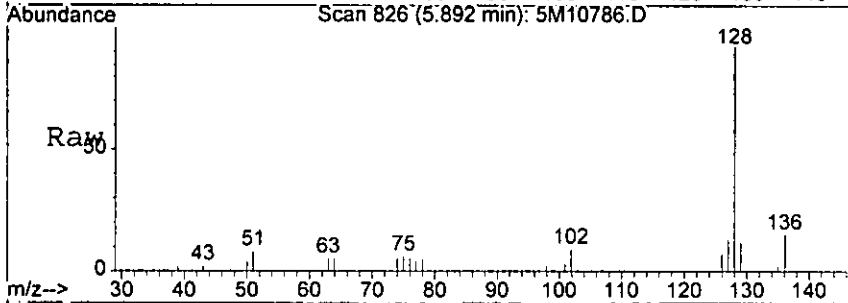
Method : G:\GCMSDATA\2005\GCMS\_5\METHODS\5M\_0817.M (RTE Integrator)  
 Title : @GCMS\_5,mg,625,8270  
 Last Update : Wed Aug 17 10:45:54 2005  
 Response via : Initial Calibration





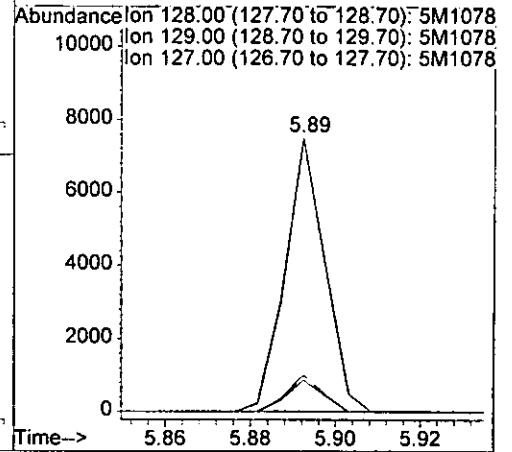
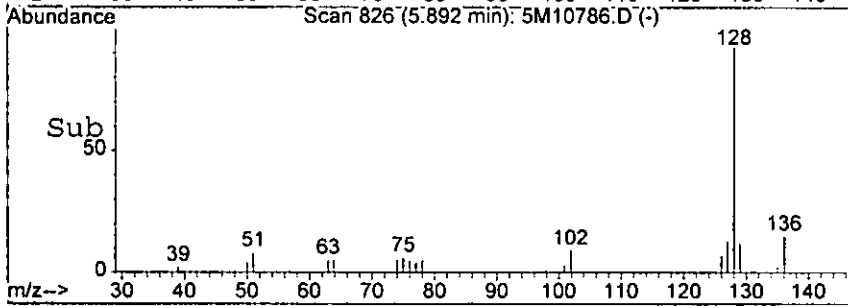
#30  
 Naphthalene  
 Concen: 2.63 ng  
 RT: 5.89 min Scan# 826  
 Delta R.T. -0.18 min  
 Lab File: 5M10786.D  
 Acq: 15 Sep 2005 13:43

1329

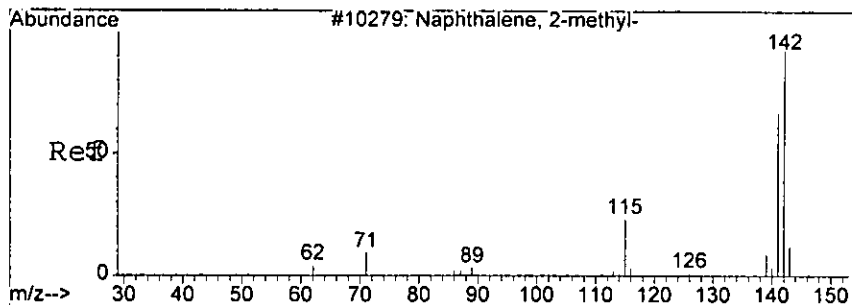


Tgt Ion: 128 Resp: 4823

Ion	Ratio	Lower	Upper
128	100		
129	11.9	0.0	50.9
127	13.2	0.0	52.6

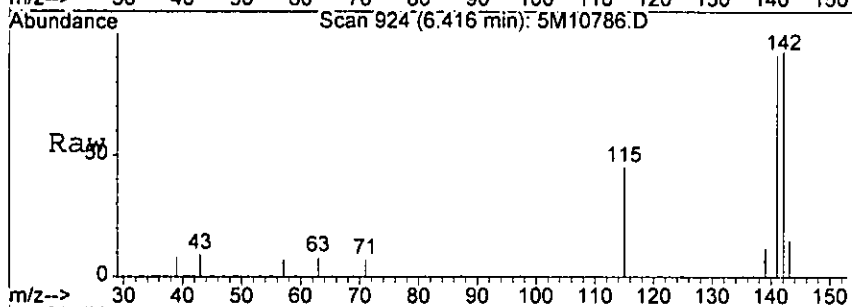


*Handwritten signature*

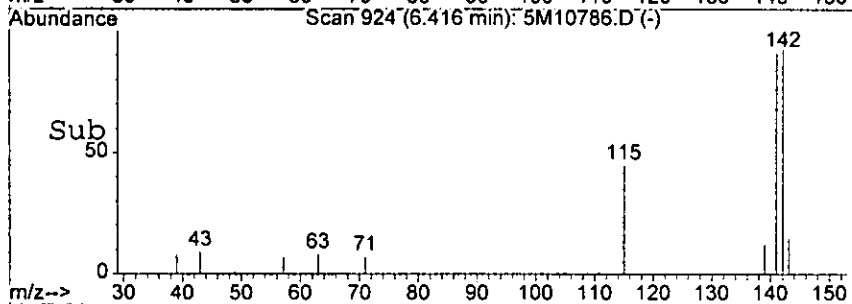
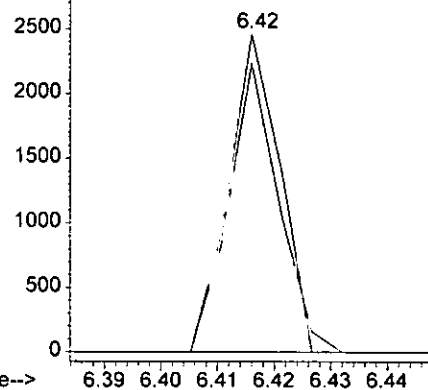


#34  
 2-Methylnaphthalene  
 Concen: 1.23 ng  
 RT: 6.42 min Scan# 924  
 Delta R.T. -0.18 min  
 Lab File: 5M10786.D  
 Acq: 15 Sep 2005 13:43

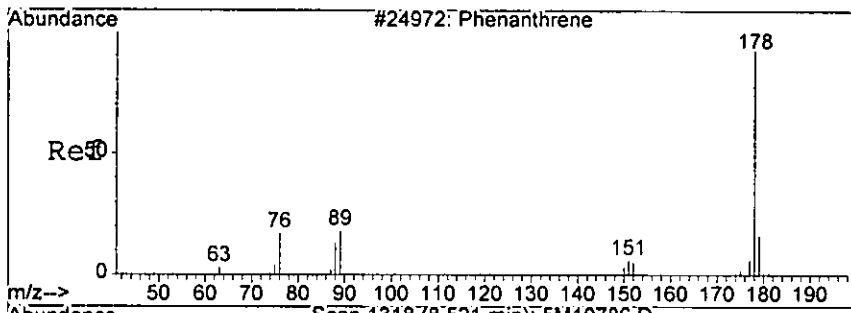
Tgt Ion:142 Resp: 1530  
 Ion Ratio Lower Upper  
 142 100  
 141 91.0 42.0 122.0



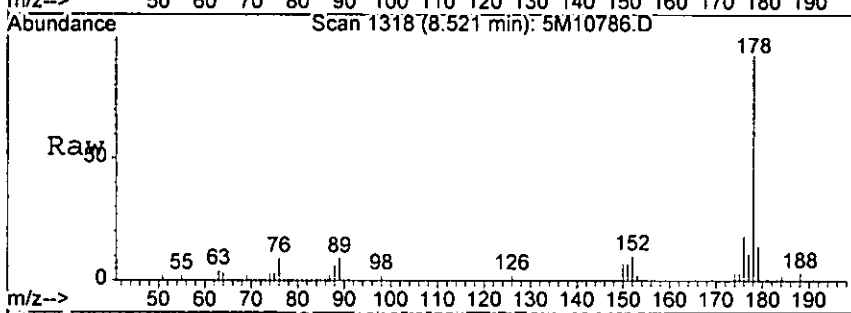
Abundance Ion 142.00 (141.70 to 142.70): 5M1078  
 Ion 141.00 (140.70 to 141.70): 5M1078



*Handwritten signature*

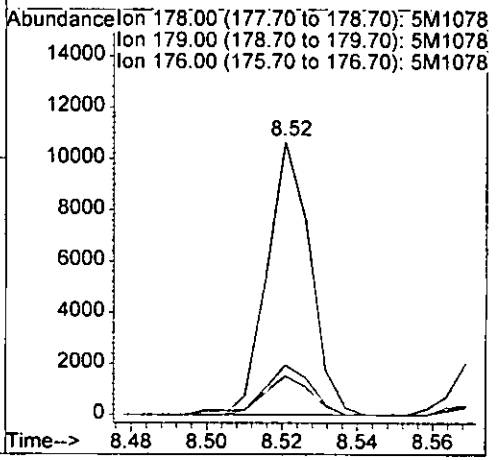
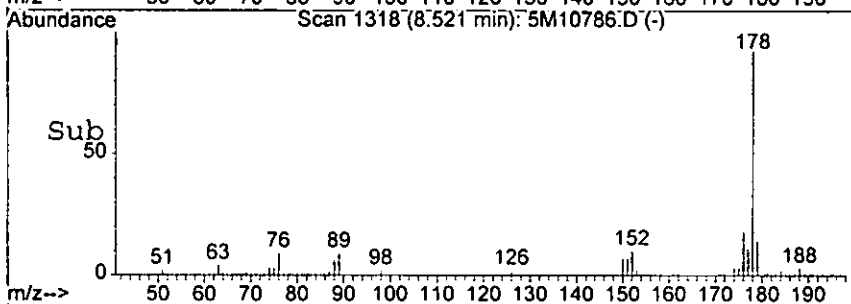


#70  
 Phenanthrene  
 Concen: 3.07 ng  
 RT: 8.52 min Scan# 1318  
 Delta R.T. -0.25 min  
 Lab File: 5M10786.D  
 Acq: 15 Sep 2005 13:43

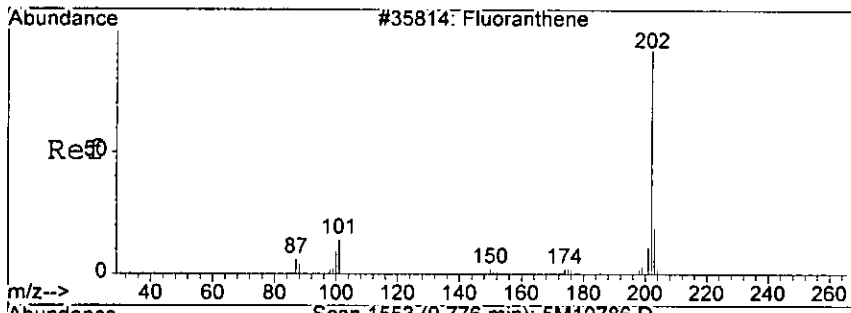


Tgt Ion: 178 Resp: 8442

Ion	Ratio	Lower	Upper
178	100		
179	14.2	0.0	54.9
176	18.1	0.0	57.7

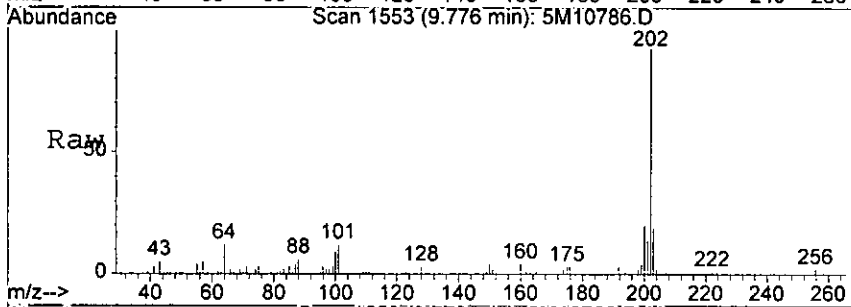


*Handwritten signature*

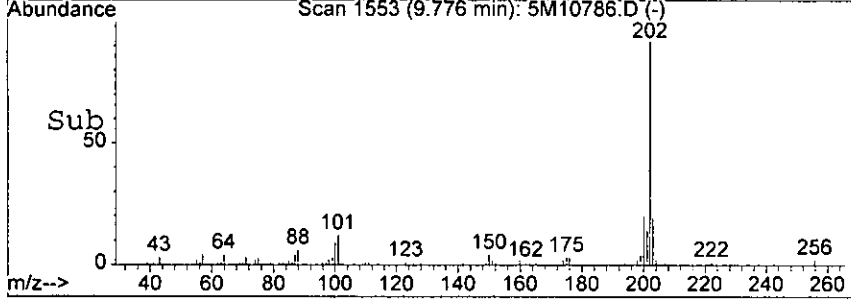
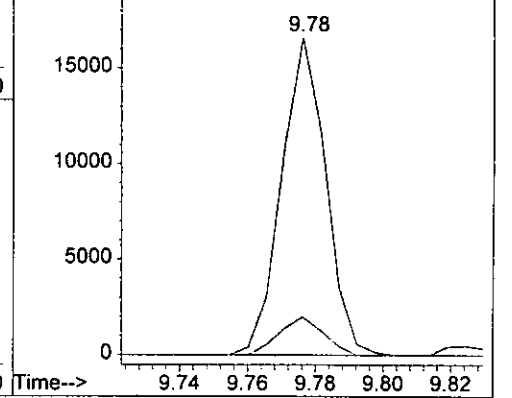


#76  
 Fluoranthene  
 Concen: 4.94 ng  
 RT: 9.78 min Scan# 1553  
 Delta R.T. -0.27 min  
 Lab File: 5M10786.D  
 Acq: 15 Sep 2005 13:43

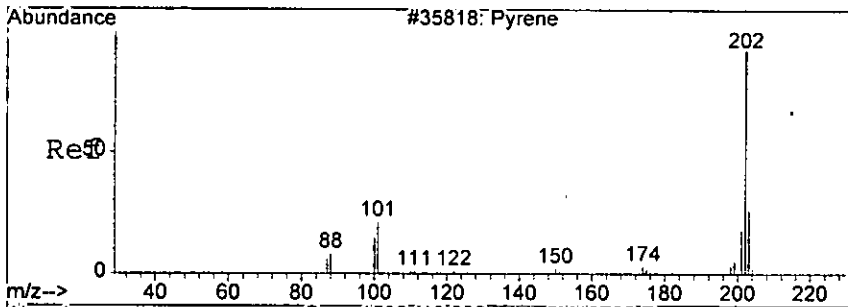
Tgt Ion: 202 Resp: 15042  
 Ion Ratio Lower Upper  
 202 100  
 101 11.9 0.0 52.5



Abundance Ion 202.00 (201.70 to 202.70): 5M1078  
 Ion 101.00 (100.70 to 101.70): 5M1078



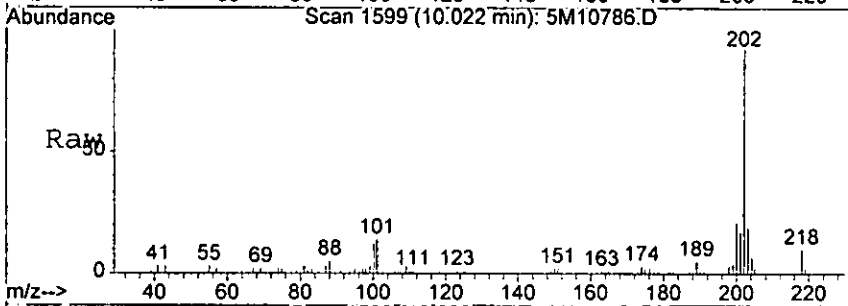
*Handwritten signature*



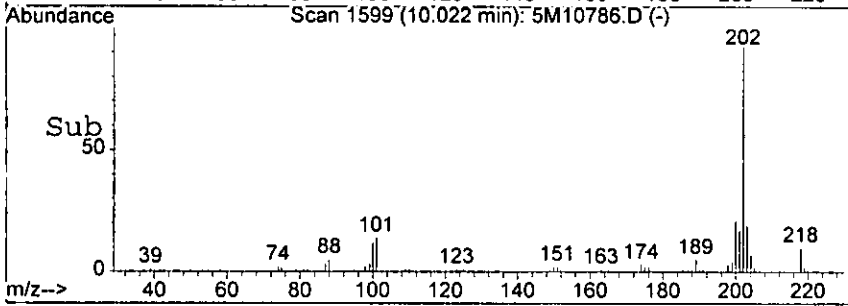
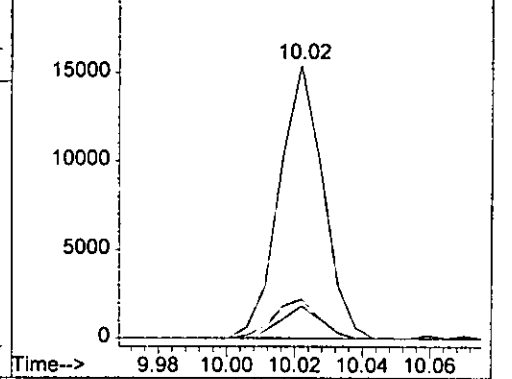
#78  
 Pyrene  
 Concen: 4.69 ng  
 RT: 10.02 min Scan# 1599  
 Delta R.T. -0.27 min  
 Lab File: 5M10786.D  
 Acq: 15 Sep 2005 13:43

1111

Tgt Ion	Resp	Lower	Upper
202	13747		
101	14.4	0.0	55.5
100	11.8	0.0	52.1

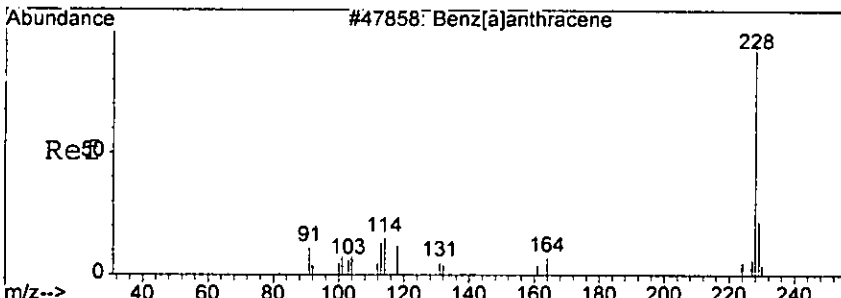


Abundance Ion 202.00 (201.70 to 202.70): 5M1078  
 Ion 101.00 (100.70 to 101.70): 5M1078  
 Ion 100.00 (99.70 to 100.70): 5M10786



*Handwritten signature*

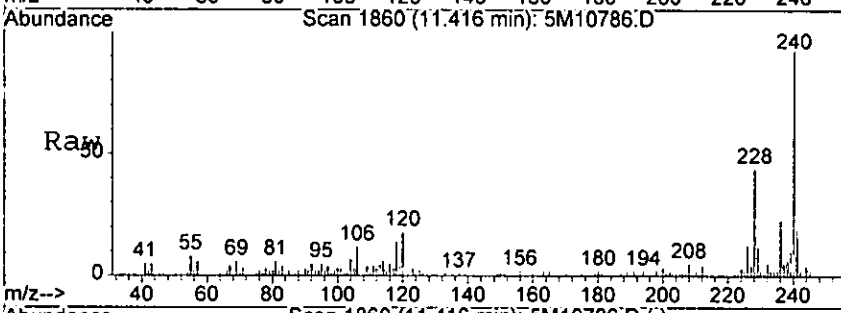




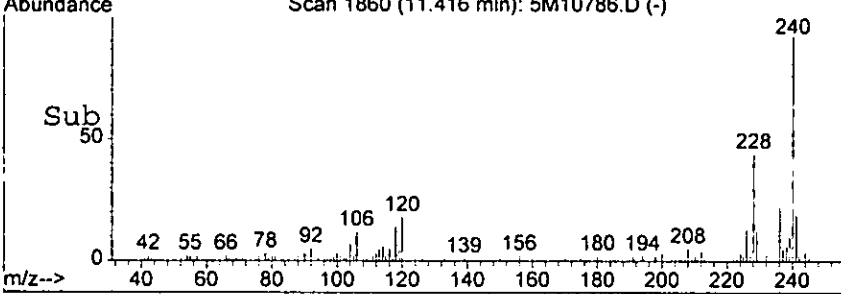
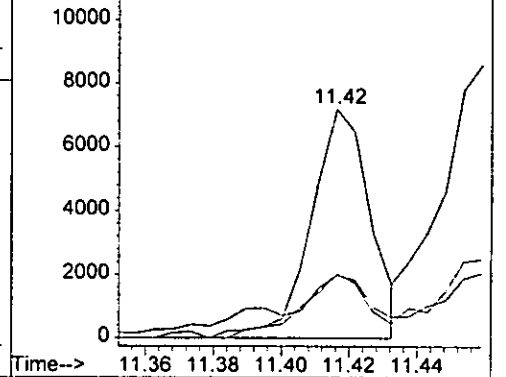
#85  
 Benzo[a]anthracene  
 Concen: 3.15 ng  
 RT: 11.42 min Scan# 1860  
 Delta R.T. -0.29 min  
 Lab File: 5M10786.D  
 Acq: 15 Sep 2005 13:43

1338

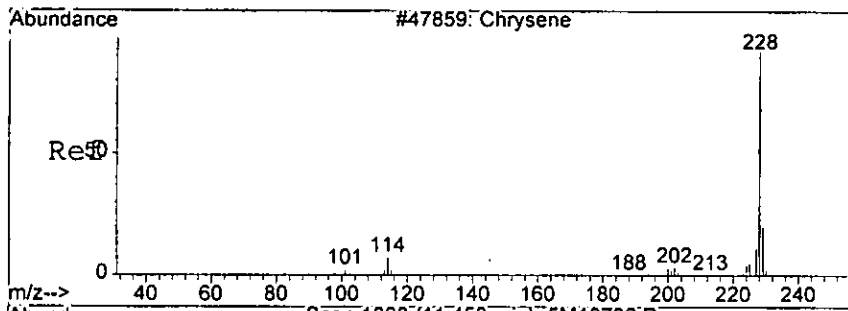
Tgt Ion	Resp:	Lower	Upper
228	8744		
229	22.7	0.0	58.7
226	28.2	0.0	66.4



Abundance Ion 228.00 (227.70 to 228.70): 5M1078  
 Ion 229.00 (228.70 to 229.70): 5M1078  
 Ion 226.00 (225.70 to 226.70): 5M1078

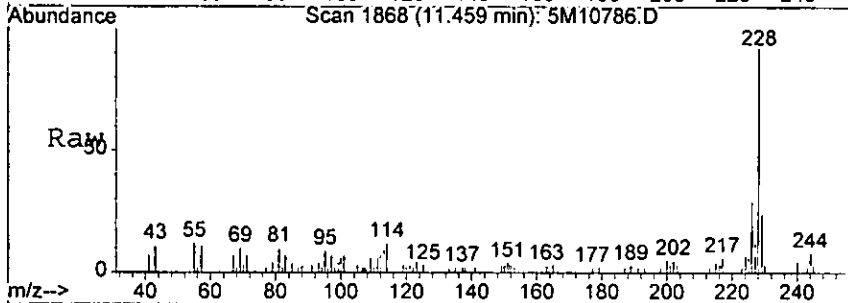


*Handwritten signature*

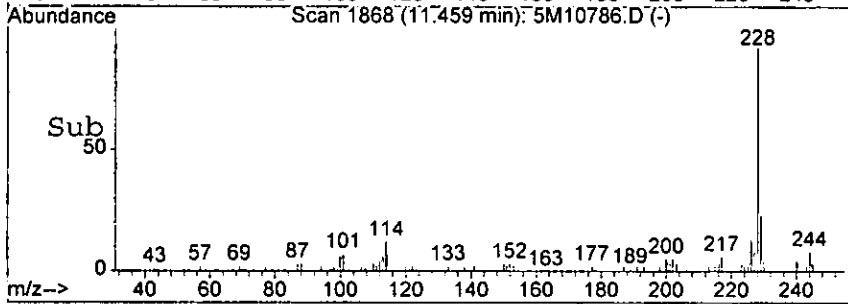
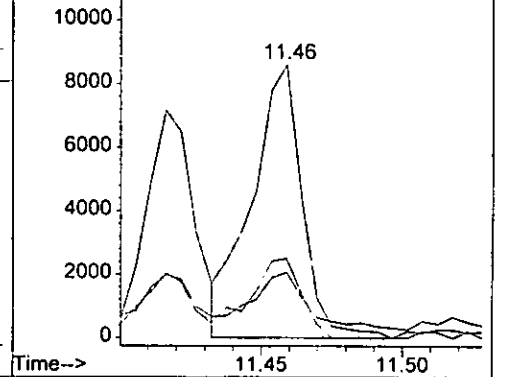


#86  
 Chrysene  
 Concen: 4.30 ng  
 RT: 11.46 min Scan# 1868  
 Delta R.T. -0.29 min  
 Lab File: 5M10786.D  
 Acq: 15 Sep 2005 13:43

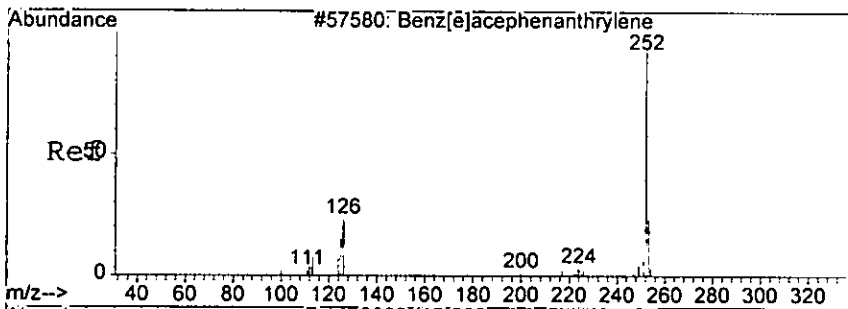
Tgt Ion:	228	Resp:	10753
Ion Ratio	100	Lower	Upper
226	29.1	9.1	49.1
229	20.4	0.0	60.1



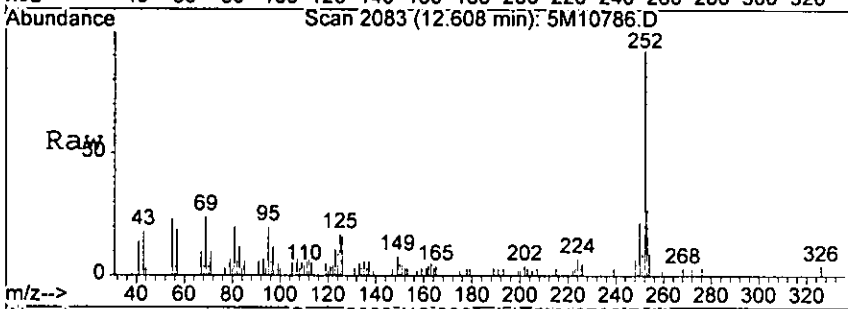
Abundance  
 Ion 228.00 (227.70 to 228.70): 5M1078  
 Ion 226.00 (225.70 to 226.70): 5M1078  
 Ion 229.00 (228.70 to 229.70): 5M1078



*hgs*

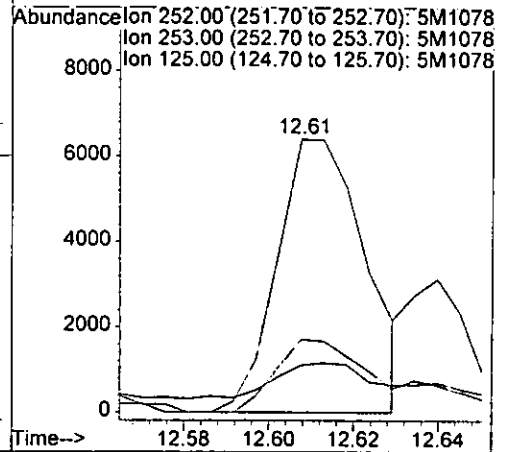
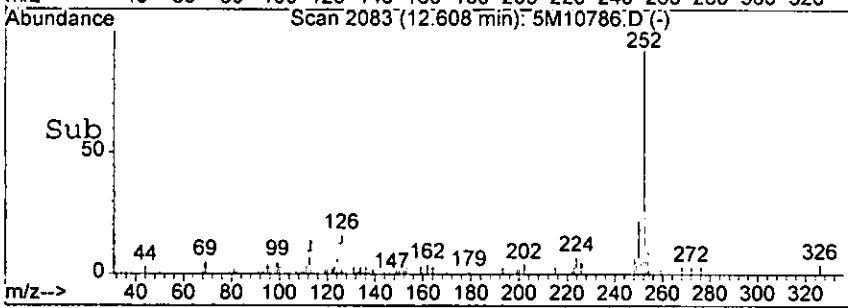


#90  
 Benzo[b]fluoranthene  
 Concen: 4.60 ng  
 RT: 12.61 min Scan# 2083  
 Delta R.T. -0.30 min  
 Lab File: 5M10786.D  
 Acq: 15 Sep 2005 13:43

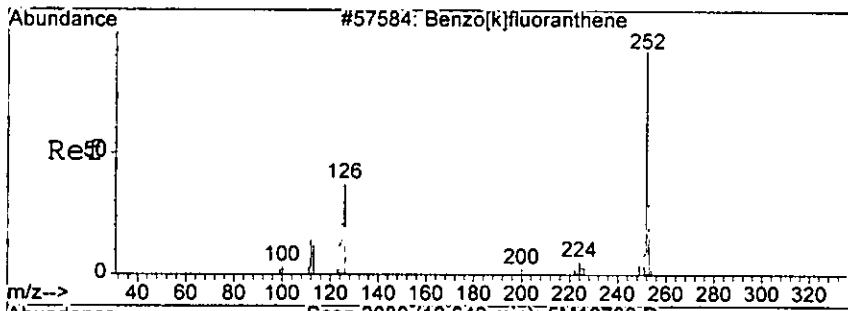


Tgt Ion: 252 Resp: 9199

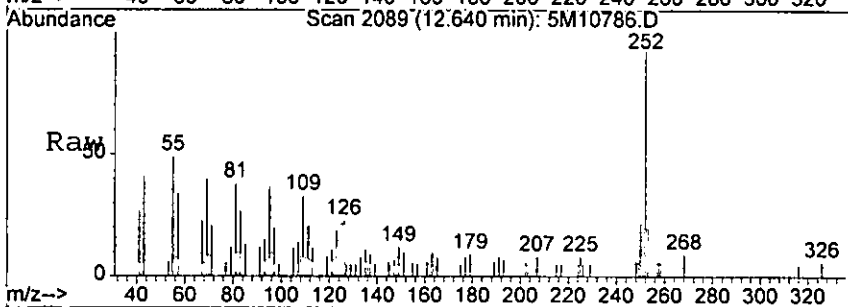
Ion	Ratio	Lower	Upper
252	100		
253	26.8	0.0	61.6
125	11.4	0.0	54.8



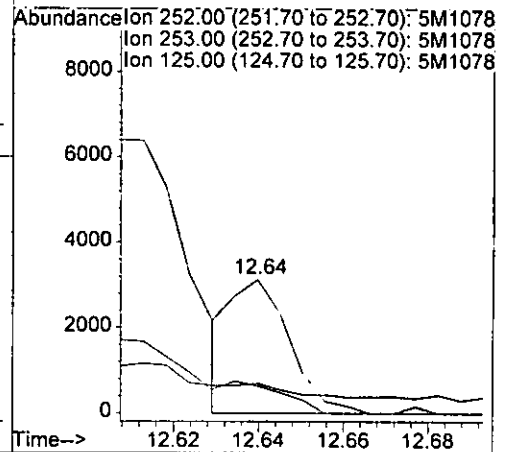
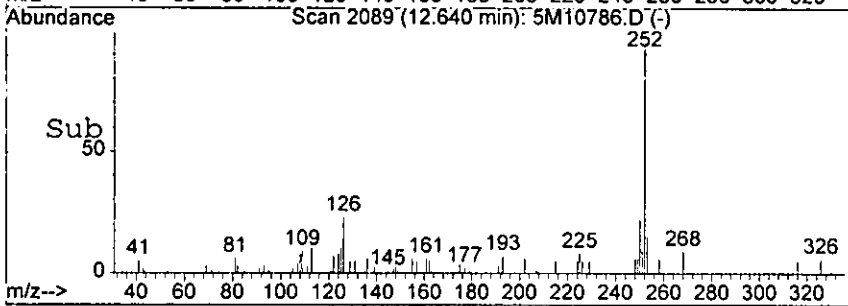
*hasor*



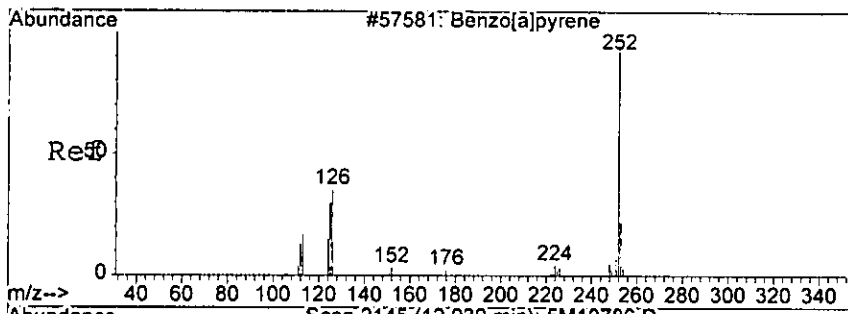
#91  
 Benzo [k] fluoranthene  
 Concen: 1.56 ng  
 RT: 12.64 min Scan# 2089  
 Delta R.T. -0.29 min  
 Lab File: 5M10786.D  
 Acq: 15 Sep 2005 13:43



Tgt Ion	Resp	Lower	Upper
252	3070	100	
253	20.3	0.0	62.3
125	9.8	0.0	56.6



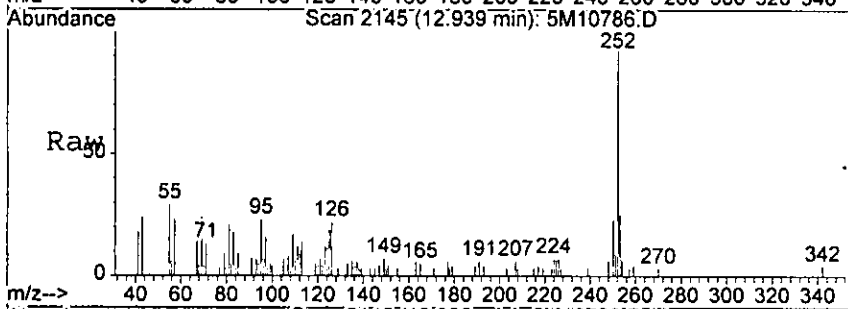
*Handwritten signature*



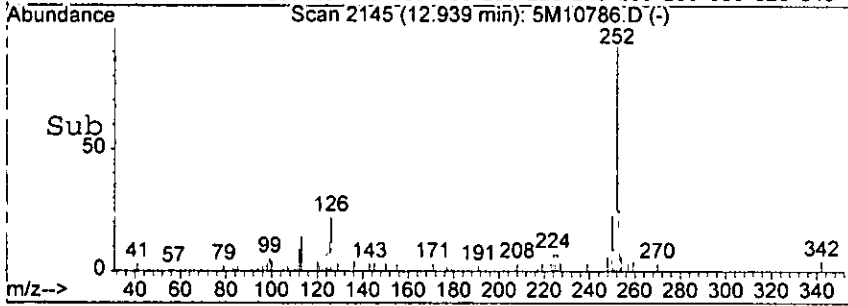
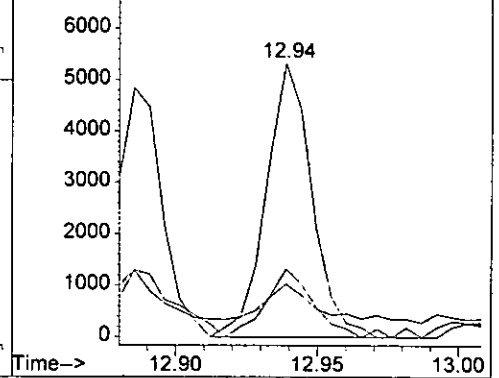
#92  
 Benzo[a]pyrene  
 Concen: 3.15 ng  
 RT: 12.94 min Scan# 2145  
 Delta R.T. -0.30 min  
 Lab File: 5M10786.D  
 Acq: 15 Sep 2005 13:43

311

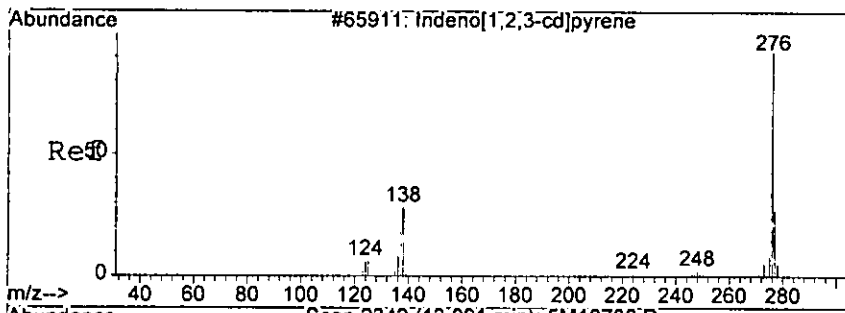
Tgt Ion	Ratio	Lower	Upper
252	100		
253	24.8	0.0	61.5
125	12.8	0.0	56.0



Abundance Ion 252.00 (251.70 to 252.70): 5M1078  
 Ion 253.00 (252.70 to 253.70): 5M1078  
 Ion 125.00 (124.70 to 125.70): 5M1078

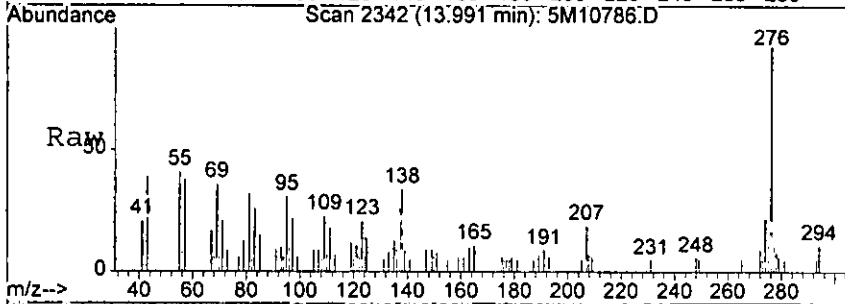


*handwritten signature*

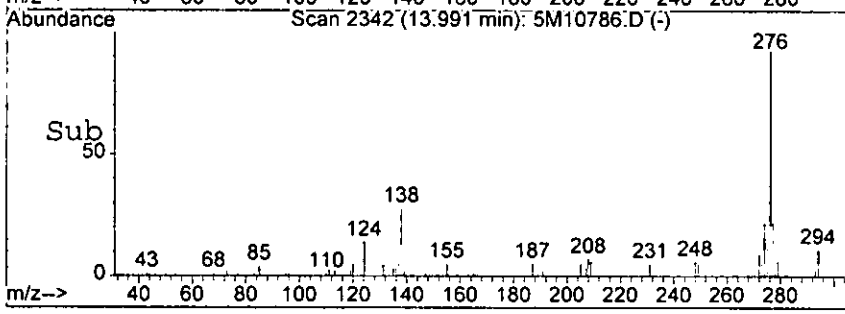
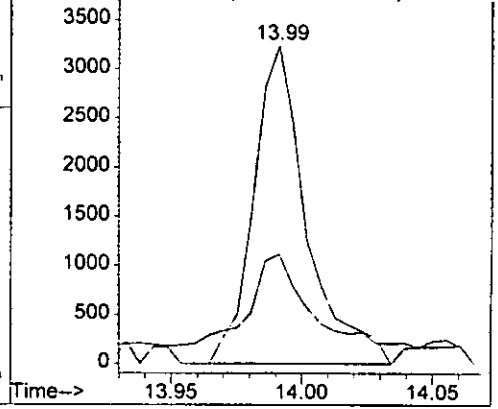


#93  
 Indeno[1,2,3-cd]pyrene  
 Concen: 2.14 ng  
 RT: 13.99 min Scan# 2342  
 Delta R.T. -0.31 min  
 Lab File: 5M10786.D  
 Acq: 15 Sep 2005 13:43

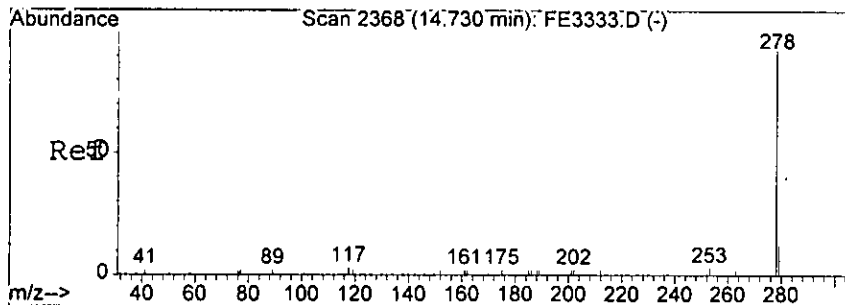
Tgt Ion	Resp	Lower	Upper
276	4562	100	
138	28.0	0.0	76.1



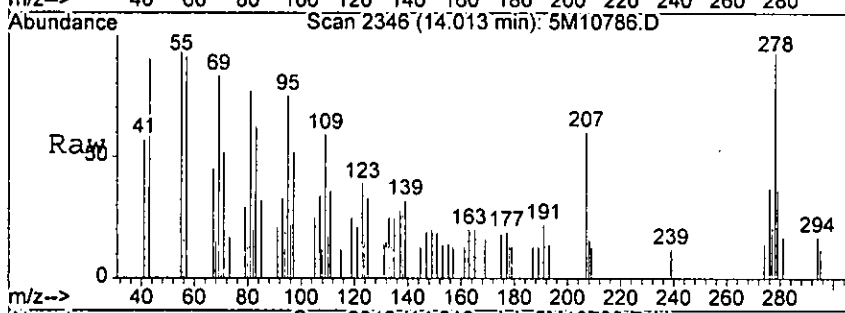
Abundance Ion 276.00 (275.70 to 276.70): 5M1078  
 Ion 138.00 (137.70 to 138.70): 5M1078



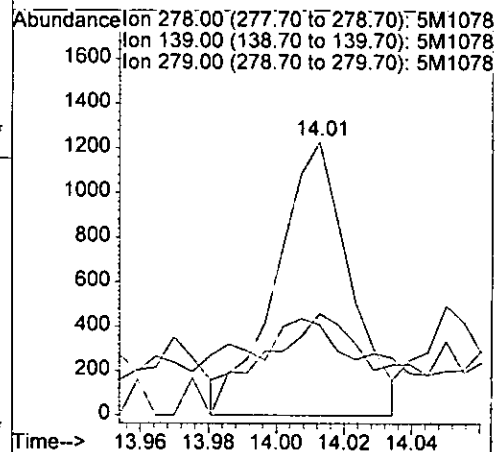
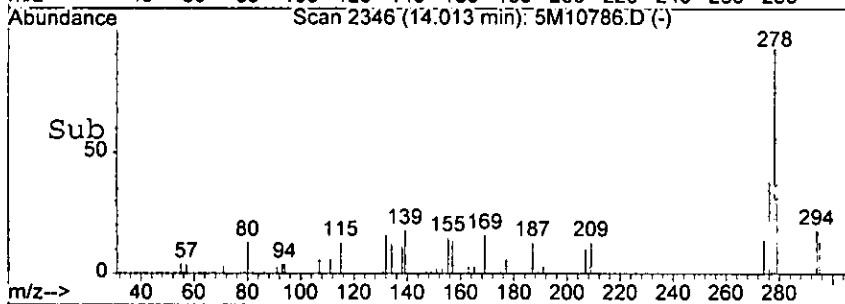
*Handwritten signature*



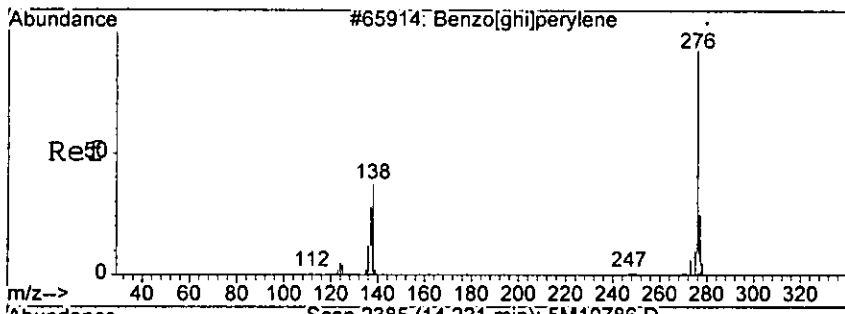
#94  
 Dibenzo[a,h]anthracene  
 Concen: 1.04 ng  
 RT: 14.01 min Scan# 2346  
 Delta R.T. -0.32 min  
 Lab File: 5M10786.D  
 Acq: 15 Sep 2005 13:43



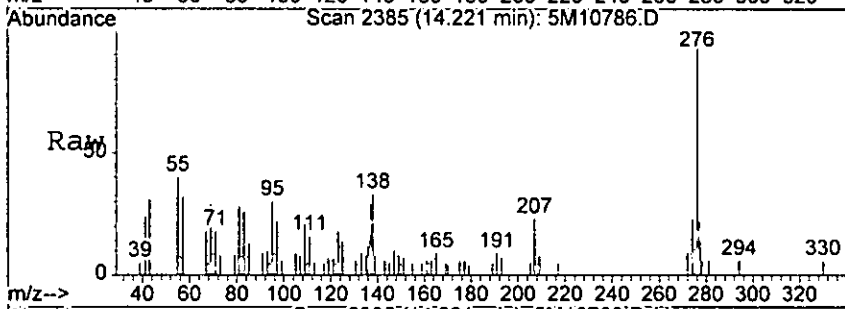
Tgt Ion	Resp	Lower	Upper
278	1851	100	
139	13.8	0.0	66.7
279	42.8	0.0	62.7



*hgar*

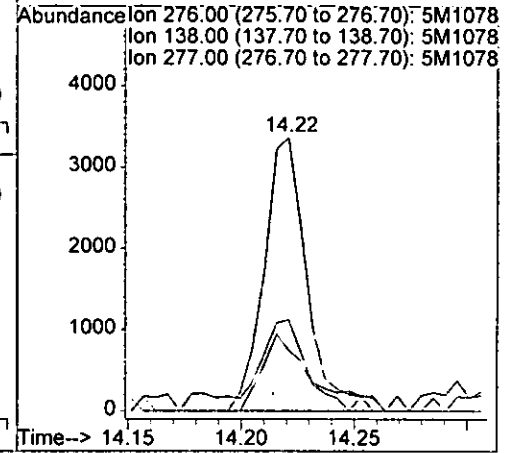
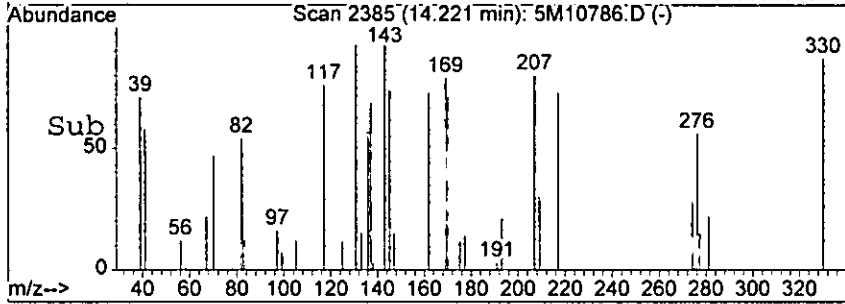


#95  
 Benzo[g,h,i]perylene  
 Concen: 2.48 ng  
 RT: 14.22 min Scan# 2385  
 Delta R.T. -0.34 min  
 Lab File: 5M10786.D  
 Acq: 15 Sep 2005 13:43



Tgt Ion: 276 Resp: 4442

Ion	Ratio	Lower	Upper
276	100		
138	28.5	0.0	78.3
277	22.1	0.0	64.0



*hgs*



## Form1

## ORGANICS SEMIVOLATILE REPORT

1342

Sample Number: AC19506-031(400X) Matrix: Soil  
 Client Id: PCTP68 (0.5) Initial Vol: 30g  
 Data File: 5M10864.D Final Vol: 1ml  
 Analysis Date: 09/19/05 16:16 Dilution: 400  
 Date Rec/Extracted: 09/09/05-09/14/05 Solids: 95

Units: mg/Kg

Cas #	Compound	RL	Conc	Cas #	Compound	RL	Conc
120-82-1	1,2,4-Trichlorobenzene	2.5	U	205-99-2	Benzo[b]fluoranthene	3.9	250
95-50-1	1,2-Dichlorobenzene	5.6	U	191-24-2	Benzo[g,h,i]perylene	2.0	91
122-66-7	1,2-Diphenylhydrazine	4.6	U	207-08-9	Benzo[k]fluoranthene	4.9	79
541-73-1	1,3-Dichlorobenzene	4.0	U	111-91-1	bis(2-Chloroethoxy)methan	3.3	U
106-46-7	1,4-Dichlorobenzene	2.5	U	111-44-4	bis(2-Chloroethyl)ether	6.2	U
95-95-4	2,4,5-Trichlorophenol	22	U	108-60-1	bis(2-chloroisopropyl)ether	2.9	U
88-06-2	2,4,6-Trichlorophenol	11	U	117-81-7	bis(2-Ethylhexyl)phthalate	8.9	U
120-83-2	2,4-Dichlorophenol	19	U	85-68-7	Butylbenzylphthalate	3.8	U
105-67-9	2,4-Dimethylphenol	12	U	86-74-8	Carbazole	2.7	140
51-28-5	2,4-Dinitrophenol	26	U	218-01-9	Chrysene	4.0	210
121-14-2	2,4-Dinitrotoluene	5.0	U	84-74-2	Di-n-butylphthalate	2.8	U
606-20-2	2,6-Dinitrotoluene	6.3	U	117-84-0	Di-n-octylphthalate	4.8	U
91-58-7	2-Chloronaphthalene	1.6	U	53-70-3	Dibenzo[a,h]anthracene	2.6	31
95-57-8	2-Chlorophenol	26	U	132-64-9	Dibenzofuran	18	230
91-57-6	2-Methylnaphthalene	24	230	84-66-2	Diethylphthalate	3.3	U
95-48-7	2-Methylphenol	52	U	131-11-3	Dimethylphthalate	2.4	U
88-74-4	2-Nitroaniline	18	U	206-44-0	Fluoranthene	2.3	700
88-75-5	2-Nitrophenol	17	U	86-73-7	Fluorene	3.4	320
106-44-5	3&4-Methylphenol	52	U	118-74-1	Hexachlorobenzene	5.7	U
91-94-1	3,3'-Dichlorobenzidine	25	U	87-68-3	Hexachlorobutadiene	3.4	U
99-09-2	3-Nitroaniline	35	U	77-47-4	Hexachlorocyclopentadiene	38	U
534-52-1	4,6-Dinitro-2-methylphenol	27	U	67-72-1	Hexachloroethane	4.9	U
101-55-3	4-Bromophenyl-phenylether	5.7	U	193-39-5	Indeno[1,2,3-cd]pyrene	2.4	88
59-50-7	4-Chloro-3-methylphenol	28	U	78-59-1	Isophorone	75	U
106-47-8	4-Chloroaniline	95	U	621-64-7	N-Nitroso-di-n-propylamine	4.5	U
7005-72-3	4-Chlorophenyl-phenylether	4.0	U	62-75-9	N-Nitrosodimethylamine	160	U
100-01-6	4-Nitroaniline	21	U	86-30-6	n-Nitrosodiphenylamine	3.8	U
100-02-7	4-Nitrophenol	20	U	91-20-3	Naphthalene	1.4	1900
83-32-9	Acenaphthene	2.3	22	98-95-3	Nitrobenzene	3.9	U
208-96-8	Acenaphthylene	2.1	85	87-86-5	Pentachlorophenol	14	U
120-12-7	Anthracene	2.8	250	85-01-8	Phenanthrene	3.1	1000
92-87-5	Benzidine	150	U	108-95-2	Phenol	23	U
56-55-3	Benzo[a]anthracene	2.0	220	129-00-0	Pyrene	3.2	490
50-32-8	Benzo[a]pyrene	2.3	190				

Worksheet #: 19611

Total Target Concentration 6526

U - Indicates the compound was analyzed but not detected.  
 B - Indicates the analyte was found in the blank as well as in the sample.  
 E - Indicates the analyte concentration exceeds the calibration range of the instrument.

R - Retention Time Out  
 J - Indicates an estimated value when a compound is detected at less than the specified detection limit.

Data File : G:\GcMsData\2005\Gcms\_5\Data\09-19-05\5M10864.D Vial: 1  
 Acq On : 19 Sep 2005 16:16 Operator: AHD  
 Sample : AC19506-031(400X) Inst : GCMS  
 Misc : S,BNA:400 Multiplr: 1.00  
 MS Integration Params: RTEINT.P  
 Quant Time: Sep 22 16:28 2005 Quant Results File: 5M\_0919.RES

Quant Method : G:\GCMSDATA\2005\GCMS\_5\METHODS\5M\_0919.M (RTE Integrator)  
 Title : @GCMS\_5,mg,625,8270  
 Last Update : Mon Sep 19 14:47:09 2005  
 Response via : Initial Calibration  
 DataAcq Meth : 5M\_RUN5

Internal Standards	R.T.	QIon	Response	Conc	Units	Dev (Min)
1) 1,4-Dichlorobenzene-d4	4.81	152	17277	40.00	ng	0.00
20) Naphthalene-d8	5.87	136	73549	40.00	ng	0.00
36) Acenaphthene-d10	7.18	164	46351	40.00	ng	0.00
61) Phenanthrene-d10	8.49	188	83876	40.00	ng	0.00
77) Chrysene-d12	11.43	240	73880	40.00	ng	0.00
88) Perylene-d12	13.00	264	55043	40.00	ng	0.00

## System Monitoring Compounds

4) 2-Fluorophenol	0.00	112	0	0.00	ng	
Spiked Amount	200.000		Recovery	=	0.00%	
8) Phenol-d5	0.00	99	0	0.00	ng	
Spiked Amount	200.000		Recovery	=	0.00%	
21) Nitrobenzene-d5	0.00	128	0	0.00	ng	
Spiked Amount	100.000		Recovery	=	0.00%	
41) 2-Fluorobiphenyl	6.68	172	143	0.09	ng	0.00
Spiked Amount	100.000		Recovery	=	0.09%	
64) 2,4,6-Tribromophenol	0.00	330	0	0.00	ng	
Spiked Amount	200.000		Recovery	=	0.00%	
80) Terphenyl-d14	10.24	244	210	0.12	ng	0.00
Spiked Amount	100.000		Recovery	=	0.12%	

## Target Compounds

Target Compounds	R.T.	QIon	Response	Conc	Units	Qvalue
30) Naphthalene	5.89	128	260034	132.08	ng	100
34) 2-Methylnaphthalene	6.41	142	21982	16.23	ng	100
47) Acenaphthylene	7.07	152	12999	6.07	ng	98
50) Acenaphthene	7.21	153	2142	1.58	ng	98
53) Dibenzofuran	7.35	168	32772	16.22	ng	99
57) Fluorene	7.63	166	36565	23.04	ng	99
70) Phenanthrene	8.52	178	178031	71.64	ng	99
71) Anthracene	8.57	178	45757	17.94	ng	99
72) Carbazole	8.75	167	23211	9.99	ng	98
76) Fluoranthene	9.78	202	137659	49.56	ng	96
78) Pyrene	10.02	202	101788	34.91	ng	92
85) Benzo[a]anthracene	11.42	228	43365	15.36	ng	97
86) Chrysene	11.45	228	38304	15.21	ng	98
90) Benzo[b]fluoranthene	12.61	252	40502m	17.82	ng	
91) Benzo[k]fluoranthene	12.63	252	12437m	5.60	ng	
92) Benzo[a]pyrene	12.94	252	29031	13.63	ng	95
93) Indeno[1,2,3-cd]pyrene	13.99	276	15252	6.24	ng	87
94) Dibenzo[a,h]anthracene	14.01	278	4533	2.21	ng	89
95) Benzo[g,h,i]perylene	14.22	276	13119	6.50	ng	88


(#) = qualifier out of range (m) = manual integration

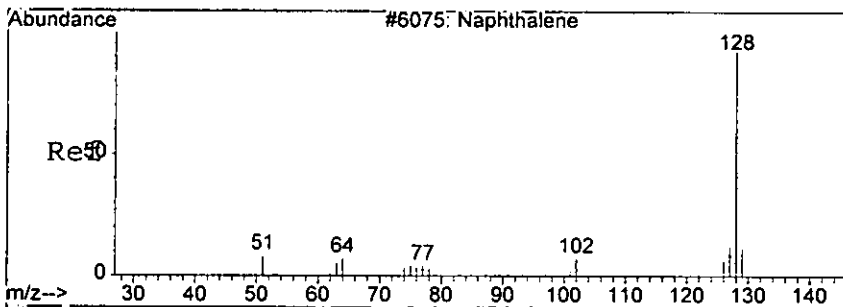
Quantitation Report

Data File : G:\GcMsData\2005\Gcms\_5\Data\09-19-05\5M10864.D Vial: 1  
Acq On : 19 Sep 2005 16:16 Operator: AHD  
Sample : AC19506-031(400X) Inst : GCMS\_5  
Misc : S,BNA:400 Multiplr: 1.00  
MS Integration Params: RTEINT.P  
Quant Time: Sep 22 16:28 2005

Quant Results File: 5M\_0919.RES

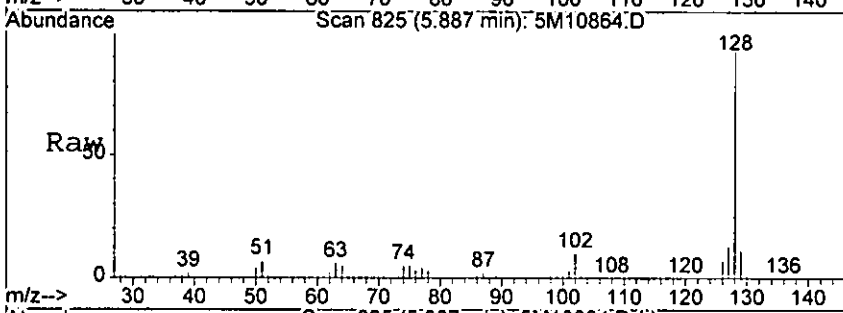
Method : G:\GCMSDATA\2005\GCMS\_5\METHODS\5M\_0919.M (RTE Integrator)  
Title : @GCMS\_5,mg,625,8270  
Last Update : Mon Sep 19 14:44:40 2005  
Response via : Initial Calibration





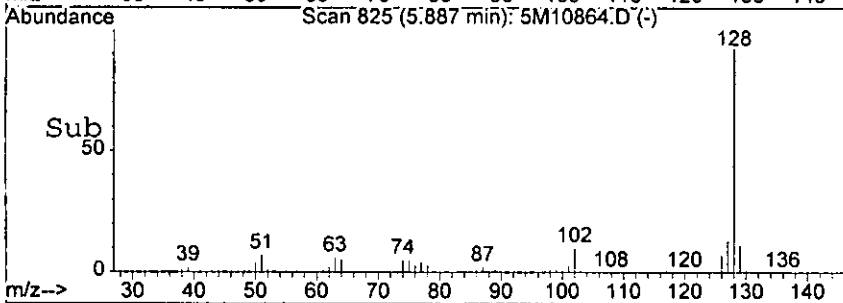
#30  
 Naphthalene  
 Concn: 132.08 ng  
 RT: 5.89 min Scan# 825  
 Delta R.T. -0.00 min  
 Lab File: 5M10864.D  
 Acq: 19 Sep 2005 16:16

132.08

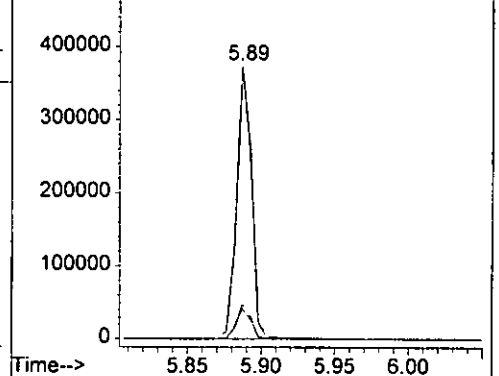


Tgt Ion: 128 Resp: 260034

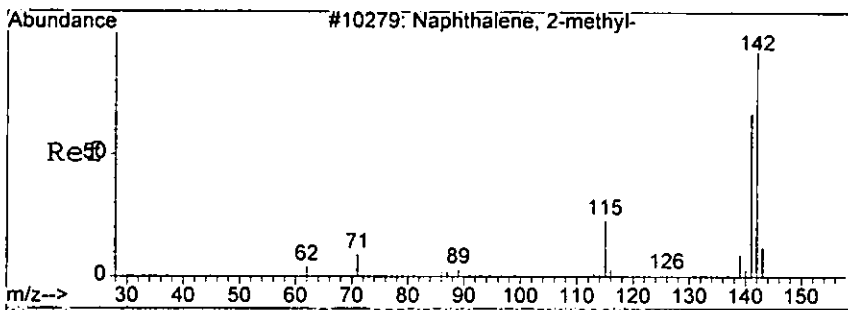
Ion	Ratio	Lower	Upper
128	100		
129	11.2	0.0	50.9
127	12.7	0.0	52.6



Abundance  
 Ion 128.00 (127.70 to 128.70): 5M1086  
 Ion 129.00 (128.70 to 129.70): 5M1086  
 Ion 127.00 (126.70 to 127.70): 5M1086



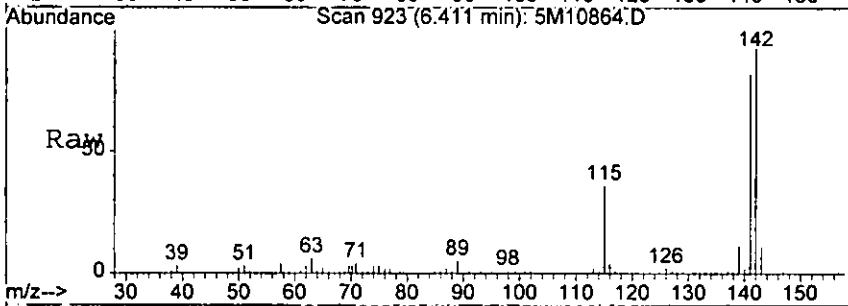
*Handwritten signature*



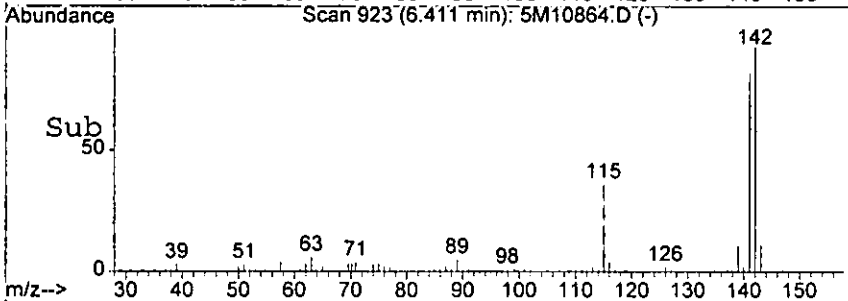
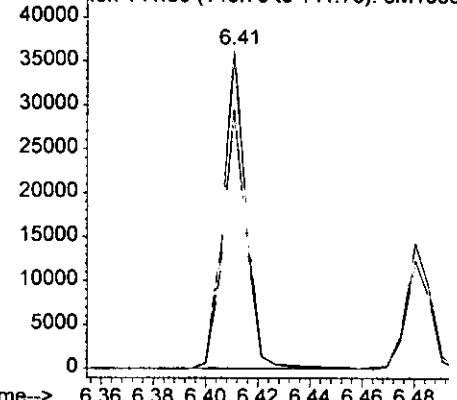
#34  
 2-Methylnaphthalene  
 Concen: 16.23 ng  
 RT: 6.41 min Scan# 923  
 Delta R.T. -0.00 min  
 Lab File: 5M10864.D  
 Acq: 19 Sep 2005 16:16

1342

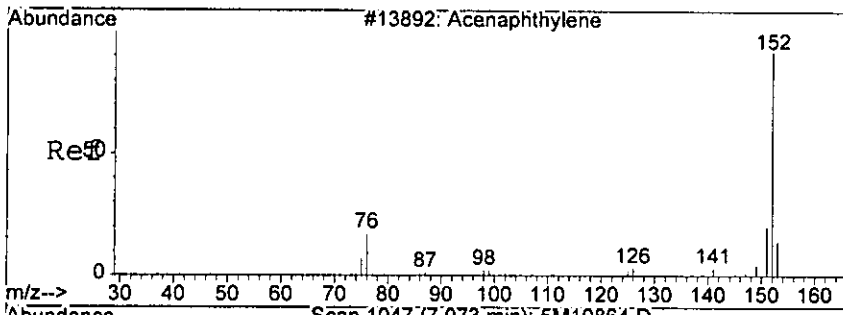
Tgt Ion:142 Resp: 21982  
 Ion Ratio Lower Upper  
 142 100  
 141 81.6 42.0 122.0



Abundance Ion 142.00 (141.70 to 142.70): 5M1086  
 Ion 141.00 (140.70 to 141.70): 5M1086

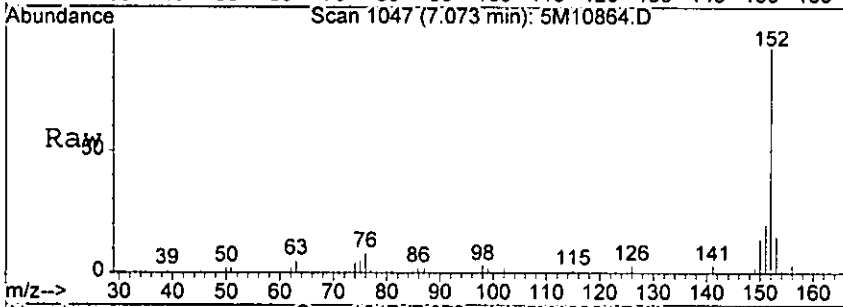


*Handwritten signature*

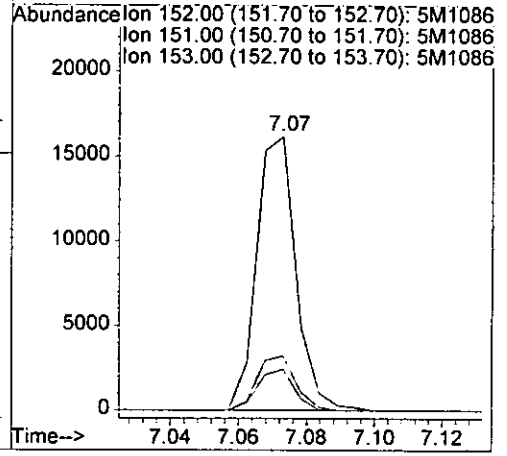
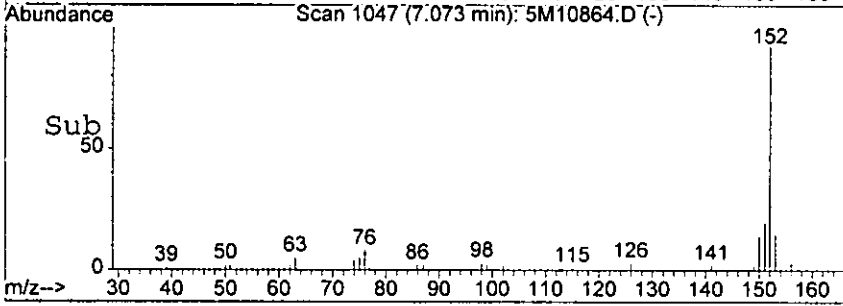


#47  
 Acenaphthylene  
 Concen: 6.07 ng  
 RT: 7.07 min Scan# 1047  
 Delta R.T. -0.00 min  
 Lab File: 5M10864.D  
 Acq: 19 Sep 2005 16:16

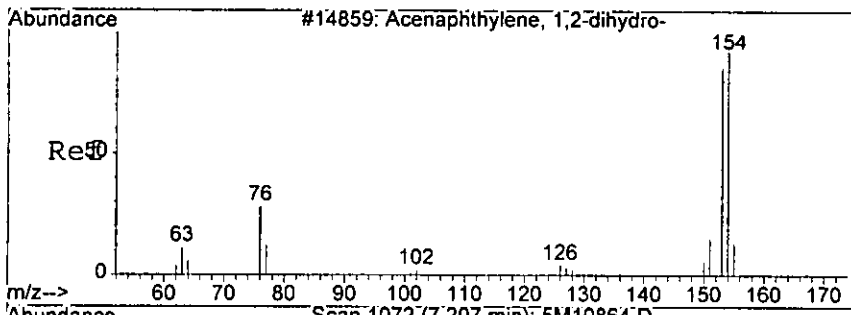
1367



Tgt Ion	Resp	Lower	Upper
152	12999		
151	19.9	0.0	59.1
153	15.1	0.0	53.9

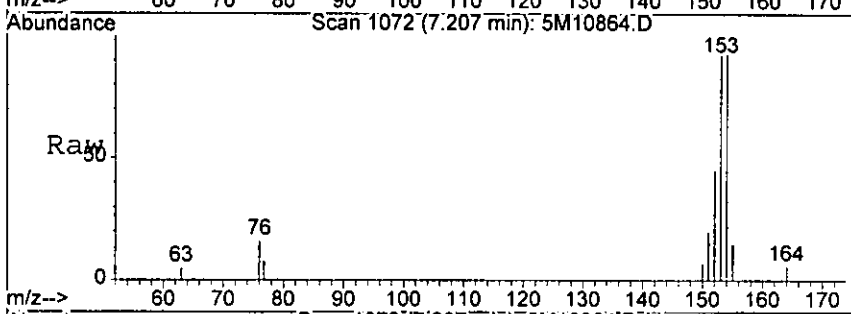


*handwritten signature*



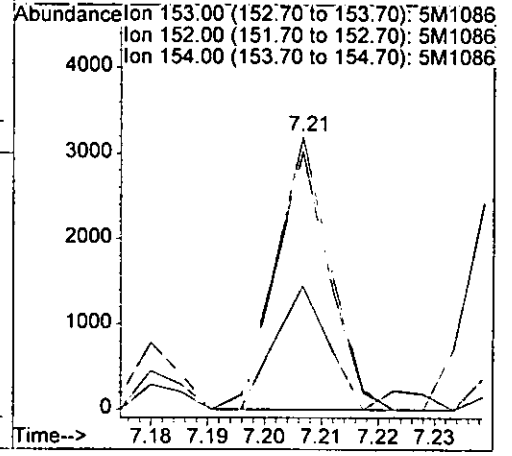
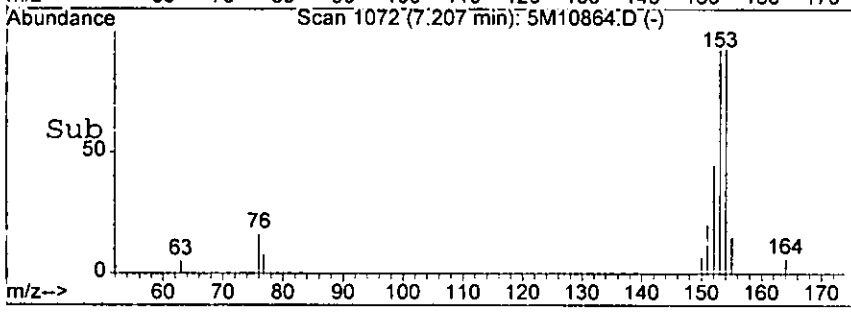
#50  
 Acenaphthene  
 Concen: 1.58 ng  
 RT: 7.21 min Scan# 1072  
 Delta R.T. -0.00 min  
 Lab File: 5M10864.D  
 Acq: 19 Sep 2005 16:16

1348

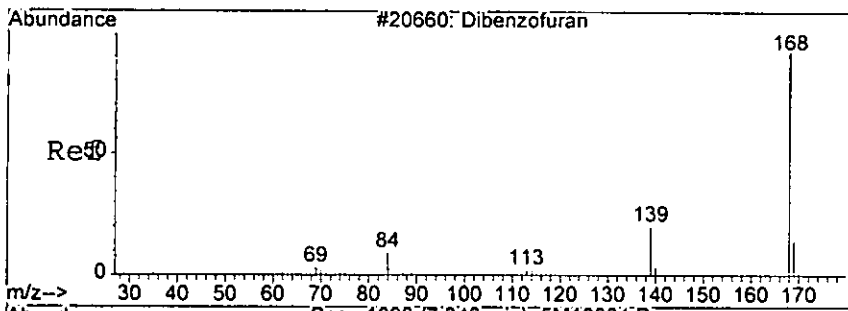


Tgt Ion: 153 Resp: 2142

Ion	Ratio	Lower	Upper
153	100		
152	45.4	5.1	85.1
154	94.7	57.6	137.6



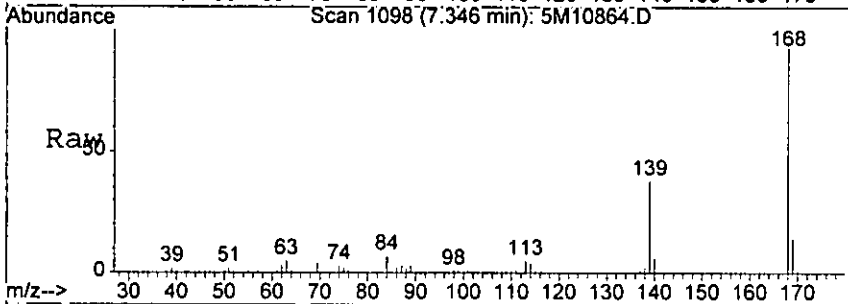
*Handwritten signature*



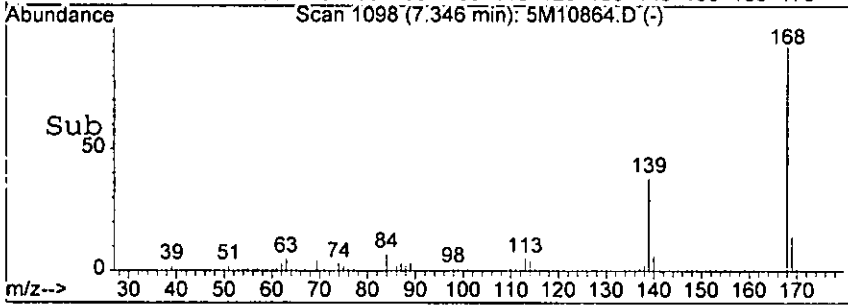
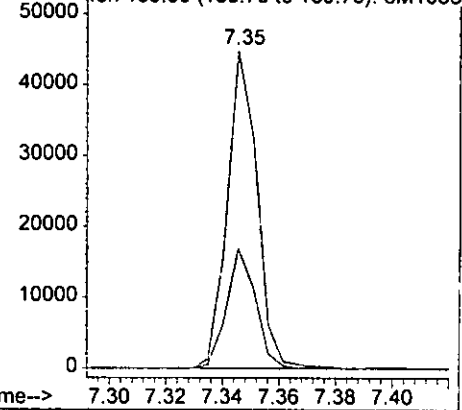
#53  
 Dibenzofuran  
 Concen: 16.22 ng  
 RT: 7.35 min Scan# 1098  
 Delta R.T. -0.01 min  
 Lab File: 5M10864.D  
 Acq: 19 Sep 2005 16:16

134.5

Tgt Ion:168 Resp: 32772  
 Ion Ratio Lower Upper  
 168 100  
 139 37.7 7.1 67.1

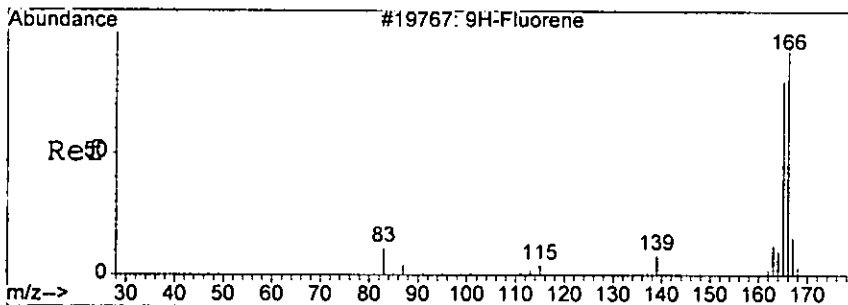


Abundance Ion 168.00 (167.70 to 168.70): 5M1086  
 Ion 139.00 (138.70 to 139.70): 5M1086



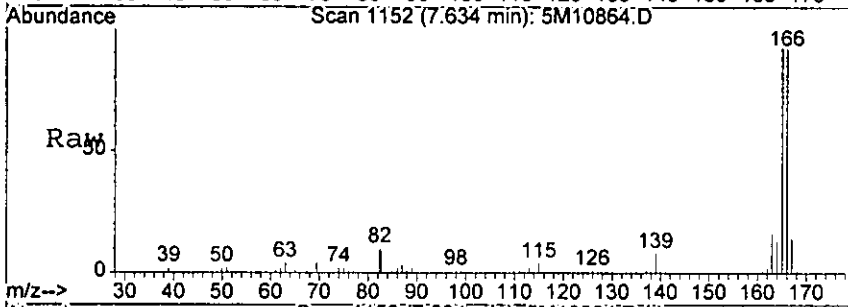
*h900*



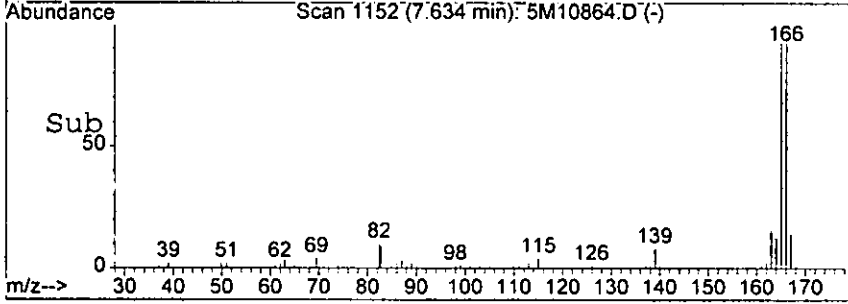
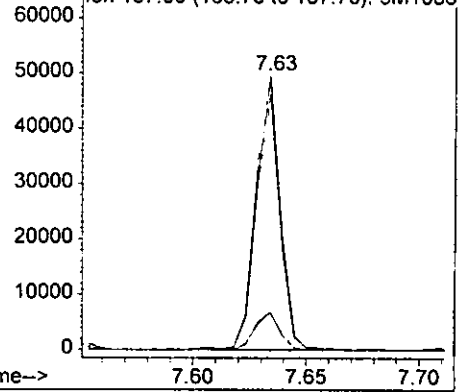


#57  
 Fluorene  
 Concen: 23.04 ng  
 RT: 7.63 min Scan# 1152  
 Delta R.T. -0.00 min  
 Lab File: 5M10864.D  
 Acq: 19 Sep 2005 16:16

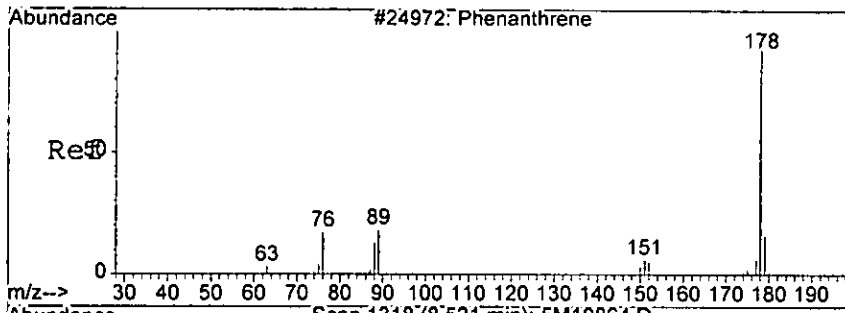
Tgt Ion	Resp	Lower	Upper
166	36565		
165	93.6	52.1	132.1
167	13.8	0.0	53.7



Abundance Ion 166.00 (165.70 to 166.70): 5M1086  
 Ion 165.00 (164.70 to 165.70): 5M1086  
 Ion 167.00 (166.70 to 167.70): 5M1086

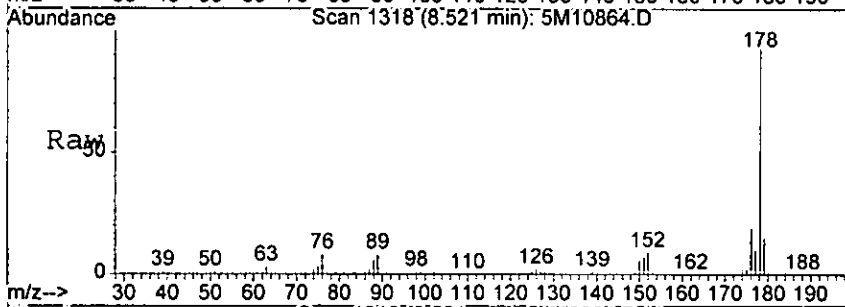


*hazard*



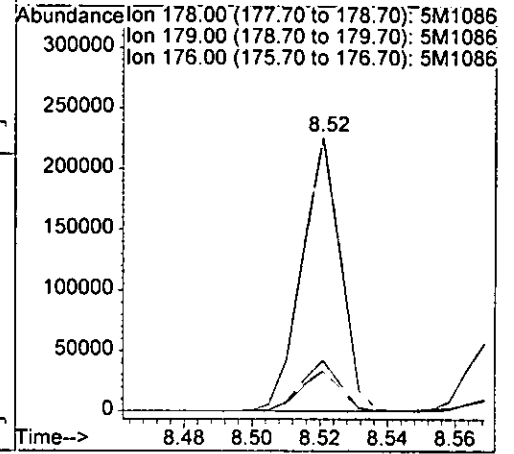
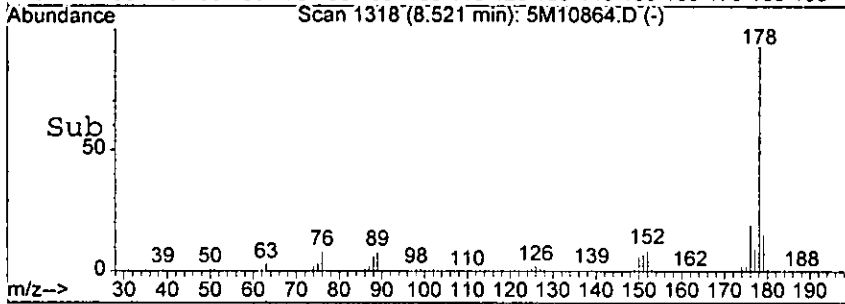
#70  
 Phenanthrene  
 Concen: 71.64 ng  
 RT: 8.52 min Scan# 1318  
 Delta R.T. -0.00 min  
 Lab File: 5M10864.D  
 Acq: 19 Sep 2005 16:16

1318

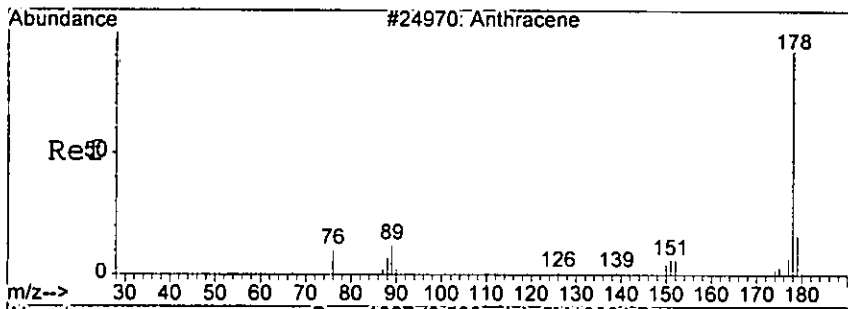


Tgt Ion: 178 Resp: 178031

Ion	Ratio	Lower	Upper
178	100		
179	14.7	0.0	54.9
176	18.6	0.0	57.7



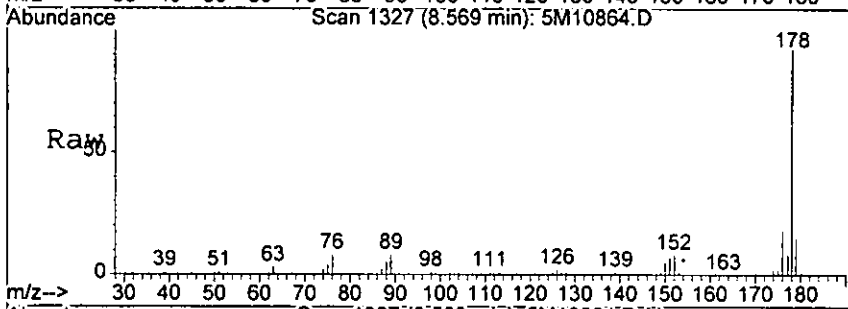
*Handwritten signature/initials*



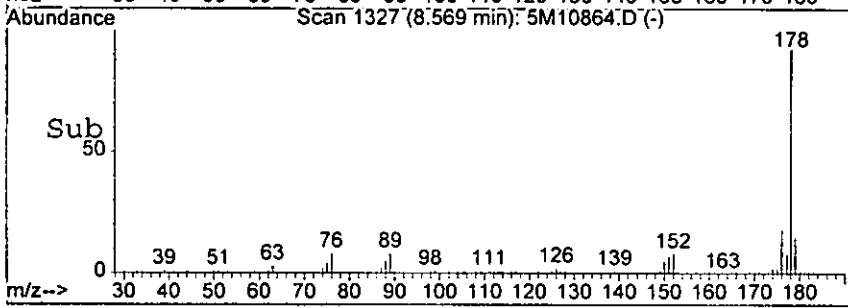
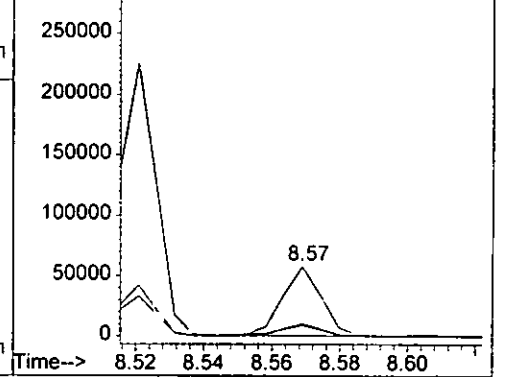
#71  
 Anthracene  
 Concen: 17.94 ng  
 RT: 8.57 min Scan# 1327  
 Delta R.T. -0.00 min  
 Lab File: 5M10864.D  
 Acq: 19 Sep 2005 16:16

1352

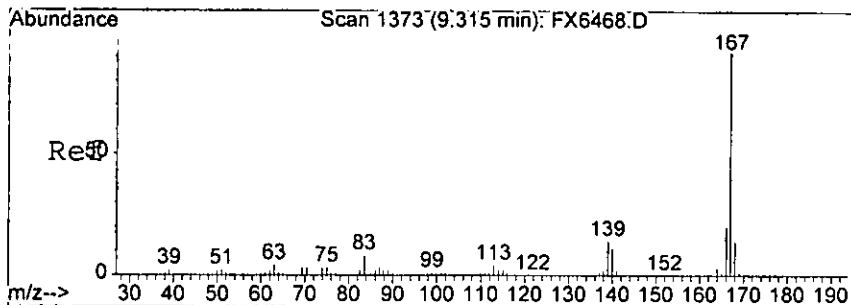
Tgt Ion	Resp	Lower	Upper
178	45757		
179	15.1	0.0	54.3
176	17.9	0.0	57.7



Abundance Ion 178.00 (177.70 to 178.70): 5M1086  
 Ion 179.00 (178.70 to 179.70): 5M1086  
 Ion 176.00 (175.70 to 176.70): 5M1086

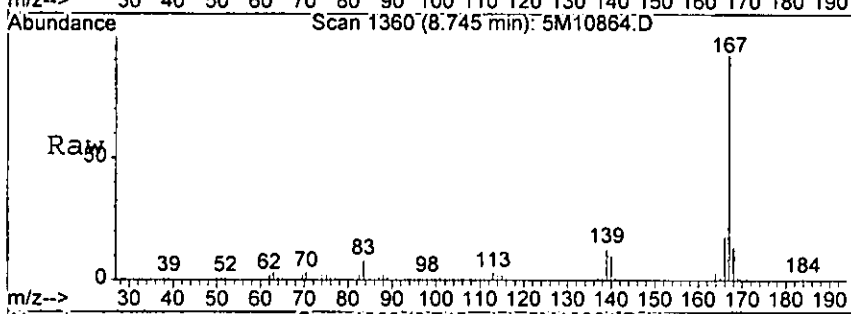


*Handwritten signature*



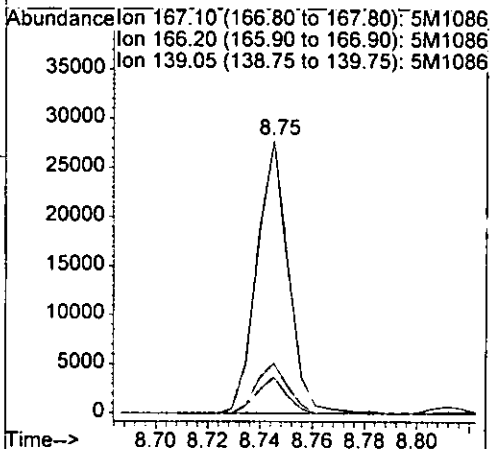
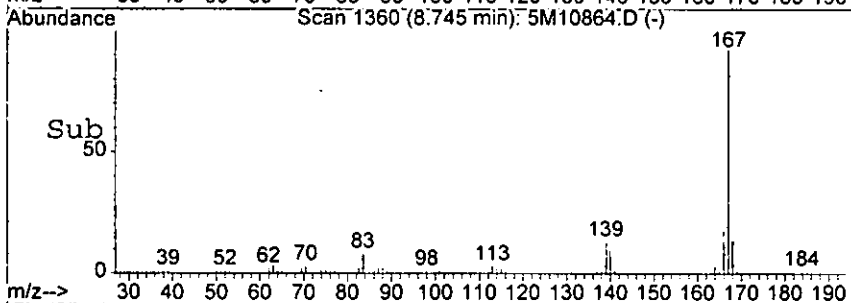
#72  
 Carbazole  
 Concen: 9.99 ng  
 RT: 8.75 min Scan# 1360  
 Delta R.T. -0.00 min  
 Lab File: 5M10864.D  
 Acq: 19 Sep 2005 16:16

1357

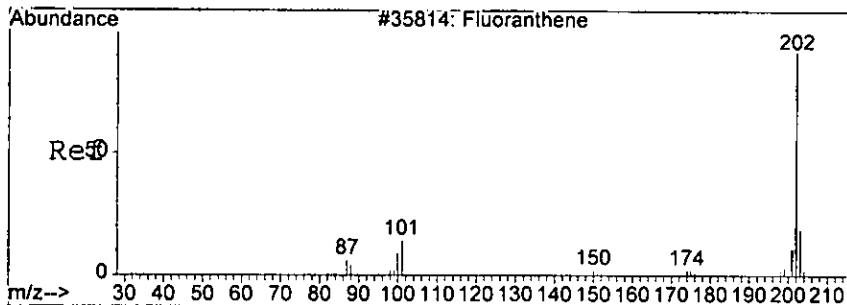


Tgt Ion: 167 Resp: 23211

Ion	Ratio	Lower	Upper
167	100		
166	18.4	0.0	39.5
139	13.1	0.0	33.0

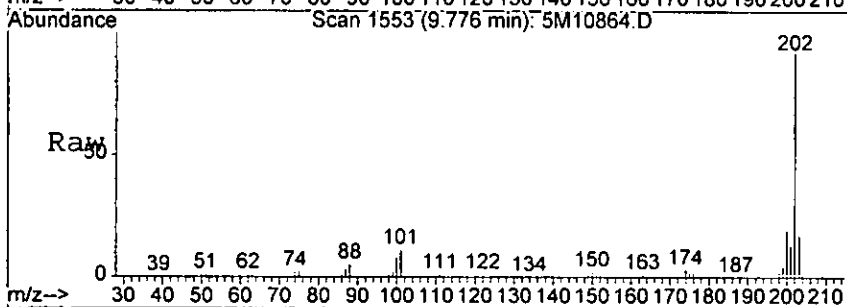


*lgoo*

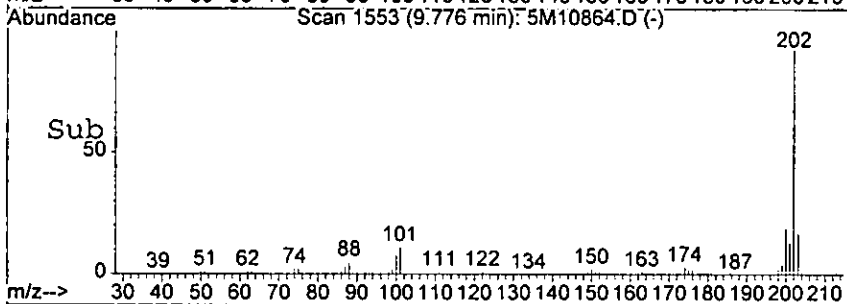
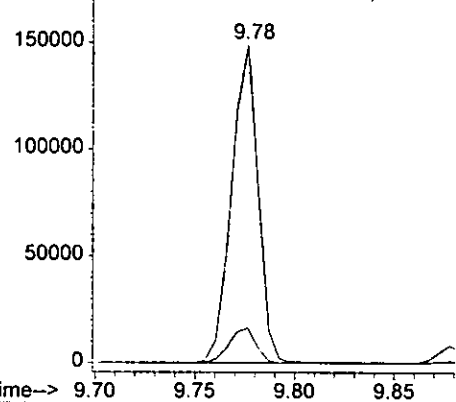


#76  
 Fluoranthene  
 Concen: 49.56 ng  
 RT: 9.78 min Scan# 1553  
 Delta R.T. -0.00 min  
 Lab File: 5M10864.D  
 Acq: 19 Sep 2005 16:16

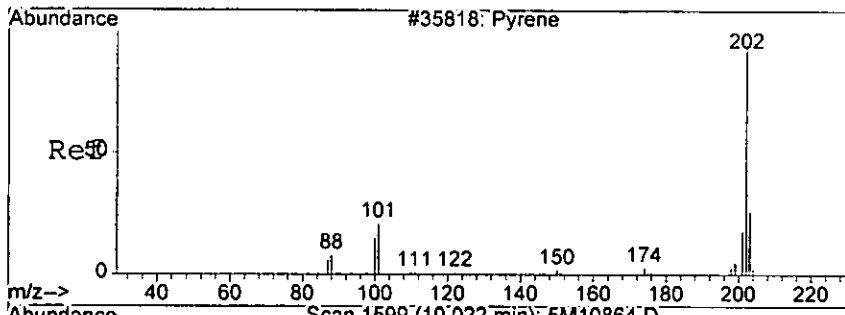
Tgt Ion: 202 Resp: 137659  
 Ion Ratio Lower Upper  
 202 100  
 101 11.0 0.0 52.5



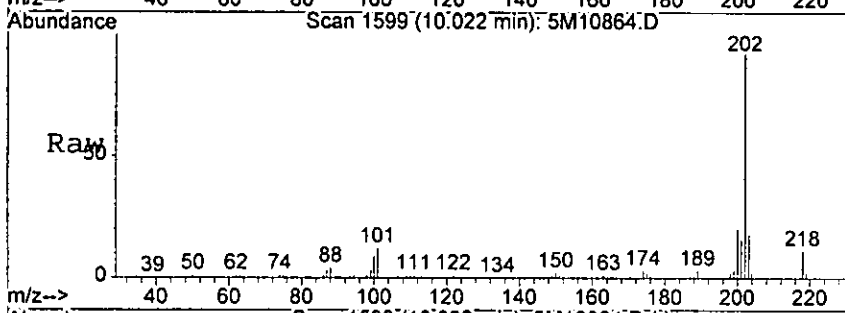
Abundance Ion 202.00 (201.70 to 202.70): 5M1086  
 Ion 101.00 (100.70 to 101.70): 5M1086



*Handwritten signature*

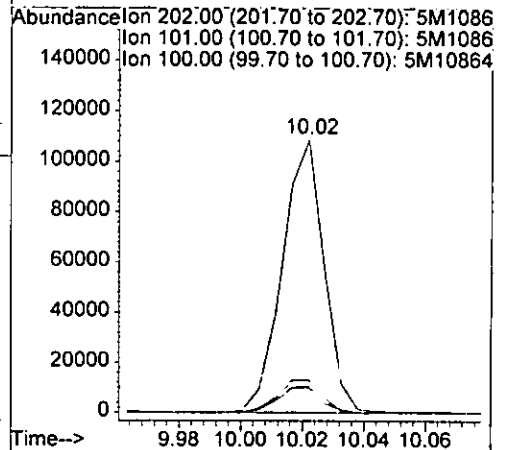
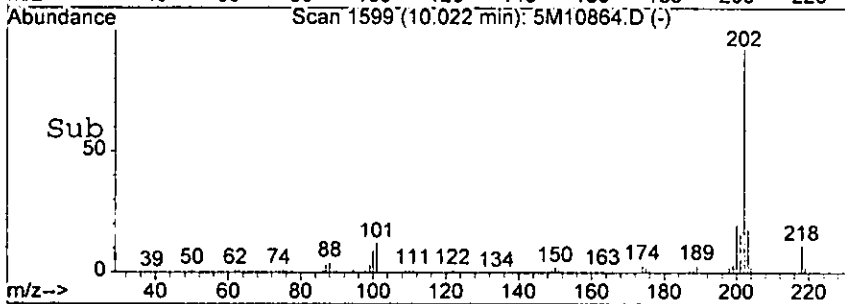


#78  
 Pyrene  
 Concen: 34.91 ng  
 RT: 10.02 min Scan# 1599  
 Delta R.T. -0.00 min  
 Lab File: 5M10864.D  
 Acq: 19 Sep 2005 16:16

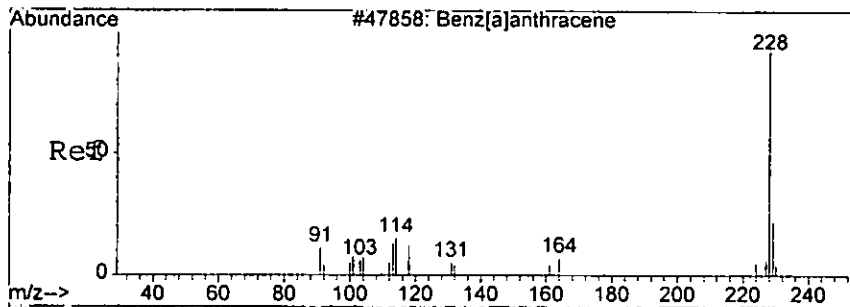


Tgt Ion: 202 Resp: 101788

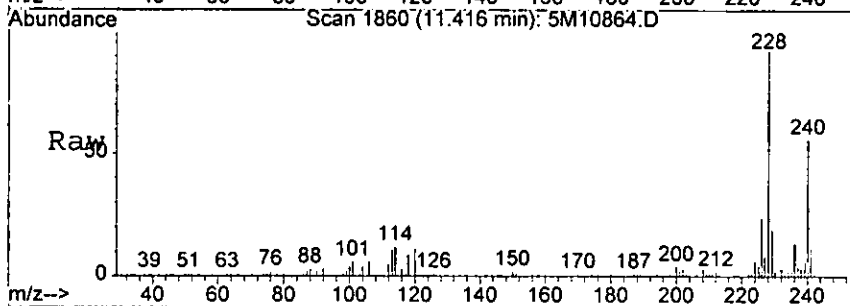
Ion	Ratio	Lower	Upper
202	100		
101	12.0	0.0	55.5
100	9.4	0.0	52.1



*kgor*

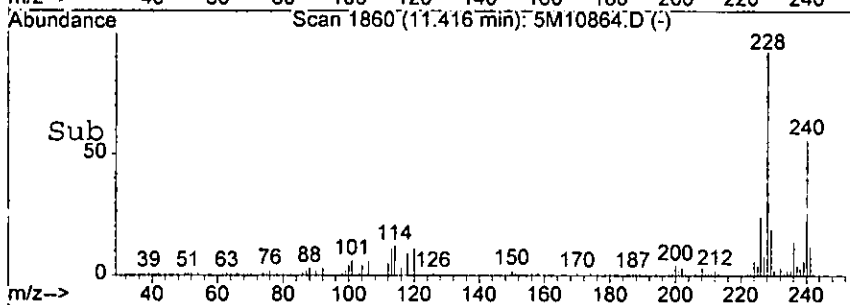


#85  
 Benzo[a]anthracene  
 Concen: 15.36 ng  
 RT: 11.42 min Scan# 1860  
 Delta R.T. -0.00 min  
 Lab File: 5M10864.D  
 Acq: 19 Sep 2005 16:16

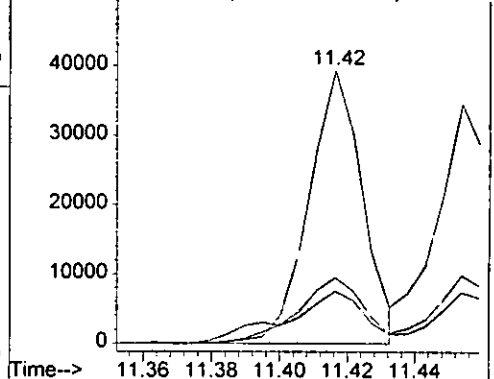


Tgt Ion: 228 Resp: 43365

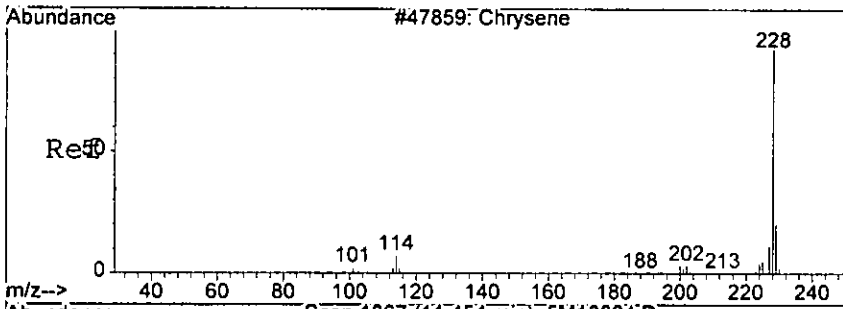
Ion	Ratio	Lower	Upper
228	100		
229	18.3	0.0	58.7
226	24.2	0.0	66.4



Abundance Ion 228.00 (227.70 to 228.70): 5M1086  
 Ion 229.00 (228.70 to 229.70): 5M1086  
 Ion 226.00 (225.70 to 226.70): 5M1086



*Report*

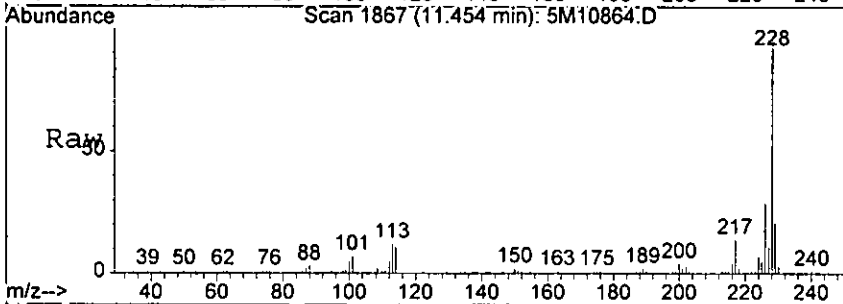


#86  
 Chrysene  
 Concen: 15.21 ng  
 RT: 11.45 min Scan# 1867  
 Delta R.T. -0.01 min  
 Lab File: 5M10864.D  
 Acq: 19 Sep 2005 16:16

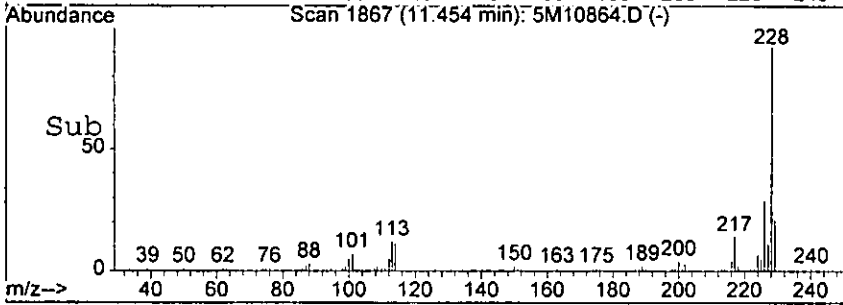
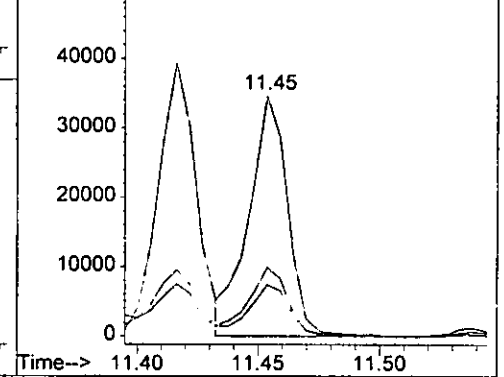
1357

Tgt Ion: 228 Resp: 38304

Ion	Ratio	Lower	Upper
228	100		
226	28.6	9.1	49.1
229	21.4	0.0	60.1

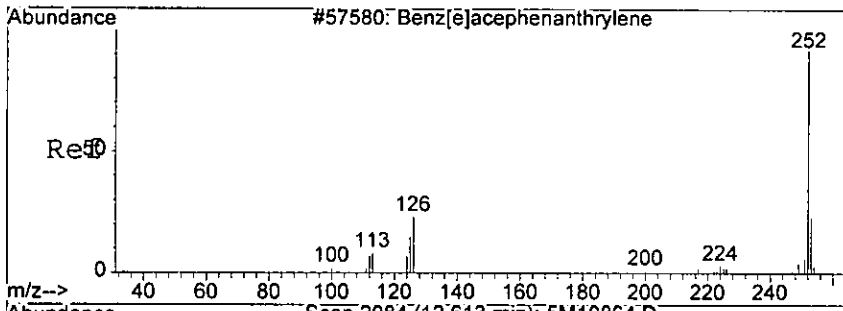


Abundance Ion 228.00 (227.70 to 228.70): 5M1086  
 Ion 226.00 (225.70 to 226.70): 5M1086  
 Ion 229.00 (228.70 to 229.70): 5M1086

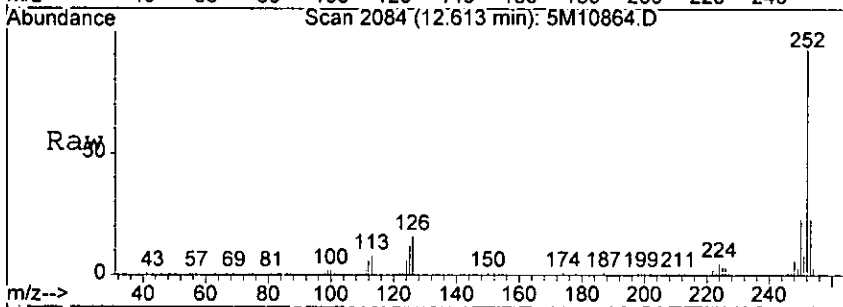


*heer*

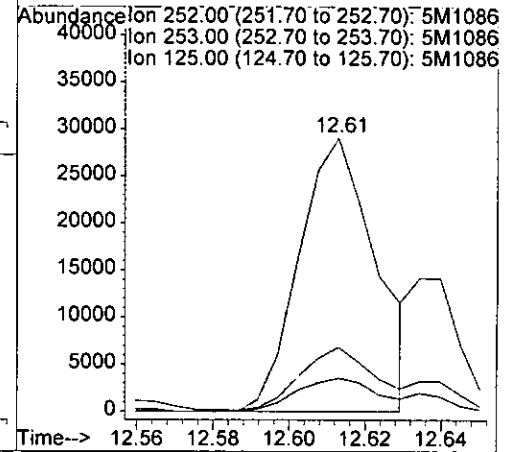
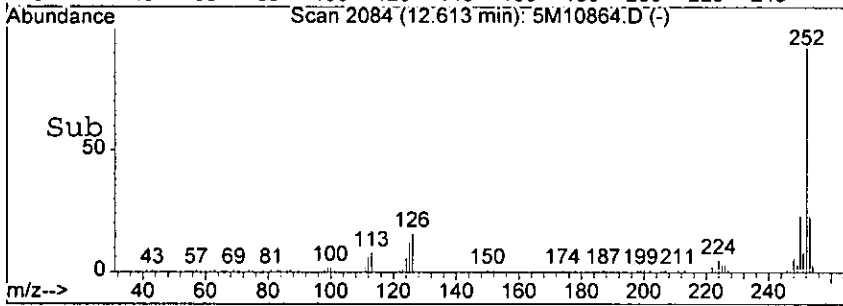




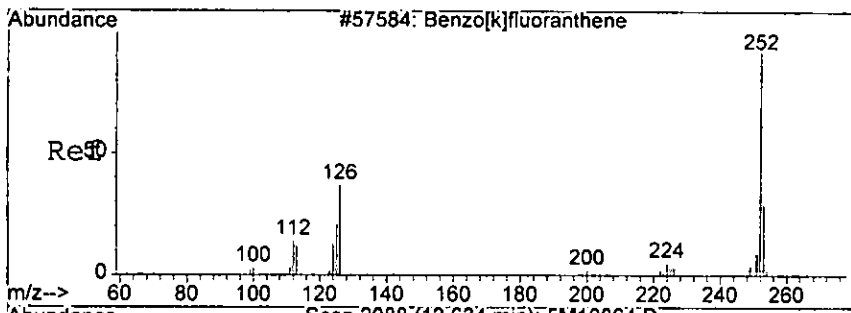
#90  
 Benzo[b]fluoranthene  
 Concn: 17.82 ng m  
 RT: 12.61 min Scan# 2084  
 Delta R.T. -0.00 min  
 Lab File: 5M10864.D  
 Acq: 19 Sep 2005 16:16



Tgt Ion	Resp	Lower	Upper
252	40502	100	
253	23.5	0.0	61.6
125	12.3	0.0	54.8

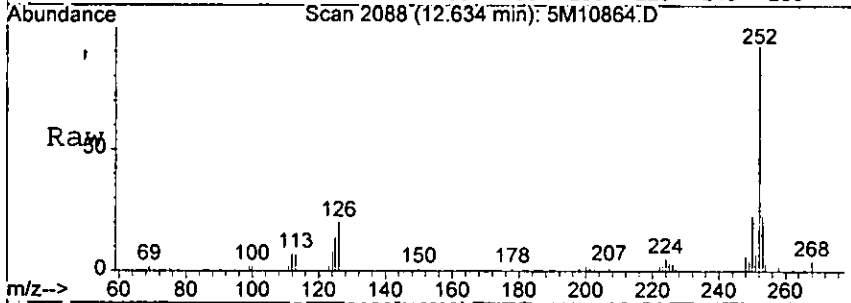


*Handwritten signature*

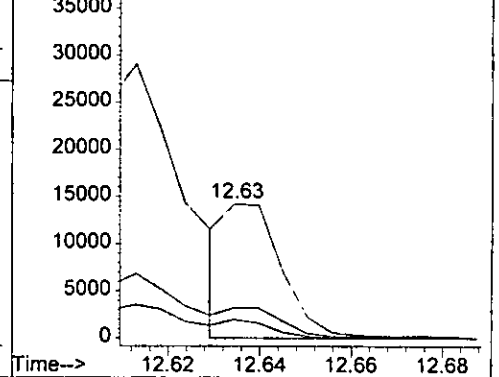
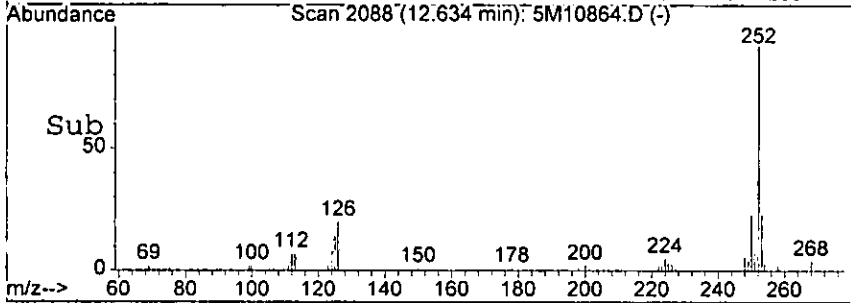


#91  
 Benzo[k]fluoranthene  
 Concen: 5.60 ng m  
 RT: 12.63 min Scan# 2088  
 Delta R.T. -0.01 min  
 Lab File: 5M10864.D  
 Acq: 19 Sep 2005 16:16

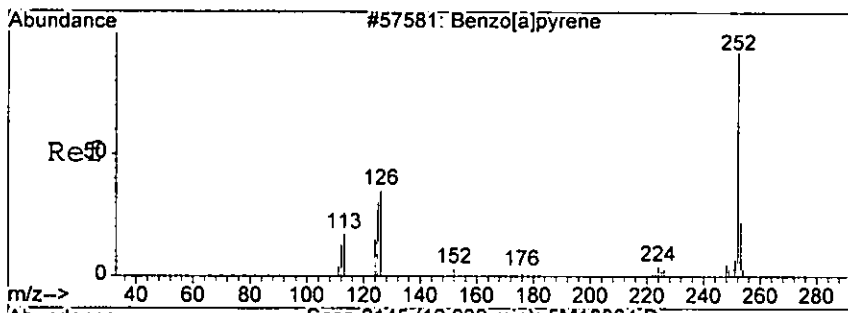
Tgt Ion	252	Resp	12437
Ion	Ratio	Lower	Upper
252	100		
253	22.7	0.0	62.3
125	13.8	0.0	56.6



Abundance Ion 252.00 (251.70 to 252.70): 5M1086  
 Ion 253.00 (252.70 to 253.70): 5M1086  
 Ion 125.00 (124.70 to 125.70): 5M1086



*Handwritten signature*

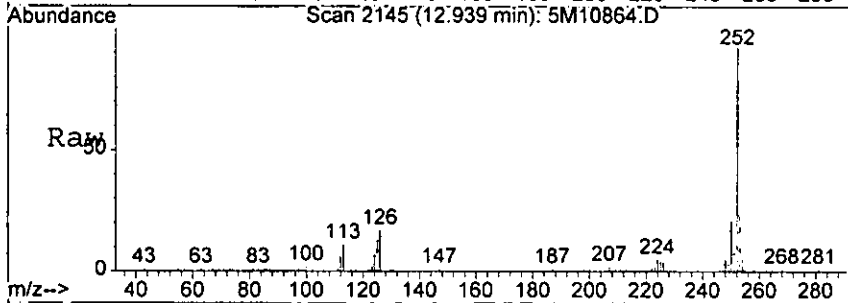


#92  
 Benzo[a]pyrene  
 Concen: 13.63 ng  
 RT: 12.94 min Scan# 2145  
 Delta R.T. -0.01 min  
 Lab File: 5M10864.D  
 Acq: 19 Sep 2005 16:16

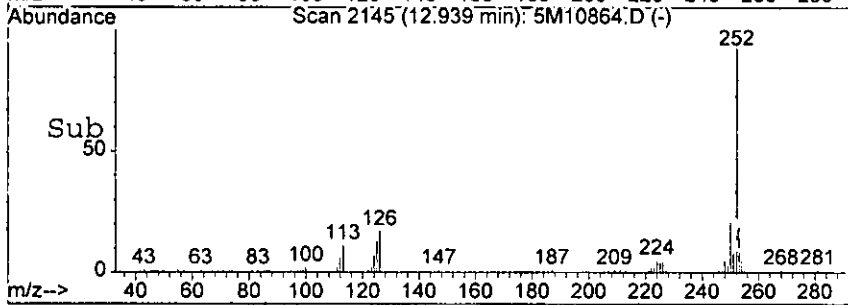
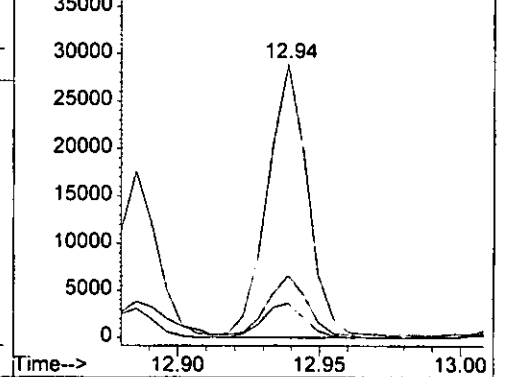
1368

Tgt Ion: 252 Resp: 29031

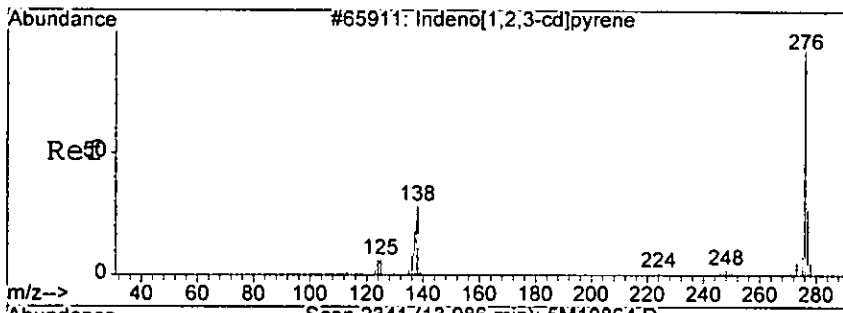
Ion	Ratio	Lower	Upper
252	100		
253	23.0	0.0	61.5
125	12.6	0.0	56.0



Abundance Ion 252.00 (251.70 to 252.70): 5M1086  
 Ion 253.00 (252.70 to 253.70): 5M1086  
 Ion 125.00 (124.70 to 125.70): 5M1086

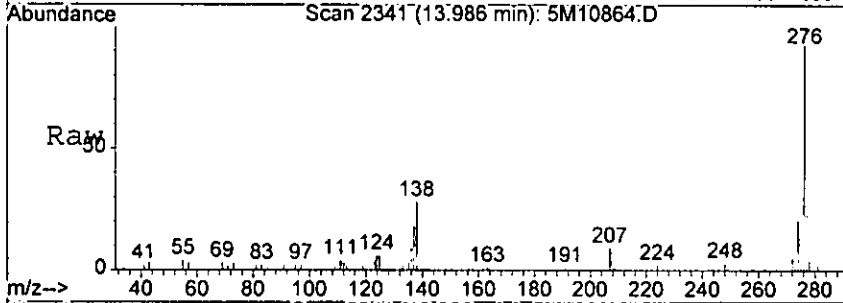


*hgw*

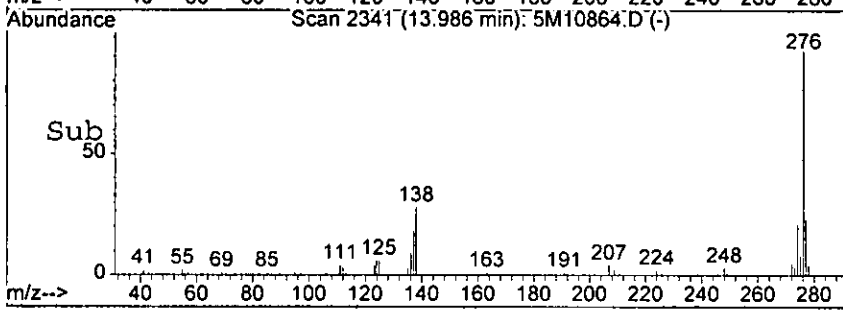
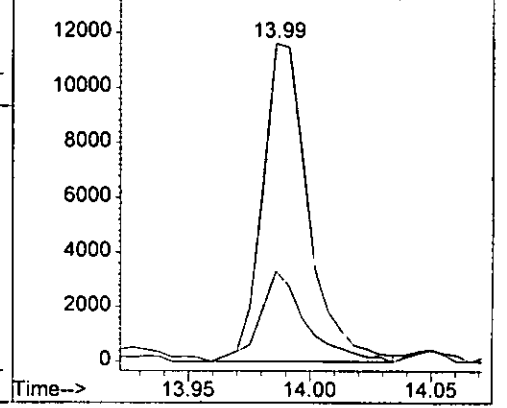


#93  
 Indeno[1,2,3-cd]pyrene  
 Concn: 6.24 ng  
 RT: 13.99 min Scan# 2341  
 Delta R.T. -0.01 min  
 Lab File: 5M10864.D  
 Acq: 19 Sep 2005 16:16

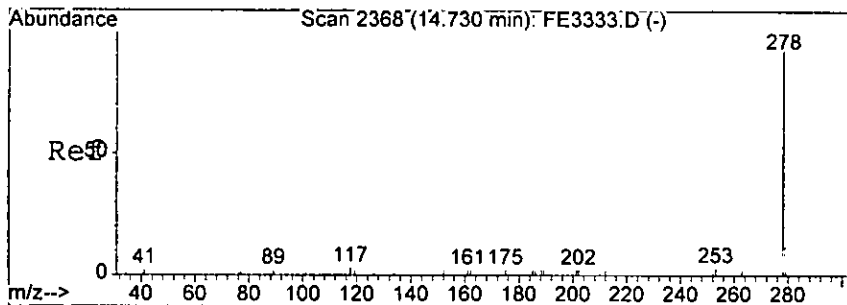
Tgt Ion: 276 Resp: 15252  
 Ion Ratio Lower Upper  
 276 100  
 138 28.4 0.0 76.1



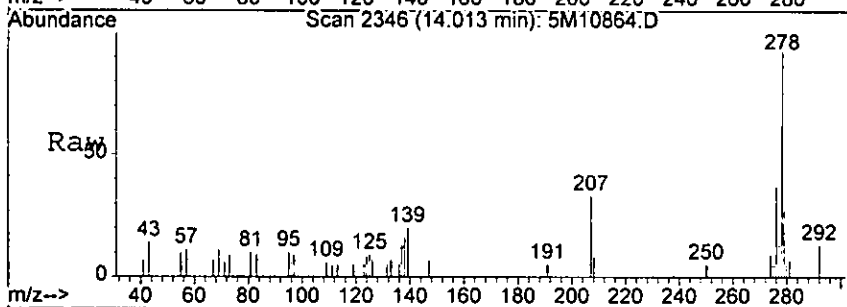
Abundance Ion 276.00 (275.70 to 276.70): 5M1086  
 Ion 138.00 (137.70 to 138.70): 5M1086



*1992*

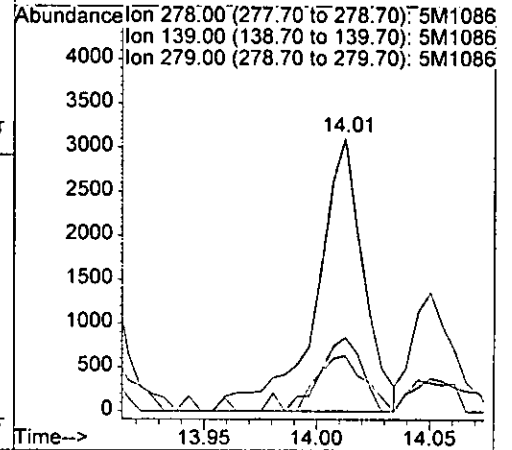
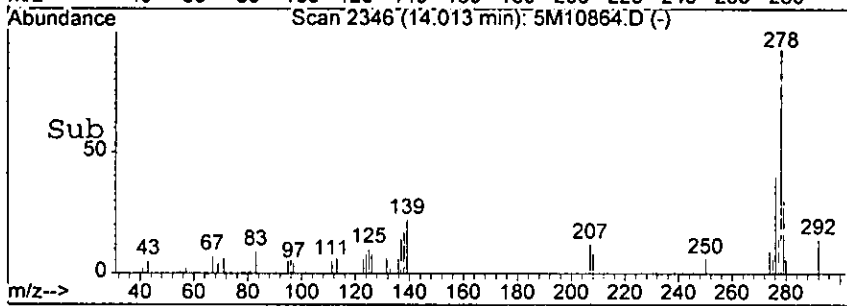


#94  
 Dibenzo[a,h]anthracene  
 Concen: 2.21 ng  
 RT: 14.01 min Scan# 2346  
 Delta R.T. -0.01 min  
 Lab File: 5M10864.D  
 Acq: 19 Sep 2005 16:16

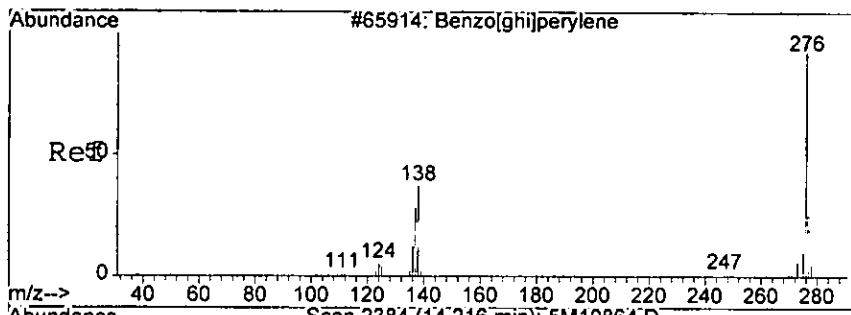


Tgt Ion: 278 Resp: 4533

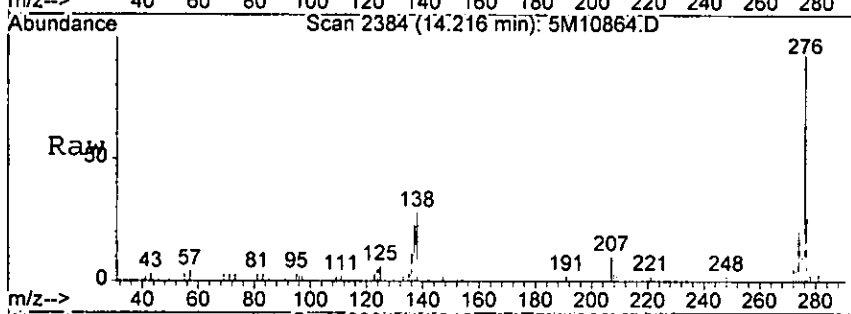
Ion	Ratio	Lower	Upper
278	100		
139	20.3	0.0	66.7
279	27.1	0.0	62.7



*Handwritten signature*

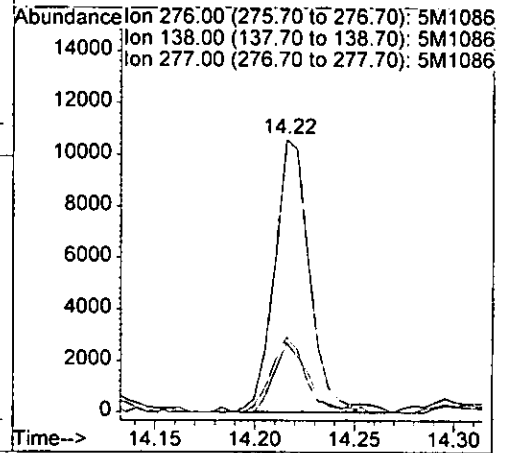
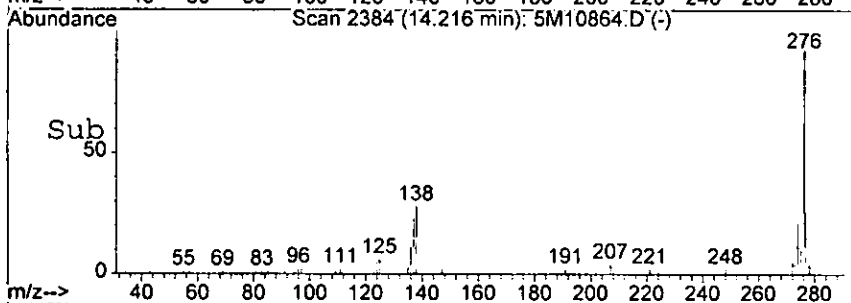


#95  
 Benzo[g,h,i]perylene  
 Concen: 6.50 ng  
 RT: 14.22 min Scan# 2384  
 Delta R.T. -0.01 min  
 Lab File: 5M10864.D  
 Acq: 19 Sep 2005 16:16



Tgt Ion: 276 Resp: 13119

Ion	Ratio	Lower	Upper
276	100		
138	27.7	0.0	78.3
277	25.8	0.0	64.0



*handwritten signature*

## Form1

## ORGANICS SEMIVOLATILE REPORT

1357

Sample Number: AC19506-032  
 Client Id: PCTP68 (6)  
 Data File: 4M06161.D  
 Analysis Date: 09/15/05 17:31  
 Date Rec/Extracted: 09/09/05-09/14/05

Matrix: Soil  
 Initial Vol: 30g  
 Final Vol: 1ml  
 Dilution: 1  
 Solids: 65

Units: mg/Kg

Cas #	Compound	RL	Conc	Cas #	Compound	RL	Conc
120-82-1	1,2,4-Trichlorobenzene	0.014	U	205-99-2	Benzo[b]fluoranthene	0.015	3.7
95-50-1	1,2-Dichlorobenzene	0.023	U	191-24-2	Benzo[g,h,i]perylene	0.0098	2.1
122-66-7	1,2-Diphenylhydrazine	0.015	U	207-08-9	Benzo[k]fluoranthene	0.017	1.6
541-73-1	1,3-Dichlorobenzene	0.022	U	111-91-1	bis(2-Chloroethoxy)methan	0.012	U
106-46-7	1,4-Dichlorobenzene	0.026	U	111-44-4	bis(2-Chloroethyl)ether	0.027	U
95-95-4	2,4,5-Trichlorophenol	0.69	U	108-60-1	bis(2-chloroisopropyl)ether	0.017	U
88-06-2	2,4,6-Trichlorophenol	1.2	U	117-81-7	bis(2-Ethylhexyl)phthalate	0.046	U
120-83-2	2,4-Dichlorophenol	0.083	U	85-68-7	Butylbenzylphthalate	0.021	U
105-67-9	2,4-Dimethylphenol	0.071	U	86-74-8	Carbazole	0.015	0.36
51-28-5	2,4-Dinitrophenol	0.35	U	218-01-9	Chrysene	0.011	3.5
121-14-2	2,4-Dinitrotoluene	0.019	U	84-74-2	Di-n-butylphthalate	0.011	0.071
606-20-2	2,6-Dinitrotoluene	0.021	U	117-84-0	Di-n-octylphthalate	0.012	U
91-58-7	2-Chloronaphthalene	0.014	U	53-70-3	Dibenzo[a,h]anthracene	0.018	0.74
95-57-8	2-Chlorophenol	0.10	U	132-64-9	Dibenzofuran	0.065	0.45
91-57-6	2-Methylnaphthalene	0.066	0.18	84-66-2	Diethylphthalate	0.014	U
95-48-7	2-Methylphenol	0.24	U	131-11-3	Dimethylphthalate	0.012	U
88-74-4	2-Nitroaniline	0.036	U	206-44-0	Fluoranthene	0.015	6.1
88-75-5	2-Nitrophenol	0.060	U	86-73-7	Fluorene	0.013	0.99
106-44-5	3&4-Methylphenol	0.27	0.26 J	118-74-1	Hexachlorobenzene	0.024	U
91-94-1	3,3'-Dichlorobenzidine	0.11	U	87-68-3	Hexachlorobutadiene	0.022	U
99-09-2	3-Nitroaniline	0.21	U	77-47-4	Hexachlorocyclopentadiene	0.14	U
534-52-1	4,6-Dinitro-2-methylphenol	0.097	U	67-72-1	Hexachloroethane	0.038	U
101-55-3	4-Bromophenyl-phenylether	0.020	U	193-39-5	Indeno[1,2,3-cd]pyrene	0.0071	1.8
59-50-7	4-Chloro-3-methylphenol	0.13	U	78-59-1	Isophorone	0.016	U
106-47-8	4-Chloroaniline	0.40	U	621-64-7	N-Nitroso-di-n-propylamine	0.025	U
7005-72-3	4-Chlorophenyl-phenylether	0.024	U	62-75-9	N-Nitrosodimethylamine	0.61	U
100-01-6	4-Nitroaniline	0.13	U	86-30-6	n-Nitrosodiphenylamine	0.024	U
100-02-7	4-Nitrophenol	0.091	U	91-20-3	Naphthalene	0.012	1.2
83-32-9	Acenaphthene	0.021	1.0	98-95-3	Nitrobenzene	0.020	U
208-96-8	Acenaphthylene	0.012	0.32	87-86-5	Pentachlorophenol	0.063	U
120-12-7	Anthracene	0.013	1.2	85-01-8	Phenanthrene	0.012	4.2
92-87-5	Benzidine	0.12	U	108-95-2	Phenol	0.078	U
56-55-3	Benzo[a]anthracene	0.0090	3.7	129-00-0	Pyrene	0.012	6.8
50-32-8	Benzo[a]pyrene	0.012	3.0				

Worksheet #: 19611

Total Target Concentration 43.271

U - Indicates the compound was analyzed but not detected.  
 B - Indicates the analyte was found in the blank as well as in the sample.  
 E - Indicates the analyte concentration exceeds the calibration range of the instrument.

R - Retention Time Out  
 J - Indicates an estimated value when a compound is detected at less than the specified detection limit.

Data File : G:\GcMsData\2005\Gcms\_4\Data\09-15-05\4M06161.D Vial: 25  
 Acq On : 15 Sep 2005 17:31 Operator: AHD  
 Sample : AC19506-032 Inst : GCMS\_4  
 Misc : S,BNA Multiplr: 1.00

MS Integration Params: RTEINT.P

Quant Time: Sep 22 16:29 2005

Quant Results File: 4M\_0915.RES

Quant Method : G:\GCMSDATA\2005\GCMS\_4\METHODS\4M\_0915.M (RTE Integrator)  
 Title : @GCMS\_4,mg,625,8270  
 Last Update : Thu Sep 15 11:16:17 2005  
 Response via : Initial Calibration  
 DataAcq Meth : 4M\_0915

Internal Standards	R.T.	QIon	Response	Conc	Units	Dev (Min)
1) 1,4-Dichlorobenzene-d4	4.52	152	30273	40.00	ng	0.00
19) Naphthalene-d8	5.51	136	95612	40.00	ng	0.00
35) Acenaphthene-d10	7.00	164	46914	40.00	ng	0.00
59) Phenanthrene-d10	8.56	188	64545	40.00	ng	0.00
72) Chrysene-d12	11.70	240	36727	40.00	ng	0.00
81) Perylene-d12	13.50	264	29826	40.00	ng	0.01

## System Monitoring Compounds

4) 2-Fluorophenol	3.31	112	102687	124.05	ng	-0.01
Spiked Amount	200.000		Recovery	=	62.03%	
7) Phenol-d5	4.25	99	134031	125.63	ng	0.00
Spiked Amount	200.000		Recovery	=	62.82%	
20) Nitrobenzene-d5	4.97	128	27633	60.75	ng	0.00
Spiked Amount	100.000		Recovery	=	60.75%	
40) 2-Fluorobiphenyl	6.39	172	99586	63.78	ng	-0.01
Spiked Amount	100.000		Recovery	=	63.78%	
62) 2,4,6-Tribromophenol	7.81	332	33080	132.25	ng	0.00
Spiked Amount	200.000		Recovery	=	66.13%	
75) Terphenyl-d14	10.45	244	64523	64.35	ng	0.00
Spiked Amount	100.000		Recovery	=	64.35%	

## Target Compounds

Target Compounds	R.T.	QIon	Response	Conc	Units	Qvalue
18) 3&4-Methylphenol	4.90	108	4298	5.05	ng	84
29) Naphthalene	5.53	128	53058	23.35	ng	98
33) 2-Methylnaphthalene	6.07	142	5433	3.45	ng	89
46) Acenaphthylene	6.87	152	14576	6.30	ng	92
49) Acenaphthene	7.03	153	28306	19.62	ng	98
52) Dibenzofuran	7.21	168	18025	8.75	ng	96
55) Fluorene	7.56	166	29298	19.30	ng	98
67) Phenanthrene	8.59	178	151182	82.70	ng	99
68) Anthracene	8.65	178	44841	23.95	ng	97
69) Carbazole	8.85	167	11758	7.00	ng	92
70) Di-n-butylphthalate	9.30	149	3330	1.39	ng	77
71) Fluoranthene	9.97	202	221869	119.91	ng	83
73) Pyrene	10.22	202	203497	133.27	ng	85
78) Benzo[a]anthracene	11.69	228	91675	72.91	ng	98
79) Chrysene	11.73	228	79234	69.18	ng	99
83) Benzo[b]fluoranthene	13.05	252	88071m	71.23	ng	
84) Benzo[k]fluoranthene	13.06	252	35330m	31.45	ng	
85) Benzo[a]pyrene	13.44	252	63396	58.71	ng	97
86) Indeno[1,2,3-cd]pyrene	14.72	276	41000	34.95	ng	94

(#) = qualifier out of range (m) = manual integration

4M06161.D 4M\_0915.M

Thu Sep 22 16:39:17 2005

RPT1

Page 1



Data File : G:\GcMsData\2005\Gcms\_4\Data\09-15-05\4M06161.D Vial: 28  
 Acq On : 15 Sep 2005 17:31 Operator: AHD  
 Sample : AC19506-032 Inst : GCMS\_4  
 Misc : S,BNA Multiplr: 1.00

MS Integration Params: RTEINT.P

Quant Time: Sep 22 16:29 2005

Quant Results File: 4M\_0915.RES

Quant Method : G:\GCMSDATA\2005\GCMS\_4\METHODS\4M\_0915.M (RTE Integrator)  
 Title : @GCMS\_4,mg,625,8270  
 Last Update : Thu Sep 15 11:16:17 2005  
 Response via : Initial Calibration  
 DataAcq Meth : 4M\_0915

Compound	R.T.	QIon	Response	Conc	Unit	Qvalue
87) Dibenzo[a,h]anthracene	14.74	278	13426	14.50	ng	92
88) Benzo[g,h,i]perylene	15.00	276	39071	40.86	ng	99

-----  
 (#) = qualifier out of range (m) = manual integration

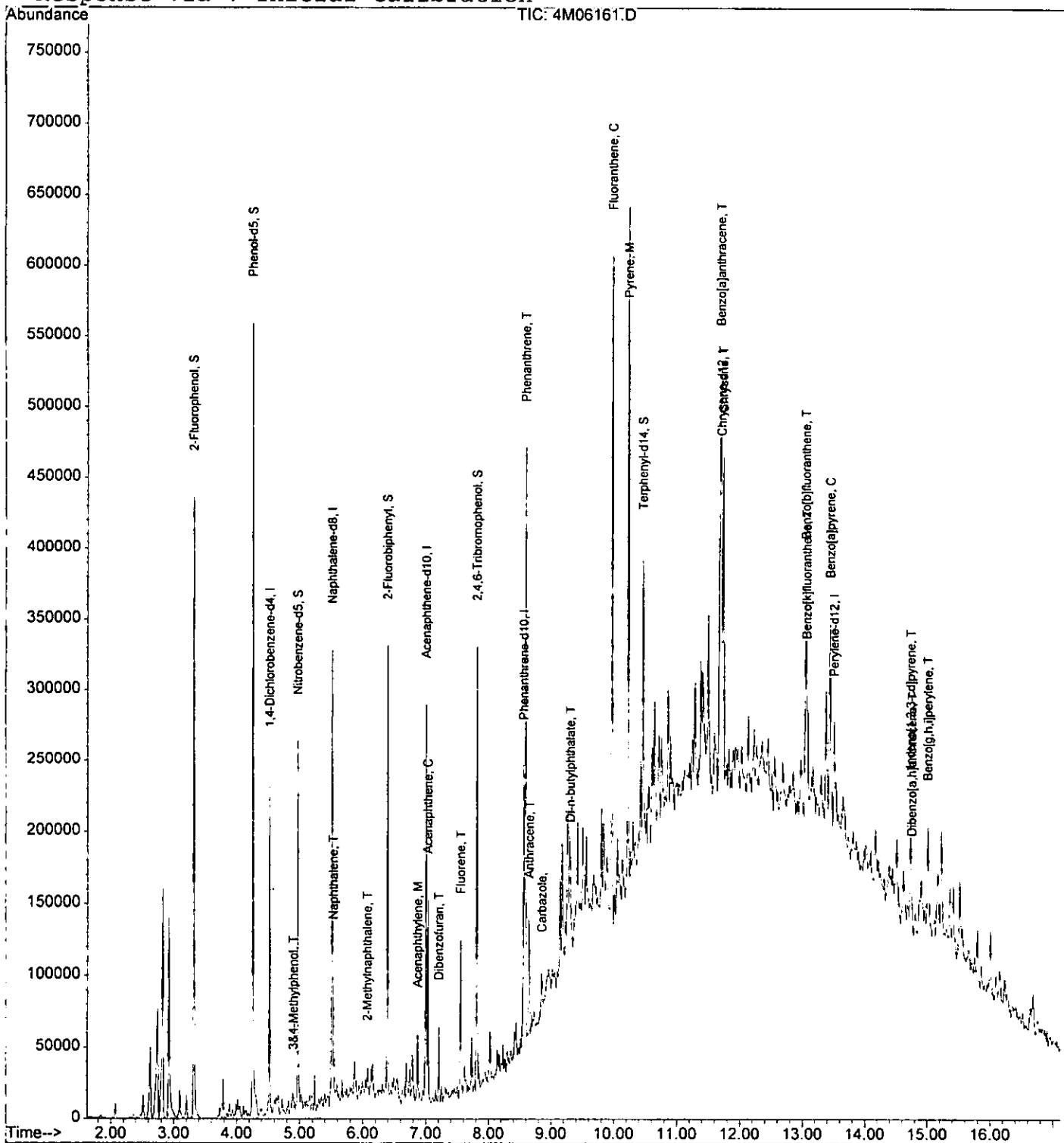
Quantitation Report

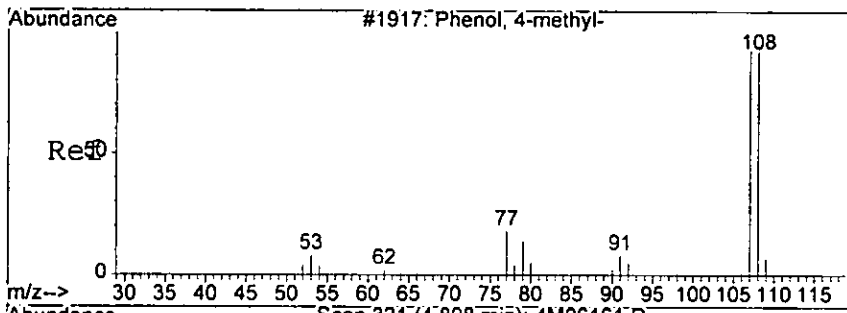
Data File : G:\GcMsData\2005\Gcms\_4\Data\09-15-05\4M06161.D  
 Acq On : 15 Sep 2005 17:31  
 Sample : AC19506-032  
 Misc : S,BNA  
 MS Integration Params: RTEINT.P  
 Quant Time: Sep 22 16:29 2005

Vial: 21  
 Operator: AHD  
 Inst : GCMS 4  
 Multiplr: 1.00

Quant Results File: 4M\_0915.RES

Method : G:\GCMSDATA\2005\GCMS\_4\METHODS\4M\_0915.M (RTE Integrator)  
 Title : @GCMS\_4,mg,625,8270  
 Last Update : Thu Sep 15 11:16:17 2005  
 Response via : Initial Calibration

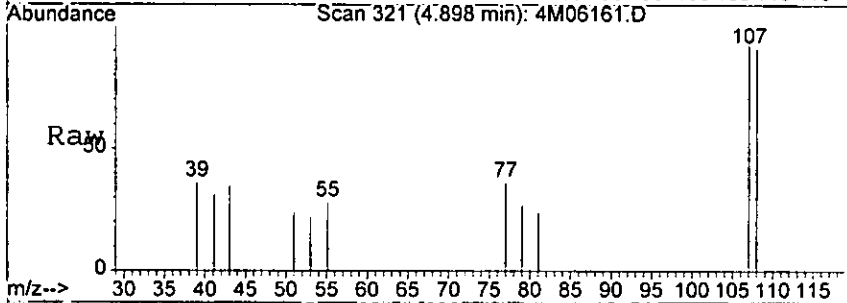




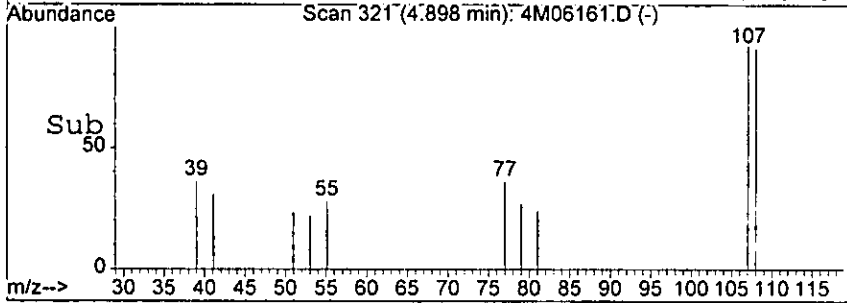
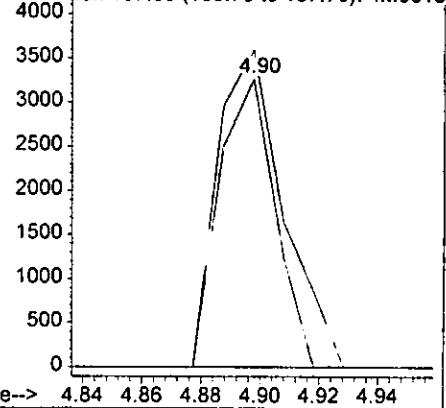
#18  
 3&4-Methylphenol  
 Concen: 5.05 ng  
 RT: 4.90 min Scan# 321  
 Delta R.T. 0.01 min  
 Lab File: 4M06161.D  
 Acq: 15 Sep 2005 17:31

1358

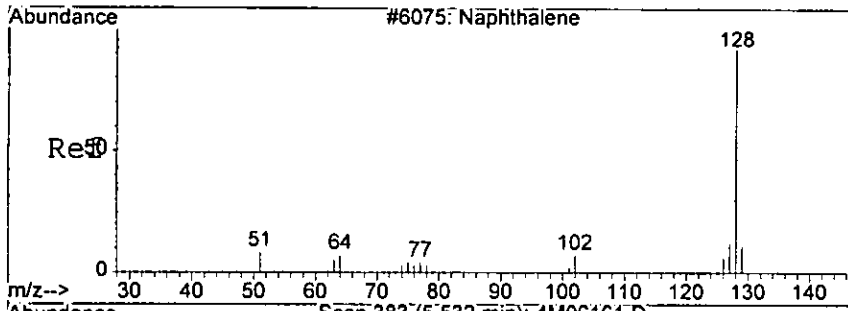
Tgt Ion: 108 Resp: 4298  
 Ion Ratio Lower Upper  
 108 100  
 107 110.1 88.9 168.9



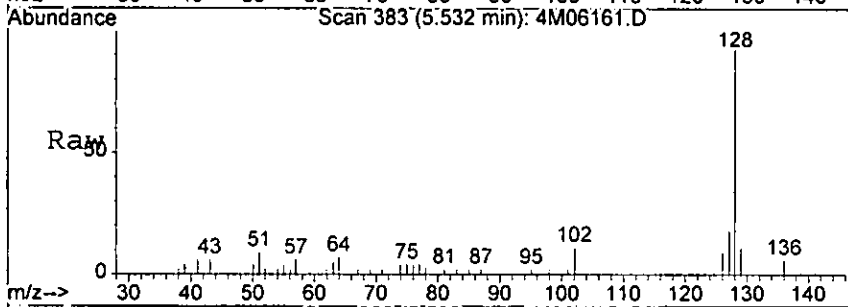
Abundance Ion 108.00 (107.70 to 108.70): 4M0616  
 Ion 107.00 (106.70 to 107.70): 4M0616



*handwritten signature*

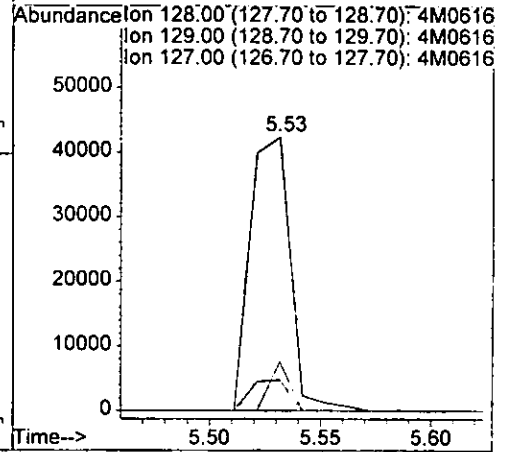
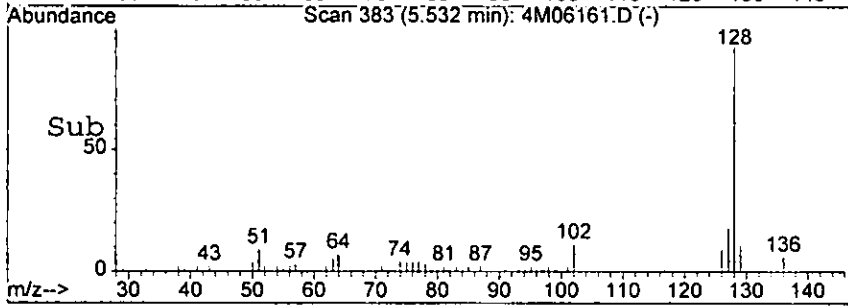


#29  
 Naphthalene  
 Concen: 23.35 ng  
 RT: 5.53 min Scan# 383  
 Delta R.T. -0.00 min  
 Lab File: 4M06161.D  
 Acq: 15 Sep 2005 17:31

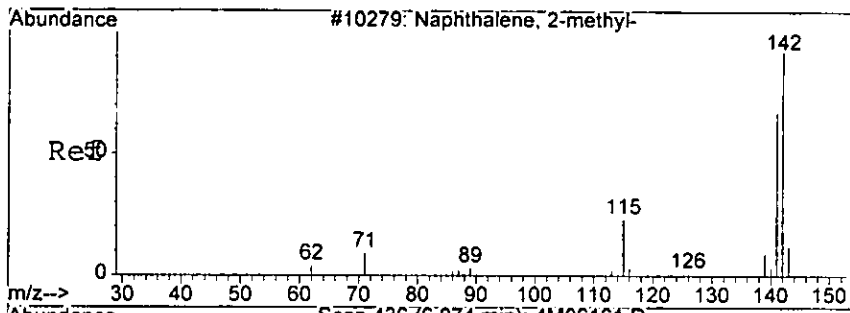


Tgt Ion: 128 Resp: 53058

Ion	Ratio	Lower	Upper
128	100		
129	11.3	0.0	51.8
127	17.9	0.0	57.0



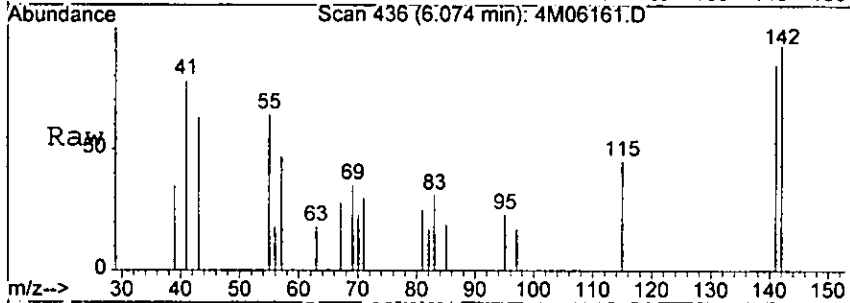
*handwritten signature*



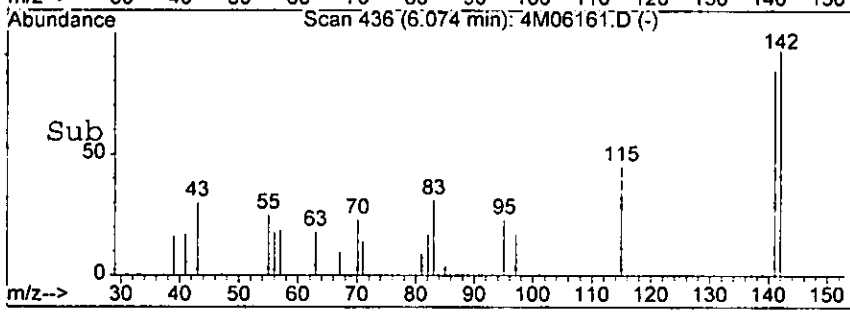
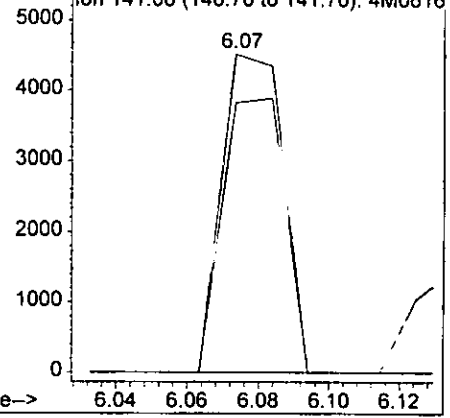
#33  
 2-Methylnaphthalene  
 Concn: 3.45 ng  
 RT: 6.07 min Scan# 436  
 Delta R.T. -0.00 min  
 Lab File: 4M06161.D  
 Acq: 15 Sep 2005 17:31

1378

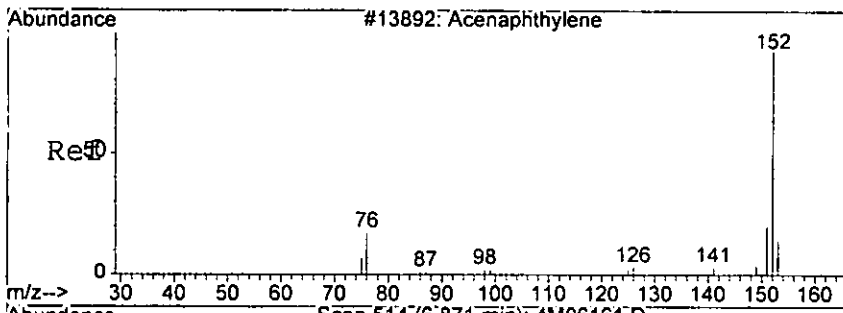
Tgt Ion: 142 Resp: 5433  
 Ion Ratio Lower Upper  
 142 100  
 141 84.8 55.7 135.7



Abundance Ion 142.00 (141.70 to 142.70): 4M0616  
 Ion 141.00 (140.70 to 141.70): 4M0616



hour

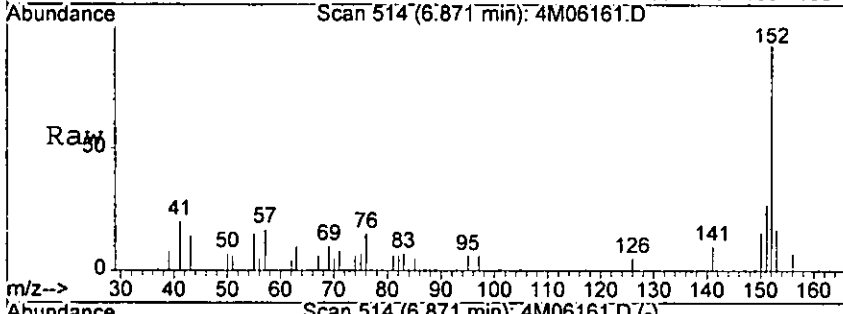


#46  
 Acenaphthylene  
 Concen: 6.30 ng  
 RT: 6.87 min Scan# 514  
 Delta R.T. -0.00 min  
 Lab File: 4M06161.D  
 Acq: 15 Sep 2005 17:31

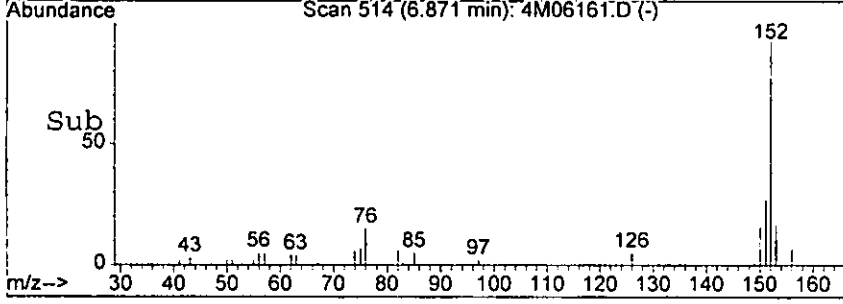
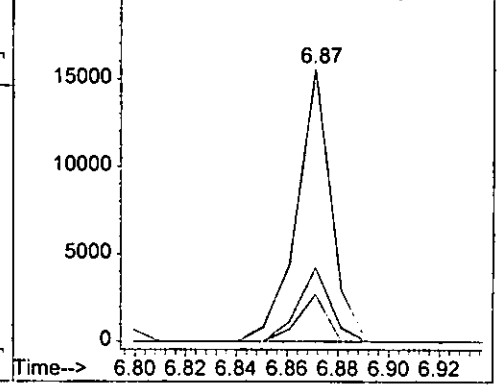
1371

Tgt Ion: 152 Resp: 14576

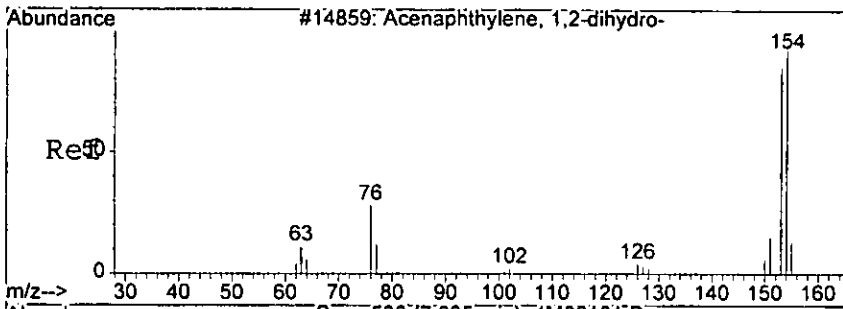
Ion	Ratio	Lower	Upper
152	100		
151	27.3	0.0	63.6
153	17.3	0.0	53.8



Abundance Ion 152.00 (151.70 to 152.70): 4M0616  
 Ion 151.00 (150.70 to 151.70): 4M0616  
 Ion 153.00 (152.70 to 153.70): 4M0616

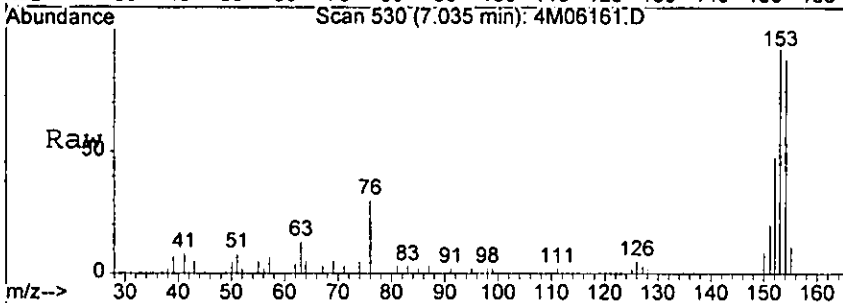


1000 ✓



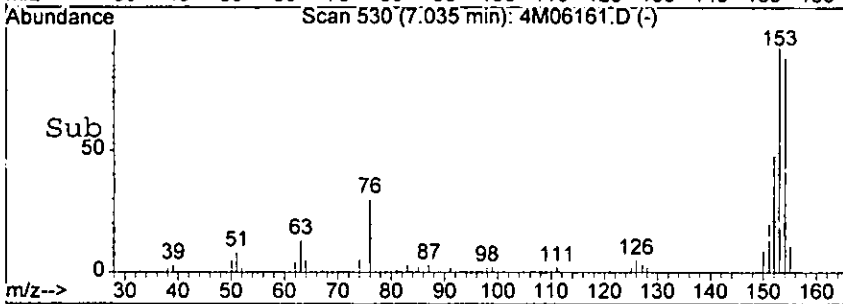
#49  
 Acenaphthene  
 Concen: 19.62 ng  
 RT: 7.03 min Scan# 530  
 Delta R.T. -0.00 min  
 Lab File: 4M06161.D  
 Acq: 15 Sep 2005 17:31

1372

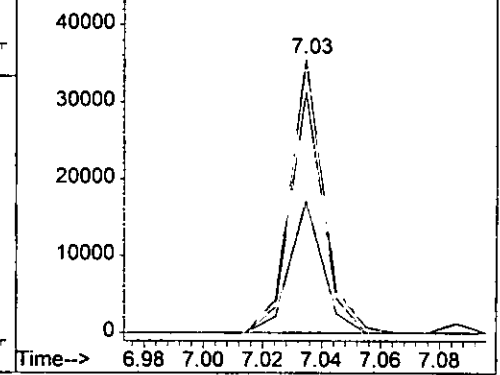


Tgt Ion: 153 Resp: 28306

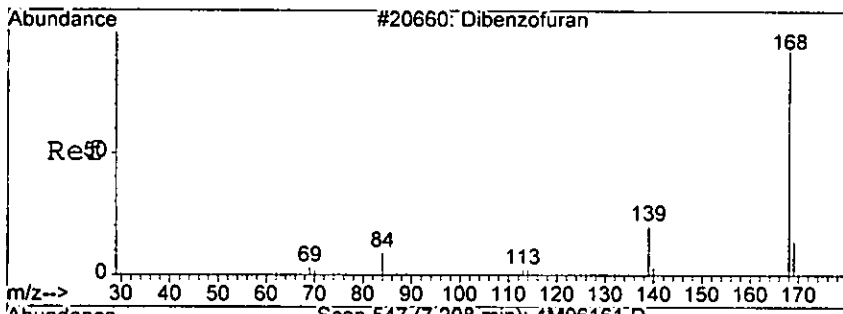
Ion	Ratio	Lower	Upper
153	100		
152	48.2	8.3	88.3
154	88.3	45.1	125.1



Abundance Ion 153.00 (152.70 to 153.70): 4M0616  
 Ion 152.00 (151.70 to 152.70): 4M0616  
 Ion 154.00 (153.70 to 154.70): 4M0616



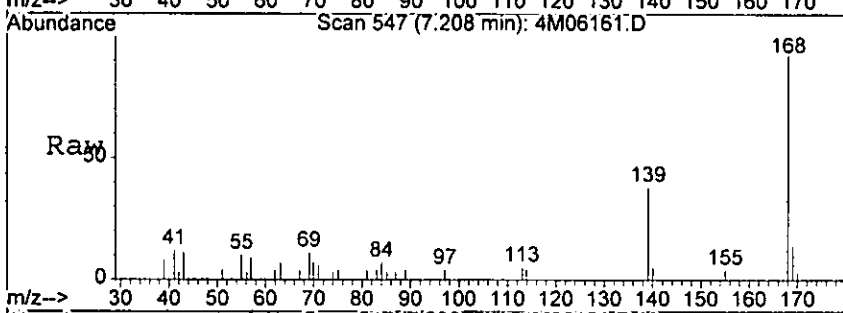
*Handwritten signature or mark*



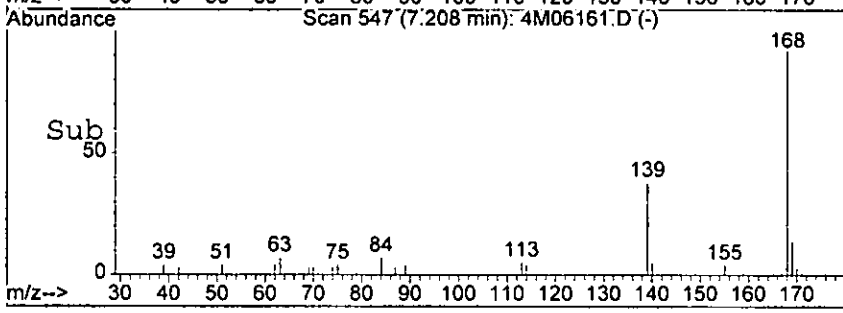
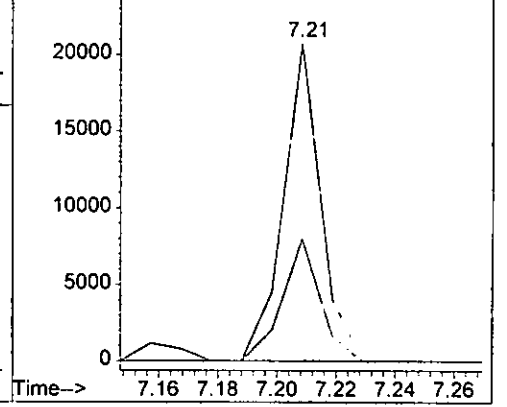
#52  
 Dibenzofuran  
 Concen: 8.75 ng  
 RT: 7.21 min Scan# 547  
 Delta R.T. -0.00 min  
 Lab File: 4M06161.D  
 Acq: 15 Sep 2005 17:31

1373

Tgt Ion: 168 Resp: 18025  
 Ion Ratio Lower Upper  
 168 100  
 139 38.5 6.0 66.0

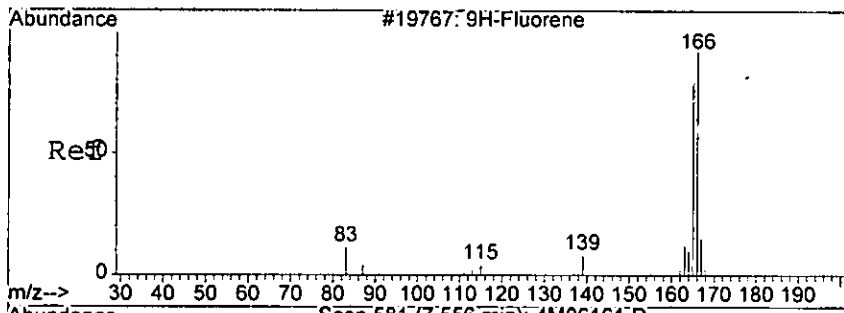


Abundance Ion 168.00 (167.70 to 168.70): 4M0616  
 Ion 139.00 (138.70 to 139.70): 4M0616



*h300r*

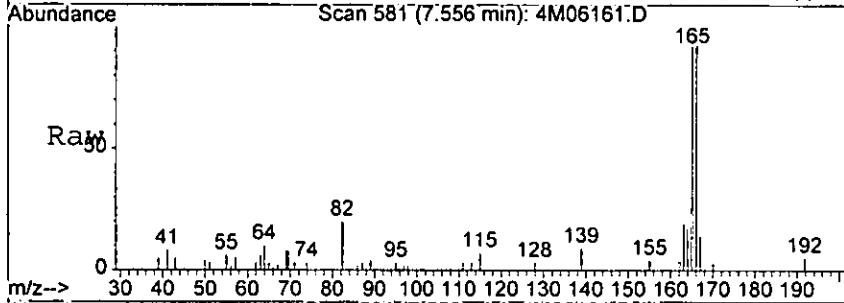




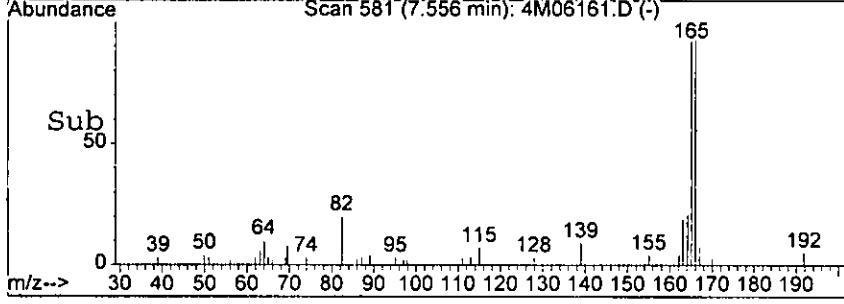
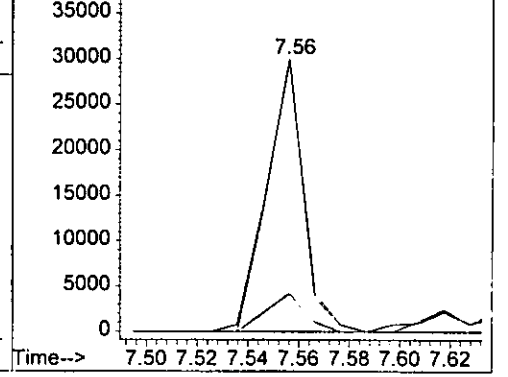
#55  
 Fluorene  
 Concen: 19.30 ng  
 RT: 7.56 min Scan# 581  
 Delta R.T. -0.00 min  
 Lab File: 4M06161.D  
 Acq: 15 Sep 2005 17:31

137A

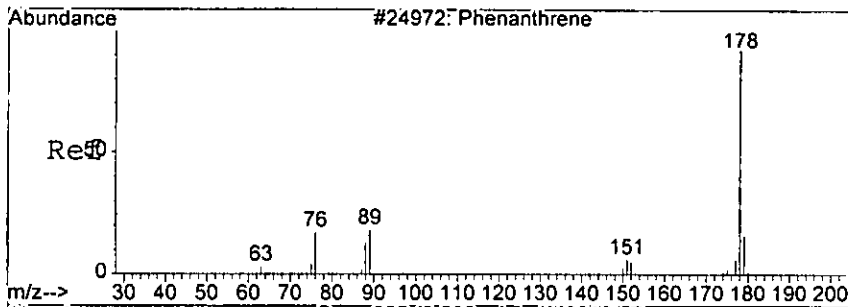
Tgt Ion	Resp	Lower	Upper
166	29298		
165	100.6	63.3	143.3
167	14.0	0.0	54.6



Abundance Ion 166.00 (165.70 to 166.70): 4M0616  
 Ion 165.00 (164.70 to 165.70): 4M0616  
 Ion 167.00 (166.70 to 167.70): 4M0616



*Handwritten signature*

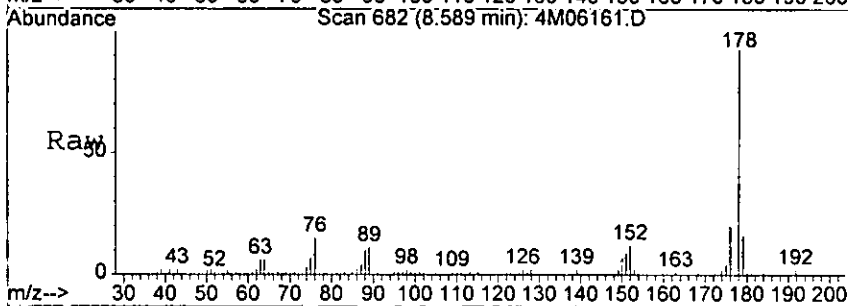


#67  
 Phenanthrene  
 Concen: 82.70 ng  
 RT: 8.59 min Scan# 682  
 Delta R.T. -0.00 min  
 Lab File: 4M06161.D  
 Acq: 15 Sep 2005 17:31

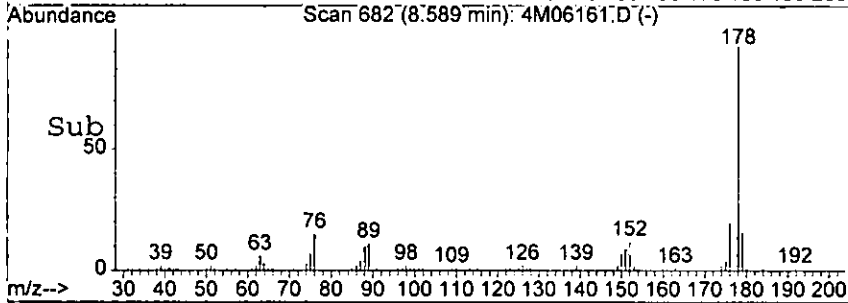
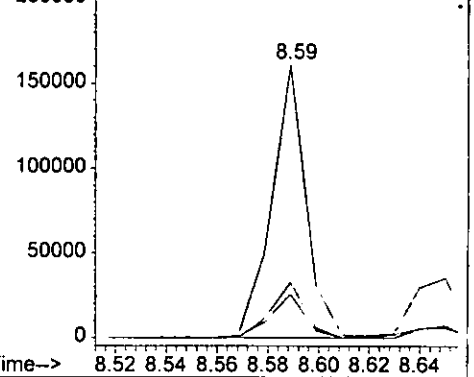
1375

Tgt Ion: 178 Resp: 151182

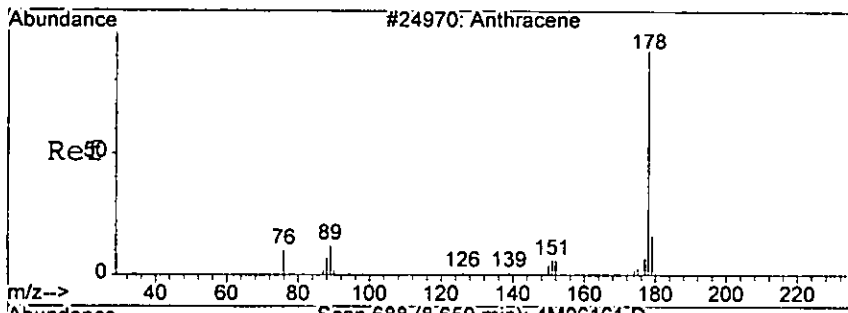
Ion	Ratio	Lower	Upper
178	100		
179	16.0	0.0	56.6
176	20.3	0.0	60.5



Abundance Ion 178.00 (177.70 to 178.70): 4M0616  
 Ion 179.00 (178.70 to 179.70): 4M0616  
 Ion 176.00 (175.70 to 176.70): 4M0616



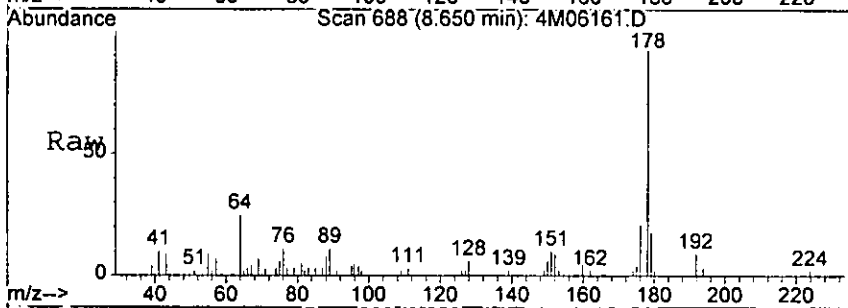
*hason*



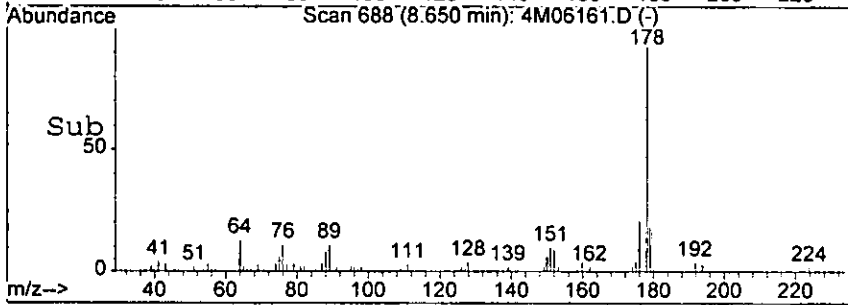
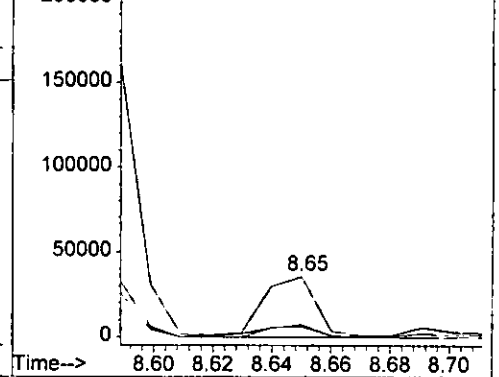
#68  
 Anthracene  
 Concen: 23.95 ng  
 RT: 8.65 min Scan# 688  
 Delta R.T. -0.00 min  
 Lab File: 4M06161.D  
 Acq: 15 Sep 2005 17:31

1376

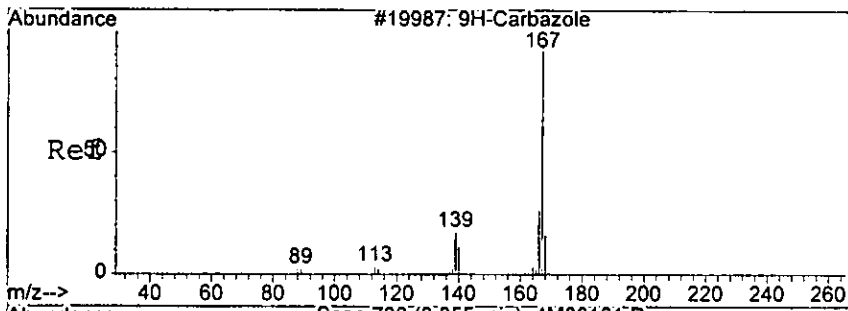
Tgt Ion	Ratio	Lower	Upper
178	100		
179	15.3	0.0	56.6
176	21.3	0.0	60.2



Abundance Ion 178.00 (177.70 to 178.70): 4M0616  
 Ion 179.00 (178.70 to 179.70): 4M0616  
 Ion 176.00 (175.70 to 176.70): 4M0616

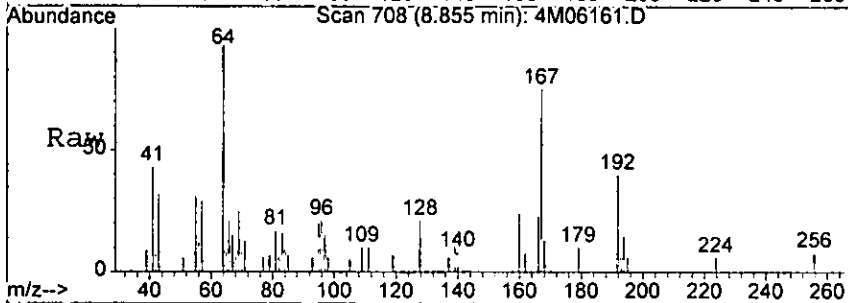


*Handwritten signature*



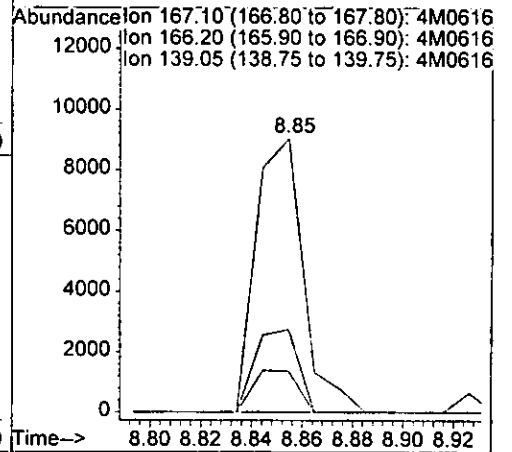
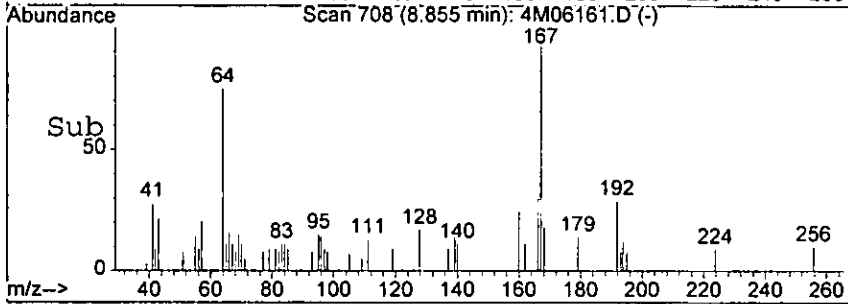
#69  
 Carbazole  
 Concn: 7.00 ng  
 RT: 8.85 min Scan# 708  
 Delta R.T. 0.01 min  
 Lab File: 4M06161.D  
 Acq: 15 Sep 2005 17:31

1377

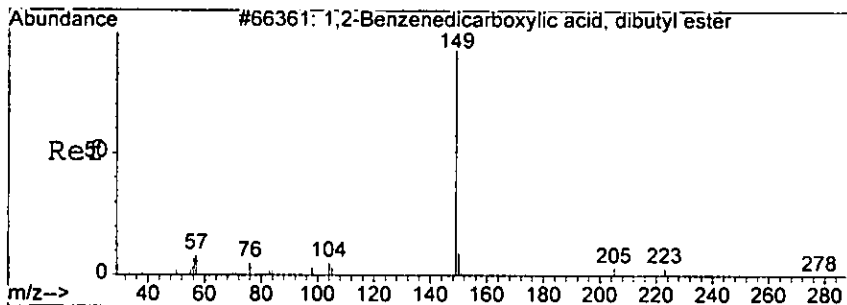


Tgt Ion: 167 Resp: 11758

Ion	Ratio	Lower	Upper
167	100		
166	30.4	4.9	44.9
139	15.0	0.0	33.9

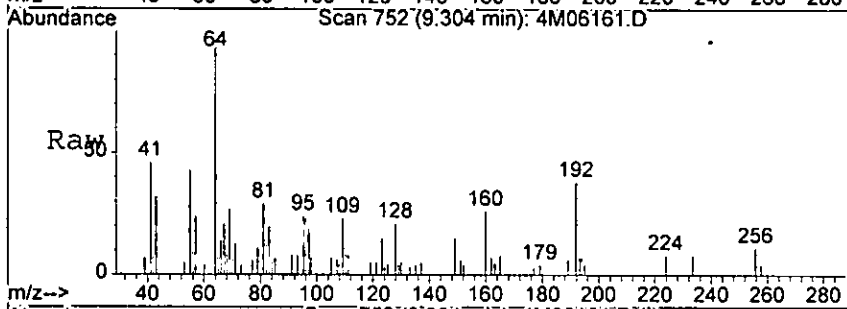


*hgar*



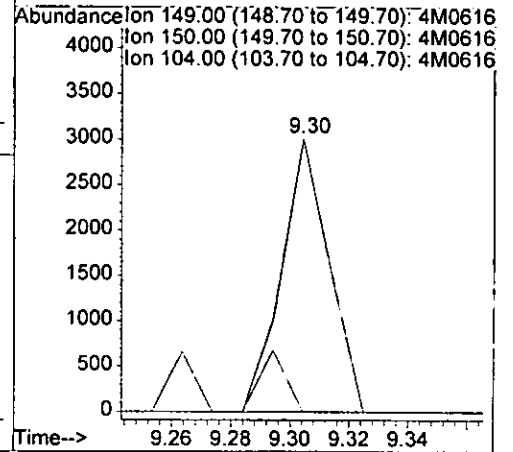
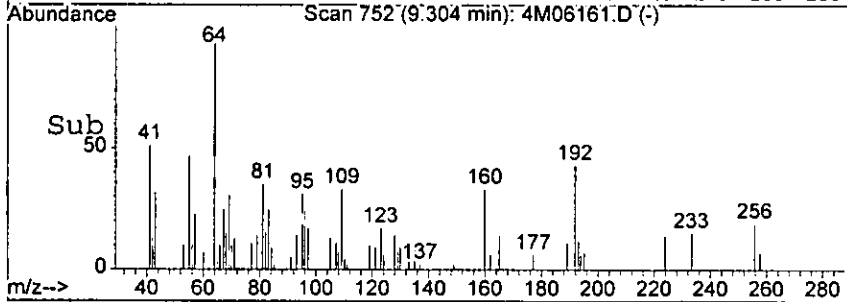
#70  
 Di-n-butylphthalate  
 Concn: 1.39 ng  
 RT: 9.30 min Scan# 752  
 Delta R.T. -0.00 min  
 Lab File: 4M06161.D  
 Acq: 15 Sep 2005 17:31

1378

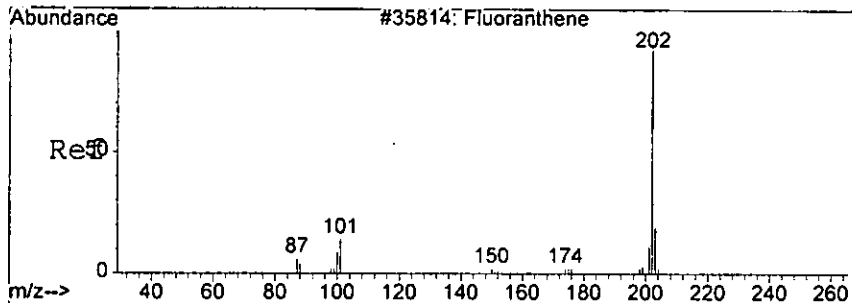


Tgt Ion: 149 Resp: 3330

Ion	Ratio	Lower	Upper
149	100		
150	0.0	0.0	49.8
104	0.0	0.0	44.6



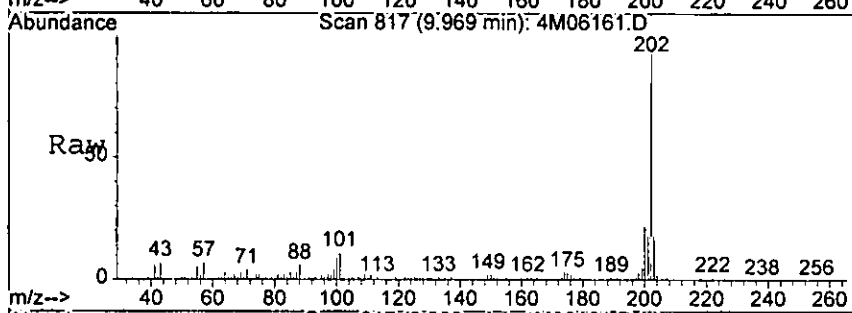
*1378*



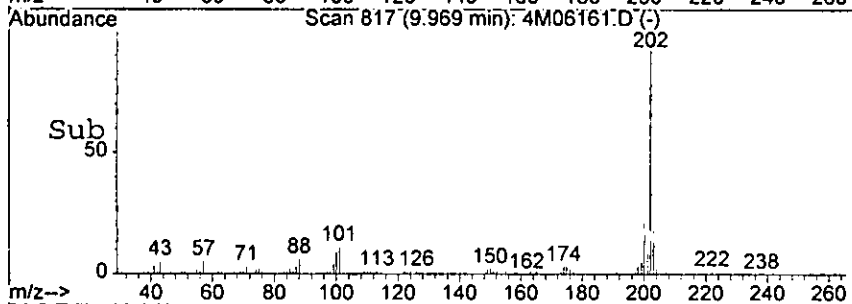
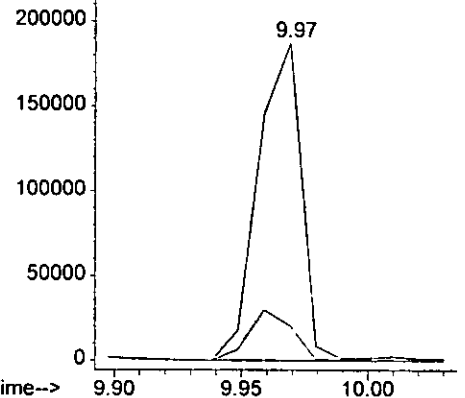
#71  
 Fluoranthene  
 Concen: 119.91 ng  
 RT: 9.97 min Scan# 817  
 Delta R.T. 0.01 min  
 Lab File: 4M06161.D  
 Acq: 15 Sep 2005 17:31

1379

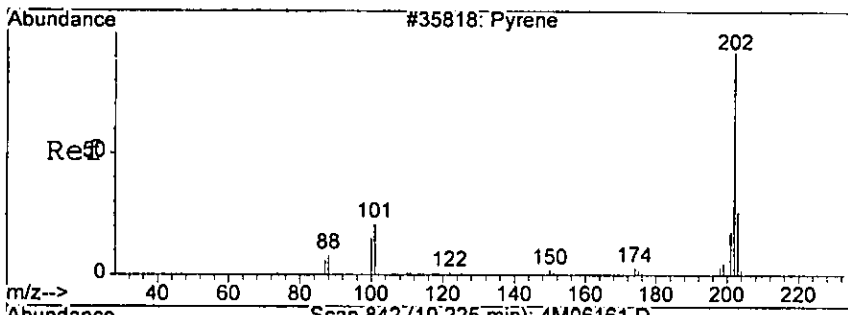
Tgt Ion: 202 Resp: 221869  
 Ion Ratio Lower Upper  
 202 100  
 101 10.9 0.0 58.3



Abundance Ion 202.00 (201.70 to 202.70): 4M0616  
 Ion 101.00 (100.70 to 101.70): 4M0616

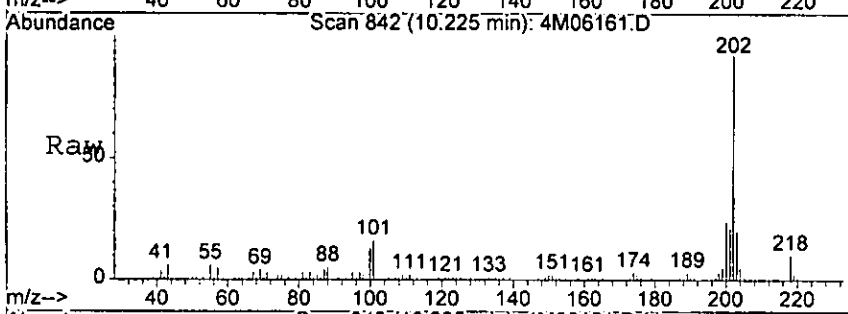


*hgar*



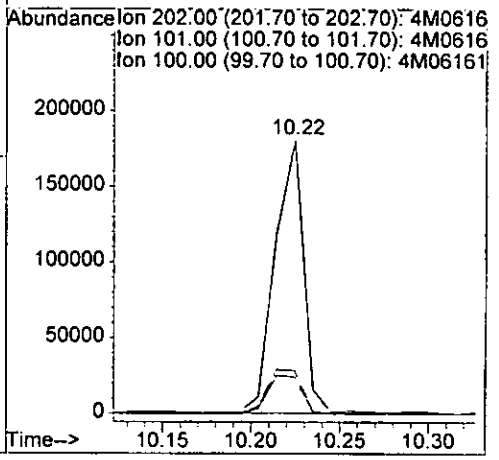
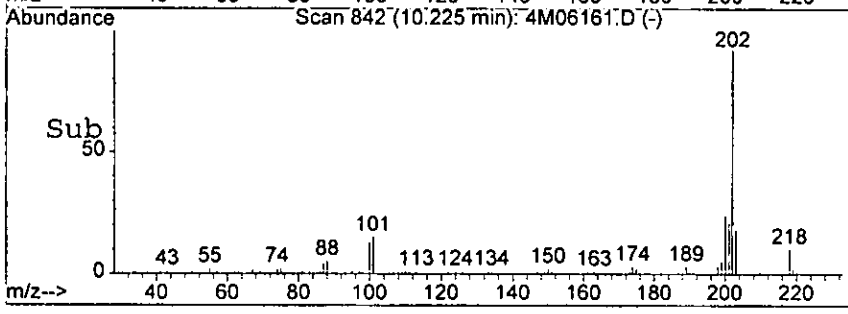
#73  
 Pyrene  
 Concen: 133.27 ng  
 RT: 10.22 min Scan# 842  
 Delta R.T. 0.01 min  
 Lab File: 4M06161.D  
 Acq: 15 Sep 2005 17:31

1388

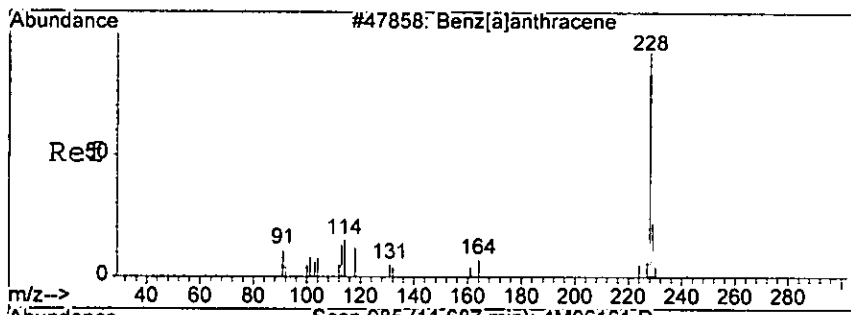


Tgt Ion: 202 Resp: 203497

Ion	Ratio	Lower	Upper
202	100		
101	15.8	0.0	62.7
100	13.4	0.0	60.5



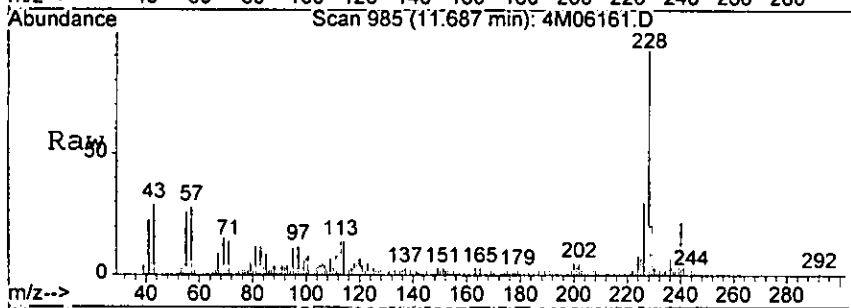
*Handwritten signature*



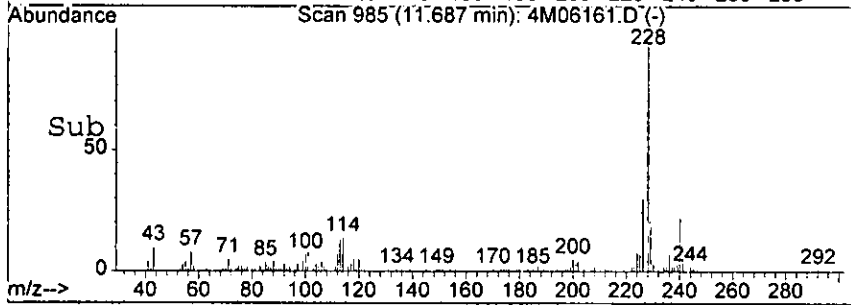
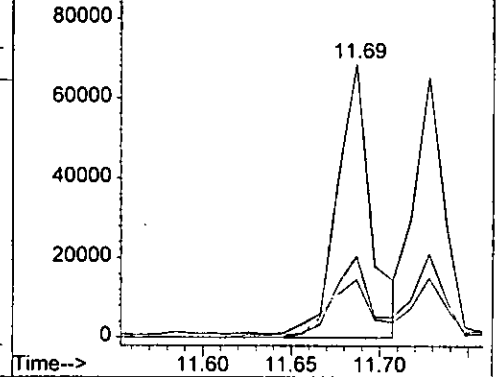
#78  
 Benzo[a]anthracene  
 Concen: 72.91 ng  
 RT: 11.69 min Scan# 985  
 Delta R.T. 0.01 min  
 Lab File: 4M06161.D  
 Acq: 15 Sep 2005 17:31

1381

Tgt Ion	Resp	Lower	Upper
228	91675		
229	19.9	0.0	60.5
226	29.9	0.0	69.0

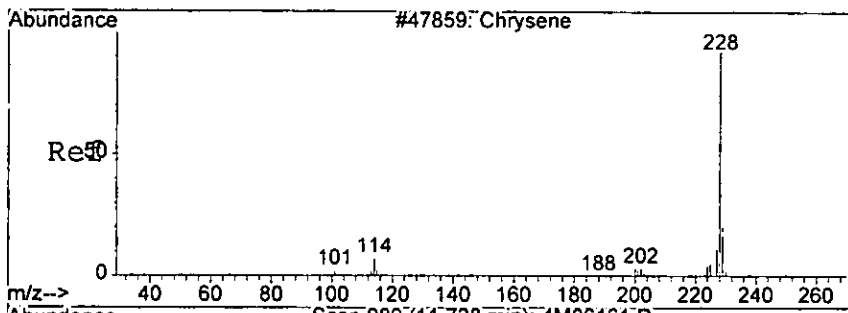


Abundance Ion 228.00 (227.70 to 228.70): 4M0616  
 Ion 229.00 (228.70 to 229.70): 4M0616  
 Ion 226.00 (225.70 to 226.70): 4M0616



*handwritten signature*

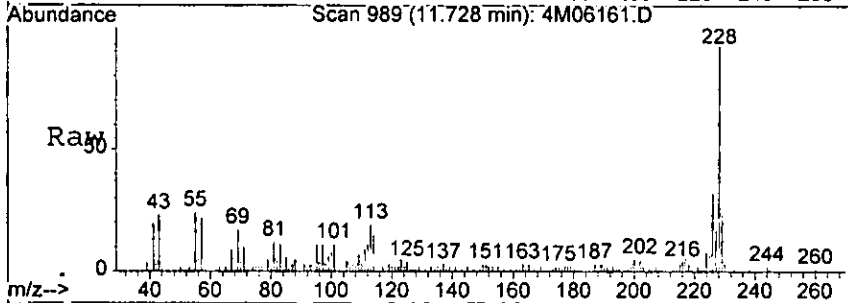




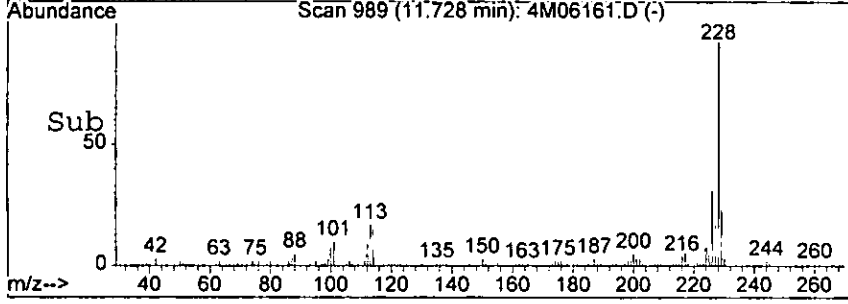
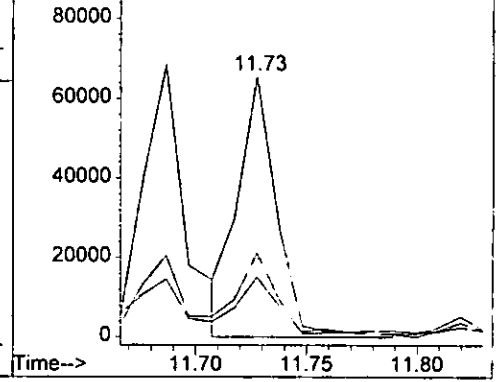
#79  
 Chrysene  
 Concen: 69.18 ng  
 RT: 11.73 min Scan# 989  
 Delta R.T. 0.01 min  
 Lab File: 4M06161.D  
 Acq: 15 Sep 2005 17:31

1382

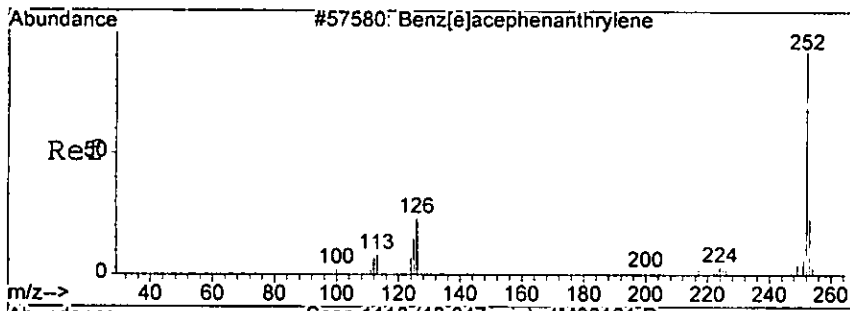
Tgt Ion	228	Resp	79234
Ion	Ratio	Lower	Upper
228	100		
226	31.6	12.0	52.0
229	20.9	0.0	61.1



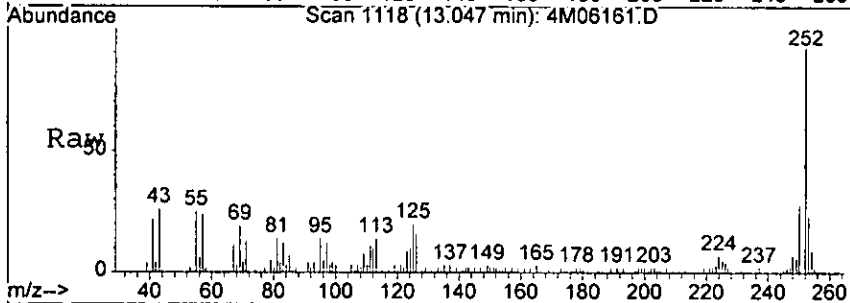
Abundance Ion 228.00 (227.70 to 228.70): 4M0616  
 Ion 226.00 (225.70 to 226.70): 4M0616  
 Ion 229.00 (228.70 to 229.70): 4M0616



*handwritten signature*

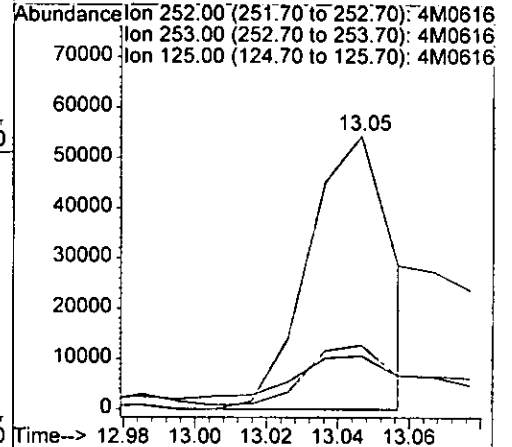
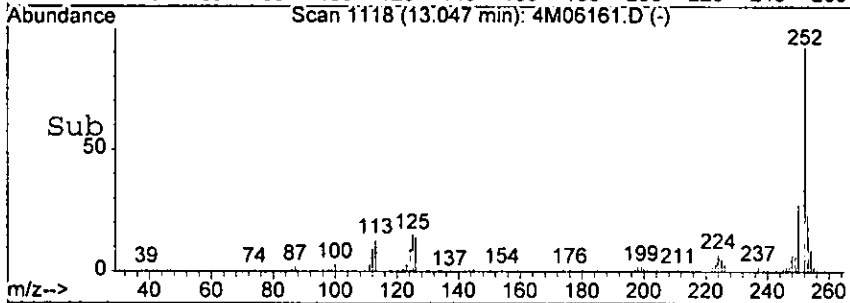


#83  
 Benzo [b] fluoranthene **1383**  
 Concen: 71.23 ng m  
 RT: 13.05 min Scan# 1118  
 Delta R.T. 0.02 min  
 Lab File: 4M06161.D  
 Acq: 15 Sep 2005 17:31

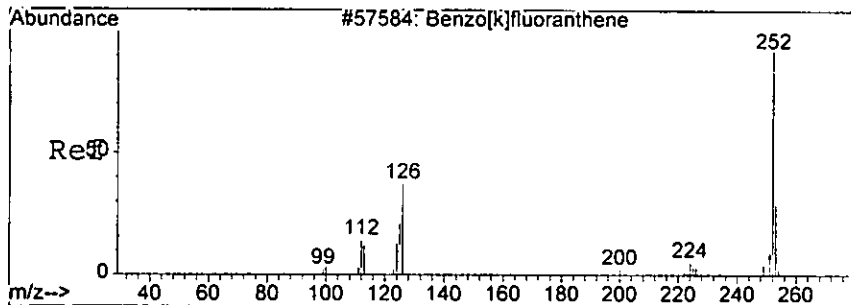


Tgt Ion: 252 Resp: 88071

Ion	Ratio	Lower	Upper
252	100		
253	23.4	0.0	63.3
125	19.6	0.0	57.6

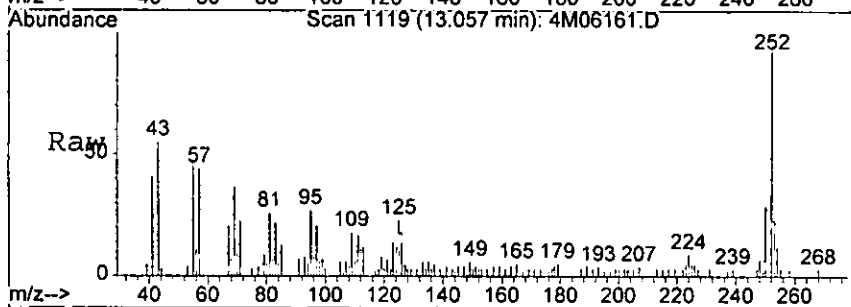


*12/20*

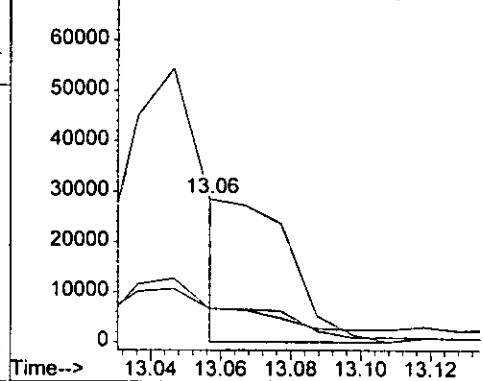
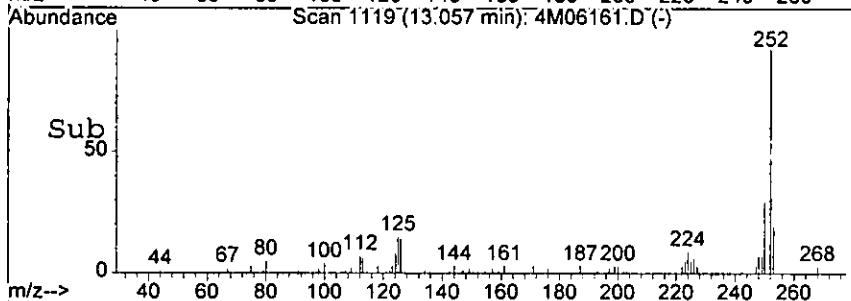


#84  
 Benzo[k]fluoranthene **1384**  
 Concn: 31.45 ng m  
 RT: 13.06 min Scan# 1119  
 Delta R.T. -0.01 min  
 Lab File: 4M06161.D  
 Acq: 15 Sep 2005 17:31

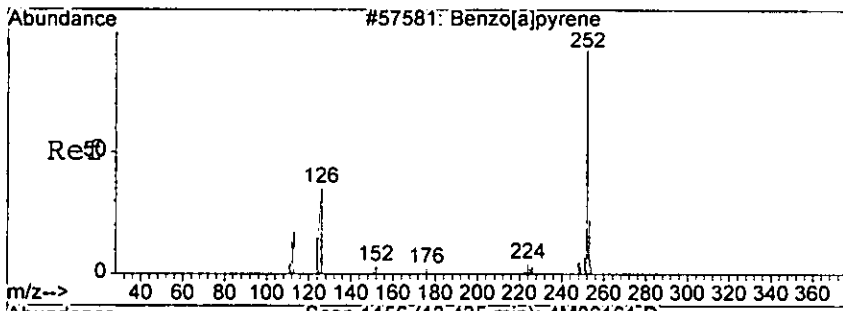
Tgt Ion	Resp	Lower	Upper
252	35330	100	
253	23.3	0.0	63.5
125	23.3	0.0	53.8



Abundance Ion 252.00 (251.70 to 252.70): 4M0616  
 Ion 253.00 (252.70 to 253.70): 4M0616  
 Ion 125.00 (124.70 to 125.70): 4M0616




*Handwritten signature*

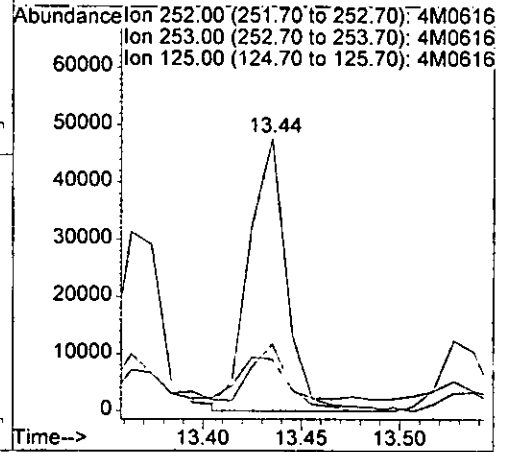
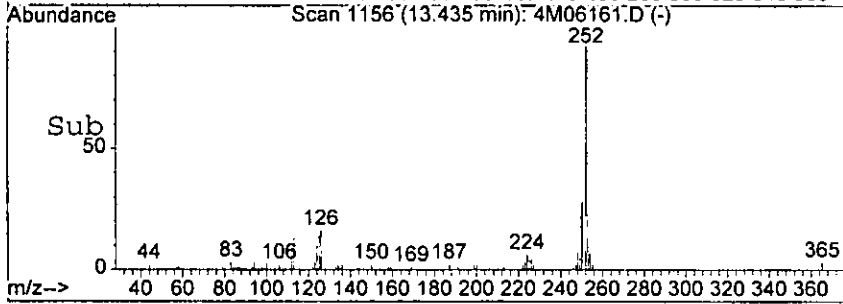


#85  
 Benzo[a]pyrene  
 Concn: 58.71 ng  
 RT: 13.44 min Scan# 1156  
 Delta R.T. 0.01 min  
 Lab File: 4M06161.D  
 Acq: 15 Sep 2005 17:31

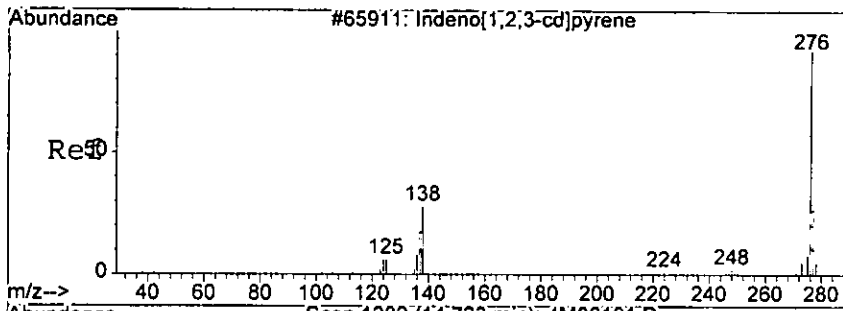
1385



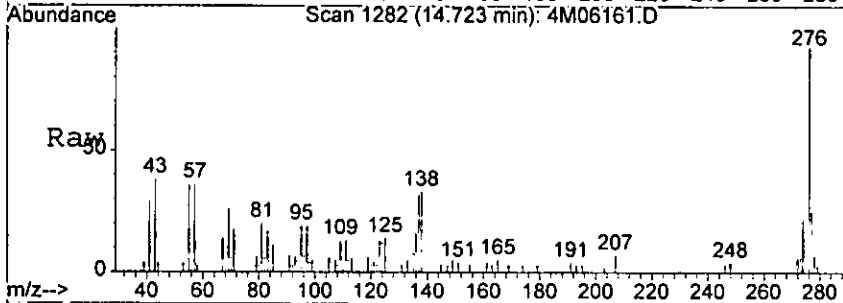
Tgt Ion	Resp	Lower	Upper
252	63396	100	
253	23.3	0.0	62.9
125	14.5	0.0	57.6



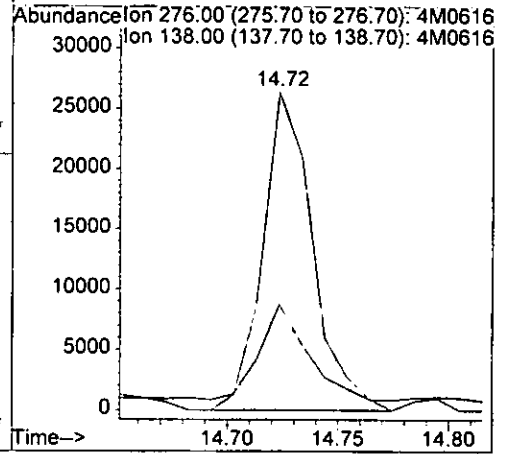
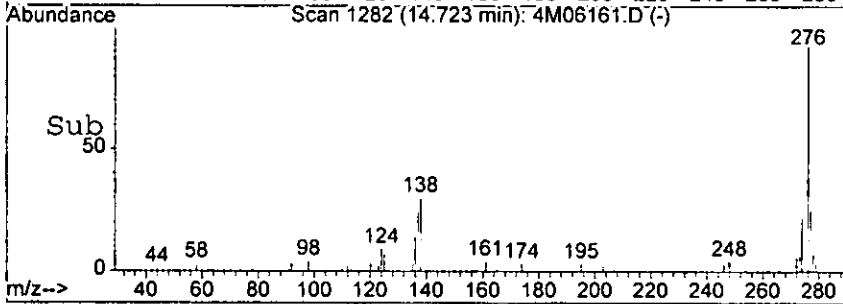
hgaw



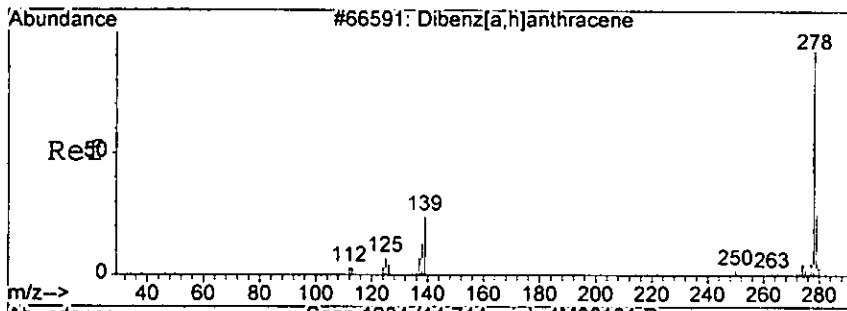
#86  
 Indeno[1,2,3-cd]pyrene  
 Concen: 34.95 ng  
 RT: 14.72 min Scan# 1282  
 Delta R.T. 0.01 min  
 Lab File: 4M06161.D  
 Acq: 15 Sep 2005 17:31



Tgt Ion: 276 Resp: 41000  
 Ion Ratio Lower Upper  
 276 100  
 138 29.9 0.0 73.4

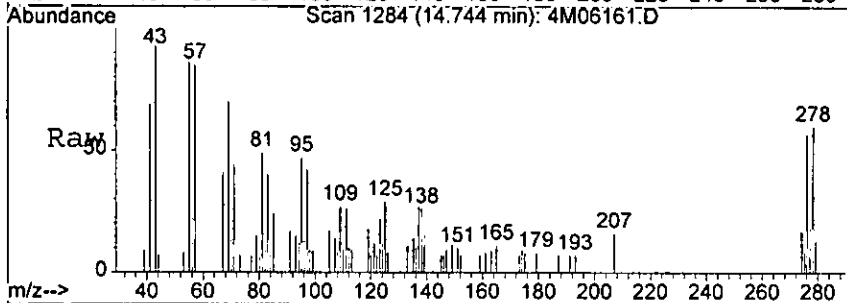


*hear*



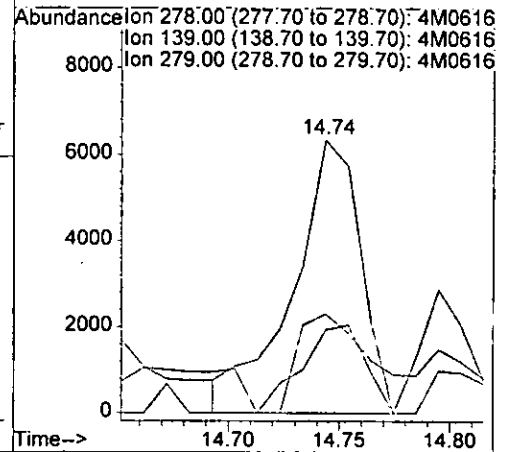
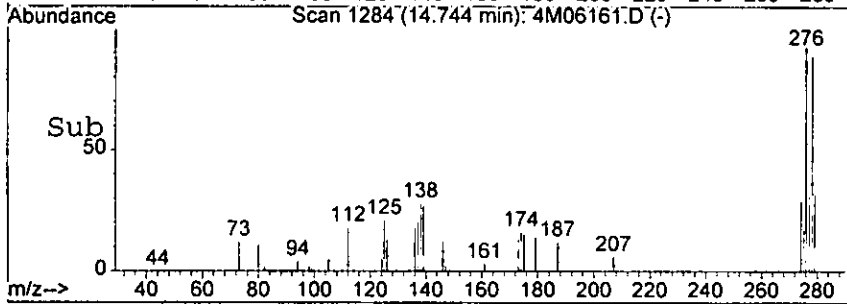
#87  
 Dibenzo[a,h]anthracene  
 Concen: 14.50 ng  
 RT: 14.74 min Scan# 1284  
 Delta R.T. -0.00 min  
 Lab File: 4M06161.D  
 Acq: 15 Sep 2005 17:31

1387

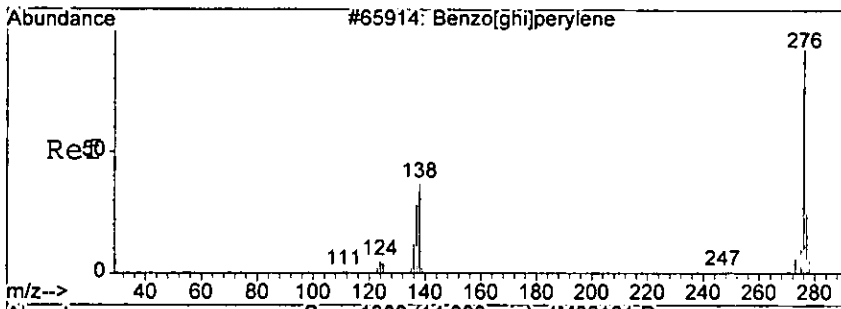


Tgt Ion: 278 Resp: 13426

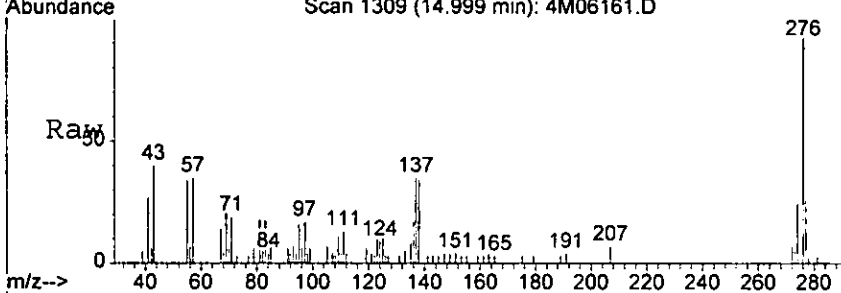
Ion	Ratio	Lower	Upper
278	100		
139	22.2	0.0	63.8
279	30.6	0.0	64.0



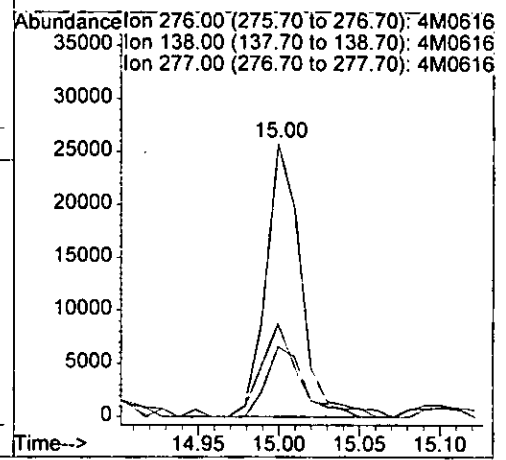
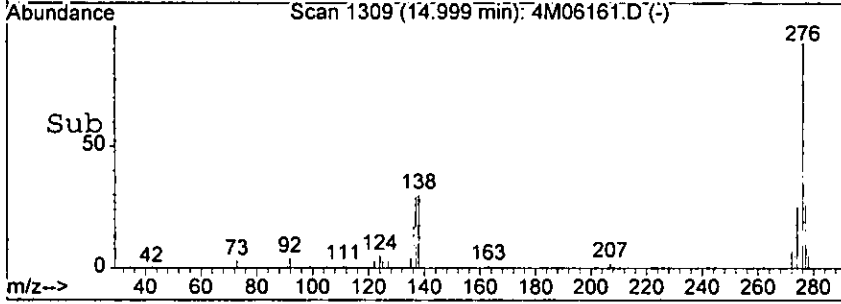
*1387*



#88  
 Benzo[g,h,i]perylene  
 Concen: 40.86 ng  
 RT: 15.00 min Scan# 1309  
 Delta R.T. 0.01 min  
 Lab File: 4M06161.D  
 Acq: 15 Sep 2005 17:31



Tgt Ion	Resp	Lower	Upper
276	100		
138	34.0	0.0	74.1
277	25.6	0.0	65.0



*h2005*